



US00D805248S

(12) **United States Design Patent**
Chen et al.

(10) **Patent No.:** **US D805,248 S**

(45) **Date of Patent:** **** Dec. 12, 2017**

(54) **ELECTRONIC CIGARETTE ATOMIZER**
(71) Applicant: **Smiss Technology Co., Ltd**, Shenzhen, Guangdong (CN)
(72) Inventors: **Jitai Chen**, Guangdong (CN); **Huina Zhang**, Guangdong (CN)
(73) Assignee: **SMISS TECHNOLOGY CO., LTD**, Shenzhen, Guangdong (CN)
(**) Term: **15 Years**

8,833,364 B2 * 9/2014 Buchberger A61M 11/041
128/200.14
D720,095 S * 12/2014 Alima D27/101
D720,881 S * 1/2015 Liu D27/101
D721,202 S * 1/2015 Liu D27/101
D730,571 S * 5/2015 Chen D27/101
D751,249 S * 3/2016 Chen D27/101
D753,338 S * 4/2016 Chen D27/162
D764,703 S * 8/2016 Liu D27/101
D775,762 S * 1/2017 Chen D27/101
D778,492 S * 2/2017 Liu D27/101
D780,372 S * 2/2017 Liu D27/101
D785,859 S * 5/2017 Pang D27/101
D788,362 S * 5/2017 Qiu D27/101
D790,766 S * 6/2017 Li D27/163

(21) Appl. No.: **29/585,791**

* cited by examiner

(22) Filed: **Nov. 29, 2016**

Primary Examiner — Susan Bennett Hattan

Assistant Examiner — Rebecca Tsehaye

(30) **Foreign Application Priority Data**

(74) *Attorney, Agent, or Firm* — Ladas & Parry LLP

Oct. 11, 2016 (CN) 2016 3 0499209

(51) **LOC (10) Cl.** **27-02**

(52) **U.S. Cl.**
USPC **D27/170**

(58) **Field of Classification Search**

USPC D27/101, 106, 108, 163, 165, 169, 172, D27/174, 175, 183, 186-190, 193, 195, D27/131, 141, 142, 152, 153, 160; D24/110; 131/273, 274, 191, 328-330; 128/202.21, 203.12
CPC A24F 47/002; A24F 47/004; A24F 47/006; A24F 47/008; A61M 15/06
See application file for complete search history.

(57) **CLAIM**

The ornamental design for an electronic cigarette atomizer, as shown and described.

DESCRIPTION


FIG. 1 is a front elevational view of an electronic cigarette atomizer showing my new design;
FIG. 2 is a rear elevational view thereof;
FIG. 3 is a left side elevational view thereof;
FIG. 4 is a right side elevational view thereof;
FIG. 5 is a top plan view thereof;
FIG. 6 is a bottom plan view thereof;
FIG. 7 is a perspective view thereof; and,
FIG. 8 is another perspective view thereof.
The broken lines in the drawings depict parts of the electronic cigarette atomizer that form no part of the claimed design.

(56) **References Cited**

U.S. PATENT DOCUMENTS

D346,878 S * 5/1994 Gee D27/194
D649,708 S * 11/2011 Oneil D27/163

1 Claim, 7 Drawing Sheets






FIG. 1




FIG. 2




FIG. 3




FIG. 4

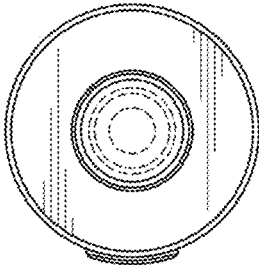


FIG. 5

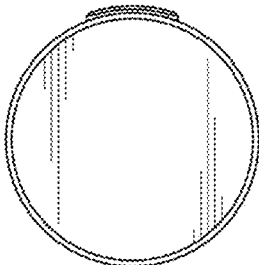


FIG. 6




FIG. 7




FIG. 8