

(12) **United States Design Patent**  
**Peck**

(10) **Patent No.:** **US D738,496 S**  
(45) **Date of Patent:** **\*\* Sep. 8, 2015**

(54) **NASAL DILATOR**

(71) Applicant: **Joseph Peck**, Portland, OR (US)

(72) Inventor: **Joseph Peck**, Portland, OR (US)

(\*\*) Term: **14 Years**

(21) Appl. No.: **29/462,952**

(22) Filed: **Aug. 9, 2013**

(51) **LOC (10) Cl.** ..... **24-02**

(52) **U.S. Cl.**

USPC ..... **D24/135**

(58) **Field of Classification Search**

USPC ..... D24/133, 135, 136; 606/191-199

CPC ..... A61F 5/08; A61B 17/0057; A61B 1/233;

A61M 29/00; A61M 29/02

See application file for complete search history.

(56) **References Cited**

U.S. PATENT DOCUMENTS

4,414,977 A 11/1983 Rezakhany  
D310,565 S 9/1990 Petruson  
5,476,091 A 12/1995 Johnson

(Continued)

FOREIGN PATENT DOCUMENTS

EM 001393755-0003 \* 2/2014  
JP D1257079 \* 10/2005  
WO WO 2010039771 A1 \* 4/2010 ..... A61F 5/08

*Primary Examiner* — Bridget L Eland

*Assistant Examiner* — Lauren McVey

(57) **CLAIM**

I claim the ornamental design for a nasal dilator, as shown and described.

**DESCRIPTION**

FIG. 1 is an isometric view of a first embodiment of a nasal dilator shown with a first environment;

FIG. 2 is a top view of the nasal dilator of FIG. 1 shown with a first environment;

FIG. 3 is a bottom view of the nasal dilator of FIG. 1;

FIG. 4 is a right side view of the nasal dilator of FIG. 1, the left side view being a mirror image thereof;

FIG. 5 is a front elevation view of the nasal dilator of FIG. 1;

FIG. 6 is a rear elevation view of the nasal dilator of FIG. 1;

FIG. 7 is an isometric view of a second embodiment of a nasal dilator shown with a first environment, the bottom, right side and its mirror image left side, front elevation, and rear elevation views being identical to the corresponding views illustrated for the first embodiment;

FIG. 8 is a top view of the nasal dilator of FIG. 7 shown with a first environment;

FIG. 9 is an isometric view of the nasal dilator shown in FIG. 1 shown with a second environment;

FIG. 10 is a top view of the nasal dilator of FIG. 1 shown with a second environment;

FIG. 11 is a right side view of the nasal dilator of FIG. 1 shown with a second environment, the left side view being a mirror image thereof;

FIG. 12 is a front elevation view of the nasal dilator of FIG. 1 shown with a second environment;

FIG. 13 is a rear elevation view of the nasal dilator of FIG. 1 shown with a second environment;

FIG. 14 is an isometric view of the nasal dilator shown in FIG. 7 shown with a second environment;

FIG. 15 is a top view of the nasal dilator of FIG. 7 shown with a second environment;

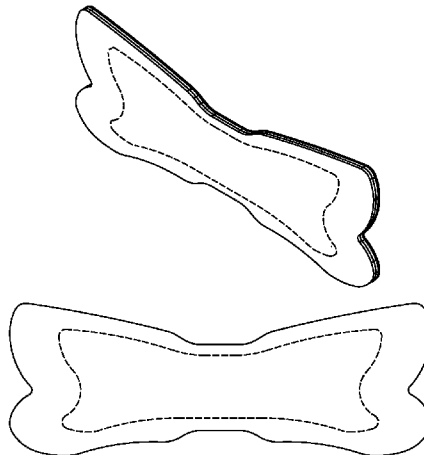
FIG. 16 is a right side view of the nasal dilator of FIG. 7 shown with a second environment, the left side view being a mirror image thereof;

FIG. 17 is a front elevation view of the nasal dilator of FIG. 7 shown with a second environment; and,

FIG. 18 is a rear elevation view of the nasal dilator of FIG. 7 shown with a second environment.

The broken lines are directed to environment and form no part of the claimed design.

**1 Claim, 4 Drawing Sheets**



(56)

References Cited

U.S. PATENT DOCUMENTS

5,479,944 A 1/1996 Petruson  
 5,533,499 A 7/1996 Johnson  
 5,533,503 A 7/1996 Doubek et al.  
 5,546,929 A 8/1996 Muchin  
 5,553,605 A 9/1996 Muchin  
 5,611,333 A 3/1997 Johnson  
 D379,513 S \* 5/1997 Ierulli ..... D24/135  
 5,653,224 A 8/1997 Johnson  
 5,669,377 A 9/1997 Fenn  
 5,706,800 A 1/1998 Cronk et al.  
 5,718,224 A 2/1998 Muchin  
 5,769,089 A \* 6/1998 Hand et al. .... 128/858  
 5,957,126 A 9/1999 Nesser  
 6,029,658 A 2/2000 De Voss  
 D427,370 S \* 6/2000 Kalafsky et al. .... D28/4  
 D430,295 S \* 8/2000 Ierulli ..... D24/135  
 D433,142 S \* 10/2000 Nash et al. .... D24/189  
 D441,081 S \* 4/2001 Mueller ..... D24/189  
 6,244,265 B1 6/2001 Cronk et al.

6,276,360 B1 8/2001 Cronk et al.  
 6,453,901 B1 \* 9/2002 Ierulli ..... 128/200.24  
 D490,897 S \* 6/2004 Ruch ..... D24/135  
 6,769,428 B2 8/2004 Cronk et al.  
 7,013,889 B2 3/2006 Cronk et al.  
 7,114,495 B2 10/2006 Lockwood, Jr.  
 D574,085 S \* 7/2008 Lucchetti ..... D24/190  
 D601,707 S \* 10/2009 Chouiller ..... D24/189  
 7,878,197 B2 2/2011 Christy et al.  
 D639,762 S \* 6/2011 Brogden et al. .... D24/135  
 8,047,201 B2 11/2011 Guyuron et al.  
 8,062,329 B2 11/2011 Ierulli  
 D662,203 S \* 6/2012 Smith ..... D24/135  
 8,342,173 B2 1/2013 Lockwood, Jr.  
 D683,035 S \* 5/2013 Dunshee et al. .... D24/189  
 8,444,670 B2 5/2013 Ierulli  
 8,584,671 B2 11/2013 Ierulli  
 D725,772 S \* 3/2015 Ierulli ..... D24/135  
 D729,236 S \* 5/2015 Lee et al. .... D14/341  
 2009/0125052 A1 \* 5/2009 Pinna et al. .... 606/199  
 2012/0172923 A1 \* 7/2012 Fenton et al. .... 606/204.45

\* cited by examiner

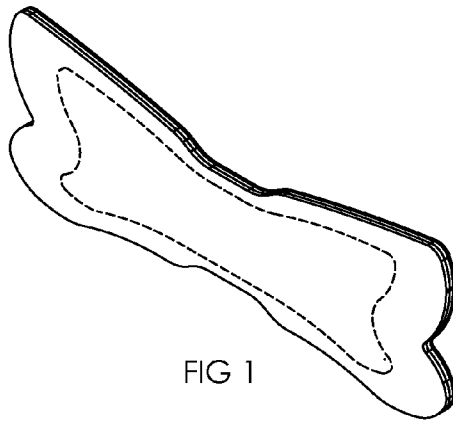


FIG 1

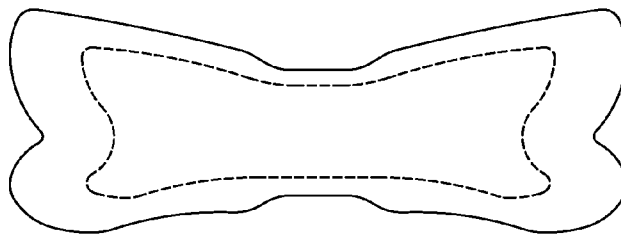


FIG 2

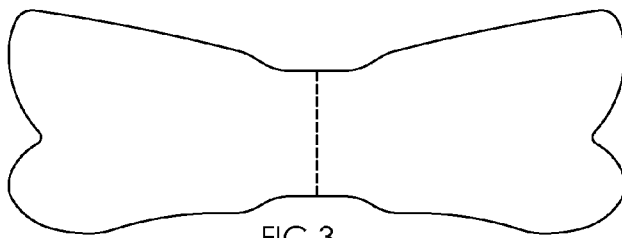


FIG 3



FIG 4



FIG 5



FIG 6

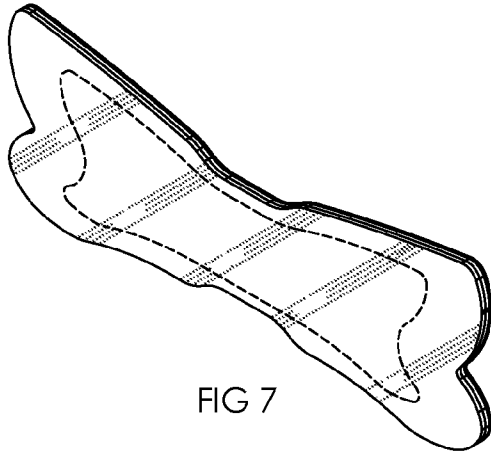


FIG 7

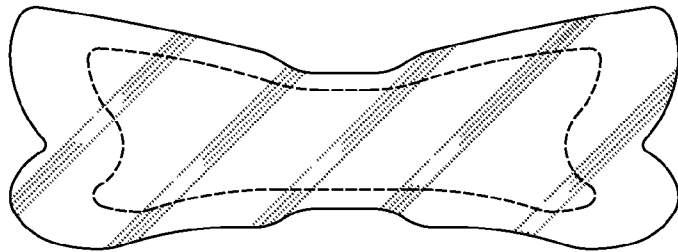


FIG 8

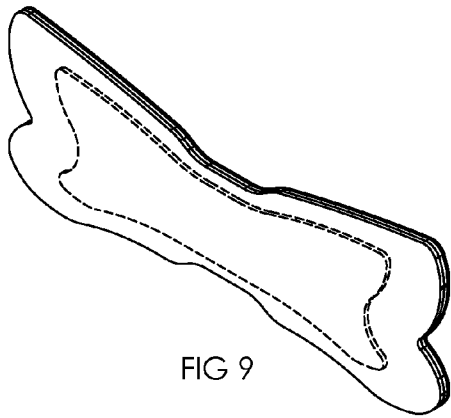


FIG 9

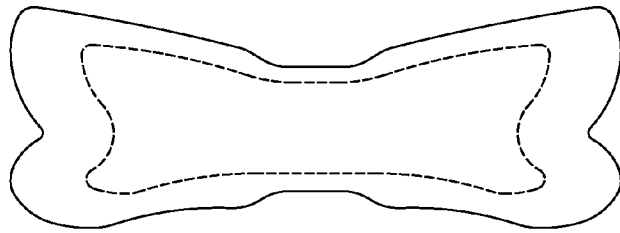


FIG 10



Figure 11



FIG 12



FIG 13

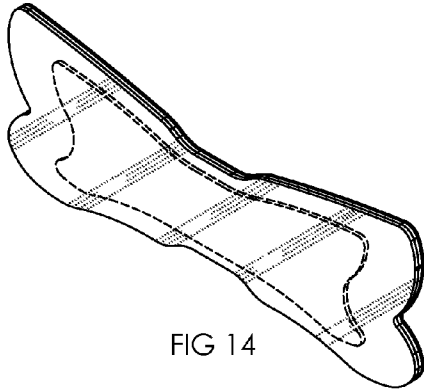


FIG 14

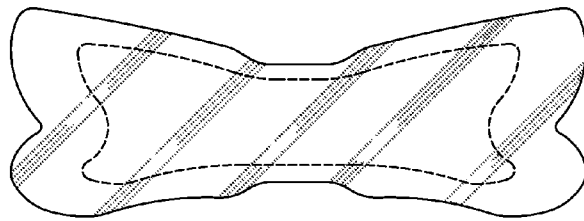


FIG 15



Figure 16



FIG 17



FIG 18