



US00D766896S

(12) **United States Design Patent**
Li et al.

(10) **Patent No.:** **US D766,896 S**

(45) **Date of Patent:** **** Sep. 20, 2016**

(54) **HAND-HELD VIRTUAL REALITY HEADSET**

(71) Applicants: **Shirley Li**, Brooklyn, NY (US); **Cheng Tao Yi**, Brooklyn, NY (US); **Ke Lou**, Brooklyn, NY (US)

(72) Inventors: **Shirley Li**, Brooklyn, NY (US); **Cheng Tao Yi**, Brooklyn, NY (US); **Ke Lou**, Brooklyn, NY (US)

(73) Assignee: **PARALO LLC**, Albany, NY (US)

(**) Term: **15 Years**

(21) Appl. No.: **29/545,726**

(22) Filed: **Nov. 16, 2015**

(51) **LOC (10) Cl.** **14-02**

(52) **U.S. Cl.**
USPC **D14/372**

(58) **Field of Classification Search**
USPC D14/372, 496, 432, 371, 125, 126, 129, D14/299; D16/300-342; 351/158, 153, 144; 345/7-9, 905; 455/344; 348/115, 53, 348/121, 739
CPC G02B 27/017; G02B 27/0158; G02B 27/0161; G02B 27/0181; G02B 27/0185; G02B 27/0189
See application file for complete search history.

(56) **References Cited**

U.S. PATENT DOCUMENTS

D427,982 S	*	7/2000	Ishii	D14/372
D701,206 S	*	3/2014	Luckey	D14/372
D719,953 S	*	12/2014	Nokuo	D14/372
D727,896 S	*	4/2015	Laluque	D14/372
D732,028 S	*	6/2015	Kim	D14/372
D739,855 S	*	9/2015	Bosveld	D14/372

D740,810 S	*	10/2015	Bosveld	D14/372
D740,815 S	*	10/2015	Bosveld	D14/372
D741,324 S	*	10/2015	Bosveld	D14/372
D741,325 S	*	10/2015	Bosveld	D14/372
D741,326 S	*	10/2015	Bosveld	D14/372
D741,327 S	*	10/2015	Reznik	D14/372
D741,858 S	*	10/2015	Bosveld	D14/372
D749,580 S	*	2/2016	Kim	D14/372
D750,074 S	*	2/2016	Coz	D14/372
D751,072 S	*	3/2016	Lyons	D14/372
D752,680 S	*	3/2016	Kim	D14/372
D757,003 S	*	5/2016	Goossens	D14/372
D758,367 S	*	6/2016	Natsume	D14/372
D759,654 S	*	6/2016	Sullivan	D14/372

* cited by examiner

Primary Examiner — Austin Murphy

(74) *Attorney, Agent, or Firm* — Manabu Kanesaka

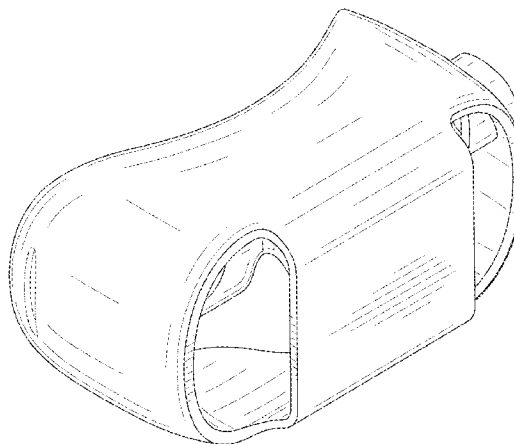
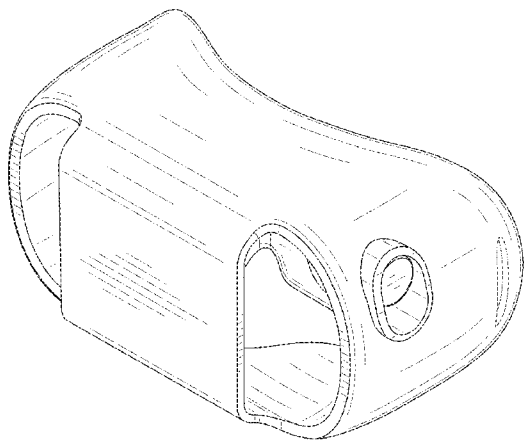
(57) **CLAIM**

The ornamental design for a hand-held virtual reality headset, as shown and described.

DESCRIPTION

FIG. 1 is a front view of a hand-held virtual reality headset showing our new design;
FIG. 2 is a rear view thereof;
FIG. 3 is a plan view thereof;
FIG. 4 is a bottom view thereof;
FIG. 5 is a left side view thereof;
FIG. 6 is a right side view thereof;
FIG. 7 is a perspective view showing an upper front and left side thereof;
FIG. 8 is a perspective view showing an upper front and right side thereof; and,
FIG. 9 is a perspective view showing an upper rear and left side thereof.

1 Claim, 8 Drawing Sheets



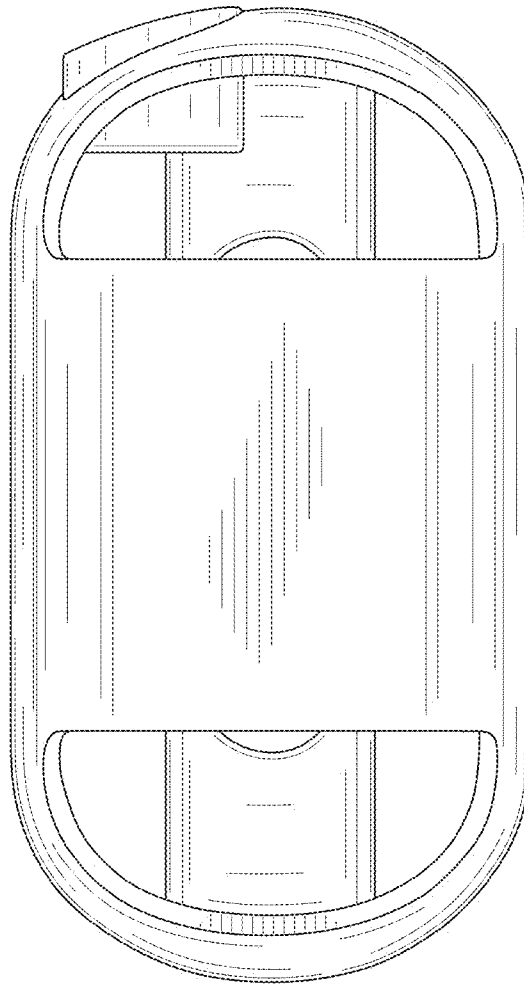


FIG. 1

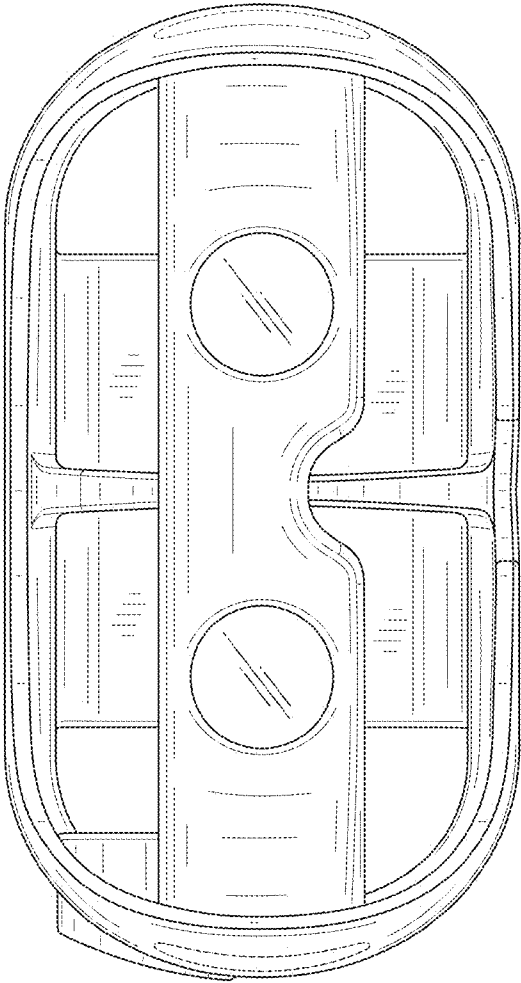


FIG. 2

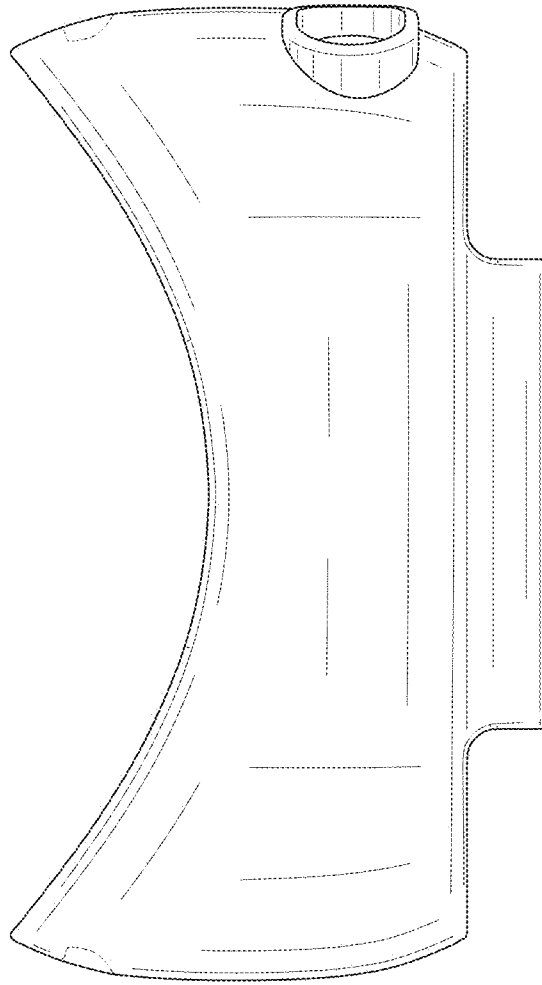


FIG. 3

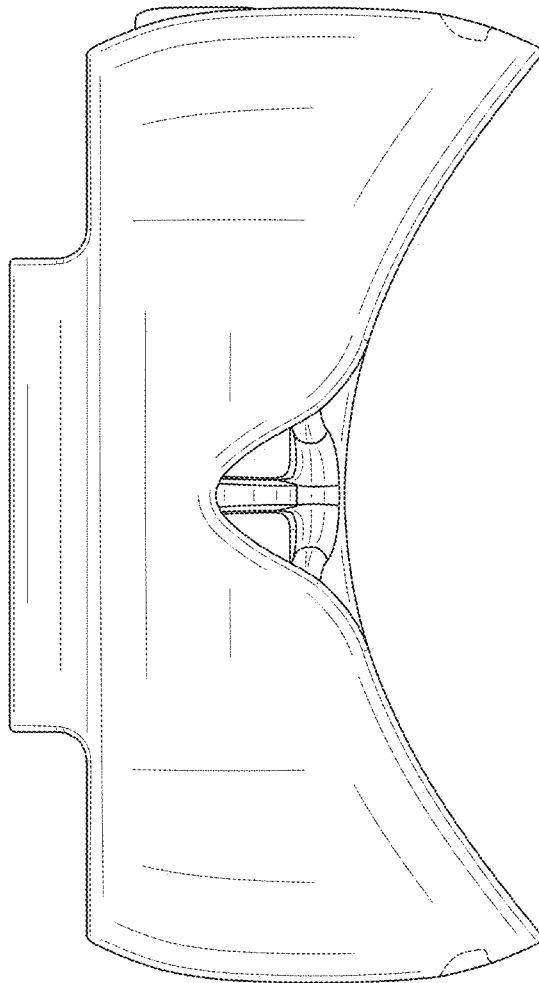


FIG. 4

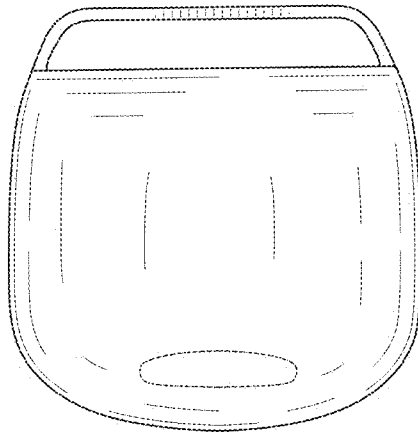


FIG. 5

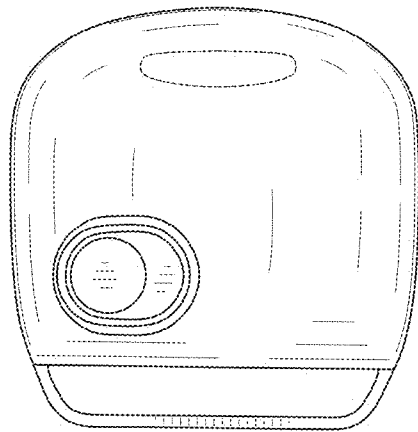


FIG. 6



FIG. 7



FIG. 8

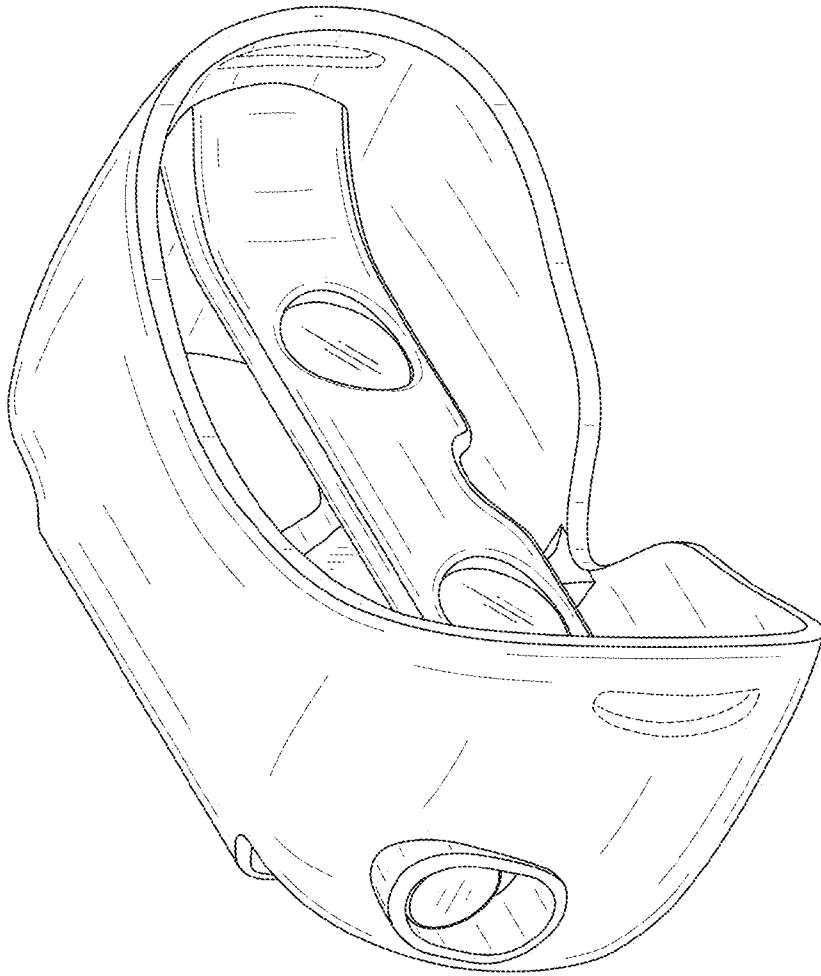


FIG. 9