



US00D474175S

(12) **United States Design Patent** (10) **Patent No.:** **US D474,175 S**  
**Furusho et al.** (45) **Date of Patent:** **\*\* May 6, 2003**

(54) **PROTECTIVE CAGE AND RADIO COMBINATION**

(75) Inventors: **Kazuo Furusho**, Sai Kung (HK);  
**Edward Arthur Holland**, Tai Po (HK);  
**Yee Ming Chan**, Yuen Long (HK);  
**Edison Yip**, Kowloon (HK); **Ho Kit Chan**, Shatin (HK); **John Joseph Raab**, Brielle, NJ (US)

(73) Assignee: **Emerson Radio Corp.**, Parsippany, NJ (US)

(\*\*) Term: **14 Years**

(21) Appl. No.: **29/150,934**

(22) Filed: **Nov. 29, 2001**

**Related U.S. Application Data**

(62) Division of application No. 29/149,130, filed on Oct. 2, 2001.

(51) **LOC (7) Cl.** ..... **14-99**

(52) **U.S. Cl.** ..... **D14/217; D14/196**

(58) **Field of Search** ..... D14/160-165,  
D14/167-168, 170-171, 188, 193-198,  
217, 299; D21/686, 691, 694, 697; 455/344-345,  
347, 350-351

(56) **References Cited**

**U.S. PATENT DOCUMENTS**

2,817,347 A \* 12/1957 Hilt, Sr. .... D21/691

D262,537 S \* 1/1982 Kikuhara ..... D14/188  
D284,081 S \* 6/1986 Taylor ..... D14/257  
D379,836 S \* 6/1997 Chen ..... D21/691  
D394,262 S \* 5/1998 Cross et al. .... D14/188

**OTHER PUBLICATIONS**

U.S. patent application Ser. No. 29/150,935, Furusho, et al., filed Nov. 29, 2001.

U.S. patent application Ser. No. 29/153,474, Furusho, et al., filed Nov. 29, 2001.

\* cited by examiner

*Primary Examiner*—Nanda Bondade

(74) *Attorney, Agent, or Firm*—Darby & Darby

(57) **CLAIM**

The ornamental design for a protective cage and radio combination, as shown and described.

**DESCRIPTION**

FIG. 1 is a front perspective view of a protective cage and radio combination showing our new design;

FIG. 2 is an enlarged front elevational view thereof;

FIG. 3 is a right side view thereof, the left side being a mirror image thereof;

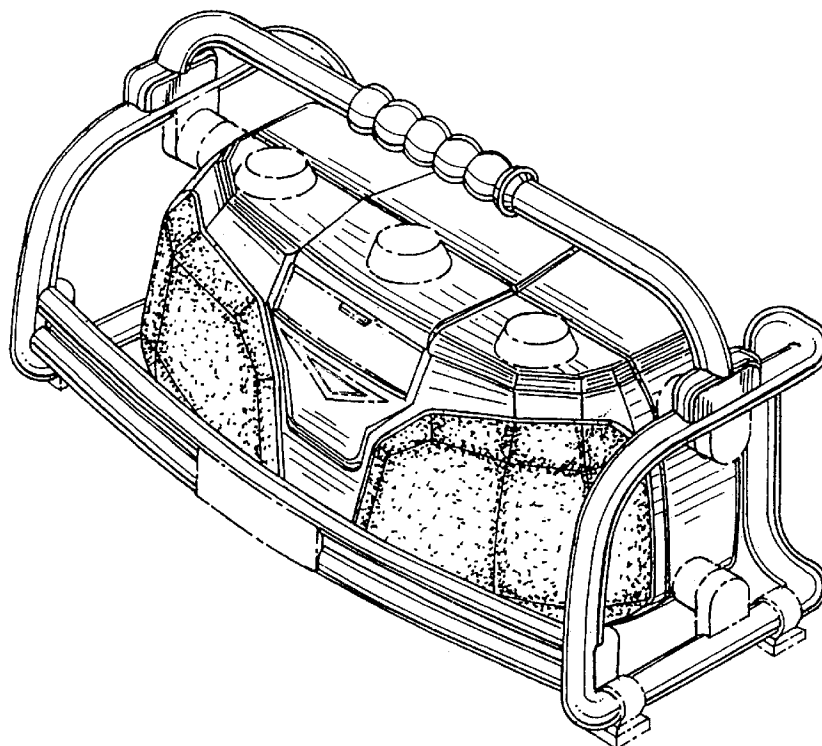
FIG. 4 is a rear elevational view thereof;

FIG. 5 is a top plan view thereof; and,

FIG. 6 is a bottom plan view thereof.

The broken line showing of connectors for attaching the radio to the protective cage and other details is for illustrative purposes only and forms no part of the claimed design.

**1 Claim, 5 Drawing Sheets**



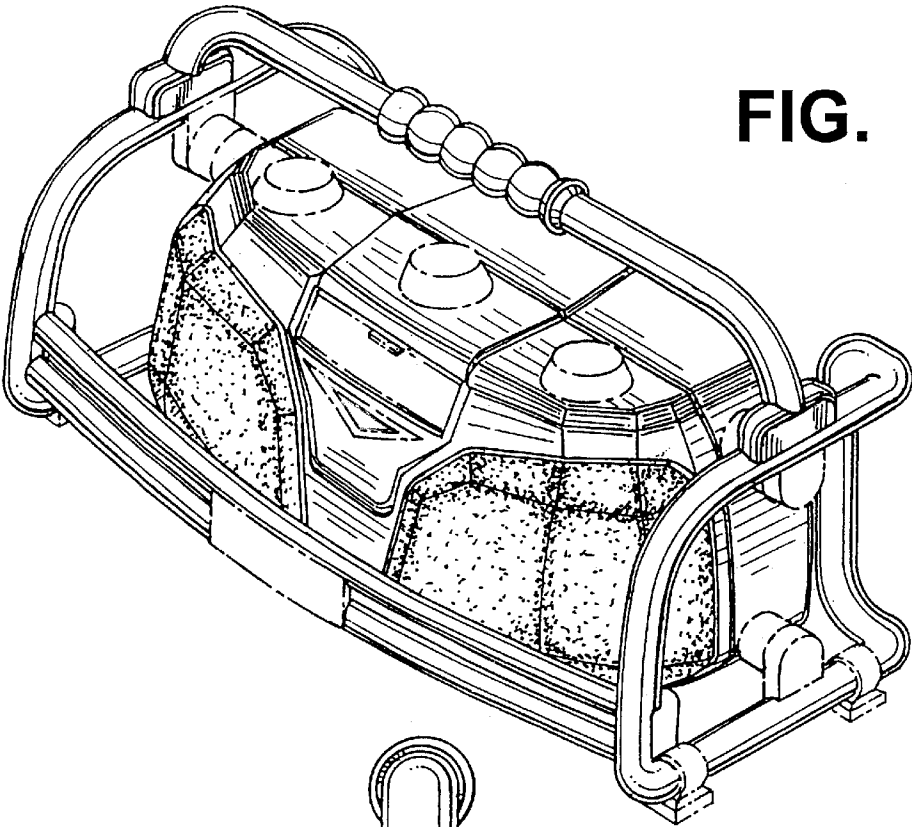


FIG. 1

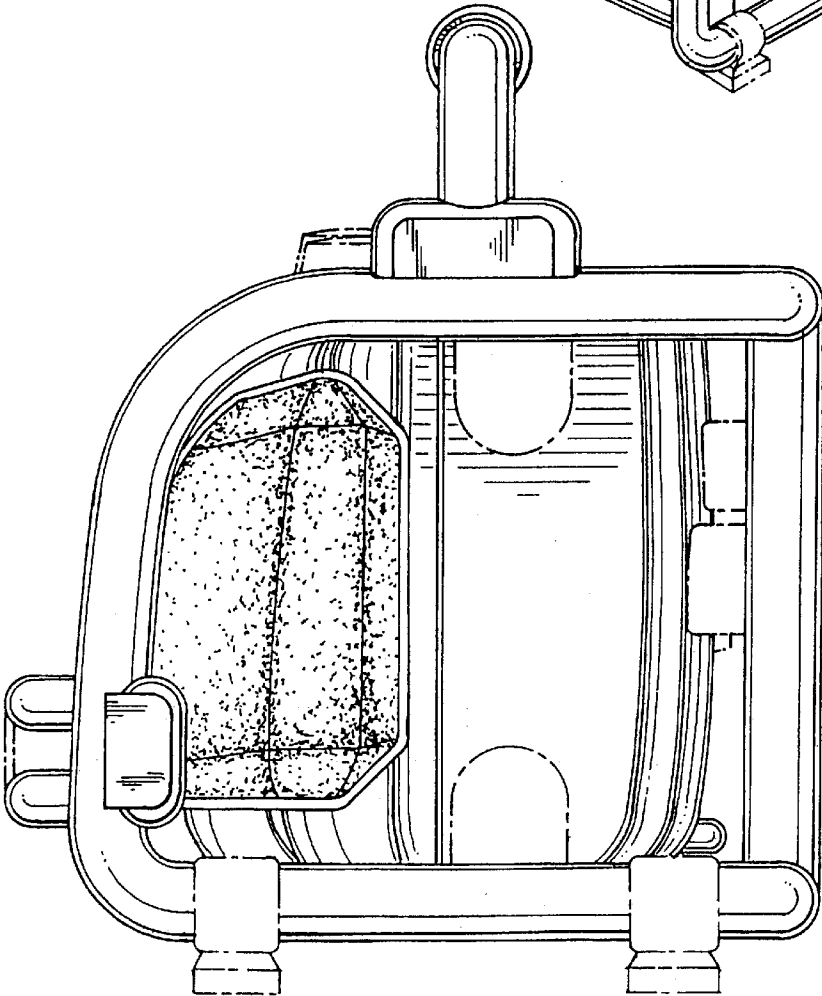


FIG. 3

FIG. 2

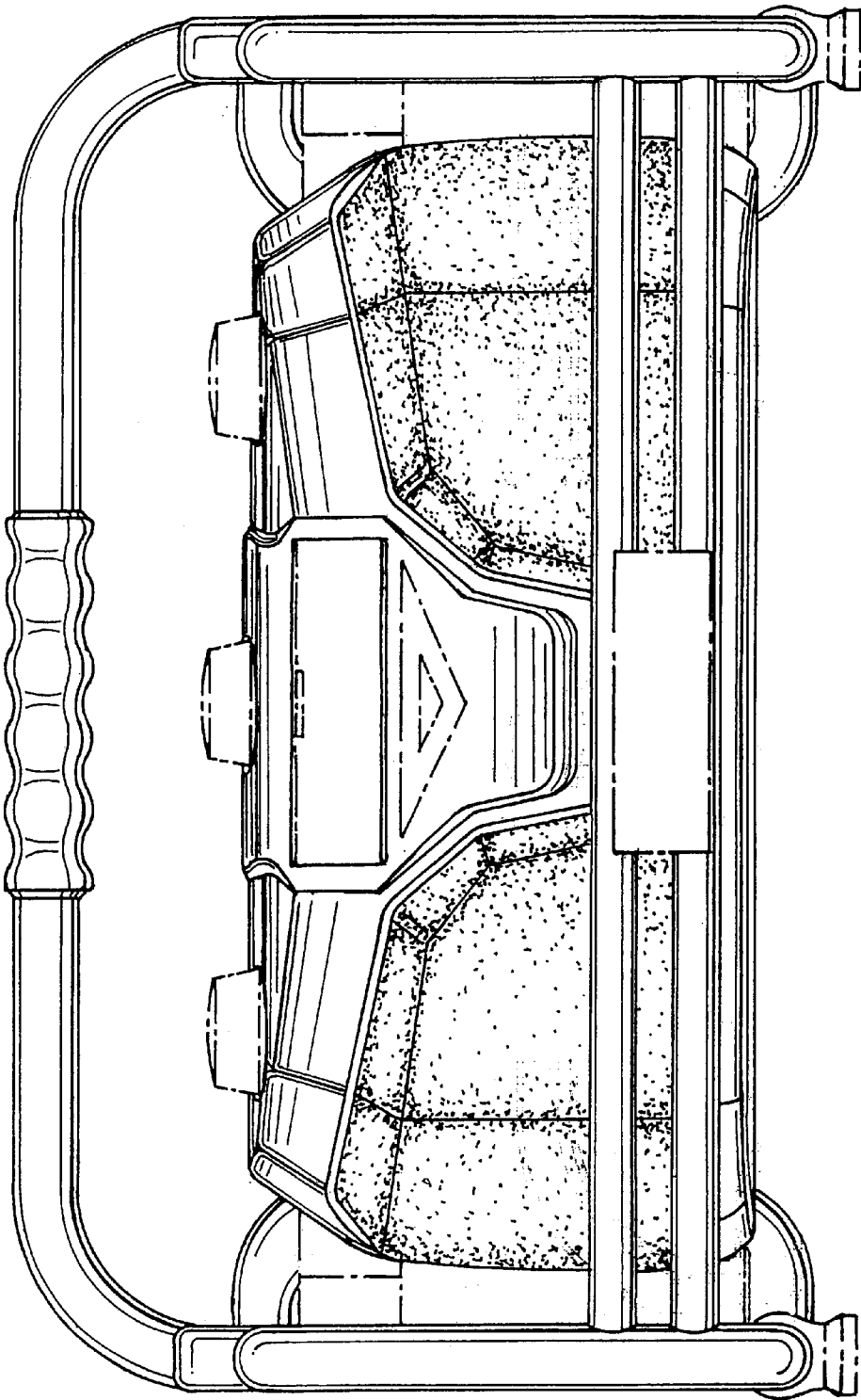


FIG. 4

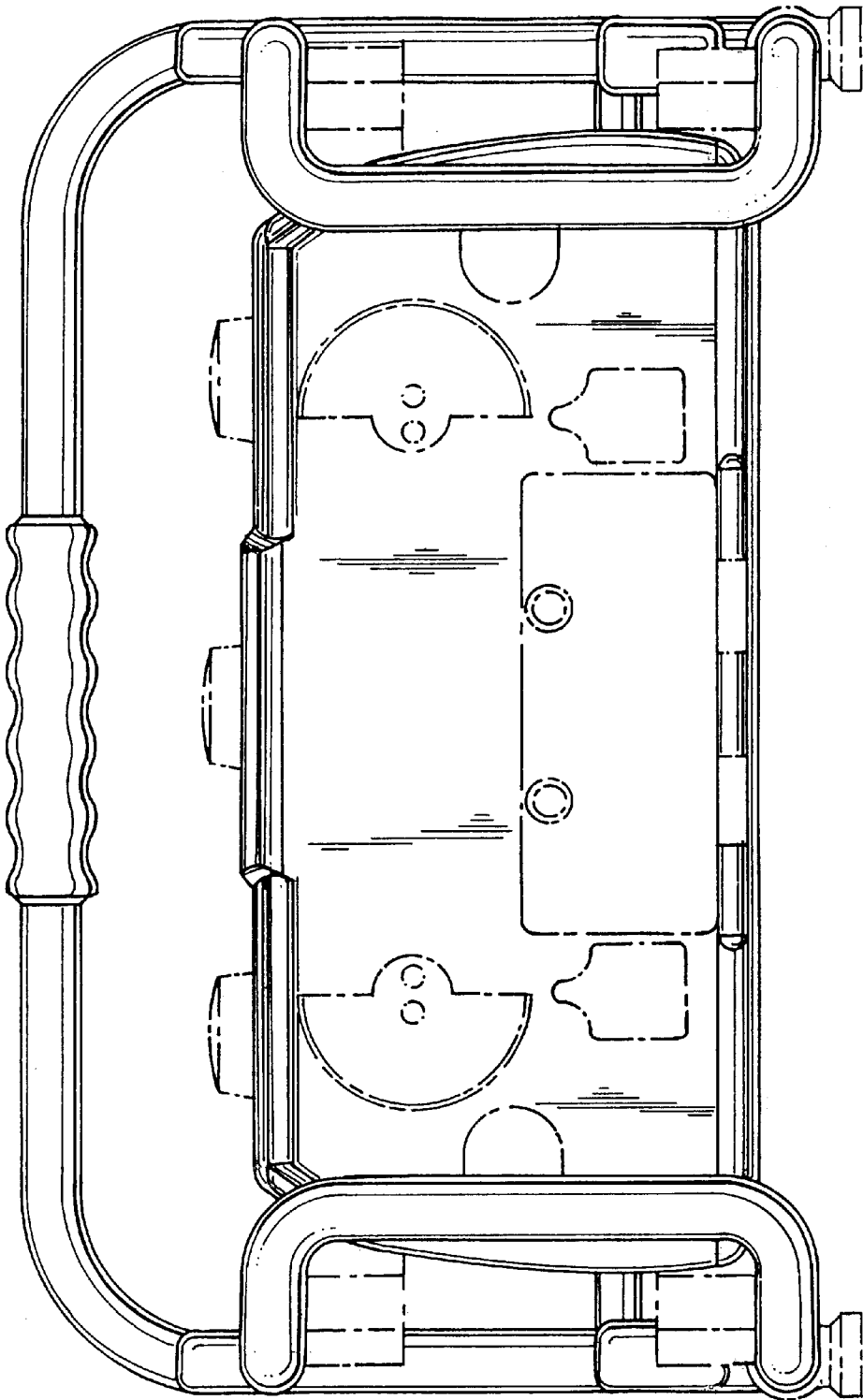


FIG. 5

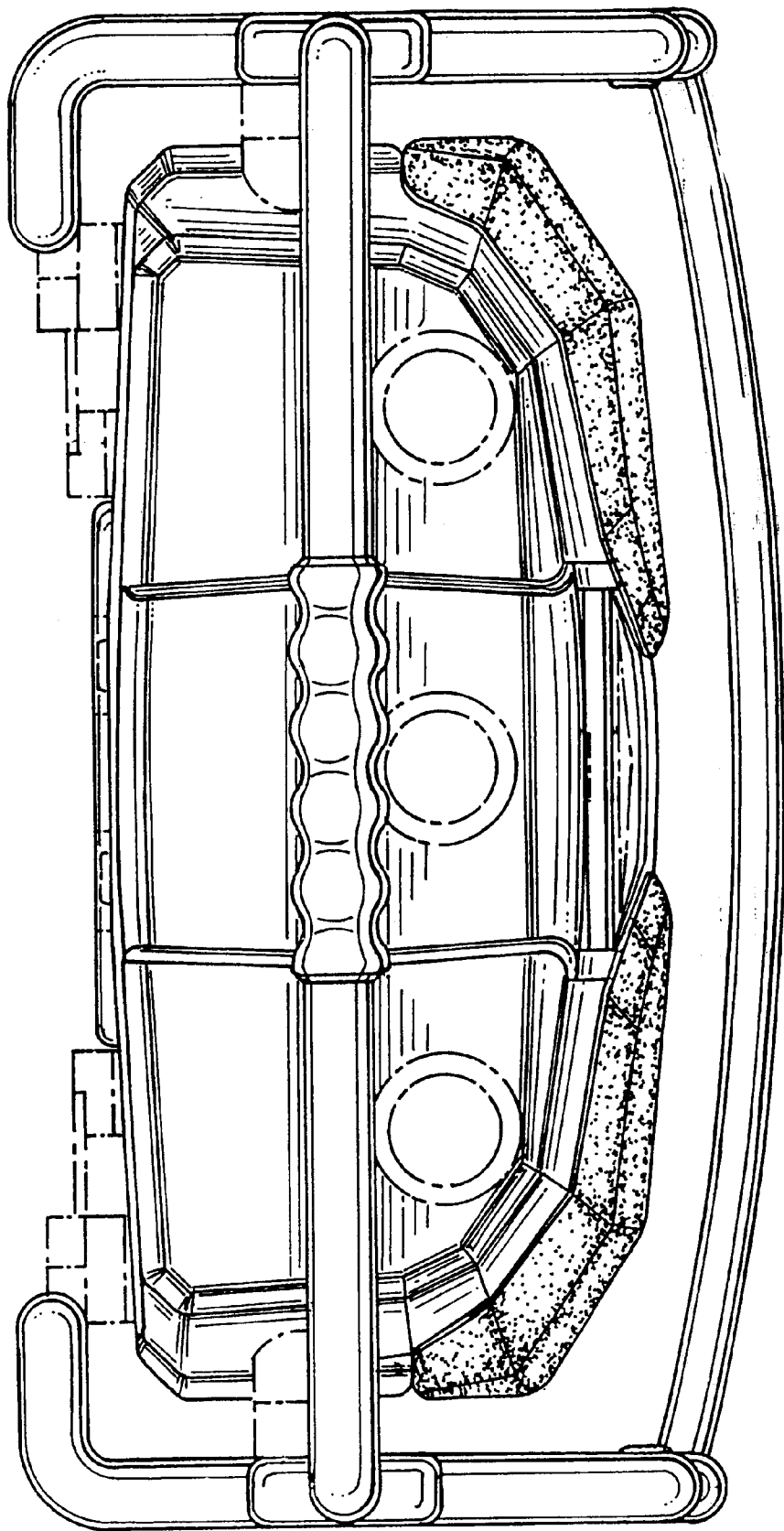


FIG. 6

