



US00D428414S

United States Patent [19]
Okumura

[11] **Patent Number: Des. 428,414**
[45] **Date of Patent: ** Jul. 18, 2000**

[54] **ELECTRONIC ORGANIZER**
[75] Inventor: **Makiko Okumura**, Nara-ken, Japan
[73] Assignee: **Sharp Kabushiki Kaisha**, Osaka, Japan
[**] Term: **14 Years**

D. 354,073 1/1995 Shigemura D14/345
D. 354,075 1/1995 Takahata et al. D14/345
D. 355,166 2/1995 Sakaguchi et al. .
D. 368,702 4/1996 Shimizu D14/345
D. 404,021 1/1999 Nishida .
D. 409,987 5/1999 Okumura .

[21] Appl. No.: **29/111,319**
[22] Filed: **Sep. 28, 1999**

Primary Examiner—Freda Nunn
Attorney, Agent, or Firm—Nixon & Vanderhye

[30] **Foreign Application Priority Data**

[57] **CLAIM**

Mar. 31, 1999 [JP] Japan 11-8520

The ornamental design for an “electronic organizer,” as shown and described.

[51] **LOC (7) Cl.** **14-02**
[52] **U.S. Cl.** **D14/345; D18/2**
[58] **Field of Search** D14/345, 341,
D14/346; D18/1, 2, 7; 235/145 A, 145 R;
345/156, 168, 169, 172, 173; 341/22, 23;
364/708.1; 349/12

DESCRIPTION

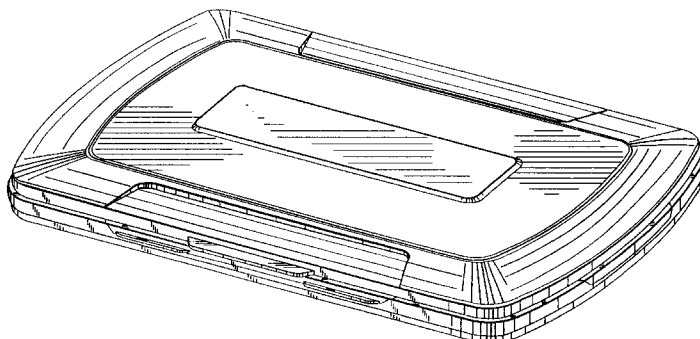
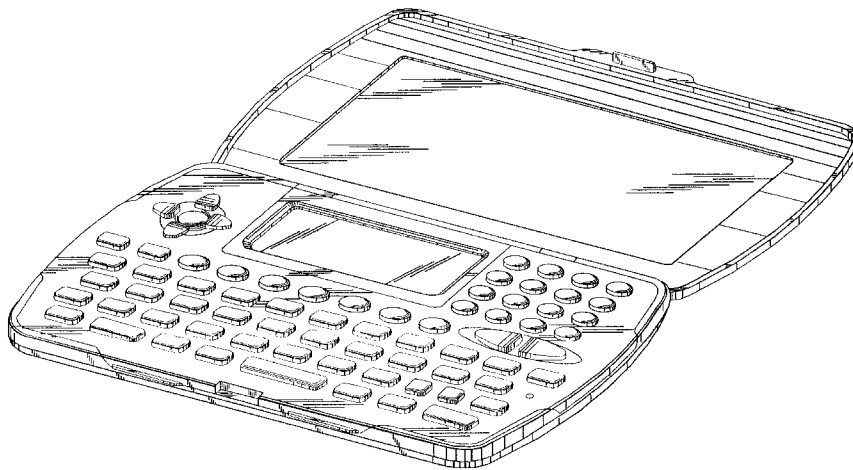
[56] **References Cited**

U.S. PATENT DOCUMENTS

D. 324,513 3/1992 Sakaguchi et al. D14/345
D. 351,613 10/1994 Sakaguchi et al. .
D. 353,614 12/1994 Ohno et al. D14/345
D. 354,046 1/1995 Sakaguchi et al. .

FIG. 1 is a top, front and right side perspective view of an electronic organizer hereof in an opened position in accordance with my design;
FIG. 2 is a top, front and right side perspective view thereof in a closed position;
FIG. 3 is a top plan view of the electronic organizer hereof in the opened position;
FIG. 4 is a front elevational view thereof;
FIG. 5 is a rear elevational view thereof;
FIG. 6 is a bottom plan view thereof;
FIG. 7 is a right side elevational view thereof; and,
FIG. 8 is a left side elevational view thereof.

1 Claim, 5 Drawing Sheets



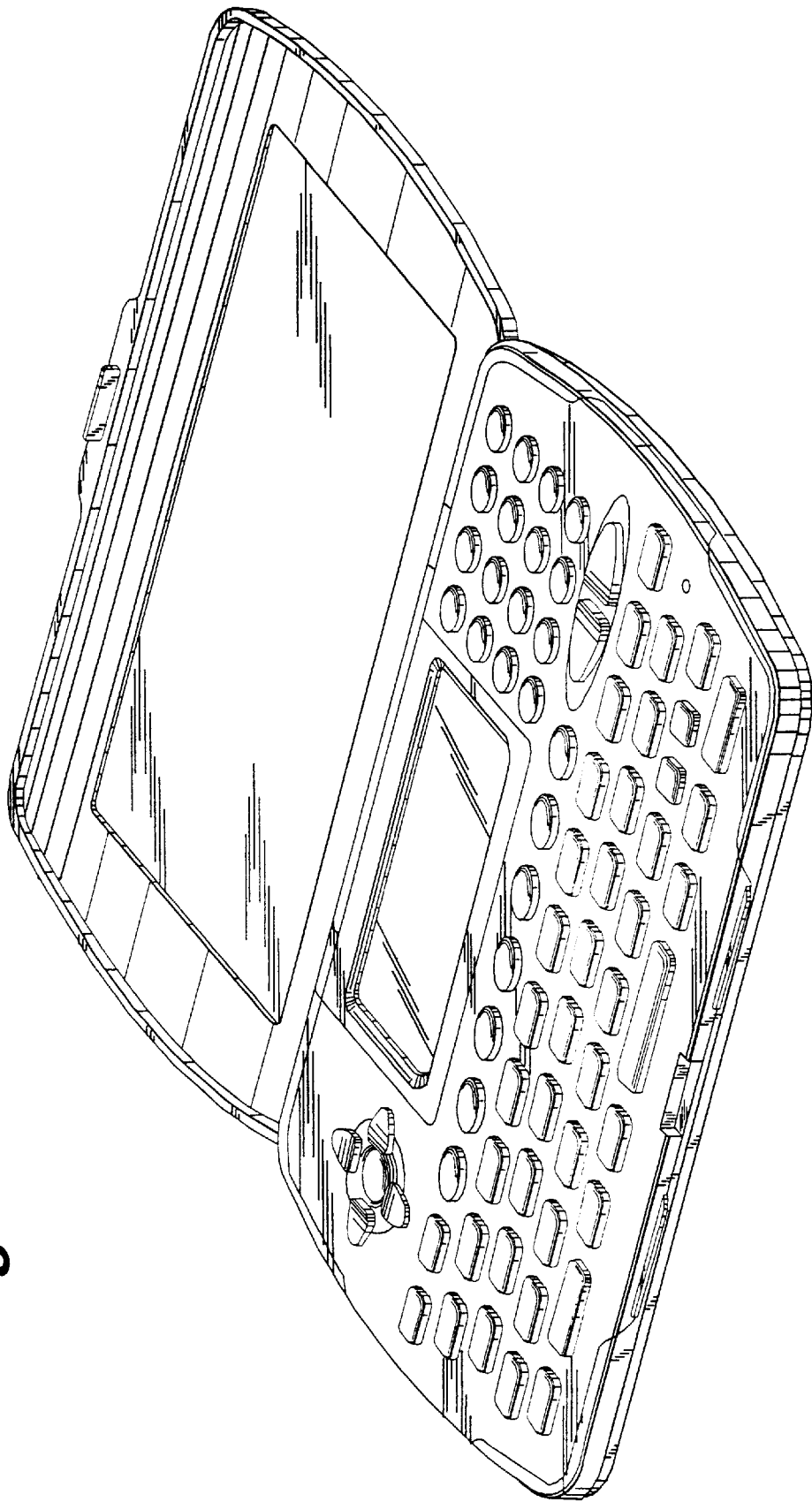
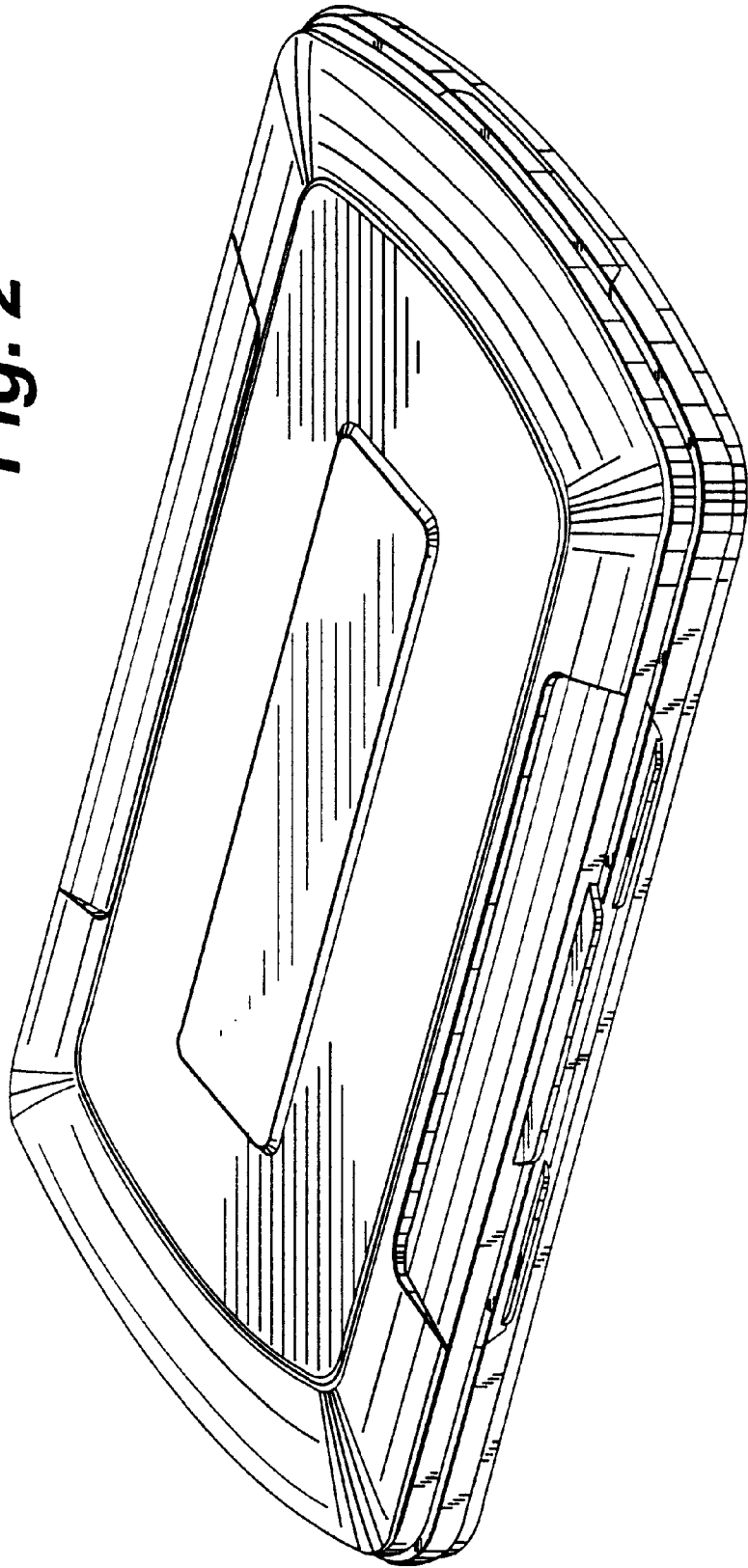


Fig. 1

Fig. 2






Fig. 3




Fig. 4

Fig. 5



Fig. 6

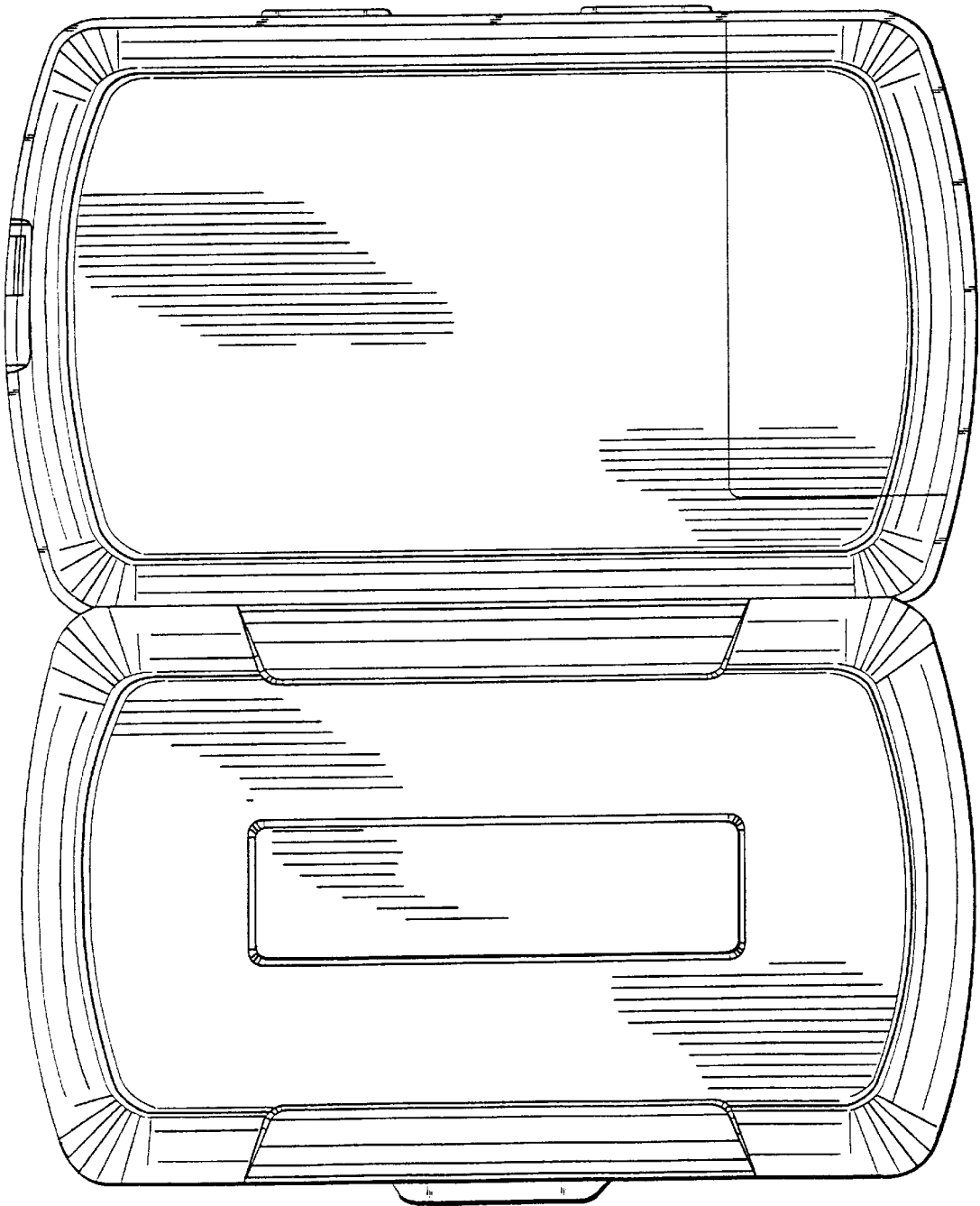


Fig. 7

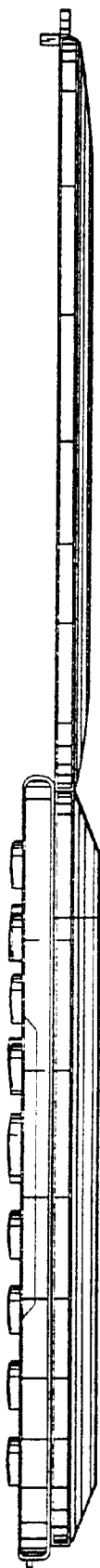


Fig. 8

