



US00D715366S

(12) **United States Design Patent**
Pamphilis

(10) **Patent No.:** **US D715,366 S**

(45) **Date of Patent:** **** Oct. 14, 2014**

(54) **BINGO STATION**

(71) Applicant: **John Harry Pamphilis**, South
Pasadena, CA (US)

(72) Inventor: **John Harry Pamphilis**, South
Pasadena, CA (US)

(**) Term: **14 Years**

(21) Appl. No.: **29/447,122**

(22) Filed: **Feb. 28, 2013**

(51) **LOC (10) Cl.** **21-01**

(52) **U.S. Cl.**
USPC **D21/392**

(58) **Field of Classification Search**
USPC D21/307-308, 334-368, 376-397;
273/236-287, 288-291; D19/88;
248/459, 460; D6/312
See application file for complete search history.

(56) **References Cited**

U.S. PATENT DOCUMENTS

5,120,069 A * 6/1992 Shaw 273/309
D333,160 S * 2/1993 Collins D19/88

5,286,025 A * 2/1994 Mulyca et al. 273/148 R
D433,463 S * 11/2000 Dalbo D21/394
6,213,439 B1 * 4/2001 Giulie et al. 248/459
D534,730 S * 1/2007 Hardy D6/312
2002/0162935 A1 * 11/2002 Hardy 248/460

* cited by examiner

Primary Examiner — George D Kirschbaum

(74) *Attorney, Agent, or Firm* — Grant's Law firm; Allan Grant

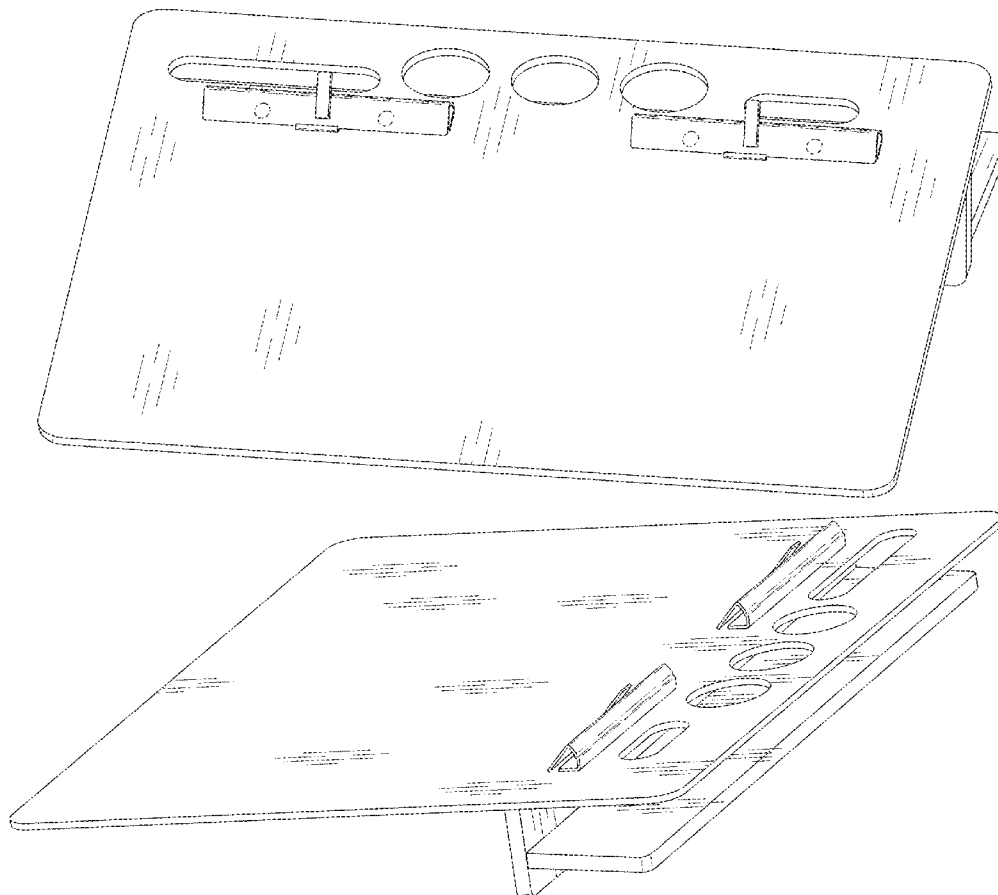
(57) **CLAIM**

I claim the ornamental design for a bingo station, as shown and as described.

DESCRIPTION

FIG. 1 is a perspective overhead view of the bingo station.
FIG. 2 is a perspective side view of the bingo station.
FIG. 3 is the front view of the bingo station.
FIG. 4 is a back view of the bingo station.
FIG. 5 is a side view of the bingo station.
FIG. 6 is the other side view of the bingo station.
FIG. 7 is a top view of the bingo station; and,
FIG. 8 is bottom view of the bingo station.

1 Claim, 6 Drawing Sheets






Fig. 1

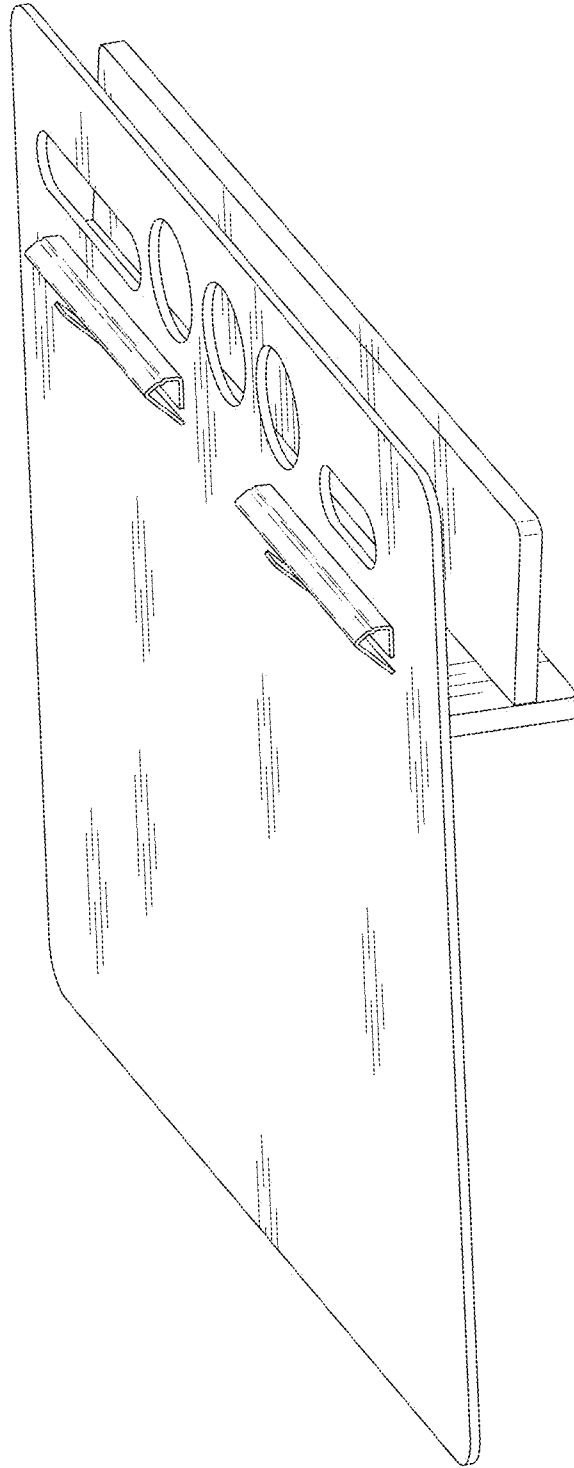


Fig. 2

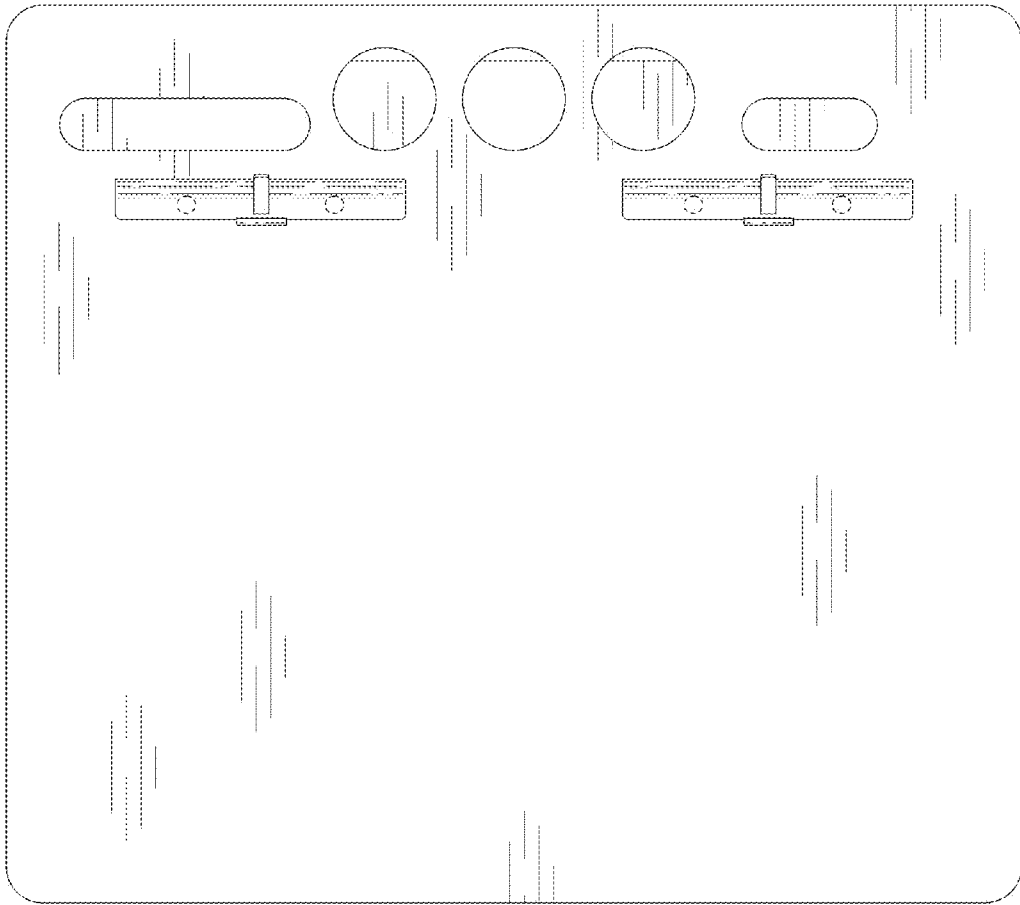


Fig. 3

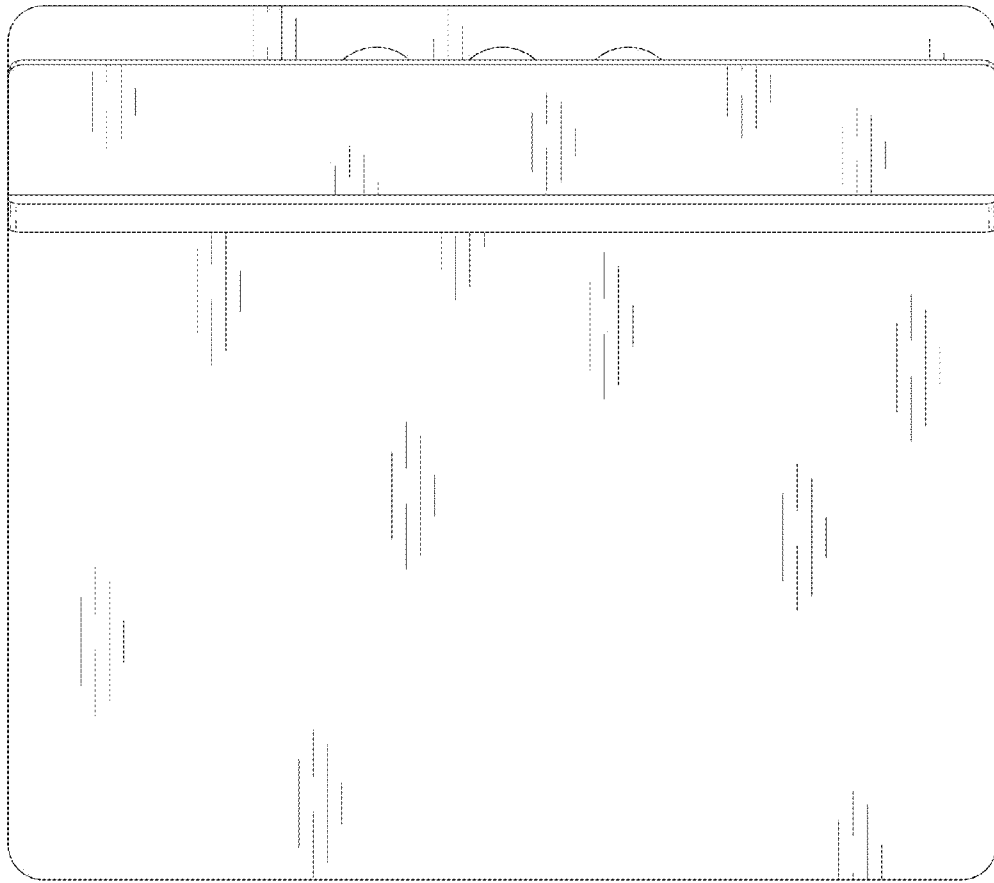


Fig. 4

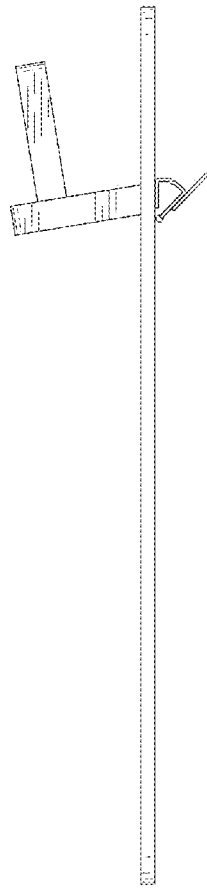


Fig. 5

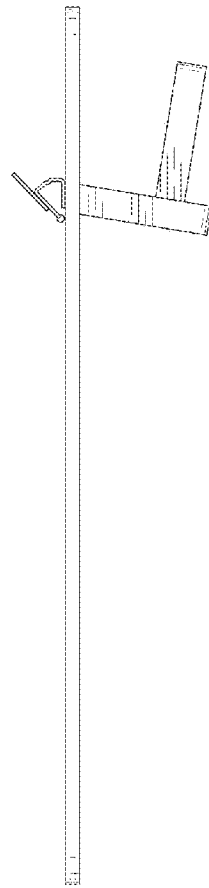


Fig. 6

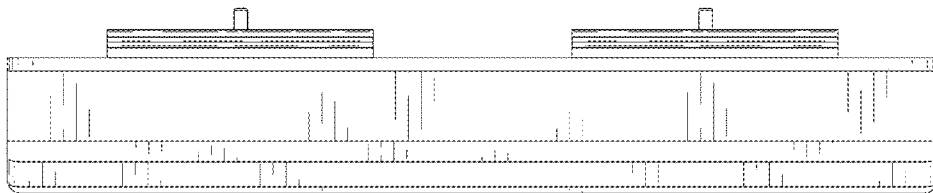


Fig. 7

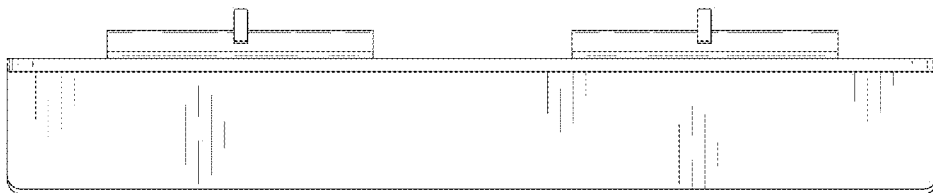


Fig. 8