



US00D683084S

(12) **United States Design Patent**
Lander

(10) **Patent No.:** **US D683,084 S**

(45) **Date of Patent:** **** May 21, 2013**

(54) **HOOF BOOT**

(76) Inventor: **Kirt Lander**, Hualapai, AZ (US)

(**) Term: **14 Years**

(21) Appl. No.: **29/386,555**

(22) Filed: **Mar. 2, 2011**

(51) **LOC (9) Cl.** **30-01**

(52) **U.S. Cl.**
USPC **D30/148**

(58) **Field of Classification Search** D30/145-150;
119/814, 850, 856; 54/65, 82; 36/110-115,
36/117.1-117.5, 140; 168/1-4, 14-18, 22;
602/6, 8, 23, 27-29, 65-66
See application file for complete search history.

(56) **References Cited**

U.S. PATENT DOCUMENTS

609,551	A	*	8/1898	Lang	168/1
619,361	A	*	2/1899	Stephens	168/28
4,470,466	A	*	9/1984	Nakanishi	168/18
4,564,071	A	*	1/1986	Lee	168/20

D285,499	S	*	9/1986	Nakanishi	D30/149
D565,255	S	*	3/2008	Lander	D30/146
D580,111	S	*	11/2008	Lander	D30/146

* cited by examiner

Primary Examiner — Prabhakar Deshmukh

(74) *Attorney, Agent, or Firm* — Venable, Campillo, Logan & Meaney, P.C.

(57) **CLAIM**

The ornamental design for a hoof boot, as shown and described.

DESCRIPTION

FIG. 1 is a front perspective view of a hoof boot showing my new design;

FIG. 2 is a front elevational view thereof;

FIG. 3 is a rear elevational view thereof;

FIG. 4 is a right side elevational view thereof;

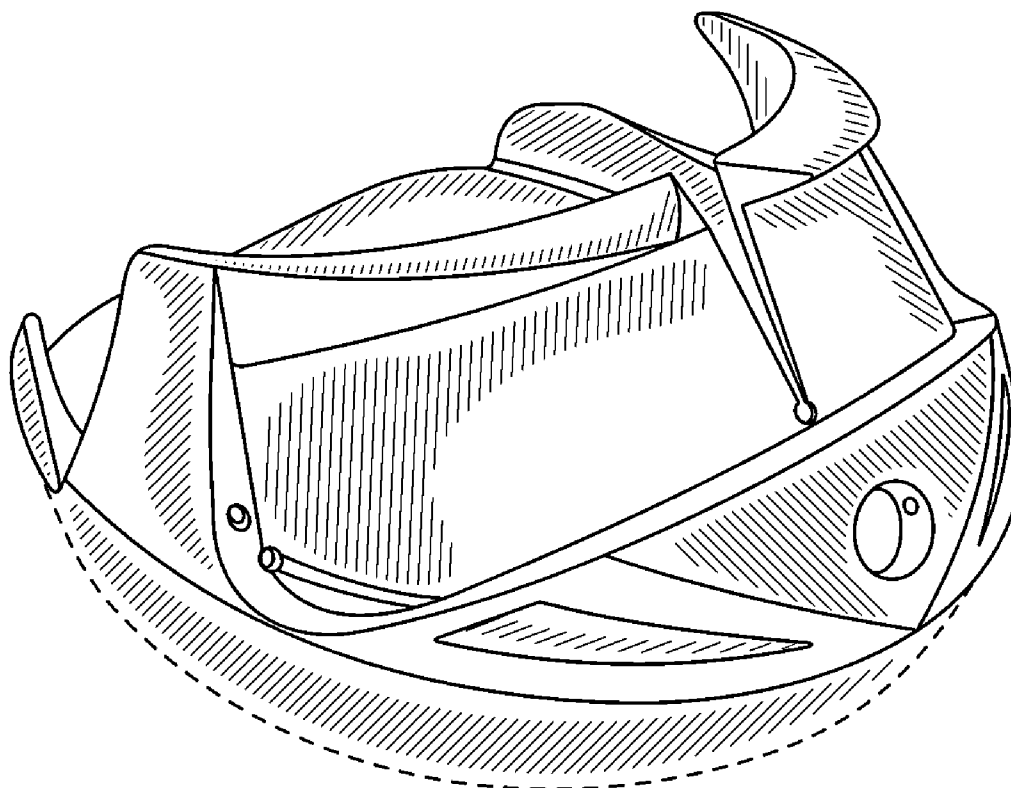
FIG. 5 is a left side elevational view thereof;

FIG. 6 is a top plan view thereof; and,

FIG. 7 is a bottom plan view thereof.

The broken lines indicate disclaimed portions and form no part of the claimed design.

1 Claim, 4 Drawing Sheets



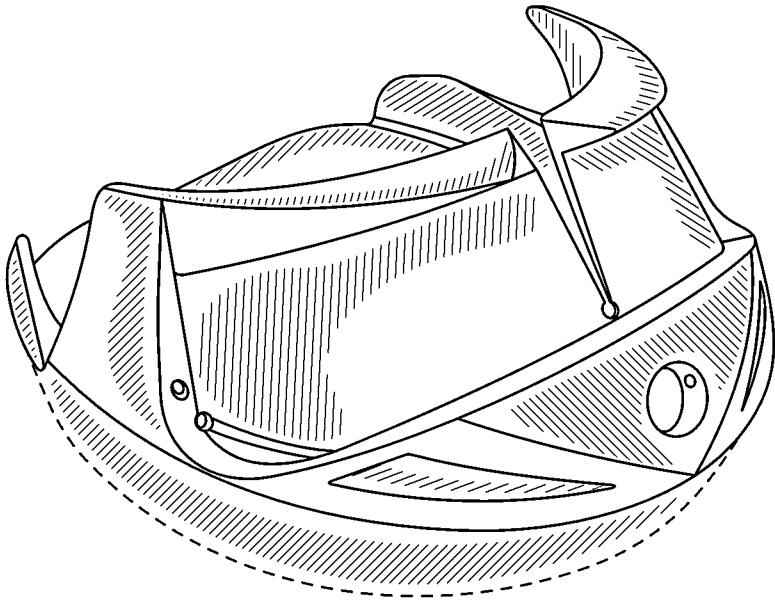


FIG. 1

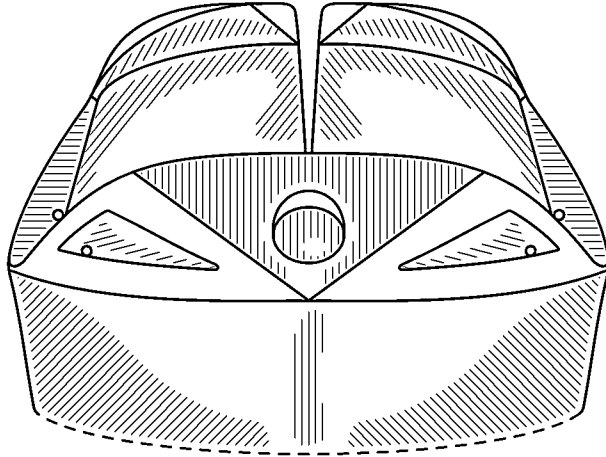


FIG. 2

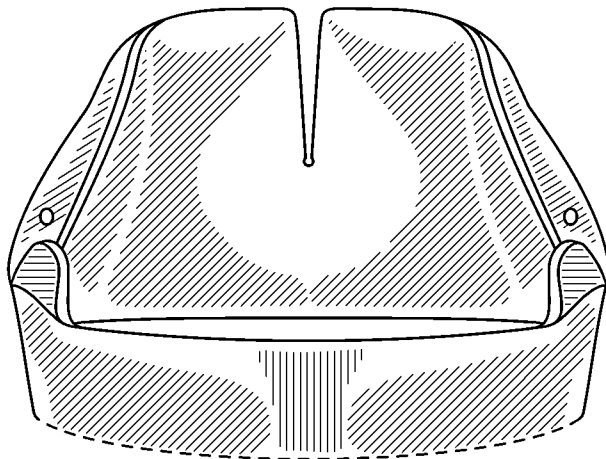


FIG. 3

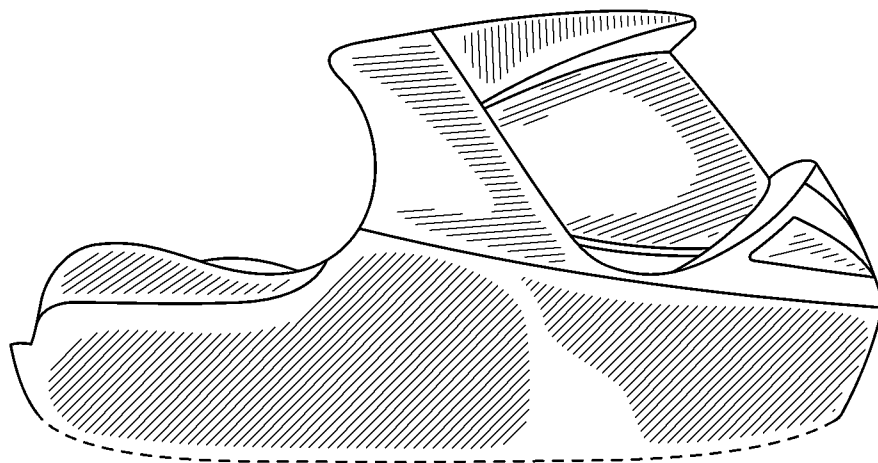


FIG. 4

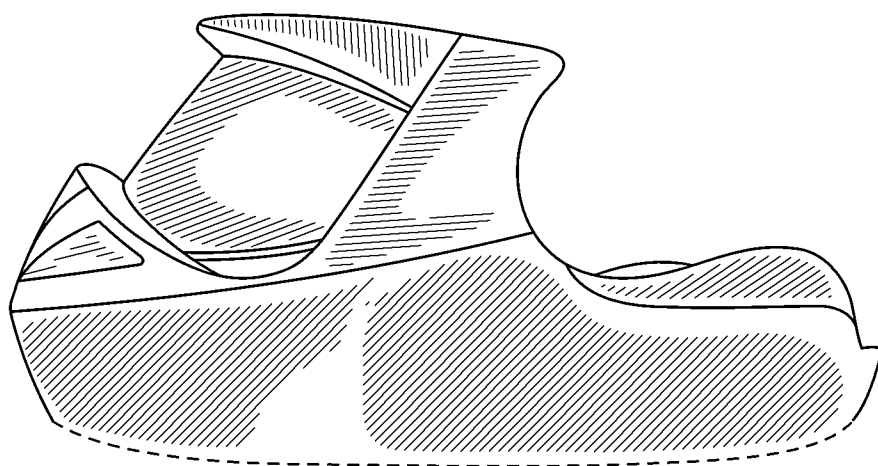


FIG. 5

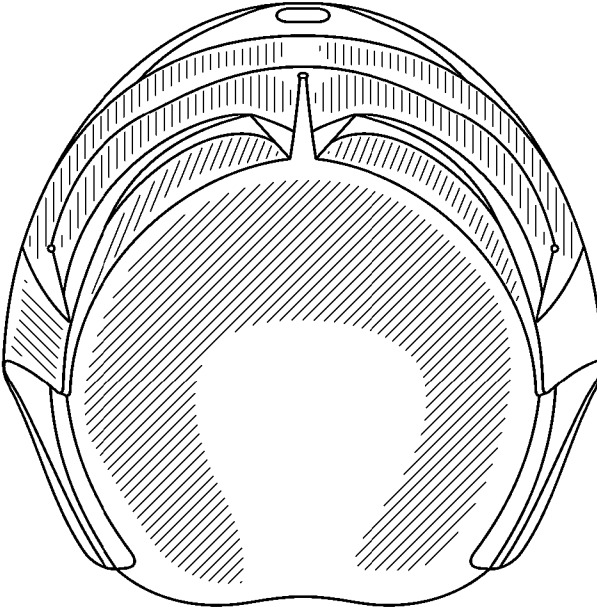


FIG. 6

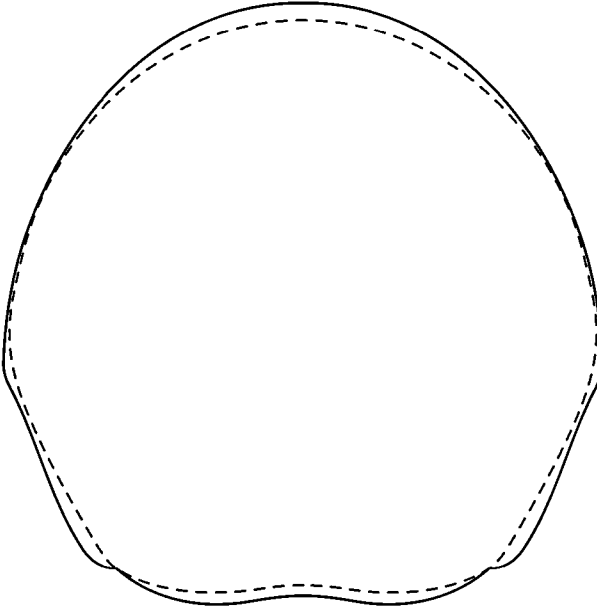


FIG. 7