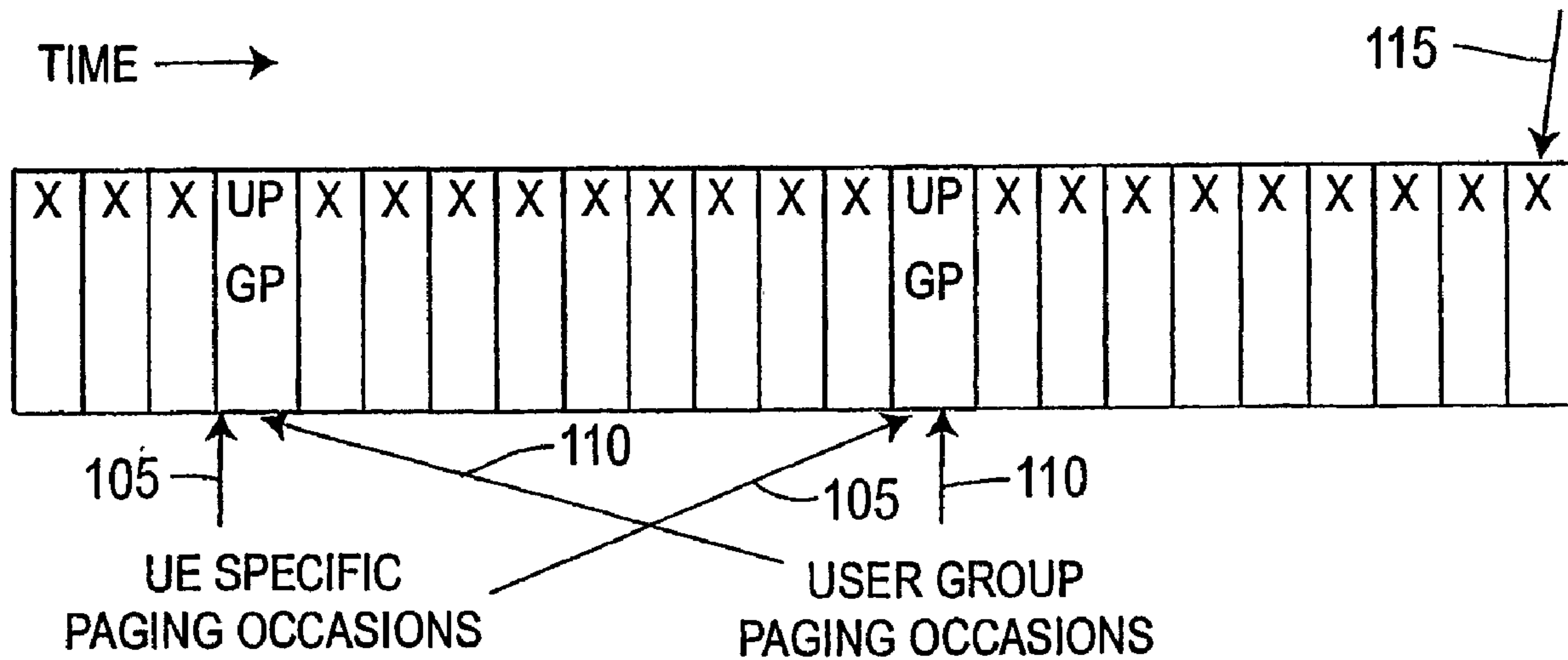




(22) Date de dépôt/Filing Date: 2003/07/30
 (41) Mise à la disp. pub./Open to Public Insp.: 2004/02/12
 (45) Date de délivrance/Issue Date: 2013/07/02
 (62) Demande originale/Original Application: 2 494 354
 (30) Priorité/Priority: 2002/08/01 (US60/400,591)

(51) Cl.Int./Int.Cl. *H04W 68/00* (2009.01),
H04W 4/06 (2009.01), *H04W 88/12* (2009.01)
 (72) Inventeur/Inventor:
TERRY, STEPHEN E., US
 (73) Propriétaire/Owner:
INTERDIGITAL TECHNOLOGY CORPORATION, US
 (74) Agent: RIDOUT & MAYBEE LLP

(54) Titre : METHODE DE COMMUNICATION SANS FIL ET CONTROLEUR DE CHAINE DE RADIO PERMETTANT DE COORDONNER DES TELEAPPELS SUR UNE VOIE D'APPEL COMMUNE
 (54) Title: WIRELESS COMMUNICATION METHOD AND RADIO NETWORK CONTROLLER FOR COORDINATING PAGING OCCASIONS ON A COMMON PAGING CHANNEL



(57) Abrégé/Abstract:

A method of paging a plurality of users by synchronizing user equipment (UE) specific paging and Point-to-Multipoint (PtM) user group paging to reduce power consumption when the UE is in a discontinuous reception state. The UE identities are defined such that paging occasions and common paging channels are synchronized for multiple users within a PtM user group.



ABSTRACT

A method of paging a plurality of users by synchronizing user equipment (UE) specific paging and Point-to-Multipoint (PtM) user group paging to reduce power consumption when the UE is in a discontinuous reception state. The UE identities are defined such that paging occasions and common paging channels are synchronized for multiple users within a PtM user group.

TITLE OF THE INVENTION**WIRELESS COMMUNICATION METHOD AND RADIO
NETWORK CONTROLLER FOR COORDINATING PAGING
OCCASIONS ON A COMMON PAGING CHANNEL**

[0001] This application is a divisional of Canadian patent application Serial No. 2,494,354 filed internationally on July 30, 2003 and entered nationally on February 1, 2005.

FIELD OF INVENTION

[0002] This present invention generally relates to the field of wireless communications. More particularly, the present invention relates to providing paging services and mechanisms in cellular networks.

BACKGROUND OF THE INVENTION

[0003] In conventional 3rd Generation (3G) Cellular Networks, Point-to-Point (PtP) and Point-to-Multipoint (PtM) paging mechanisms need to provide efficient use of radio paging resources while maintaining low User Equipment (UE) power consumption. Paging is used to establish connections and initiate transmissions. For PtP services, a paging signal that is transmitted to a UE is associated a unique identity assigned to the UE. It is expected for UEs to be in an inactive paging state for considerable time periods while awaiting paging indications. Thus, it is necessary to minimize power consumption while the UEs are in such a paging state. To accomplish this, paging occasions are predetermined in the UE and network. This allows the UE to minimize transmit and receive processing between paging occasions, which results in reduced power consumption and correspondingly increased battery life.

[0004] For PtP services, a physical paging channel and paging occasion is determined from identities unique to each UE. A motivation for using UE identities is to provide a substantially equal distribution of paging transmissions across all paging resources.

[0005] System Information Block type 5 (SIB 5) defines common channels to be employed in an "idle" mode, and SIB 6 defines common channels for a "connected" mode. In a cell, one or more Paging Transport Channels (PCHs) may be established. Each Secondary Common Control Physical Channel (SCCPCH) indicated to the UE in system information may carry up to one PCH. Thus, for each defined PCH there is one uniquely associated Page

Indicator Channel (PICH) also indicated. When more than a single PCH and associated PICH are defined in SIB 5 or SIB 6, the UE selects an SCCPCH from the ones listed in SIB 5 or SIB 6 based on an International Mobile Subscriber Identity (IMSI) as follows:

$$\text{Index of selected SCCPCH} = \text{IMSI mod } K; \quad \text{Equation (1)}$$

where K is equal to the number of listed SCCPCHs which carry a PCH (i.e., SCCPCHs carrying a Forward Access Channel (FACH) only shall not be counted). These SCCPCHs are indexed in the order of their occurrence in SIB 5 or SIB 6 from 0 to $K-1$.

[0006] Thus, the UE selects a physical paging channel from a list of paging channels according to a Selected Paging Channel Number as follows:

$$\text{Selected Paging Channel Number} = \text{UE identity mod } K; \quad \text{Equation (2)}$$

where K is the number of physical paging channels that exist within the cell. Equation (2) randomly distributes UEs between the paging channels.

[0007] The UE may use Discontinuous Reception (DRX) in idle mode or connected mode in order to reduce power consumption. When DRX is used, the UE needs only to monitor one Page Indicator (PI) in one Paging Occasion per DRX cycle. The UE may be attached to different Core Network (CN) domains with different CN domain specific DRX cycle lengths. The UE stores each CN domain specific DRX cycle length for each CN domain the UE is attached to and use the shortest of those DRX cycle lengths. The DRX cycle lengths to use for Universal Terrestrial Radio Access Network (UTRAN) connected mode is the shortest of the following:

(1) the UTRAN DRX cycle length; or

(2) any of the stored CN domain specific DRX cycle lengths for the CN domains the UE is only attached to with no signalling connection established.

The UE uses the IMSI, the number of available SCCPCH which carry a PCH (K), the Cell System Frame Number (SFN), N_p , frame offset, Paging Block Periodicity (PBP) and the DRX cycle length to determine the paging occasions.

[0008] For Frequency Division Duplex (FDD), N_p is the number of page indicators within a frame, and the frame offset is equivalent to zero. In FDD, the UE monitors its paging indicator in the PICH frame with SFN given by the Paging Occasion.

[0009] For Time Division Duplex (TDD), N_p is the number of page indicators within a paging block and PICH frame offset values are given in system information.

In TDD, the UE monitors its paging indicator in the paging block given by the paging

occasion. The paging occasion gives the SFN of the first frame of the paging block.

[0010] The value of the Paging Occasion is determined as follows:

$$\text{Paging Occasion} = \{(\text{IMSI div } K) \bmod (\text{DRX cycle length div PBP})\} * \text{PBP} + n * \text{DRX cycle length} + \text{Frame Offset};$$

Equation (3)

where $n = 0, 1, 2, \dots$ as long as SFN is below its maximum value. The actual Page Indicator within a Paging Occasion that the UE shall read is similarly determined based on IMSI.

[0011] The Page Indicator to use is calculated by using the following formula:

$$\text{PI} = \text{DRX Index} \bmod N_p; \quad \text{Equation (4)}$$

where $\text{DRX Index} = \text{IMSI div } 8192$.

[0012] In TDD mode, the Paging Message Receiving Occasion is calculated using the following formula:

$$\text{Paging Message Receiving Occasion} = \text{Paging Occasion} + N_{\text{PICH}} + N_{\text{GAP}} + \{(\text{DRX Index} \bmod N_p) \bmod N_{\text{PCH}}\} * 2;$$

Equation (5)

where the value N_{PICH} is the number of frames for PICH transmission and is equal to the PICH repetition length given in system information. The value N_{GAP} is the number of frames between the last frame carrying PICH for this Paging Occasion and the first frame carrying paging messages for this Paging Occasion. The value N_{PCH} is the number of Paging Groups. N_{PCH} and N_{GAP} are given in system information.

[0013] Thus, the UE determines the paging occasion, identified by a unique radio frame number, on the selected PICH according to:

$$\text{Paging Occasion Frame Number} = \{\text{UE identity div } K\} \bmod \{\text{DRX Cycle Length}\} + n * \{\text{DRX Cycle Length}\};$$

Equation (6)

where DRX is Discontinuous Reception.

[0014] Equation (6) identifies the frame number within each DRX cycle and then for each following cycle.

[0015] In TDD systems, paging block periodicity and frame offset are also taken into account. A motivation for using UE identities is to provide an approximately even distribution of paging transmissions across all paging resources.

[0016] Figure 1 illustrates a problem with group paging where the UE will likely have

to receive separate paging occasions and physical paging channels for reception of user group and UE specific paging. In Figure 1, "UP" 105 represents a UE specific paging occasion; "GP" 110 represents a User Group paging occasion; and "X" 115 represents UE in DRX. A more efficient method for performing group paging is desired.

SUMMARY

[0017] The present disclosure defines a UE paging mechanism that synchronizes user specific and user group paging opportunities for support of broadcast and multicast services. The paging mechanism coordinates paging occasions for user specific and user group on a common paging channel. The present invention applies group paging for PtM service to similar paging channel and occasion determination logic such that the UE identity in the above Equations (2) and (6) is replaced by a common user group identity. This allows for one paging channel and set of paging occasions to be associated with a particular PtM user group. The benefit of PtM user group paging is physical resources used for paging within each cell are only required once per user group, rather than once per user in the group.

[0017A] According to a first broad aspect of the present disclosure, there is disclosed in a wireless communication system including a plurality of wireless transmit/receive units (WTRUs), a method of paging a plurality of WTRU users belonging to a paging group, the method comprising: activating a point-to-multipoint (PtM) service for the WTRUs within a PtM service user group; assigning a new temporary user specific identity to each of the WTRUs in response to activating the PtM service to synchronize WTRU specific paging occasions with WTRU user group paging occasions such that each WTRU specific paging occasion occurs at the same time as a corresponding WTRU user group paging occasion; determining whether a paging occasion is associated with a PtM service or a point-to-point (PtP) service; and if the paging occasion is determined to be associated with a PtM service and a predetermined maximum number of users associated with the paging occasion is exceeded, generating a plurality of subgroup paging identities, wherein each subgroup paging identity is associated with a particular paging subgroup within the PtM service user group, a particular paging channel and a particular paging occasion.

[0017B] According to second broad aspect of the present disclosure, there is disclosed a wireless communication system for paging a plurality of wireless

transmit/receive unit (WTRU) users belonging to a paging group, the system comprising: means for activating a point-to-multipoint (PtM) service for the WTRUs within a PtM service user group; means for assigning a new temporary user specific identity to each of the WTRUs in response to activating the PtM service to synchronize WTRU specific paging occasions with WTRU user group paging occasions such that each WTRU specific paging occasion occurs at the same time as a corresponding WTRU user group paging occasion; means for determining whether a paging occasion is associated with a PtM service or a point-to-point (PtP) service; and means for generating a plurality of subgroup paging identities if the paging occasion is determined to be associated with a PtM service and a predetermined maximum number of users associated with the paging occasion is exceeded, wherein each subgroup paging identity is associated with a particular paging subgroup within the PtM service user group, a particular paging channel and a particular paging occasion.

[0017C] According to another aspect of the disclosure there is provided a method of paging comprising establishing a plurality of point-to-multipoint (PtM) paging occasions that are each associated with a number of wireless transmit/receive units (WTRUs) that does not exceed a selected threshold, wherein the paging occasions are not saturated; activating a PtM service for a PtM service user group of WTRUs having a number of WTRUs that exceeds the threshold; and defining paging subgroups of the WTRUs within the PtM service user group based on the established PtM paging occasions by generating a plurality of subgroup paging identities, wherein each subgroup paging identity is associated with a particular paging subgroup, a particular paging channel and one of the established PtM paging occasions.

[0017D] According to another aspect of the disclosure there is provided a radio network controller (RNC) for paging a plurality of wireless transmit/receive units (WTRUs) belonging to a paging group. The RNC is configured to: establish a plurality of point-to-multipoint (PtM) paging occasions that are each associated with a number of WTRUs that does not exceed a selected threshold, wherein the paging occasions are not saturated; activate a PtM service for a PtM service user group of WTRUs having a number of WTRUs that exceeds the threshold; and define paging subgroups of the WTRUs within the PtM service user group based on the established PtM paging occasions to generate a plurality of subgroup paging identities,

wherein each subgroup paging identity is associated with a particular paging subgroup, a particular paging channel and one of the established PtM paging occasions.

BRIEF DESCRIPTION OF THE DRAWINGS

[0018] A more detailed understanding of the invention may be had from the following description of preferred embodiments, given by way of example and to be understood in conjunction with the accompanying drawing wherein:

[0019] Figure 1 is a block diagram illustrating conventional independent user specific and user group paging occasions on separate physical paging channels;

[0020] Figure 2 is a block diagram illustrating coordinated user specific and user group paging occasions on a common paging channel in accordance with the present invention;

[0021] Figure 3 is a flow chart including method steps of paging a plurality of users using a temporary identity to synchronize paging services in accordance with one embodiment of the present invention;

[0022] Figure 4 is a flow chart including method steps of paging subsets of a plurality of users in accordance with another embodiment of the present invention; and

[0023] Figure 5 is a Radio Network Controller (RNC) for coordinating user specific and user group paging occasions.

DETAILED DESCRIPTION OF THE PREFERRED EMBODIMENT(S)

[0024] The present invention defines a UE paging mechanism in a wireless system that synchronizes user specific and user group paging opportunities by forcing a PCH and paging occasion to be at the same instance so that the users can conserve battery and so that the paging channel is used more efficiently. On the PCH are paging occasions where, for a certain paging period, the paging mechanism only has to wake up once within that period to look for a paging message. This results in a reduction of UE power consumption because the paging mechanism does not have to continuously monitor the PCH separately for the PtP and PtM paging occasions.

[0025] Hereafter, a UE is a wireless transmit/receive unit (WTRU) that includes but is not limited to a mobile station, fixed or mobile subscriber unit, pager, or any other type of device capable of operating in a wireless environment.

[0026] In accordance with the present invention, the specific channels and the paging occasions on the channels are always known by the UE and by the network. As shown in Figure 2, there is disclosed a mechanism that coordinates paging occasions for specific users and user groups on a common paging channel. In this Figure, the terminology UP refers to a UE specific paging occasion; GP refers to a User Group paging occasion and X refers to the UE in DRX mode.

[0027] Referring to Figure 3, a procedure 300 in accordance with the present invention is shown. A common identity management function, or coordination between user group and user specific identity management functions, provides identities that correlate to common paging channels and paging occasions. In accordance with the procedure 300, new temporary user specific identities are assigned upon activation of a PtM service for all UE's within a PtM user group (step 305). The temporary user specific identities correlate to the same physical paging channel and paging occasion associated with group paging.

[0028] In step 310, the UE selects a physical paging channel from a list of paging channels. The paging channel is selected according to:

$$\text{Selected Paging Channel Number} = \text{UE temporary identity mod } K;$$

Equation (7)

where K is the number of physical paging channels that exist within the cell.

[0029] The UE then determines the paging occasion, identified by a unique radio

frame number, on the selected PICH (step 315), where:

$$\text{Paging Occasion Frame Number} = \{\text{UE temporary identity div } K\} \bmod \{\text{DRX Cycle Length}\} + n * \{\text{DRX Cycle Length}\};$$

Equation (8)

[0030] The paging channel and paging occasions may continue to be determined from the low order bits of the assigned identities. In this case, the high order bits may be used to distinguish UE specific and user group paging causes.

[0038] In accordance with the present invention, UEs have a common paging occasion for both user specific and PtM user group paging. There is no need to increase the number of paging occasions upon activation of the PtM service. Correspondingly, there is no need for an increase in power consumption upon activation of the PtM service.

[0039] Upon the occurrence of a paging occasion, the UE checks for both the UE specific paging identity and the PtM user group identity. Depending on the received identity, the type of paging is known to the UE. Alternatively, it is possible to provide a common identity and determine UE specific or PtM group paging in the associated signaled paging cause. Thus, when the UE reads on its paging occasion, it reads both the identity being paged and a paging cause, either of which may indicate the type of service (PtP or PtM).

[0040] Depending on the maximum number of users per paging occasion, it may be necessary to distribute user specific paging occasions for the user group across more than one physical paging channel and paging occasion. For large PtM user groups, several PtM identities can be provided so that individual paging occasions are not saturated. Each PtM identity is associated with a paging subgroup within the PtM user group.

[0041] A subgroup paging identity is generated for each physical paging channel and associated paging occasion required for the PtM user group. When PtM user group paging is required, each subgroup paging identity is applied to its associated paging channel and paging occasion.

[0042] As previously described, a UE identity is used for determining the paging channel and the paging occasion. The present invention provides paging for PtM services provided for a plurality of member users. Normally, these users have different paging channels and different occasions. One of the goals of the present invention is to create an even distribution of paging occasions across the PCH so that physical resources are efficiently allocated. Otherwise, if pages are not evenly distributed, there will be periods in which the

PCH is not fully utilized. An excess of pages occurring during a particular paging occasion will cause a page overflow and opportunities to page the UE for the paging occasion are lost.

[0043] The user identity is used to create an even distribution. For PtM services provided for a number of users having UEs that have to wake up and recognize a page, the present invention minimizes the amount of paging. For example, if the PtM services fifty users, it would be undesirable to page all fifty of those users independently. The present invention executes one set of page occurrences generated by the network by using a single set of paging occasions that are used for waking up the UEs of the fifty users in order to receive the service.

[0044] In the preferred embodiment of the present invention, PtM services are synchronized whereby a temporary identity is used to synchronize paging occasions of both PtP and PtM services. A temporary identity is generated for each PtM and PtP service, or a common identity may be established for both (e.g., when a paging cause or some method other than "high order bits" is used to determine PtP or PtM). Only the lower order bits of the paging identity or UE identity are used to determine what the paging occasion is. The high order bits may be used to determine whether PtP or PtM services are to be used. When a UE receives a page, a match on the UE specific paging identity occurs. Thus, not only is it necessary to find a paging occasion on whatever paging channel that is assigned to the UE, but when the paging occasion is examined, a paging identity is examined that indicates whether the service is PtP or PtM by the value that is signaled at the paging identity. Alternatively, there is also a paging cause that is received along with the paging identity. The paging cause signals the user whereby a common identity is identified and the associated paging cause is examined to determine whether the service is PtP or PtM.

[0045] For a very large number of users in a PtP group (e.g., 1000 users), when the particular paging occasion is forced to align with the PtM paging occasion, too many PtP paging occasions or users may exist at the same paging occasion, resulting in the saturation of that paging occasion. Furthermore, the distribution of users across all available paging occasions is lost. Thus, it is undesirable to have all of the paging occasions for a large number of users to be focused on one paging occasion.

[0046] Referring to Figure 4, the UE selects a physical paging channel from a list of paging channels (step 405) in accordance with the procedure 400. The paging occasions are set by keeping track of the paging channels and paging occasion assignment logic. More than

one PtM paging occasion is created for very large groups. Groups of the users that are associated with this PtM group are associated with respective ones of the PtM paging occasions. For example, if there are presently 1000 users but only a maximum of 100 of the users are permitted to be associated with any one paging occasion, 10 paging occasions having 100 users associated with each are established, so that the UEs associated with those 100 users will wake up at the time they normally would at that paging occasion and look for either the PtP or the PtM identifiers to determine what service is being initiated (step 410). It is necessary to limit the number of UEs per paging occasion because for PtP services, paging channels and paging occasions would not be evenly distributed. Of the 1000 users that are listening, groups of 100 will focus on certain paging occasions, so that when the PtM service is established, ten pages are generated, one for each group of 100 users (step 415).

[0047] Referring to Figure 5, a Radio Network Controller (RNC) 500 determines how the paging occasions are set by keeping track of the paging channels and paging occasion assignment logic. The RNC 500 includes a common identity management function device 505, a paging channel tracking device 510, a paging occasion assignment logic device 515 and a paging channels generation device 520. The common identity management function device 505 provides identities that correlate to common paging channels and paging occasions. The paging channel tracking device 510 sets the paging occasions by keeping track of the paging channels. The paging occasion assignment logic device 515 keeps track of the paging occasion assignment logic. The paging channels generation device 520 associates groups of the users of a PtM group with respective ones of the PtM paging occasions.

[0048] While this invention has been particularly shown and described with reference to preferred embodiments, it will be understood by those skilled in the art that various changes in form and details may be made therein without departing from the scope of the invention as described above.

WHAT IS CLAIMED IS:

1. A method of paging comprising:
 - establishing a plurality of point-to-multipoint, PtM, paging occasions that are each associated with a number of wireless transmit/receive units, WTRUs, that does not exceed a selected threshold, wherein the paging occasions are not saturated;
 - activating a PtM service for a PtM service user group of WTRUs having a number of WTRUs that exceeds the threshold; and
 - defining paging subgroups of the WTRUs within the PtM service user group based on the established PtM paging occasions by generating a plurality of subgroup paging identities, wherein each subgroup paging identity is associated with a particular paging subgroup, a particular paging channel and one of the established PtM paging occasions.
2. The method of claim 1 wherein a physical paging channel is selected from a list of paging channels by determining a selected paging channel number based on a temporary identity mod K , where K is the number of physical paging channels that exist within a cell.
3. The method of claim 2 wherein a unique radio frame number identifies a particular paging occasion on the selected physical paging channel, the unique radio frame number being determined as a function of a temporary identity div K and a discontinuous reception, DRX, cycle length.

4. A radio network controller, RNC, for paging a plurality of wireless transmit/receive units, WTRUs, belonging to a paging group, the RNC comprising:

means for establishing a plurality of point-to-multipoint, PtM, paging occasions that are each associated with a number of WTRUs that does not exceed a selected threshold, wherein the paging occasions are not saturated;

means for activating a PtM service for a PtM service user group of WTRUs having a number of WTRUs that exceeds the threshold; and

means for define paging subgroups of the WTRUs within the PtM service user group based on the established PtM paging occasions to generate a plurality of subgroup paging identities, wherein each subgroup paging identity is associated with a particular paging subgroup, a particular paging channel and one of the established PtM paging occasions.

5. The RNC of claim 4 including means for selecting a physical paging channel from a list of paging channels by determining a selected paging channel number based on a temporary identity mod K , where K is the number of physical paging channels that exist within a cell.

6. The RNC of claim 5 where a unique radio frame number identifies a particular paging occasion on the selected physical paging channel, wherein the RNC includes means for determining the unique radio frame number as a function of a temporary identity div K and a discontinuous reception, DRX, cycle length.

7. An apparatus for facilitating paging wireless transmit/receive units (WTRUs) comprising:

a paging control component configured to establish a plurality of PtM paging occasions that are each associated with a number of wireless transmit/receive units (WTRUs) that does not exceed a threshold selected such that the paging occasions are not saturated;

the paging control component configured to activate a point-to-multipoint (PtM) service for a PtM service user group of WTRUs that includes a number of WTRUs that exceeds the threshold; and

the paging control component configured to define paging subgroups of the WTRUs within the PtM service user group based on the established PtM paging occasions to generate a plurality of subgroup paging identities such that each subgroup paging identity is associated with a particular paging subgroup, a particular paging channel and one of the established PtM paging occasions.

8. The apparatus of claim 7 wherein the paging control component is a radio network controller (RNC).

9. The apparatus of claim 7 wherein the paging control component is configured to select a physical paging channel selected from a list of paging channels by determining a selected paging channel number based on a temporary identity mod K , where K is the number of physical paging channels that exist within a cell.

10. The apparatus of claim 9 wherein the paging control component is configured to use a unique radio frame number to identify a particular paging occasion on the selected physical paging channel, the unique radio frame number being determined as a function of a temporary identity div K and a discontinuous reception (DRX) cycle length.

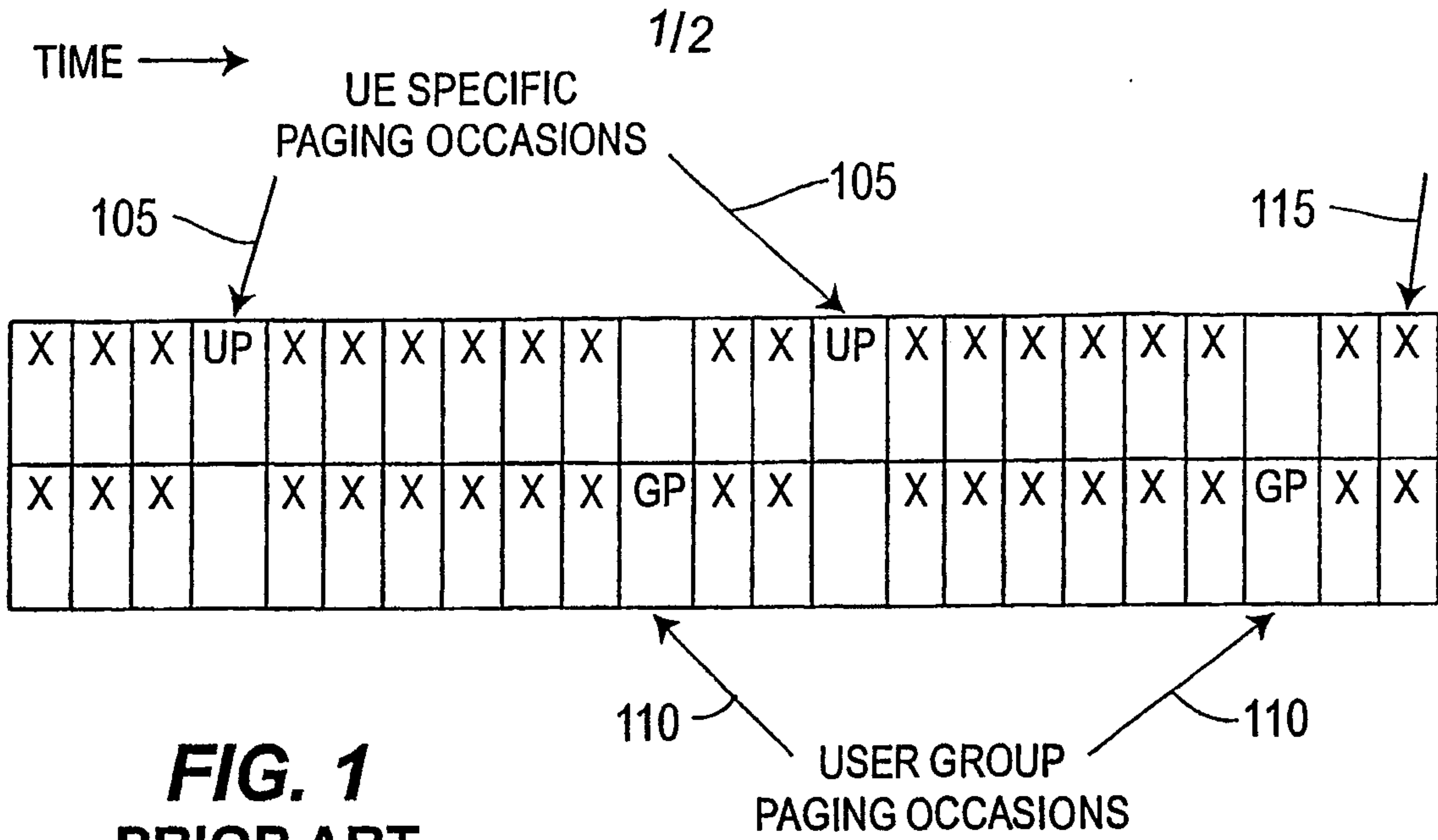


FIG. 1
PRIOR ART

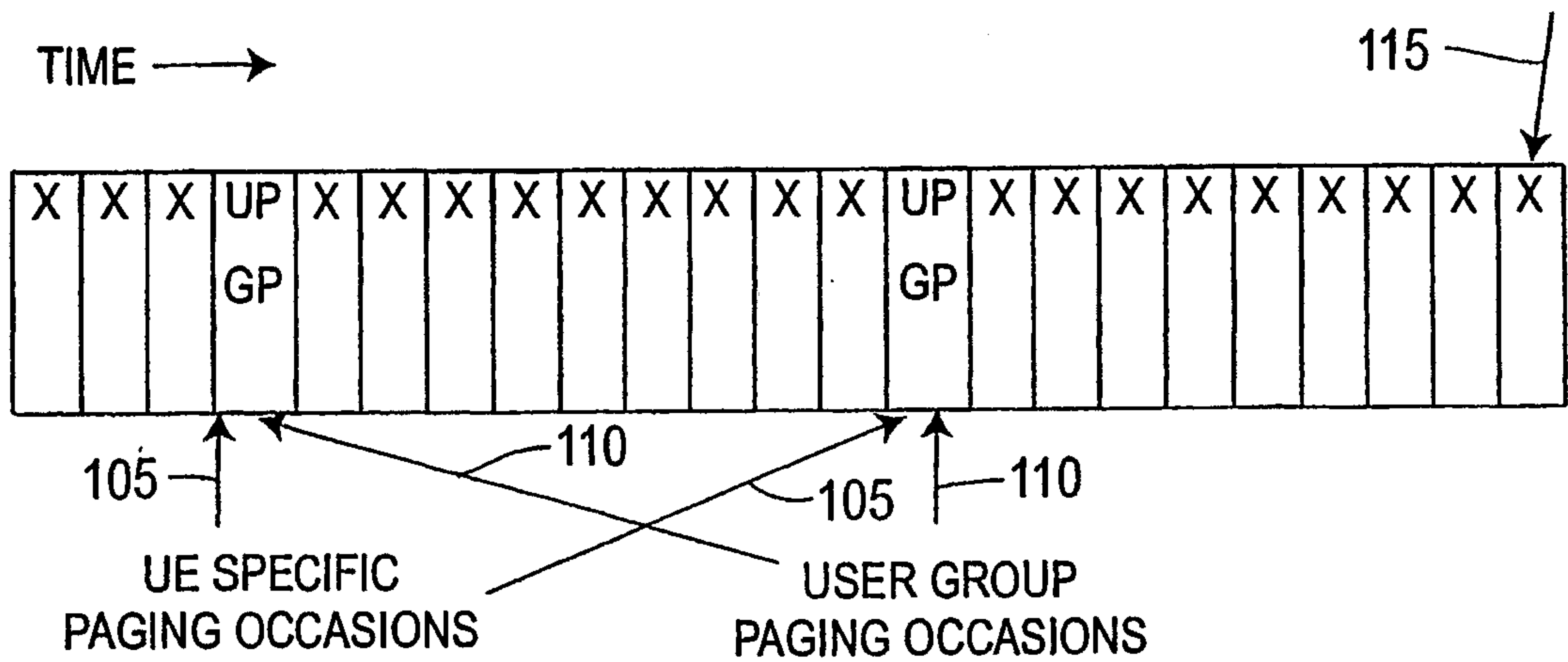


FIG. 2

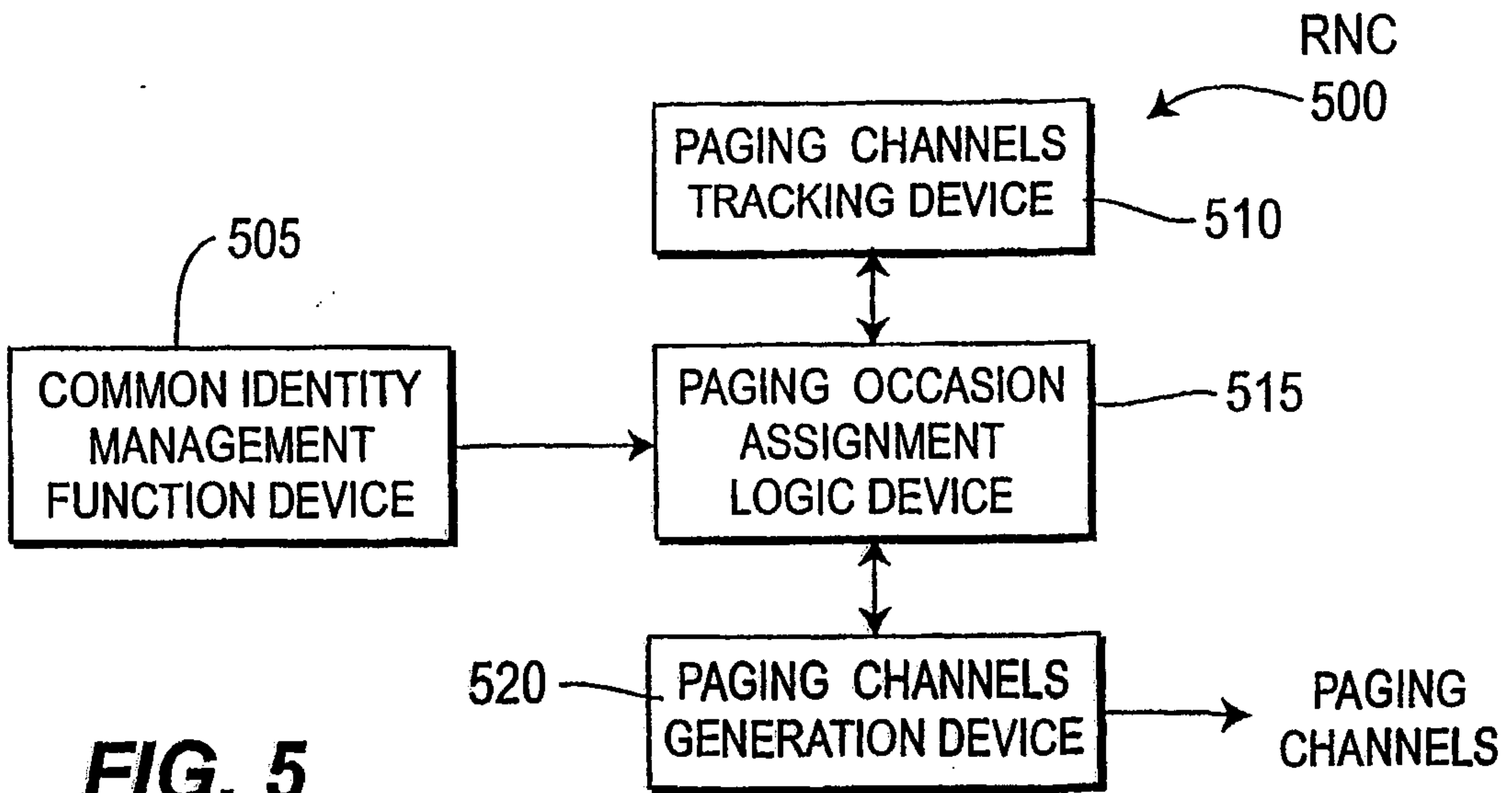
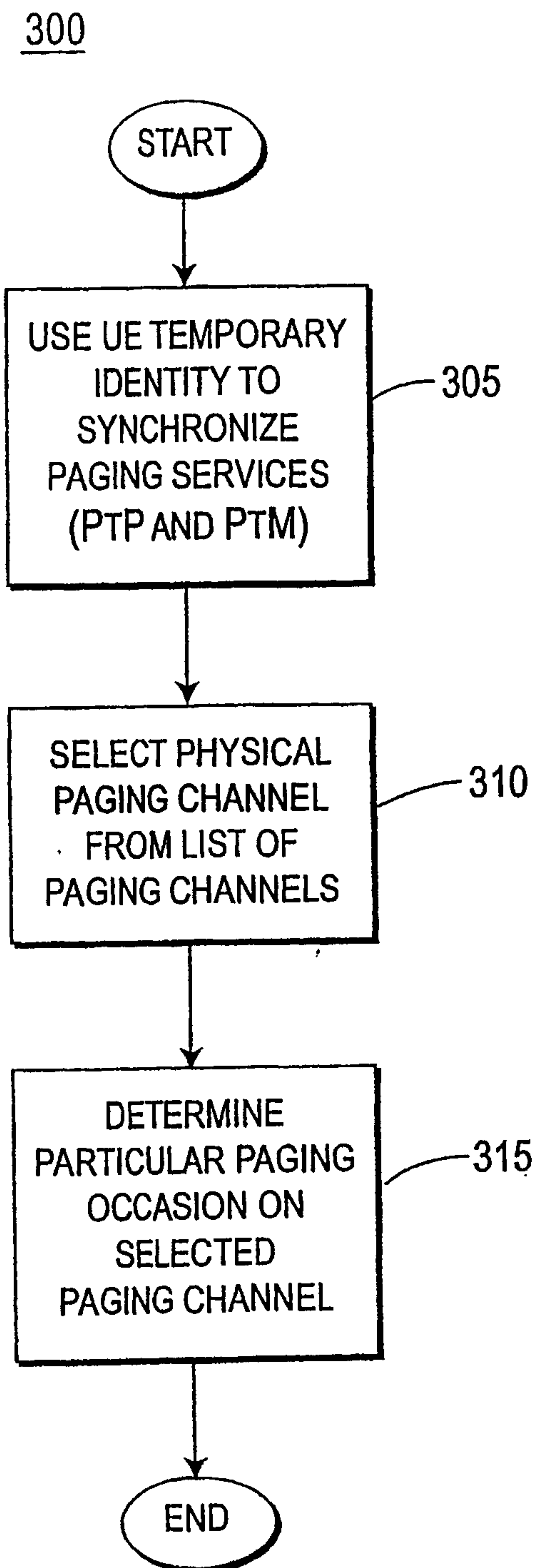
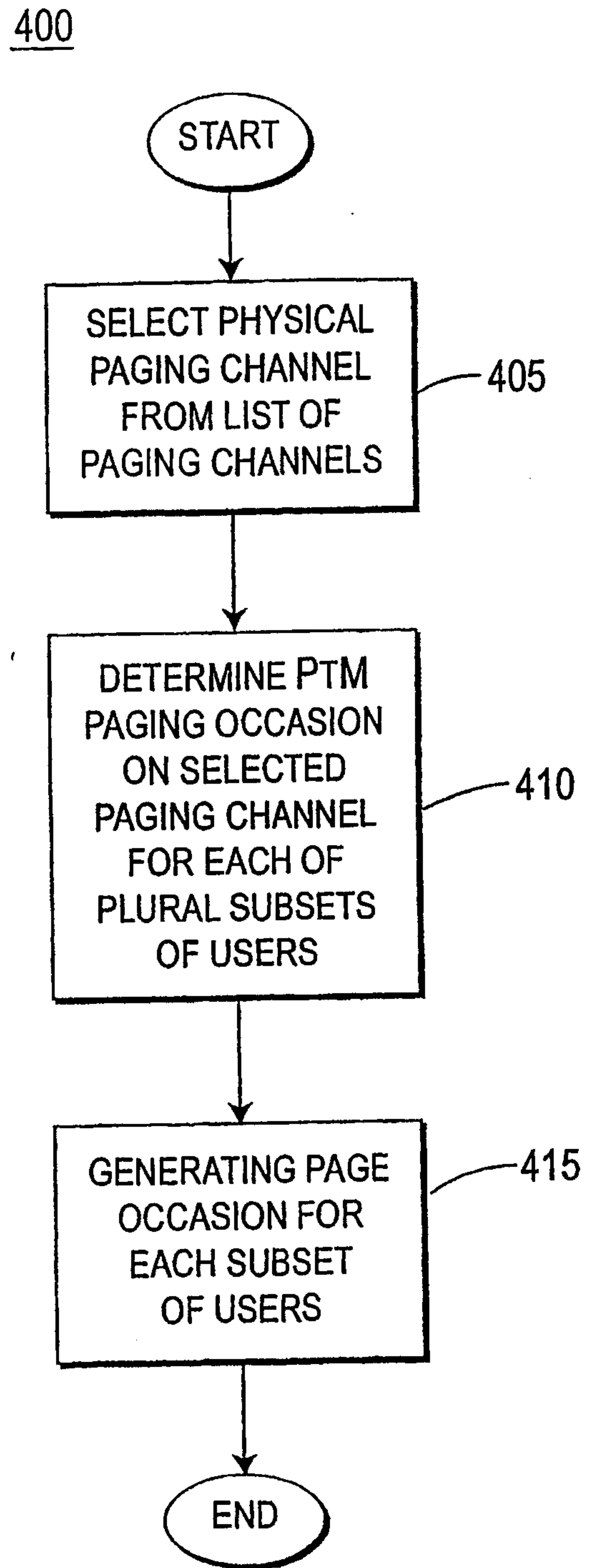


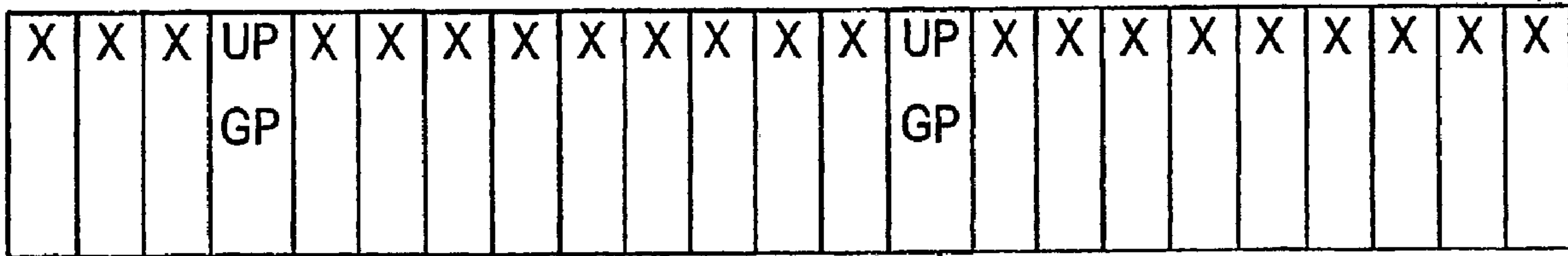
FIG. 5

2/2

**FIG. 3****FIG. 4**

TIME →

115



105

110

105

110

UE SPECIFIC
PAGING OCCASIONS

USER GROUP
PAGING OCCASIONS