

(12) NACH DEM VERTRAG ÜBER DIE INTERNATIONALE ZUSAMMENARBEIT AUF DEM GEBIET DES  
PATENTWESENS (PCT) VERÖFFENTLICHTE INTERNATIONALE ANMELDUNG

(19) Weltorganisation für geistiges Eigentum  
Internationales Büro



(43) Internationales Veröffentlichungsdatum  
27. Oktober 2005 (27.10.2005)

PCT

(10) Internationale Veröffentlichungsnummer  
WO 2005/100352 A1

(51) Internationale Patentklassifikation<sup>7</sup>: C07D 471/04,  
235/26, 249/12, 495/04, 401/14, 487/08, 471/08, 451/04,  
519/00, A61K 31/437, 31/4184, 31/4196, 31/519, 31/551,  
A61P 25/06

(21) Internationales Aktenzeichen: PCT/EP2005/003759

(22) Internationales Anmeldedatum:  
9. April 2005 (09.04.2005)

(25) Einreichungssprache: Deutsch

(26) Veröffentlichungssprache: Deutsch

(30) Angaben zur Priorität:  
10 2004 018 796.7 15. April 2004 (15.04.2004) DE

(71) Anmelder (nur für AE, AG, AL, AM, AT, AU, AZ, BA, BB, BE, BF, BG, BJ, BR, BW, BY, BZ, CA, CF, CG, CH, CI, CM, CN, CO, CR, CU, CY, CZ, DK, DM, DZ, EC, EE, EG, ES, FI, FR, GA, GB, GD, GE, GH, GM, GN, GQ, GR, GW, HR, HU, ID, IE, IL, IN, IS, IT, JP, KE, KG, KP, KR, KZ, LC, LK, LR, LS, LT, LU, LV, MA, MC, MD, MG, MK, ML, MN, MR, MW, MX, MZ, NA, NE, NI, NL, NO, NZ, OM, PG, PH, PL, PT, RO, RU, SC, SD, SE, SG, SI, SK): BOEHRINGER INGELHEIM INTERNATIONAL GMBH [DE/DE]; Binger Strasse 173, 55216 Ingelheim/Rhein (DE).

(71) Anmelder: BOEHRINGER INGELHEIM PHARMA GMBH & CO. KG [DE/DE]; Binger Strasse 173, 55216 Ingelheim Am Rhein (DE).

(72) Erfinder; und

(75) Erfinder/Anmelder (nur für US): RUDOLF, Klaus [DE/DE]; Oeschweg 11, 88447 Warthausen (DE). MUELLER, Stephan Georg [DE/DE]; Maelzerstrasse 13, 88447 Warthausen (DE). LUSTENBERGER, Philipp [CH/DE]; Maelzerstrasse 8, 88447 Warthausen (DE).

STENKAMP, Dirk [DE/DE]; Bonifaz-Locher-Weg 8, 88400 Biberach (DE). SCHAENZLE, Gerhard [DE/DE]; Sophie von La Roche Weg 10, 88400 Biberach-Mettenberg (DE). ARNDT, Kirsten [DE/DE]; Voralberger Strasse 51, 88400 Biberach (DE). DOODS, Henri [NL/DE]; Freiherr-von-Koenig-Str. 6, 88447 Warthausen (DE).

(74) Gemeinsamer Vertreter: BOEHRINGER INGELHEIM INTERNATIONAL GMBH; Binger Strasse 173, 55216 Ingelheim/Rhein (DE).

(81) Bestimmungsstaaten (soweit nicht anders angegeben, für jede verfügbare nationale Schutzrechtsart): AE, AG, AL, AM, AT, AU, AZ, BA, BB, BG, BR, BW, BY, BZ, CA, CH, CN, CO, CR, CU, CZ, DE, DK, DM, DZ, EC, EE, EG, ES, FI, GB, GD, GE, GH, GM, HR, HU, ID, IL, IN, IS, JP, KE, KG, KM, KP, KR, KZ, LC, LK, LR, LS, LT, LU, LV, MA, MD, MG, MK, MN, MW, MX, MZ, NA, NI, NO, NZ, OM, PG, PH, PL, PT, RO, RU, SC, SD, SE, SG, SK, SL, SM, SY, TJ, TM, TN, TR, TT, TZ, UA, UG, US, UZ, VC, VN, YU, ZA, ZM, ZW.

(84) Bestimmungsstaaten (soweit nicht anders angegeben, für jede verfügbare regionale Schutzrechtsart): ARIPO (BW, GH, GM, KE, LS, MW, MZ, NA, SD, SL, SZ, TZ, UG, ZM, ZW), eurasisches (AM, AZ, BY, KG, KZ, MD, RU, TJ, TM), europäisches (AT, BE, BG, CH, CY, CZ, DE, DK, EE, ES, FI, FR, GB, GR, HU, IE, IS, IT, LT, LU, MC, NL, PL, PT, RO, SE, SI, SK, TR), OAPI (BF, BJ, CF, CG, CI, CM, GA, GN, GQ, GW, ML, MR, NE, SN, TD, TG).

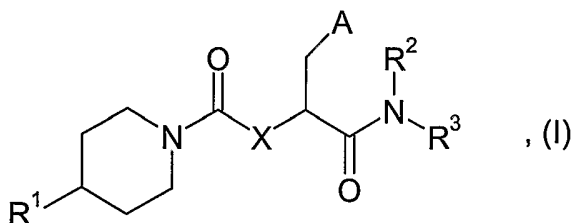
Veröffentlicht:

- mit internationalem Recherchenbericht
- vor Ablauf der für Änderungen der Ansprüche geltenden Frist; Veröffentlichung wird wiederholt, falls Änderungen eintreffen

[Fortsetzung auf der nächsten Seite]

(54) Title: SELECTED CGRP-ANTAGONISTS, THEIR PREPARATION PROCESSES AND THEIR USE AS MEDICAMENTS

(54) Bezeichnung: AUSGEWÄHLTE CGRP-ANTAGONISTEN, VERFAHREN ZU DEREN HERSTELLUNG SOWIE DEREN VERWENDUNG ALS ARZNEIMITTEL



(57) Abstract: CGRP-antagonists are disclosed having the general formula (I), in which A, X and R<sup>1</sup>-R<sup>3</sup> have the definition given in claim 1, as well as their tautomers, diastereomers, enantiomers, hydrates, mixtures and salts, as well as their salt hydrates, in particular their physiologically compatible salts with inorganic or organic acids, medicaments containing these compounds, their use and their preparation processes.

(57) Zusammenfassung: Gegenstand der vorliegenden Erfindung sind die CGRP-Antagonisten der allgemeinen Formel (I) in der A, X und R<sup>1</sup> bis R<sup>3</sup> wie in Anspruch 1 definiert sind, deren Tautomere, deren Diastereomere, deren Enantiomere, deren Hydrate, deren Gemische und deren Salze sowie die Hydrate der Salze, insbesondere deren physiologisch verträgliche Salze mit anorganischen oder organischen Säuren, diese Verbindungen enthaltende Arzneimittel, deren Verwendung und Verfahren zu ihrer Herstellung.

WO 2005/100352 A1

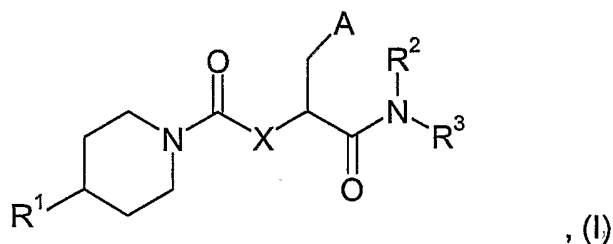


---

*Zur Erklärung der Zweibuchstaben-Codes und der anderen Abkürzungen wird auf die Erklärungen ("Guidance Notes on Codes and Abbreviations") am Anfang jeder regulären Ausgabe der PCT-Gazette verwiesen.*

**Ausgewählte CGRP-Antagonisten, Verfahren zu deren Herstellung  
sowie deren Verwendung als Arzneimittel**

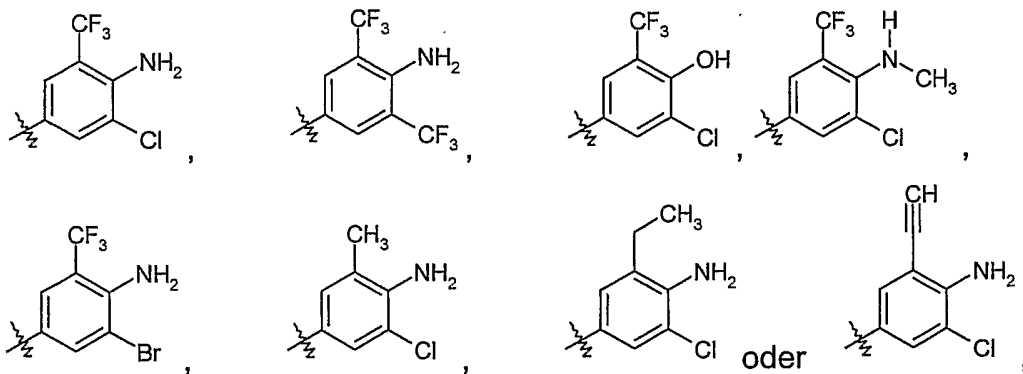
5 Gegenstand der vorliegenden Erfindung sind die CGRP-Antagonisten der allgemeinen Formel



10 deren Tautomere, deren Diastereomere, deren Enantiomere, deren Hydrate, deren Gemische und deren Salze sowie die Hydrate der Salze, insbesondere deren physiologisch verträgliche Salze mit anorganischen oder organischen Säuren, diese Verbindungen enthaltende Arzneimittel, deren Verwendung und Verfahren zu ihrer Herstellung.

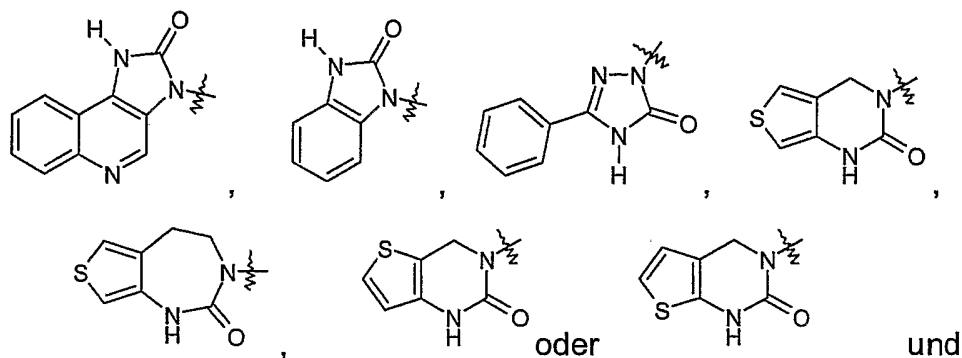
15 In der obigen allgemeinen Formel (I) bedeuten

A einen Rest der Formel

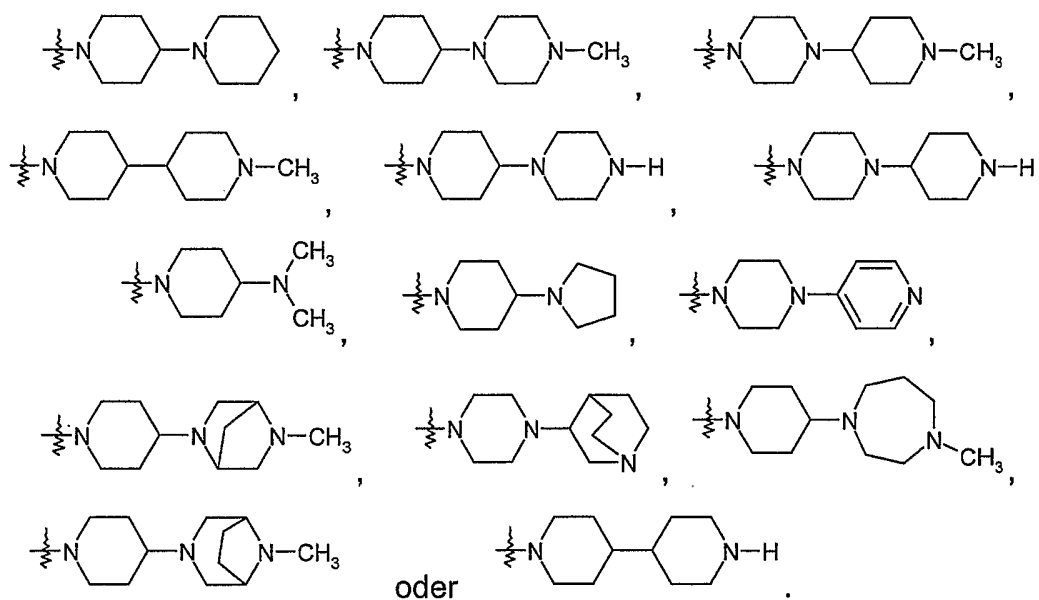


X ein Sauerstoffatom, eine Methylen- oder NH-Gruppe,

R<sup>1</sup> einen Rest der Formel



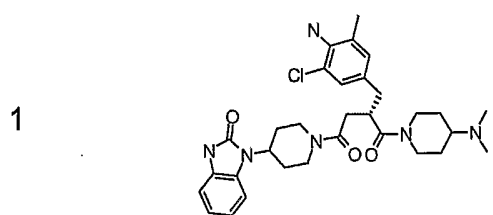
5 -NR<sup>2</sup>R<sup>3</sup> einen Rest der Formel



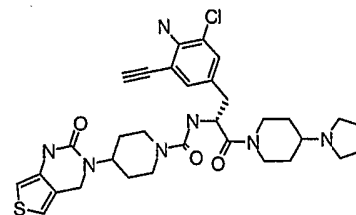
10

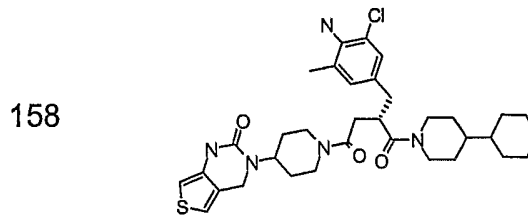
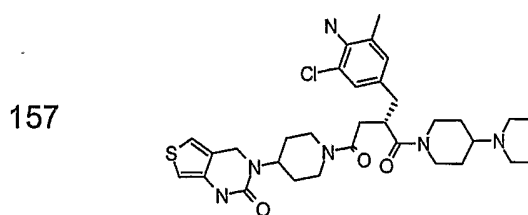
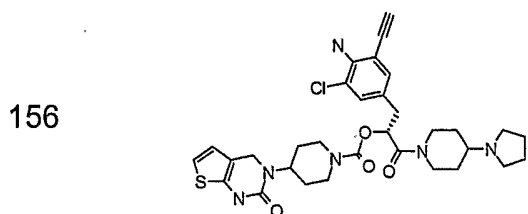
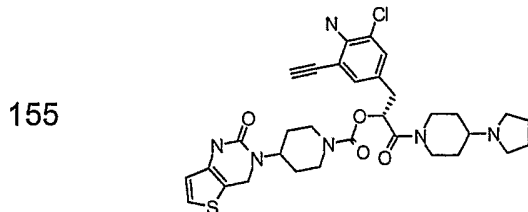
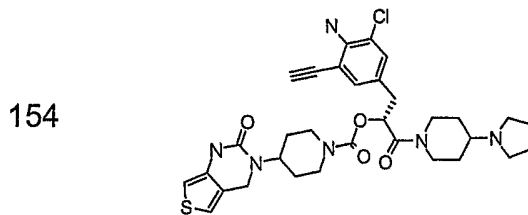
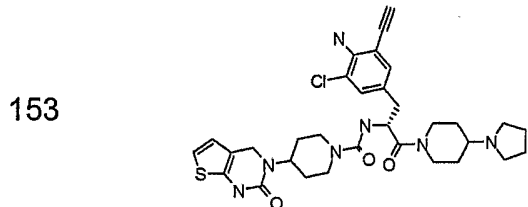
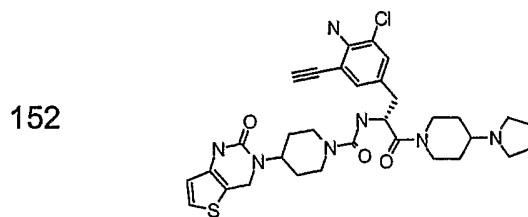
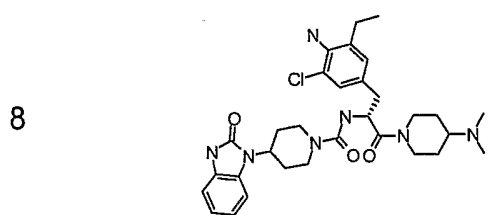
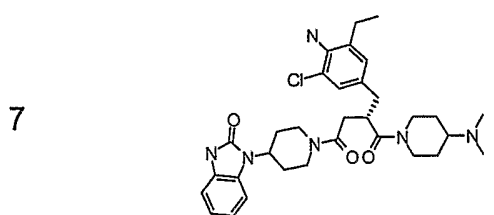
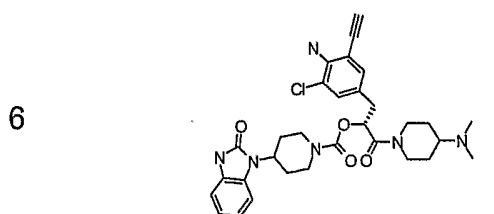
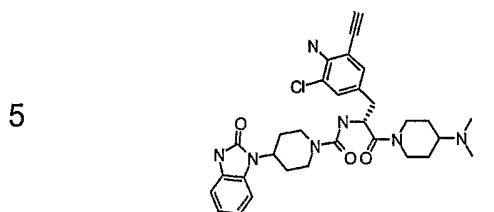
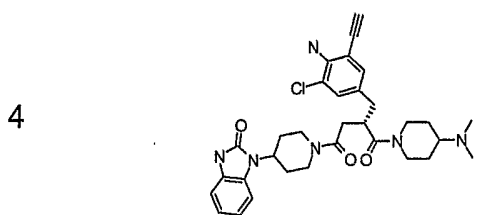
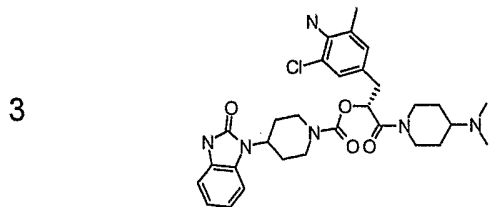
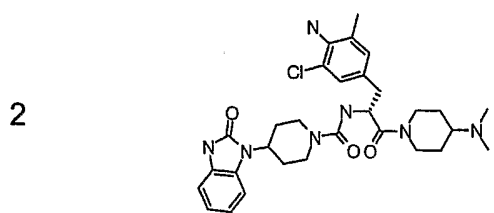
Besonders bevorzugte Verbindungen der obigen allgemeinen Formel (I) sind beispielsweise folgende:

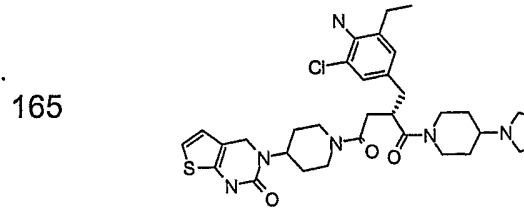
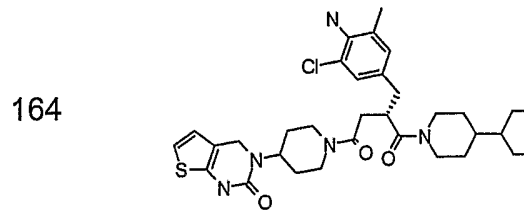
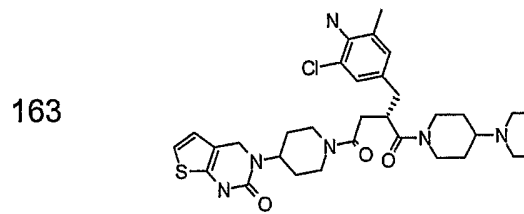
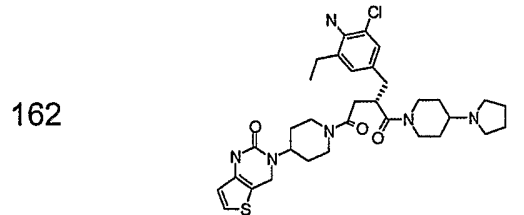
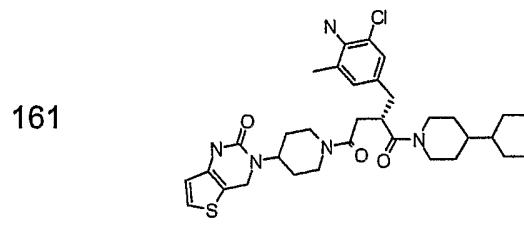
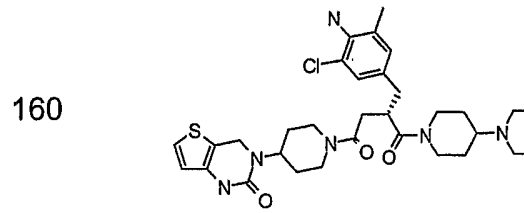
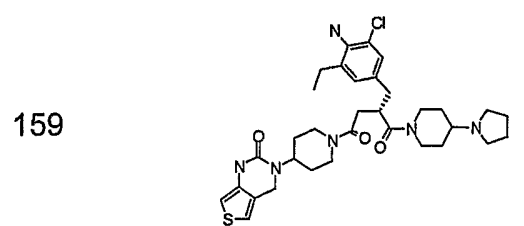
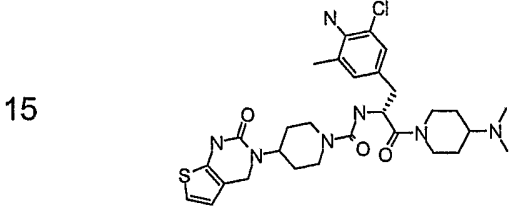
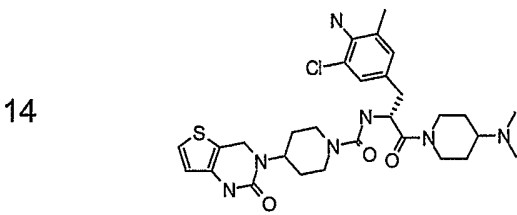
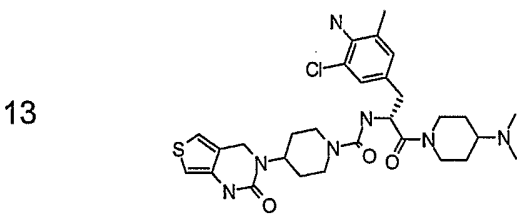
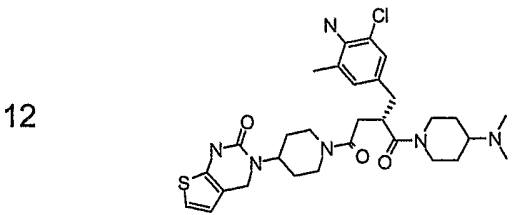
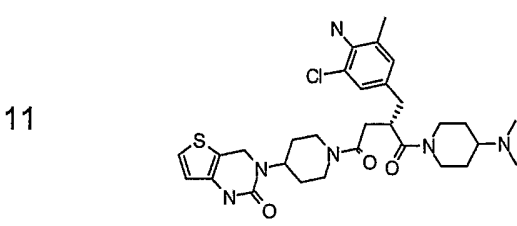
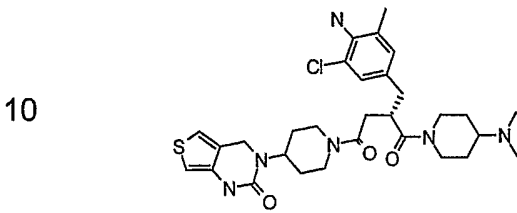
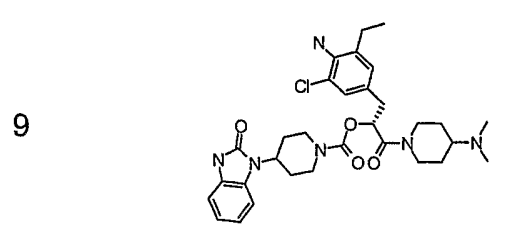
15

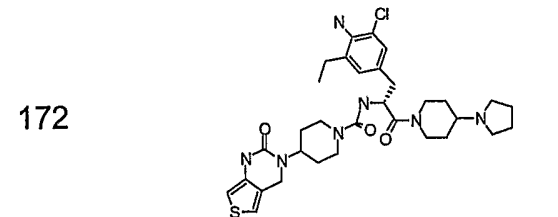
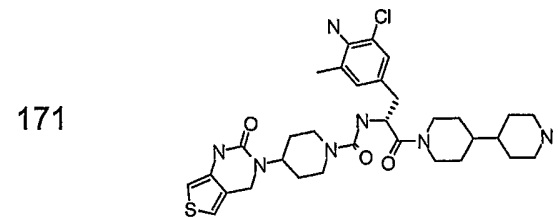
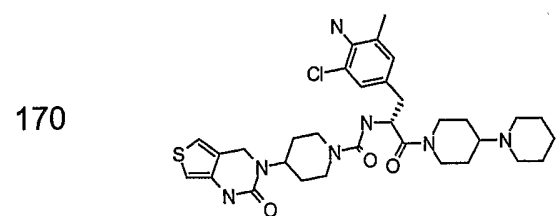
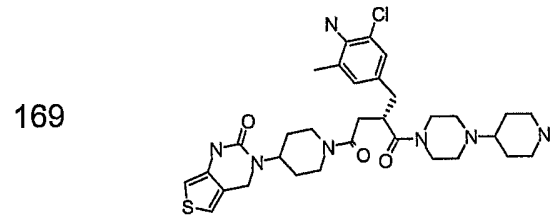
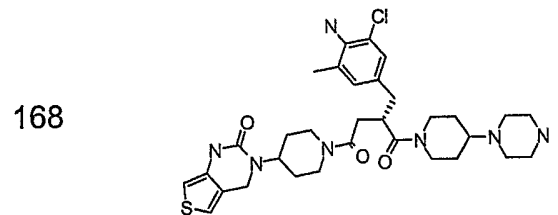
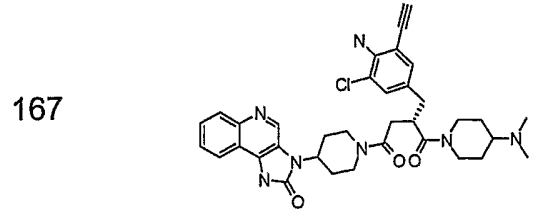
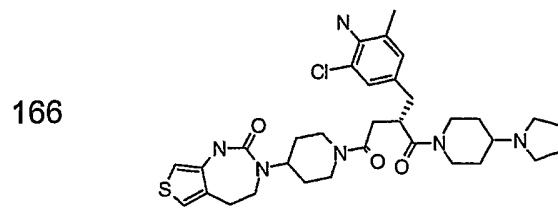
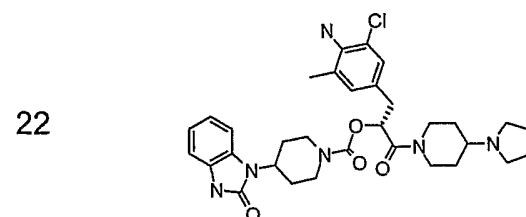
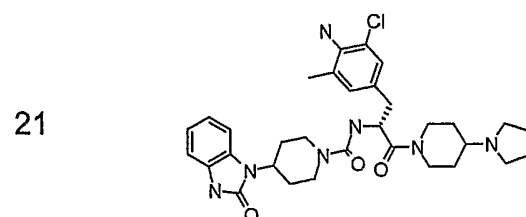
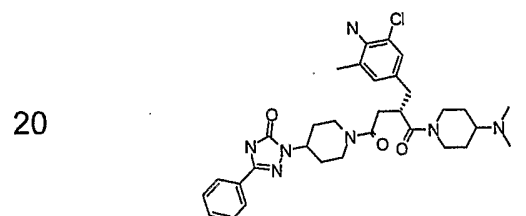
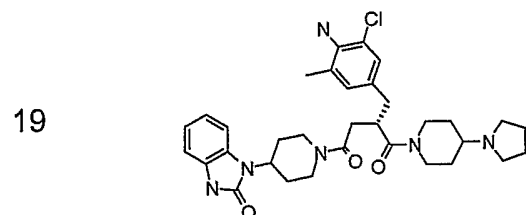
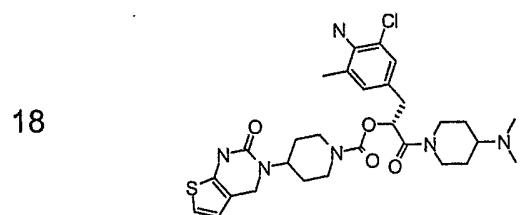
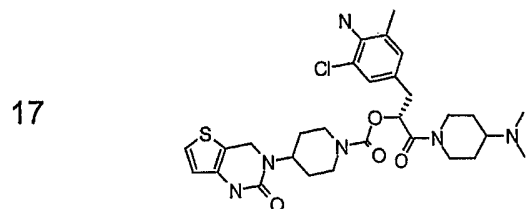
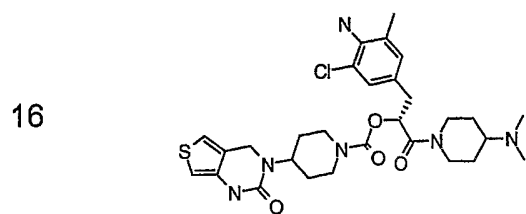


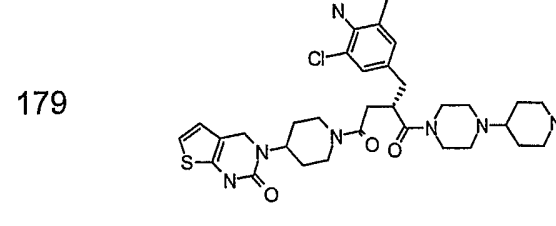
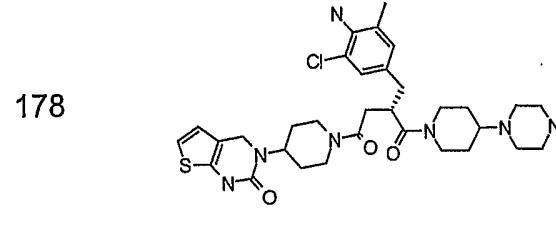
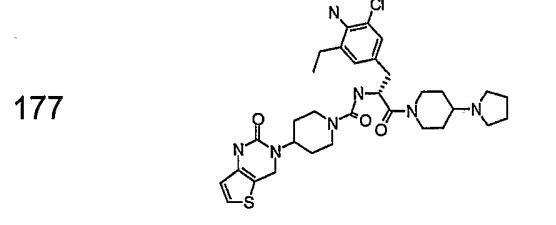
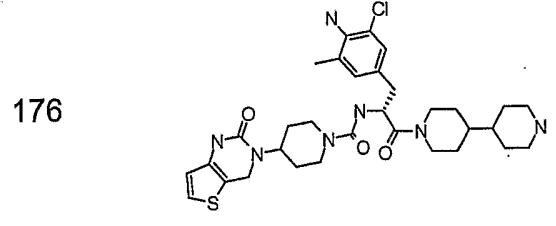
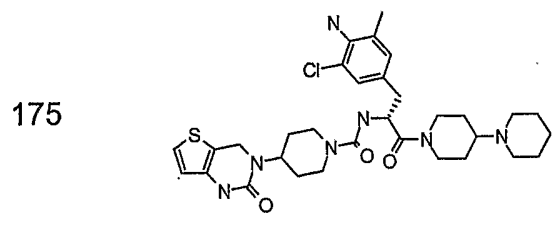
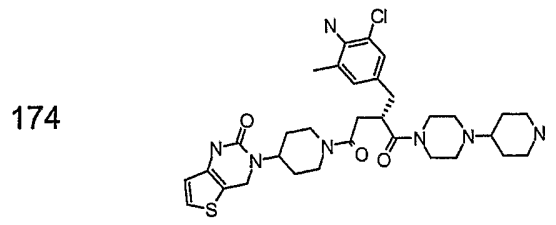
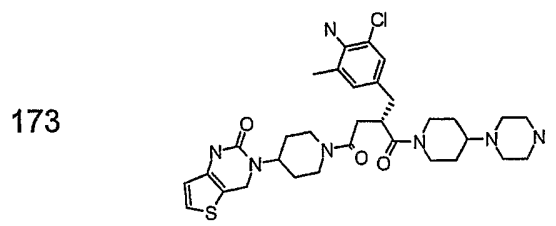
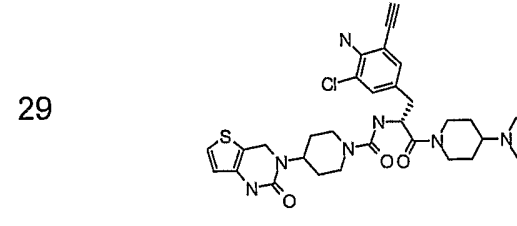
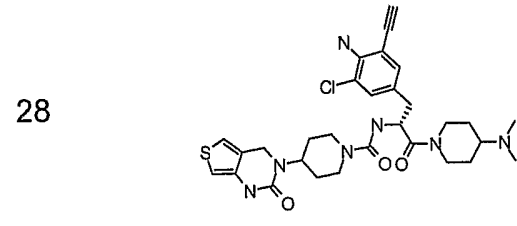
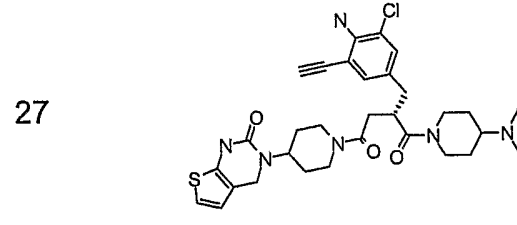
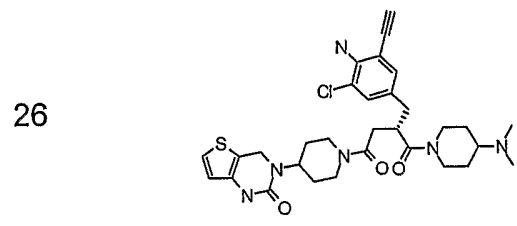
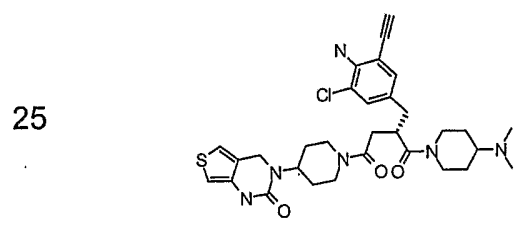
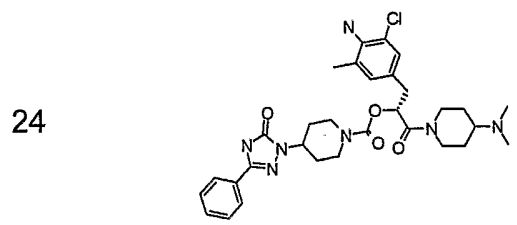
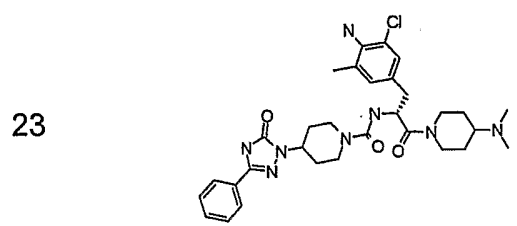
151



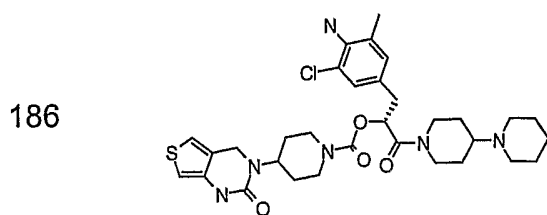
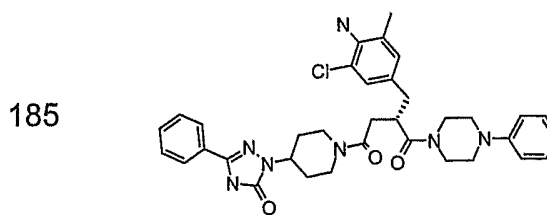
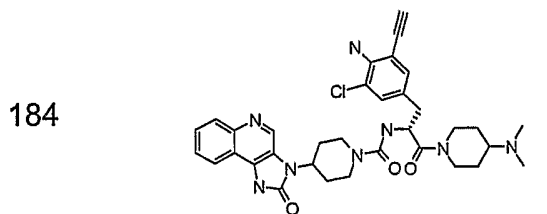
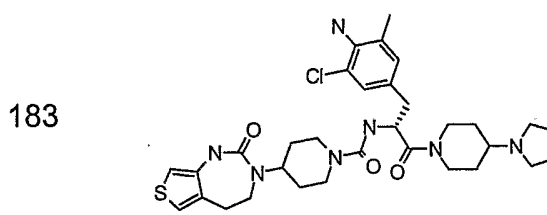
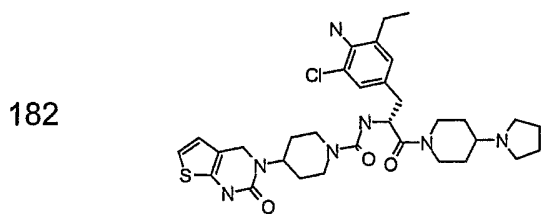
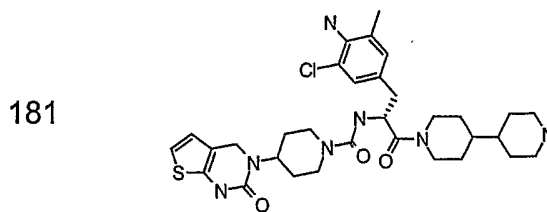
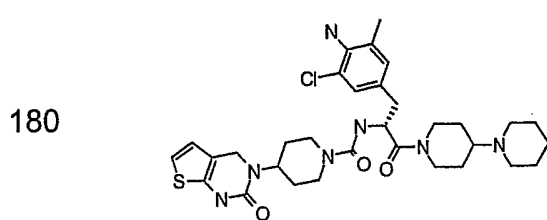
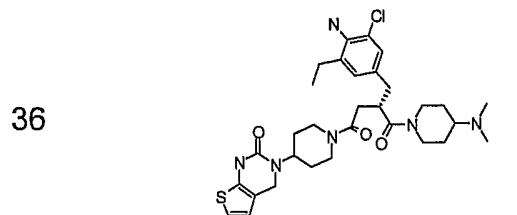
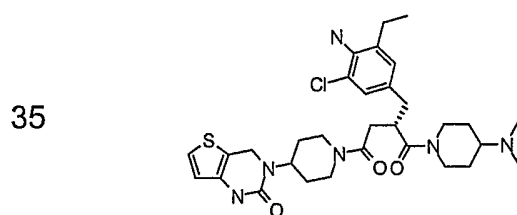
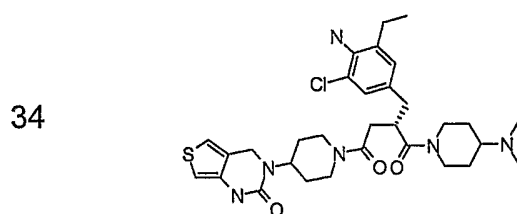
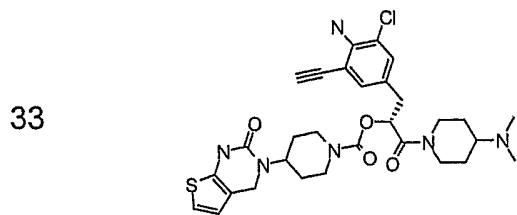
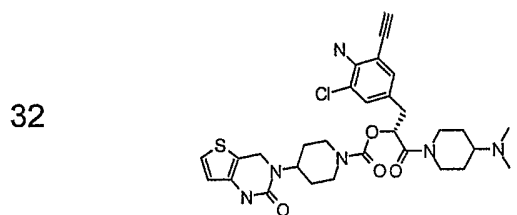
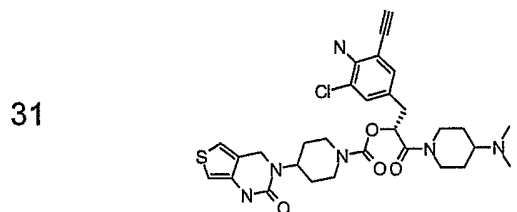
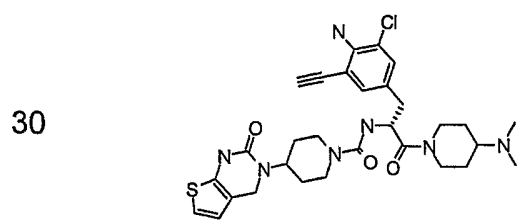




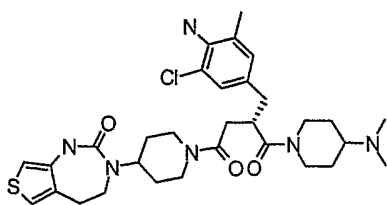




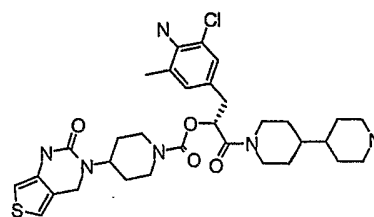




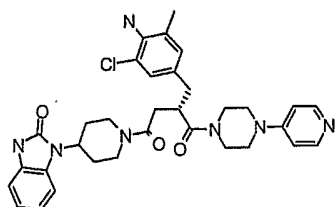
37



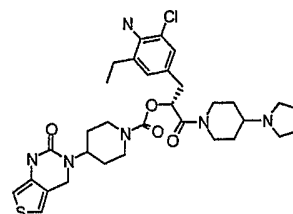
187



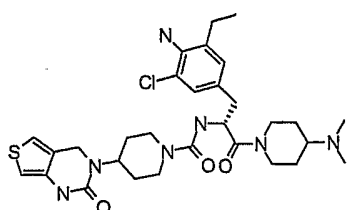
38



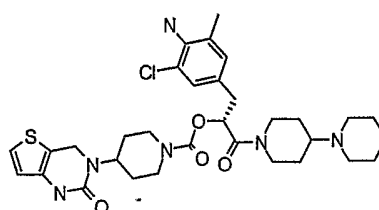
188



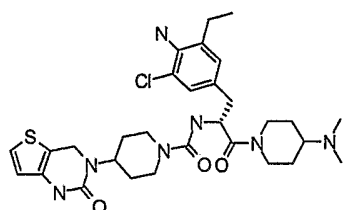
39



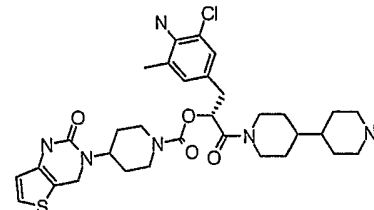
189



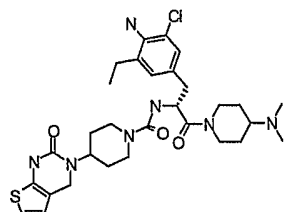
40



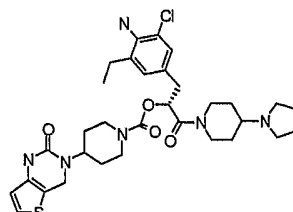
190



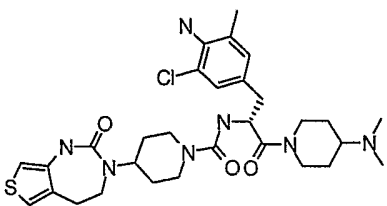
41



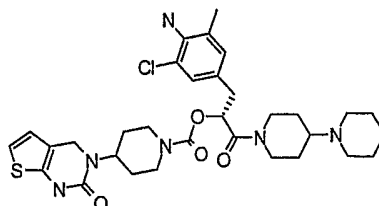
191



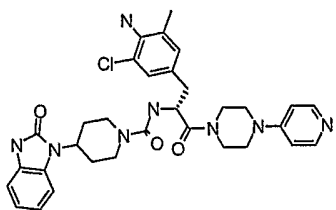
42



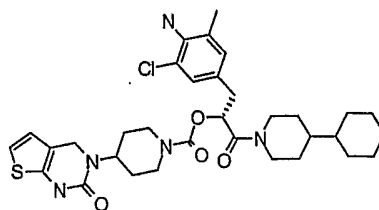
192

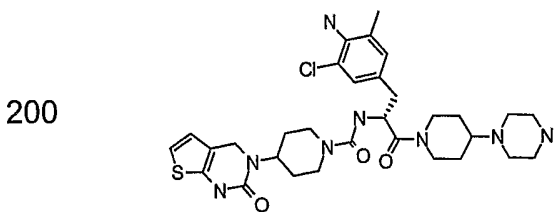
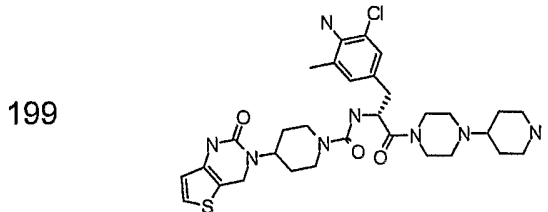
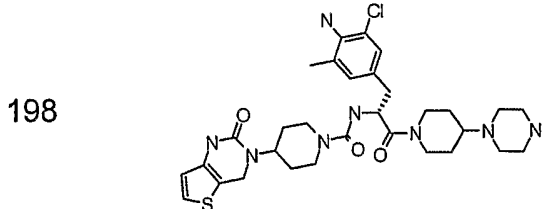
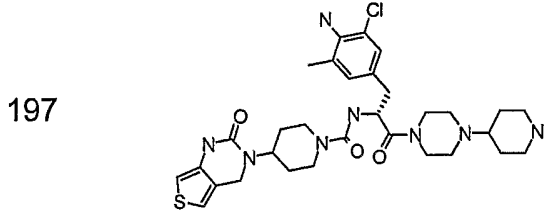
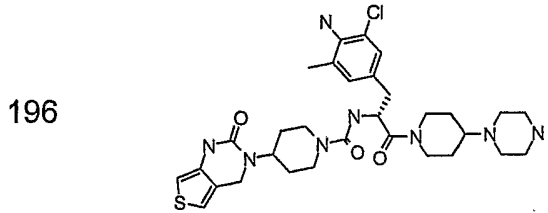
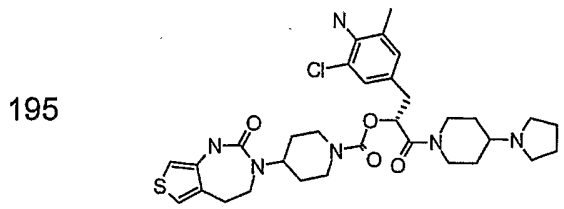
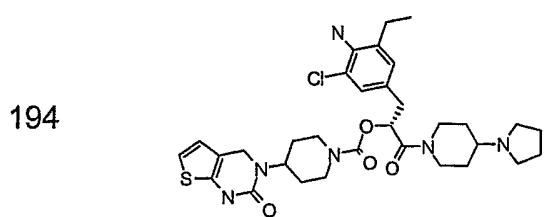
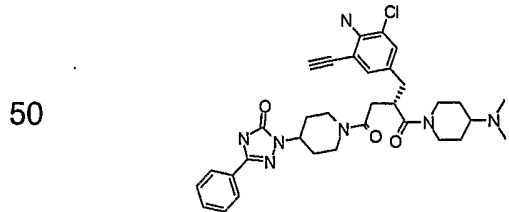
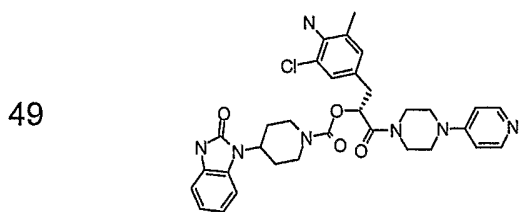
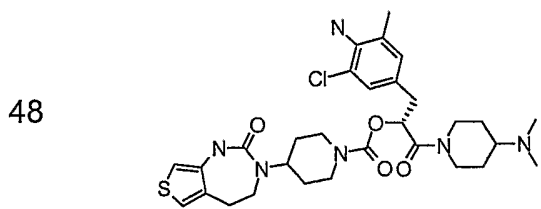
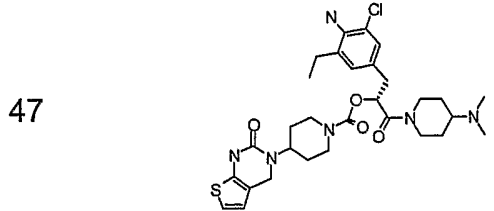
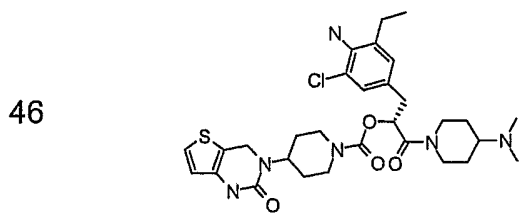
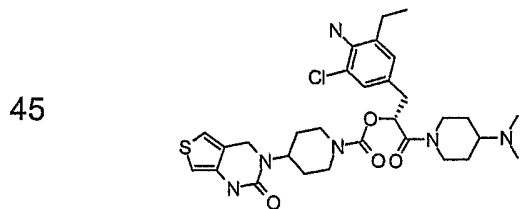
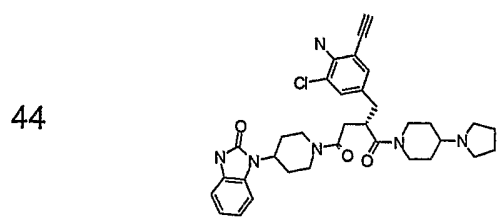


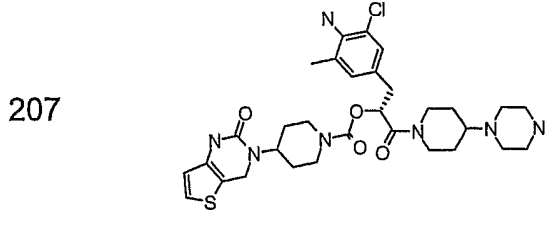
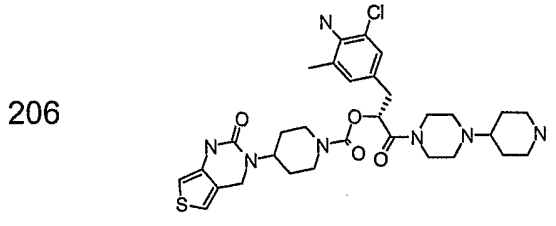
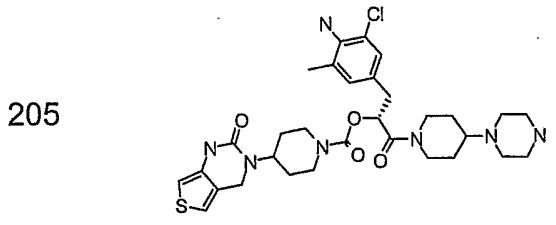
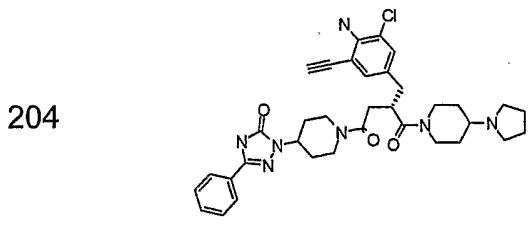
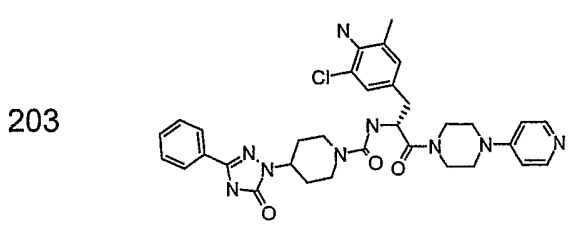
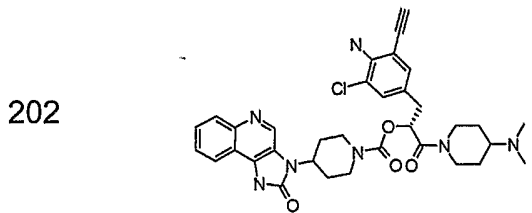
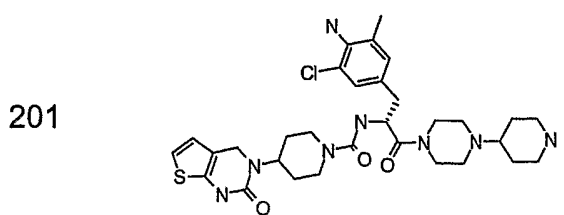
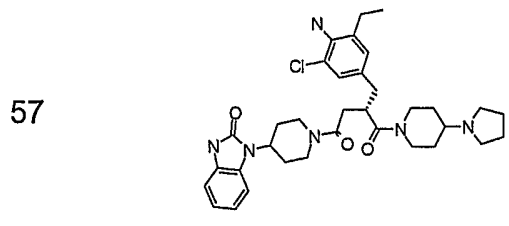
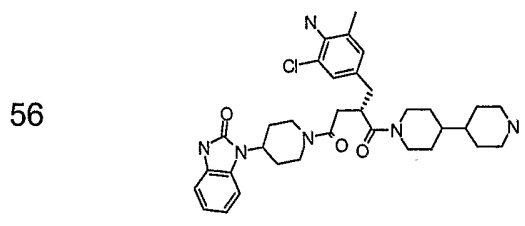
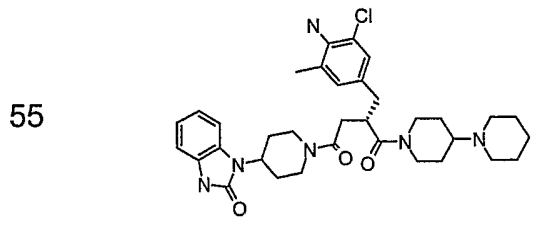
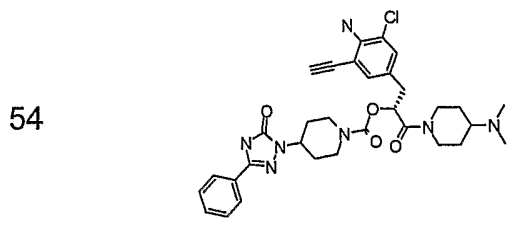
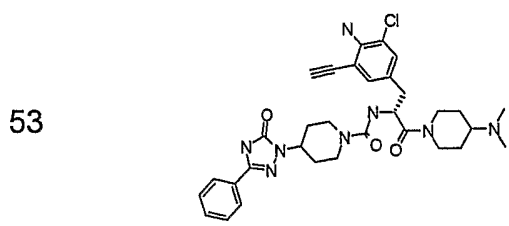
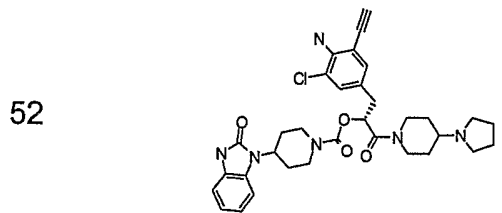
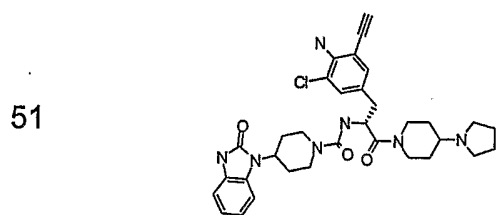
43

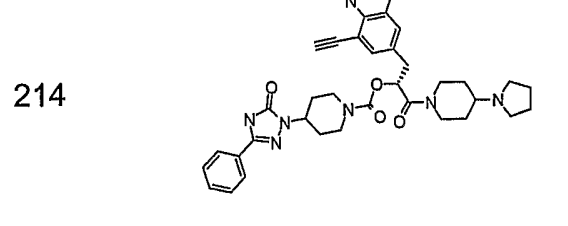
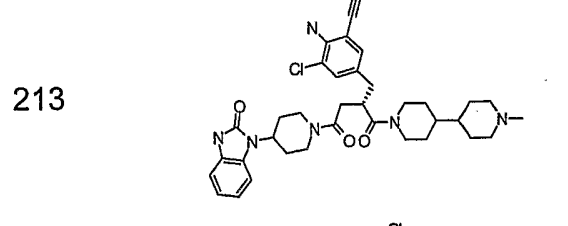
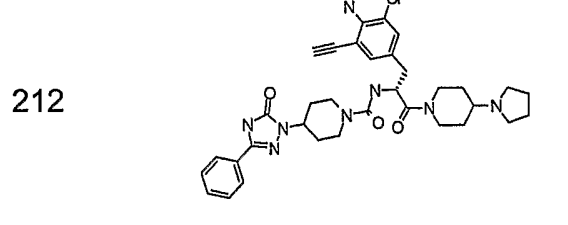
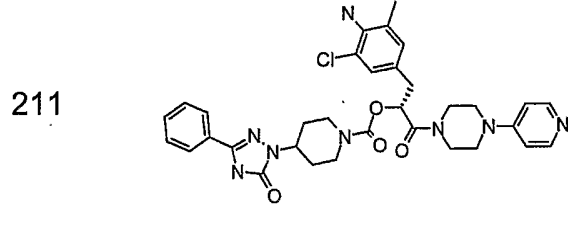
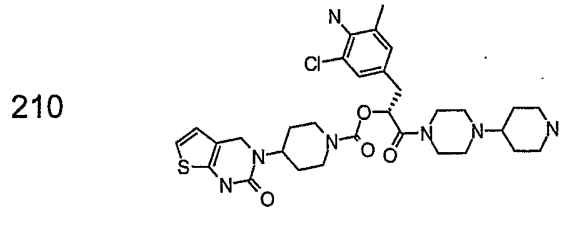
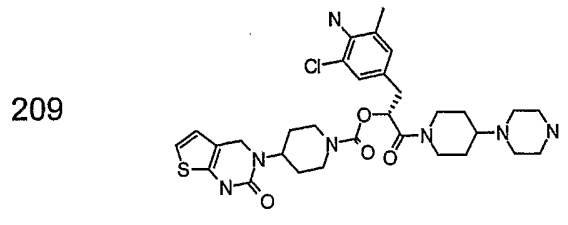
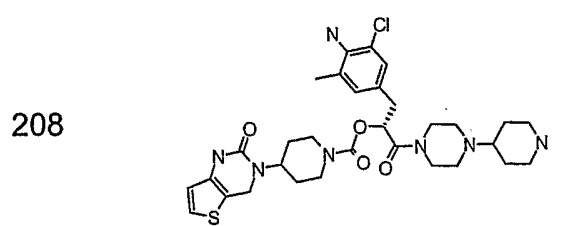
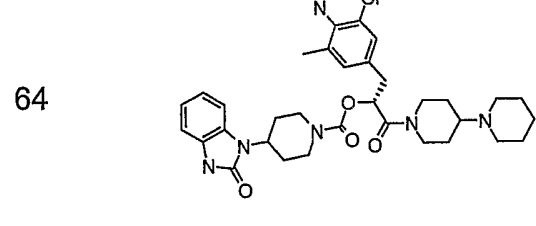
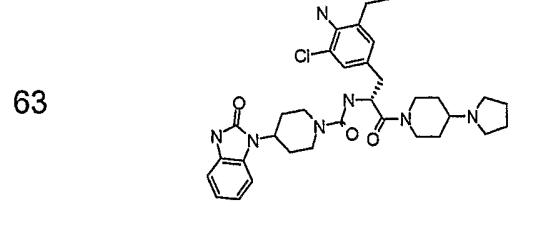
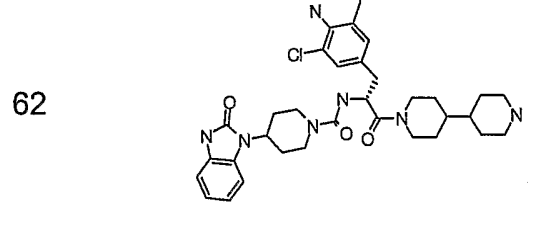
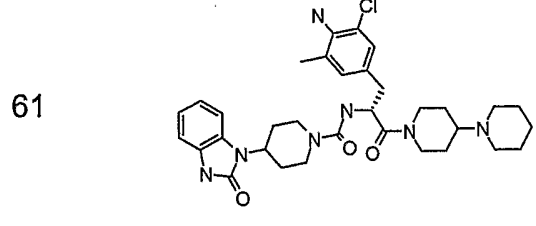
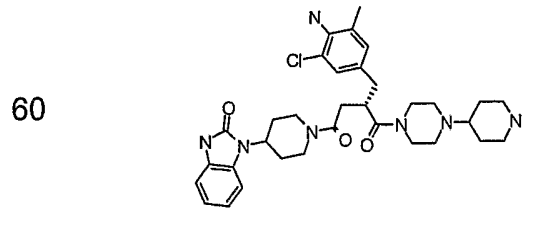
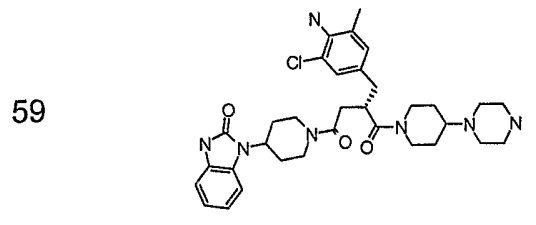
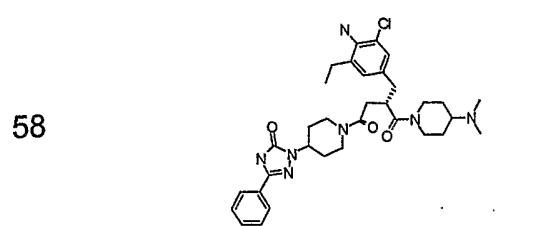


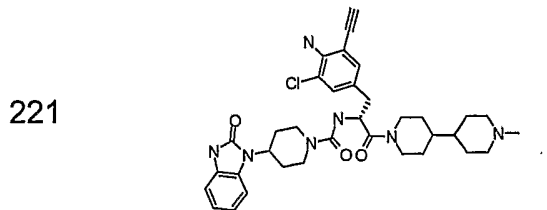
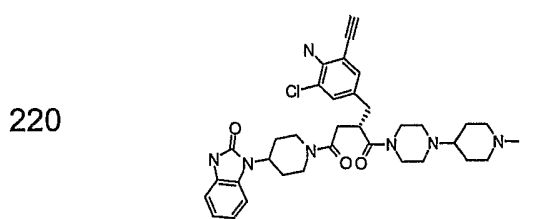
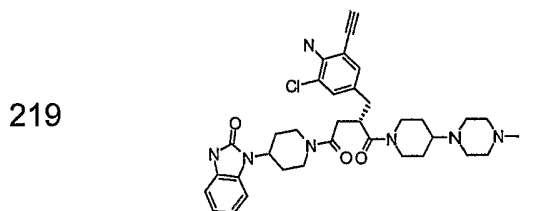
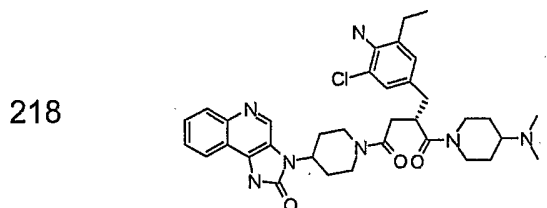
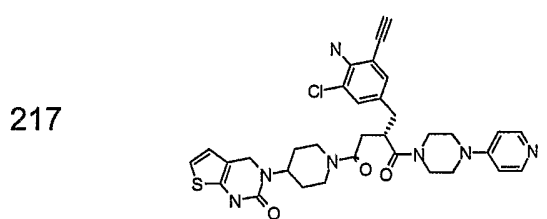
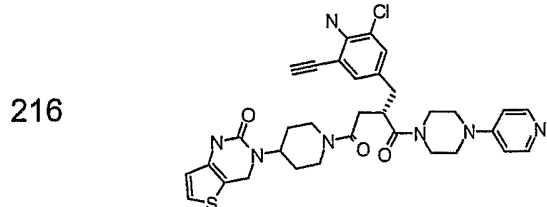
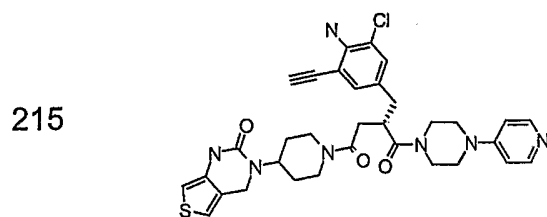
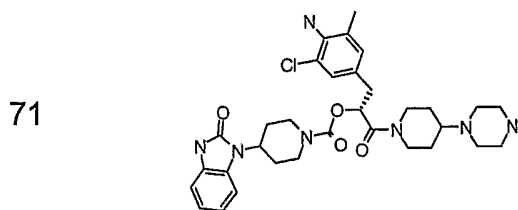
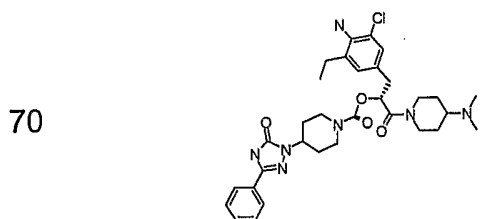
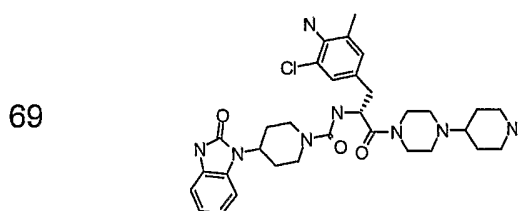
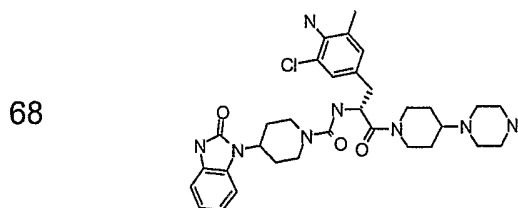
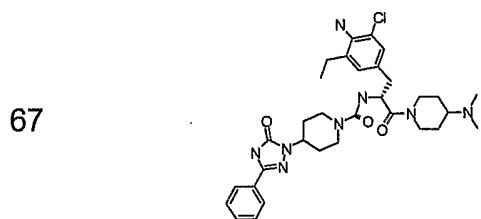
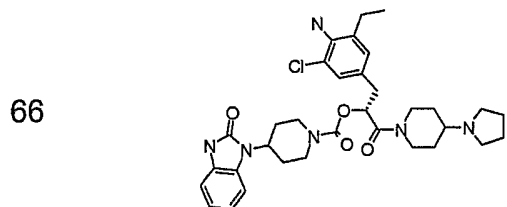
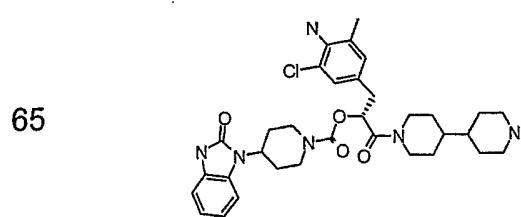
193

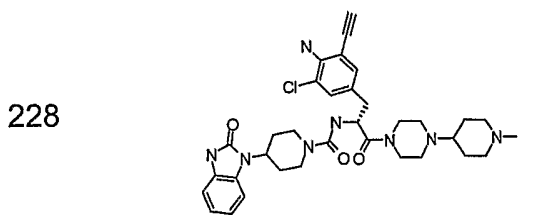
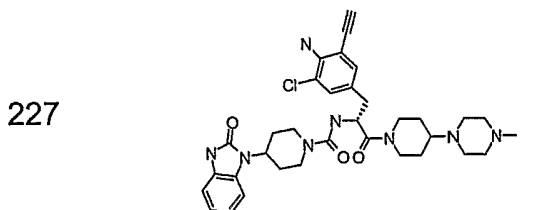
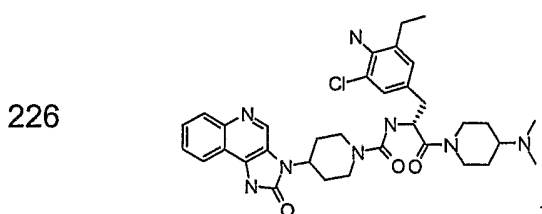
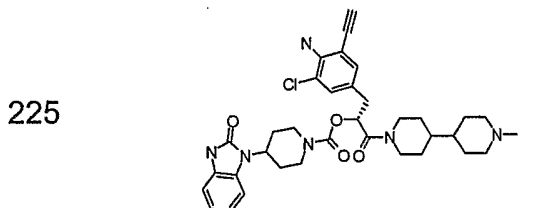
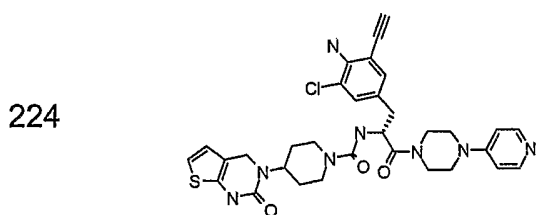
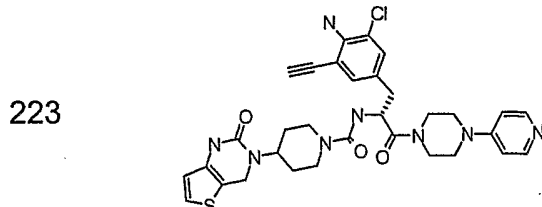
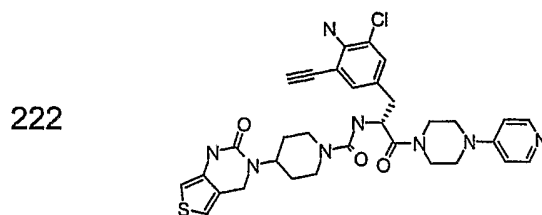
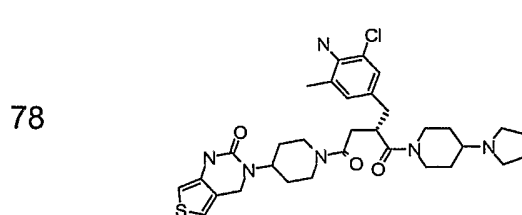
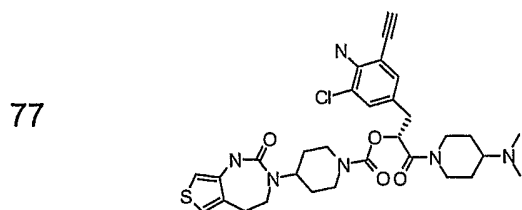
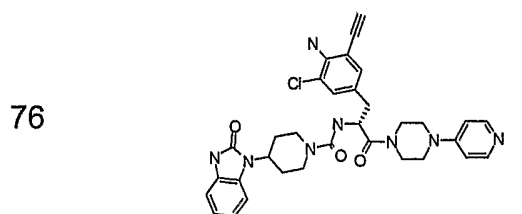
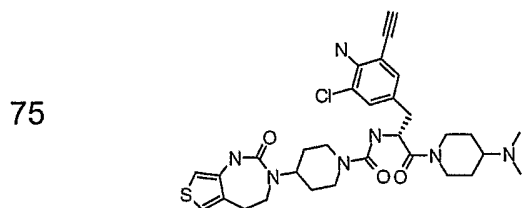
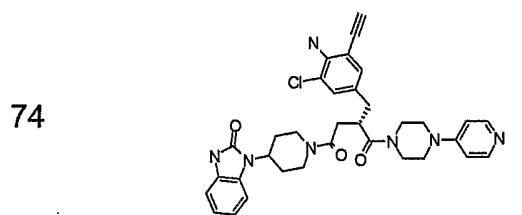
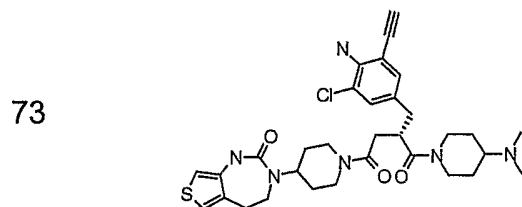
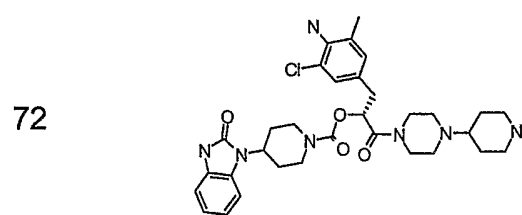


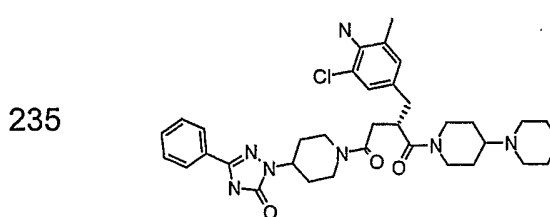
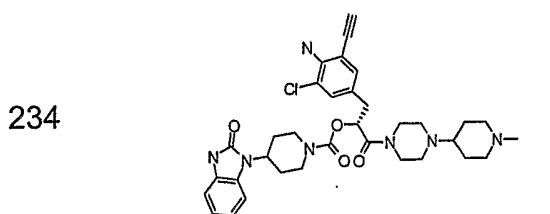
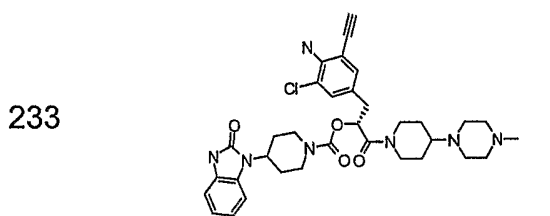
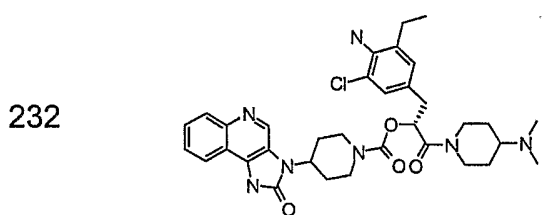
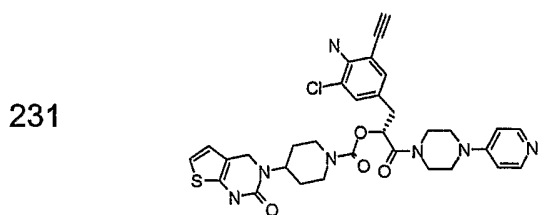
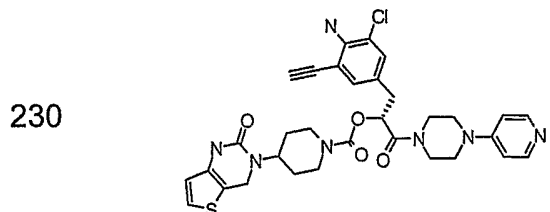
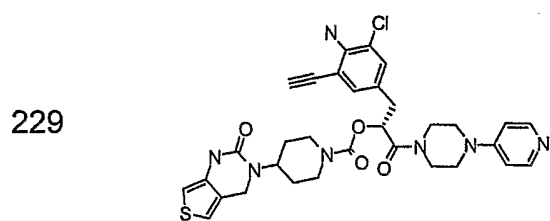
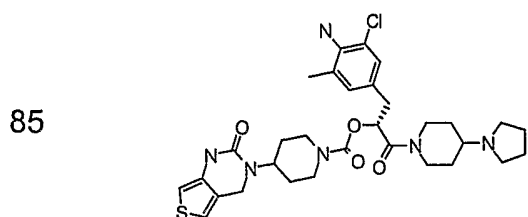
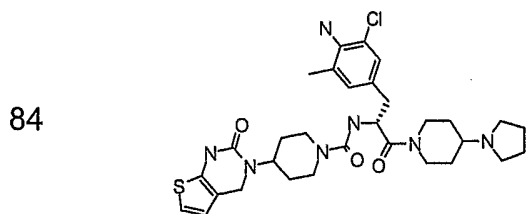
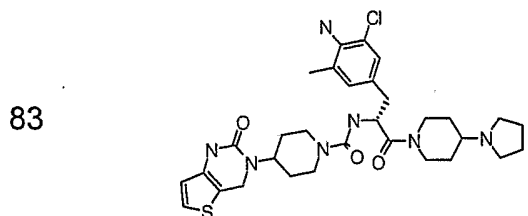
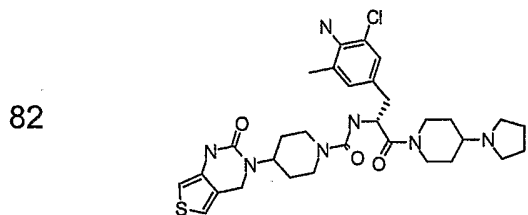
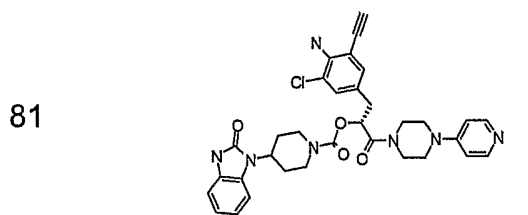
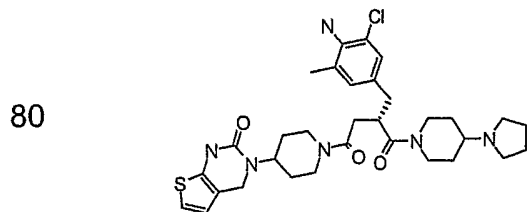
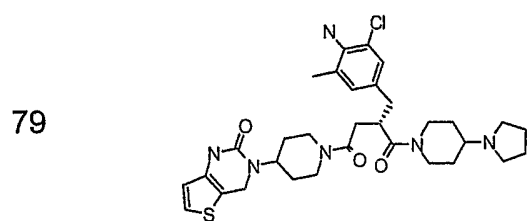




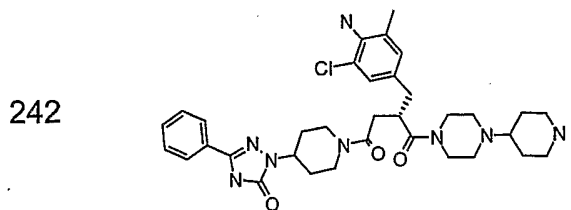
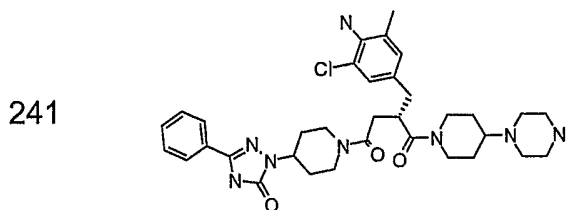
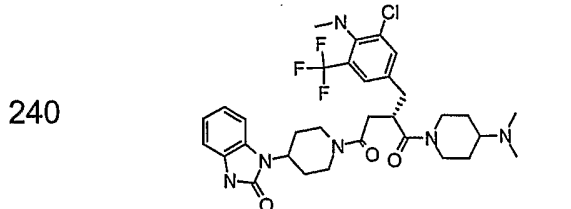
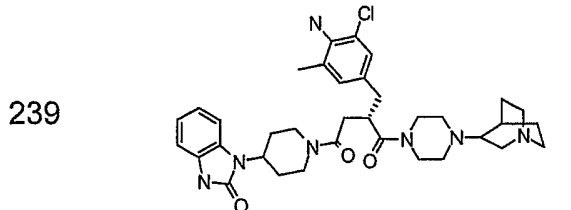
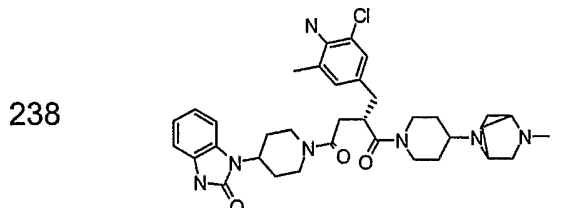
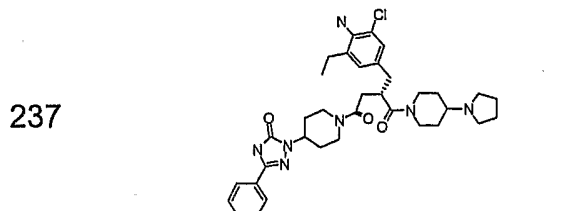
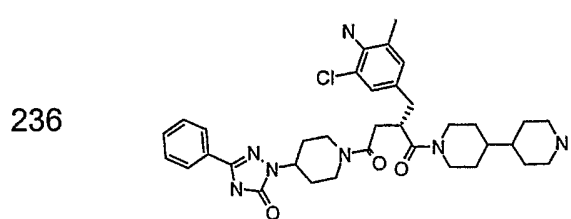
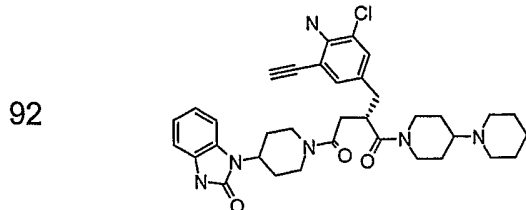
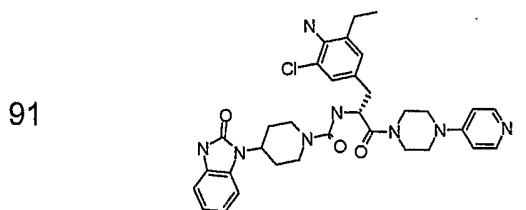
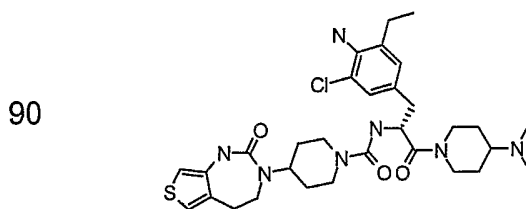
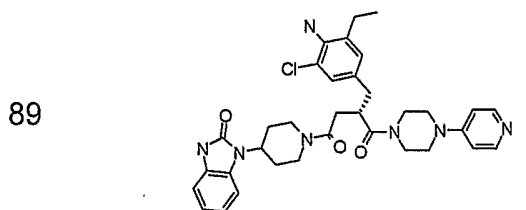
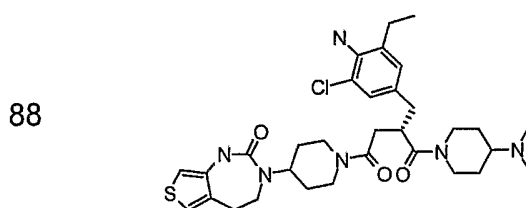
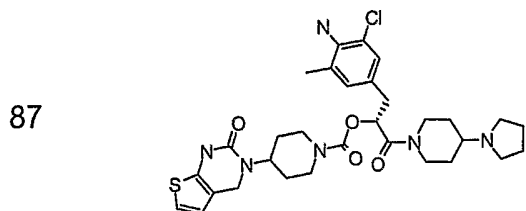
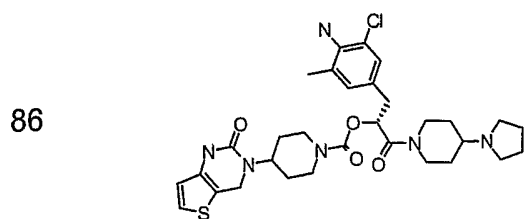




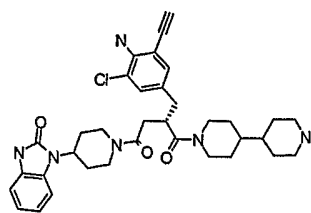




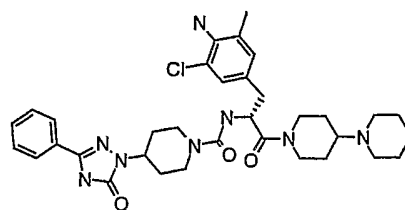




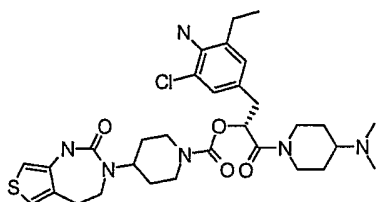
93



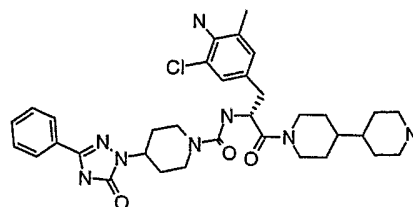
243



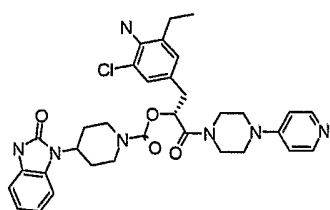
94



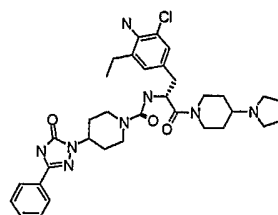
244



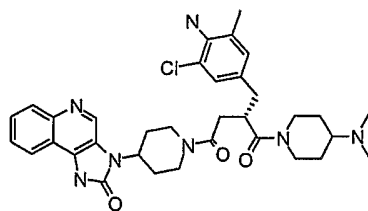
95



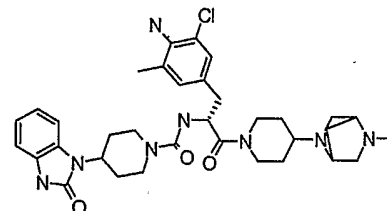
245



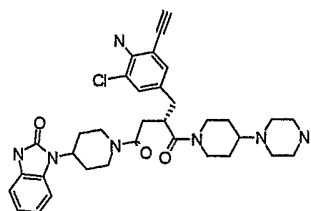
96



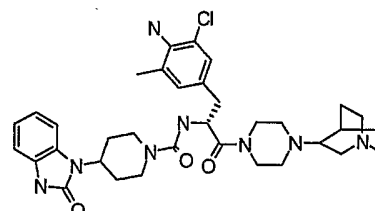
246



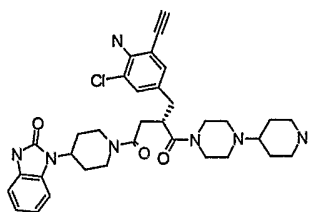
97



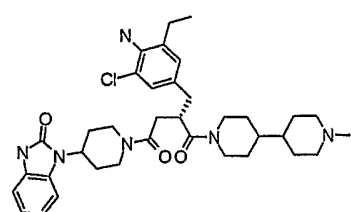
247



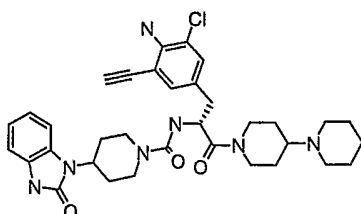
98



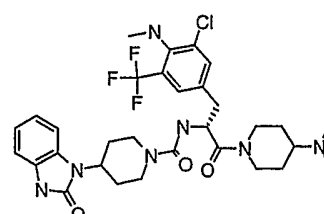
248



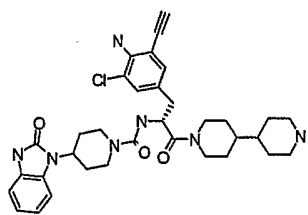
99



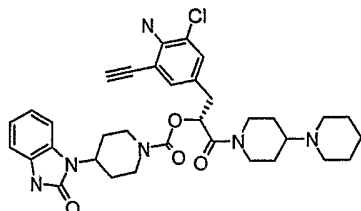
249



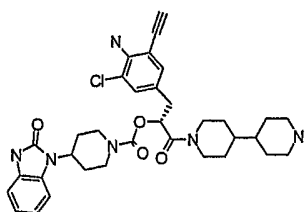
100



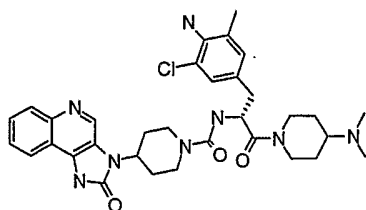
101



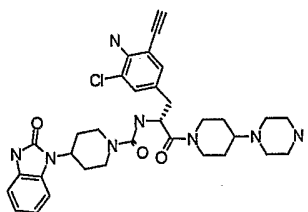
102



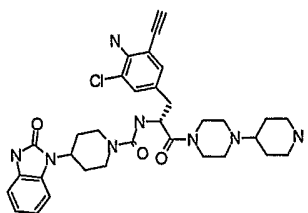
103



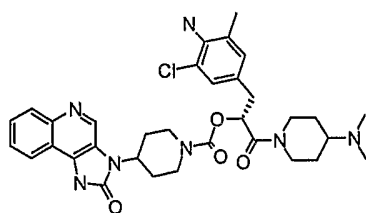
104



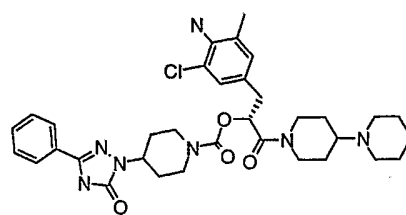
105



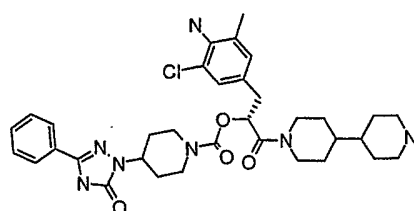
106



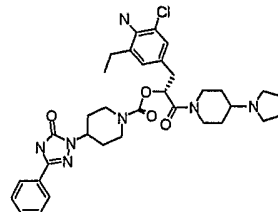
250



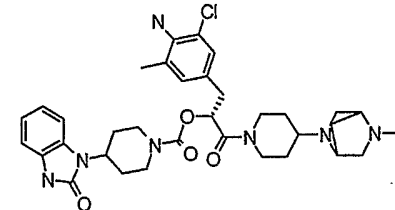
251



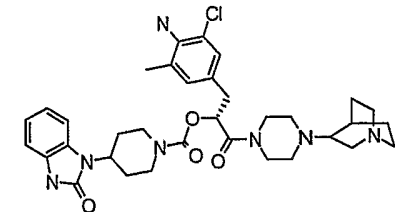
252



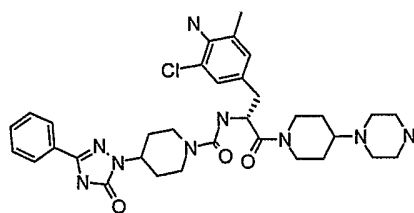
253



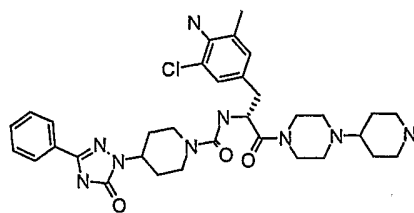
254



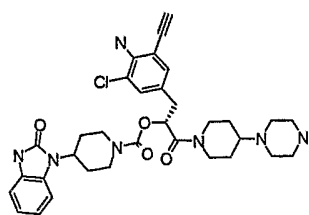
255



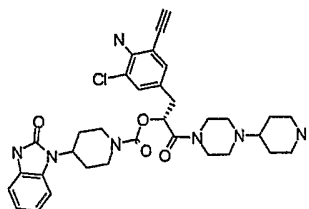
256



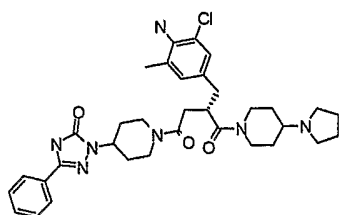
107



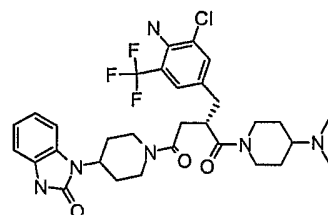
108



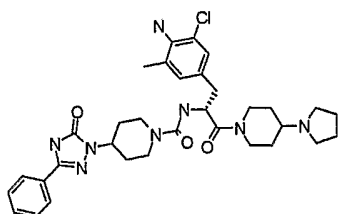
109



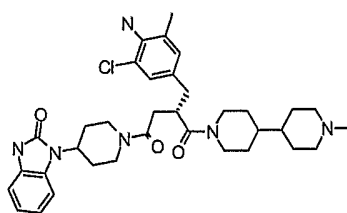
110



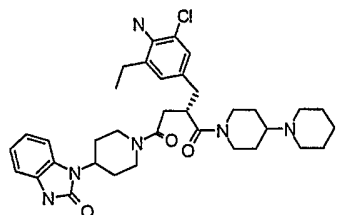
111



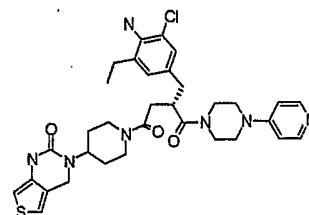
112



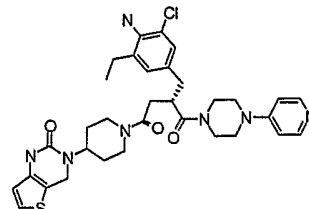
113



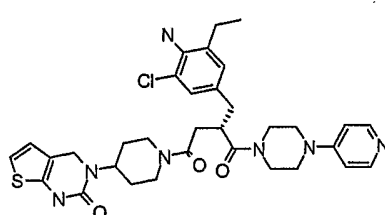
257



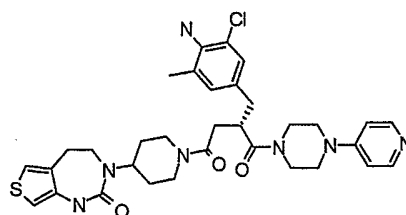
258



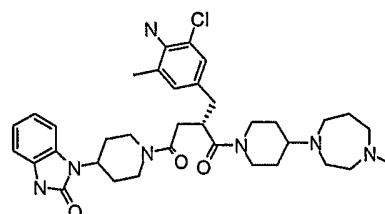
259



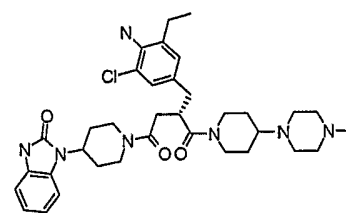
260



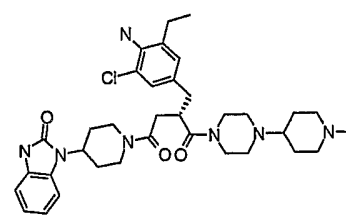
261



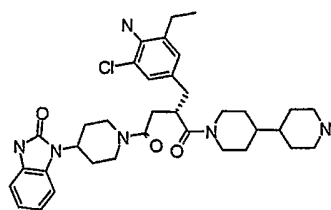
262



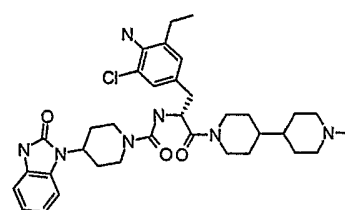
263



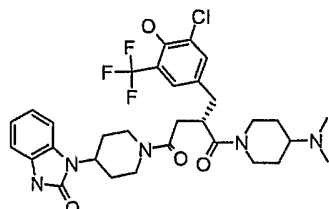
114



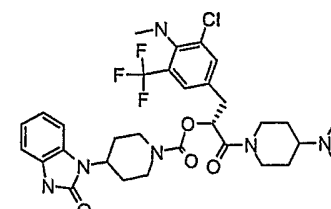
264



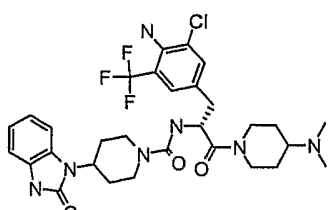
115



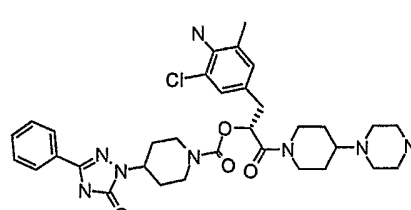
265



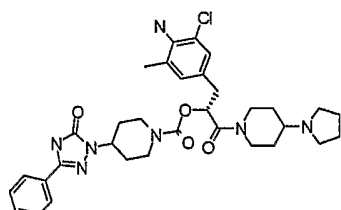
116



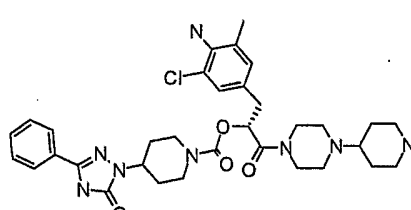
266



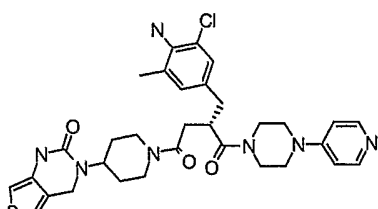
117



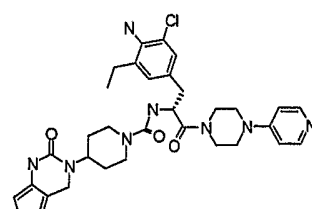
267



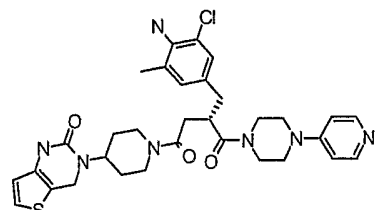
118



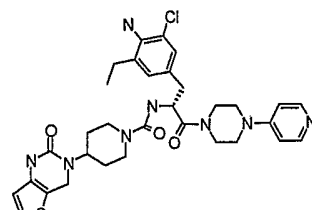
268



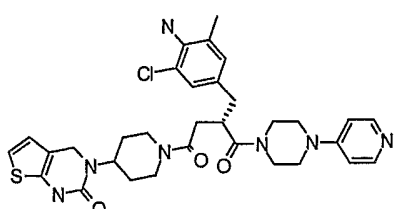
119



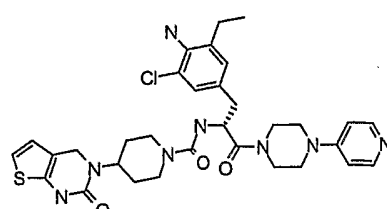
269

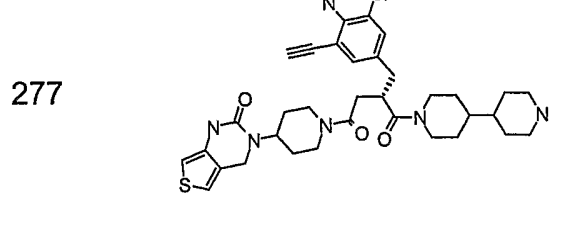
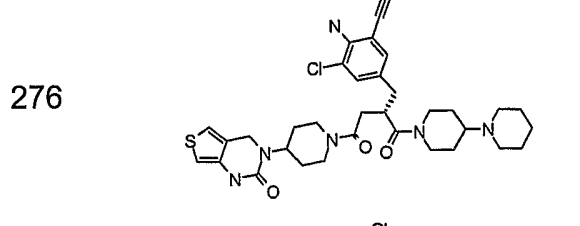
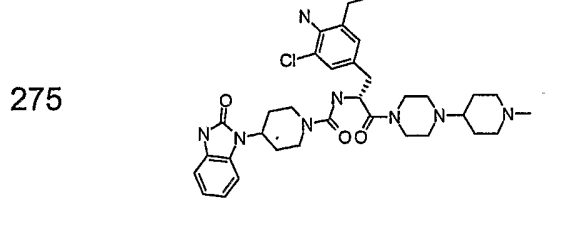
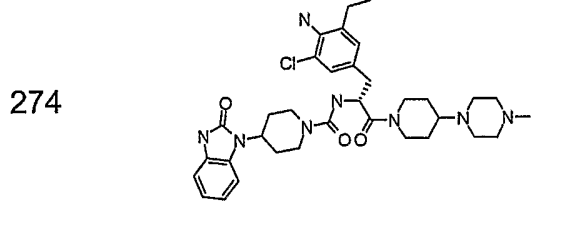
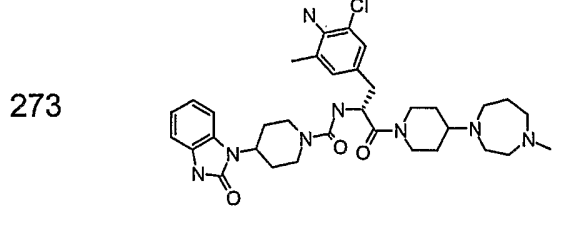
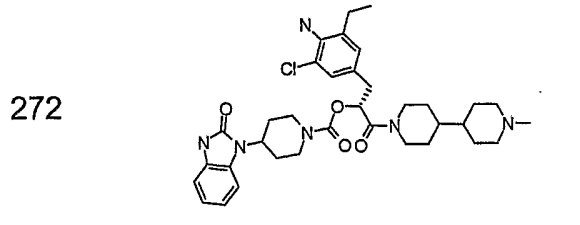
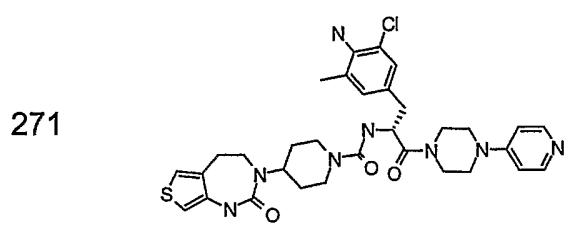
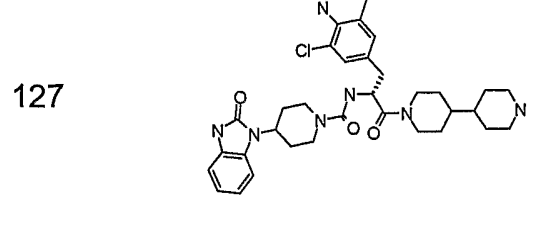
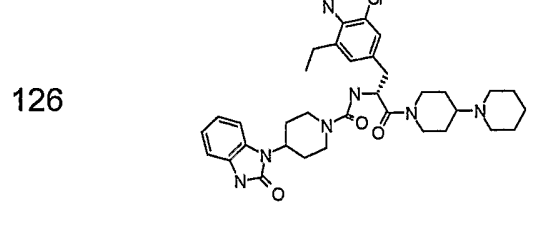
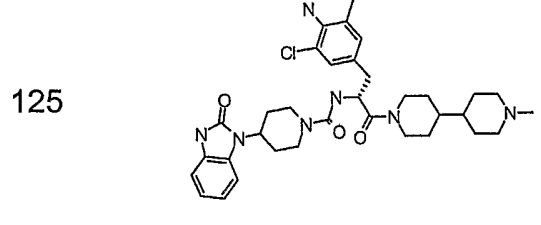
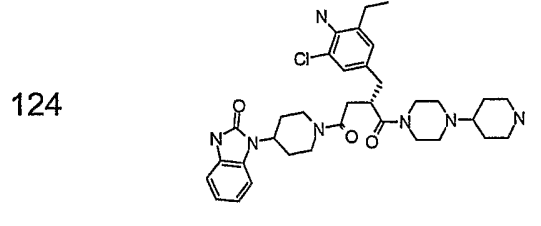
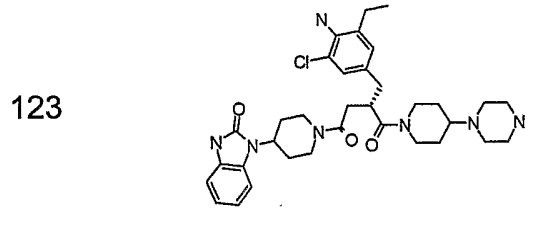
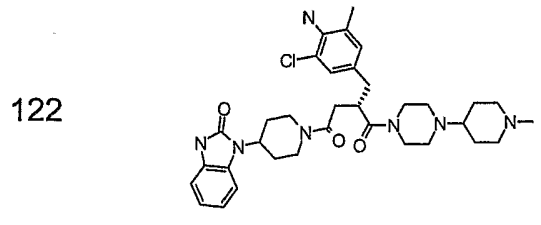
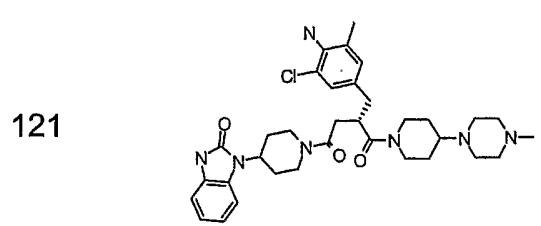


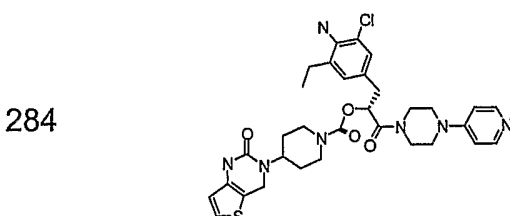
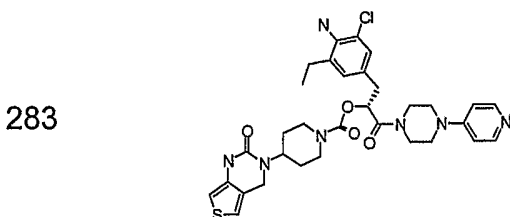
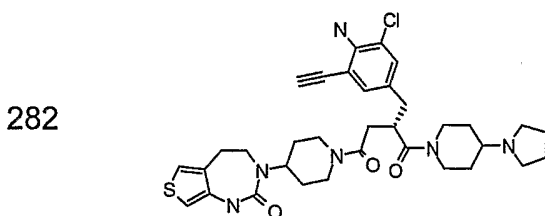
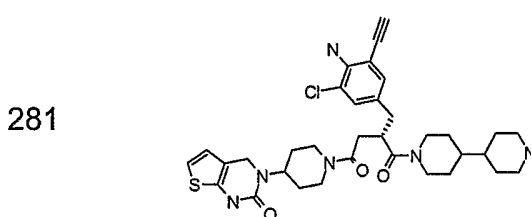
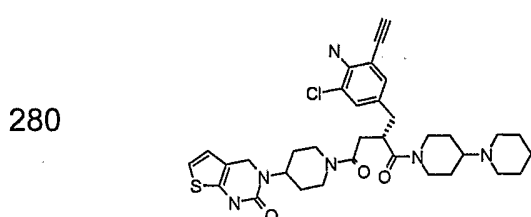
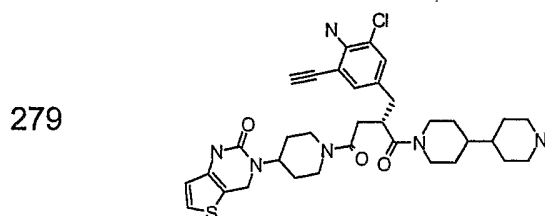
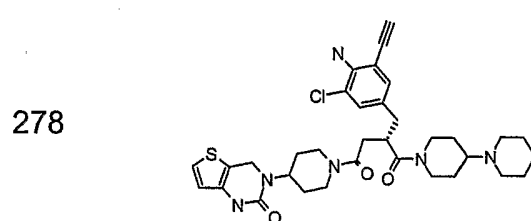
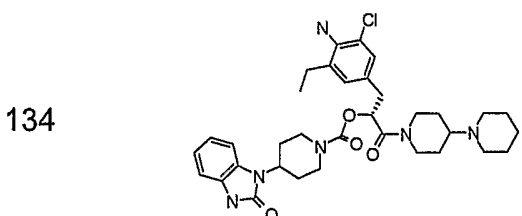
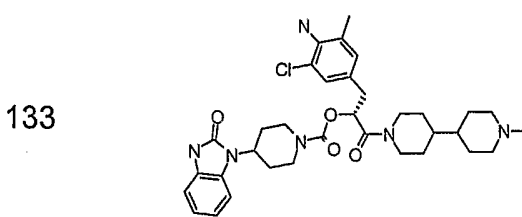
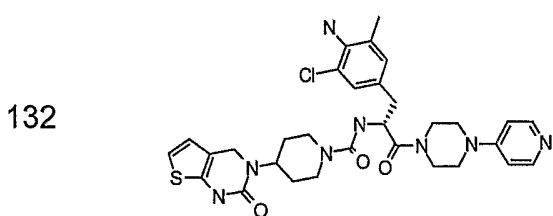
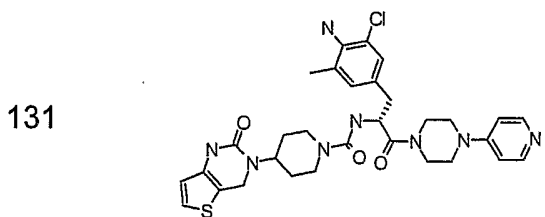
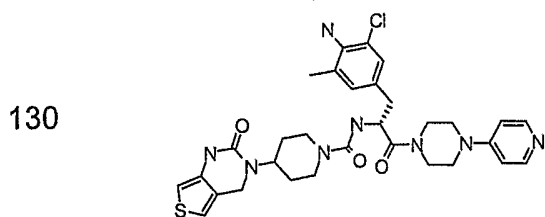
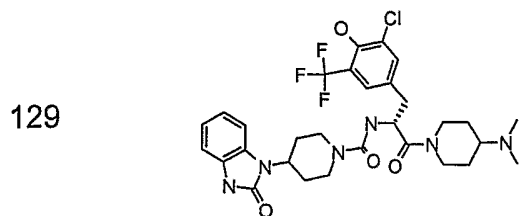
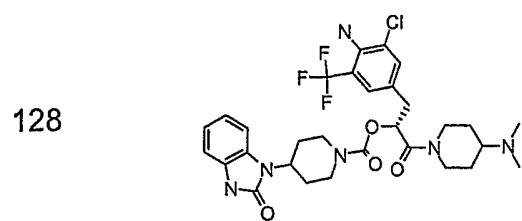
120



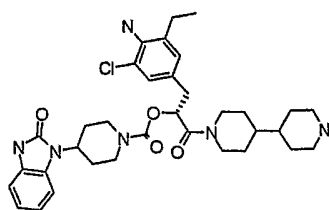
270



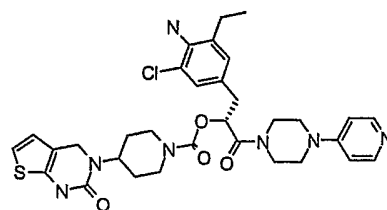




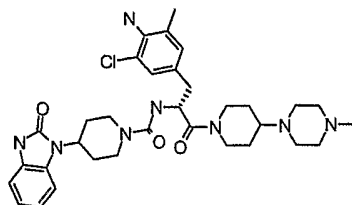
135



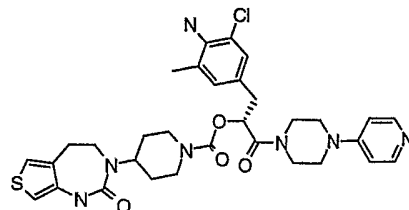
285



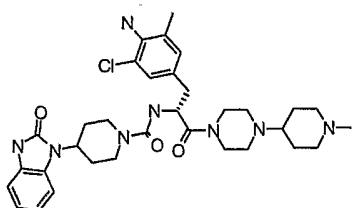
136



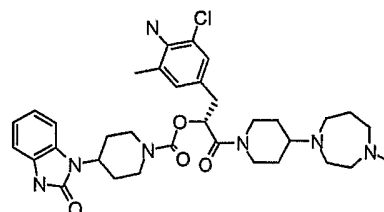
286



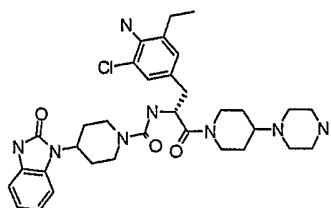
137



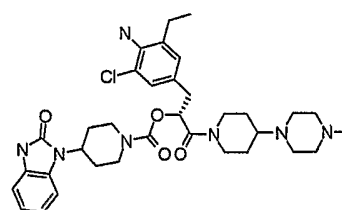
287



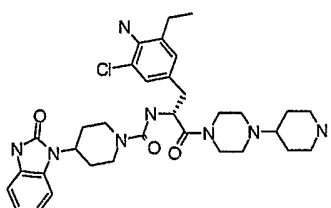
138



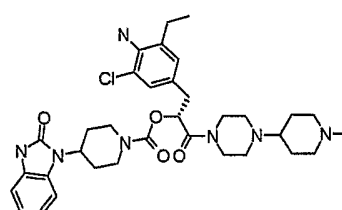
288



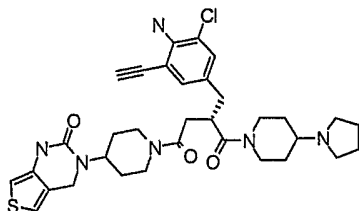
139



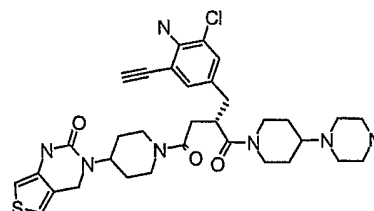
289



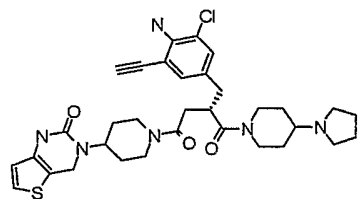
140



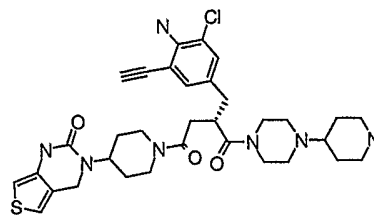
290



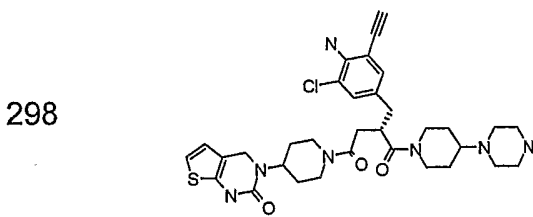
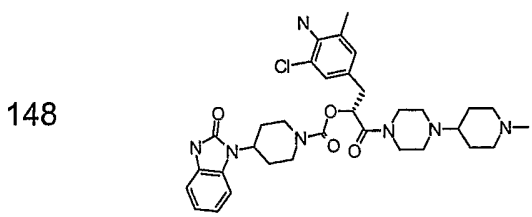
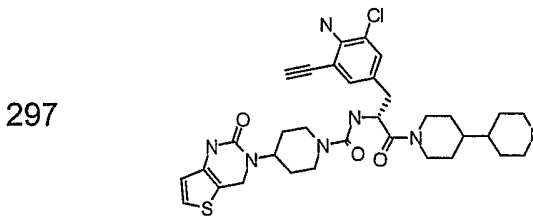
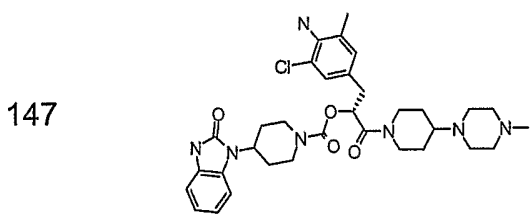
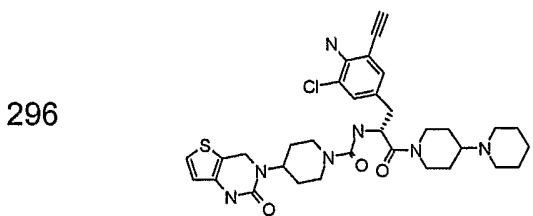
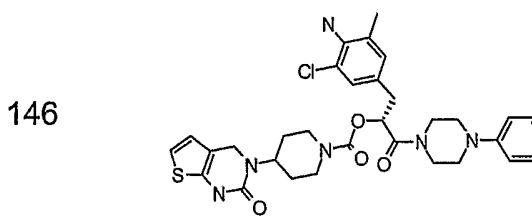
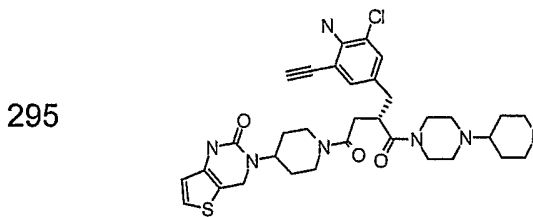
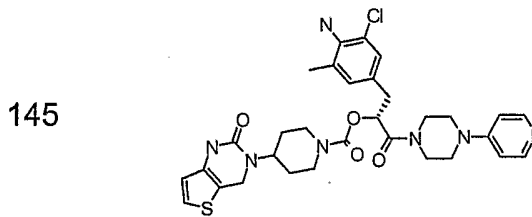
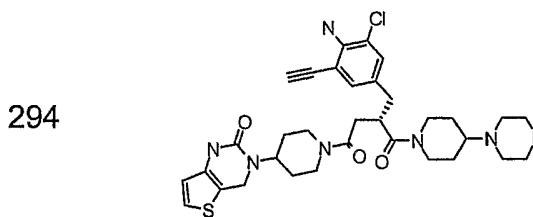
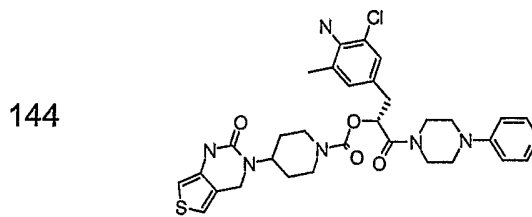
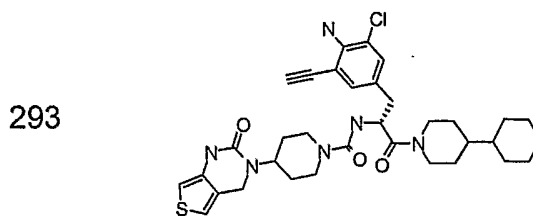
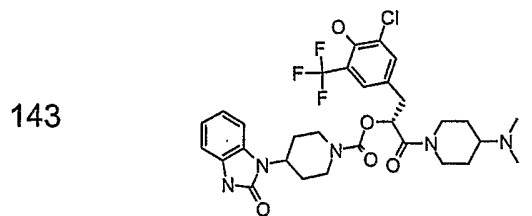
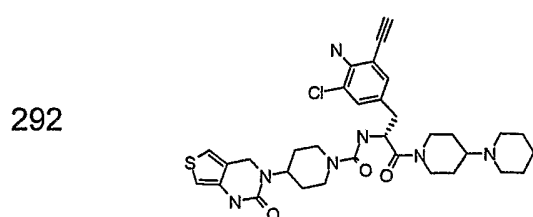
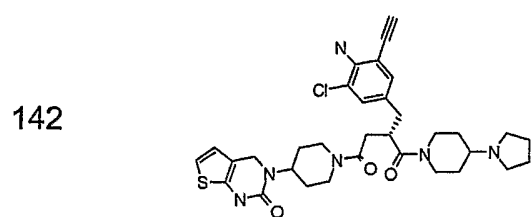
141



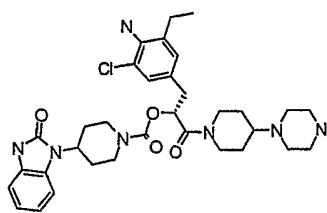
291



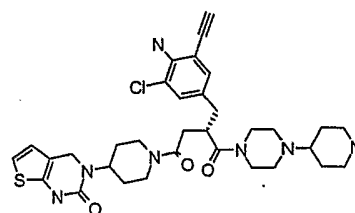




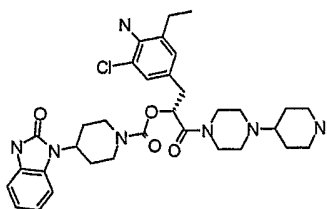
149



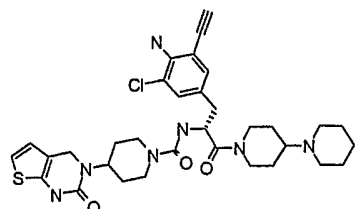
299



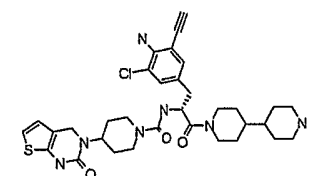
150



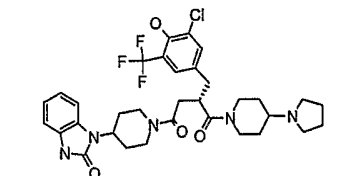
300



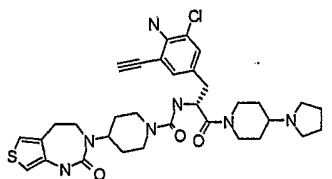
301



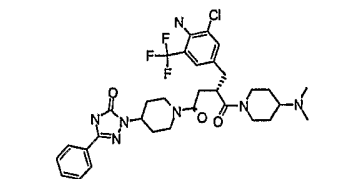
451



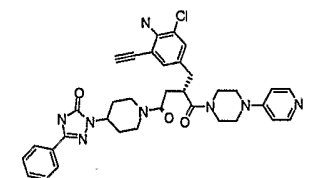
302



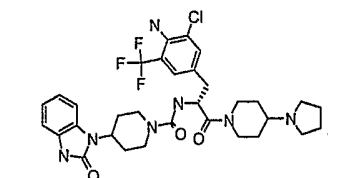
452



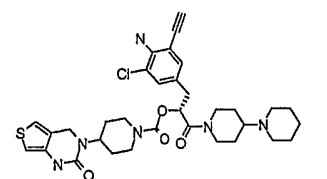
303



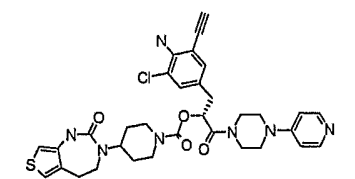
453



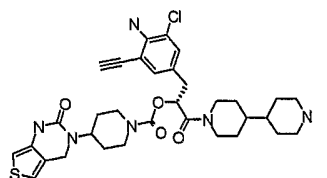
304



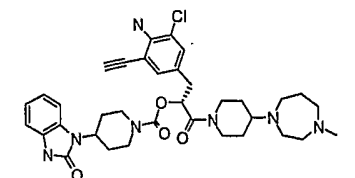
454



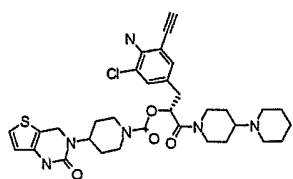
305



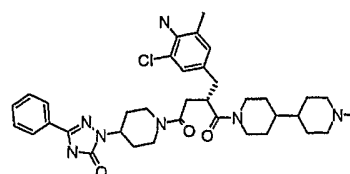
455



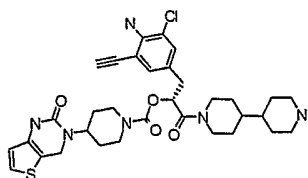
306



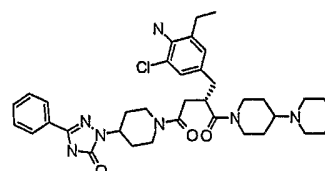
456



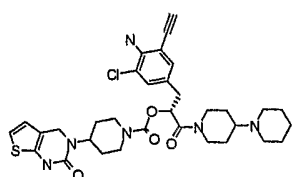
307



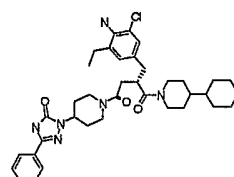
457



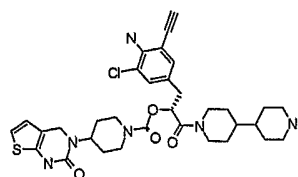
308



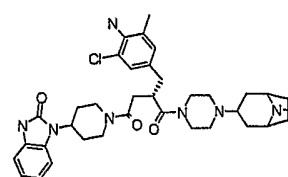
458



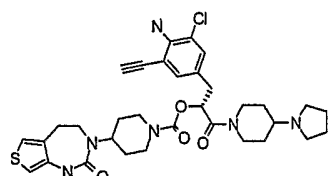
309



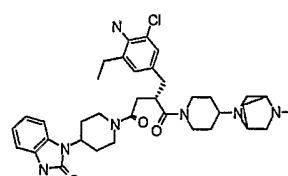
459



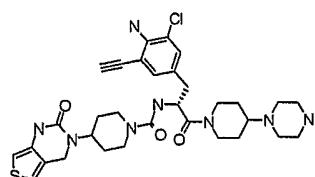
310



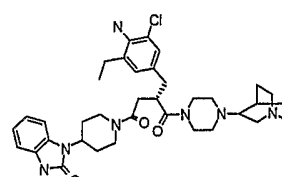
460



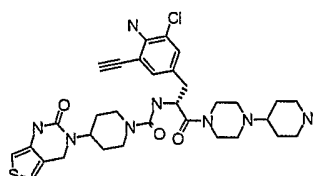
311



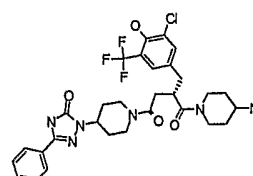
461

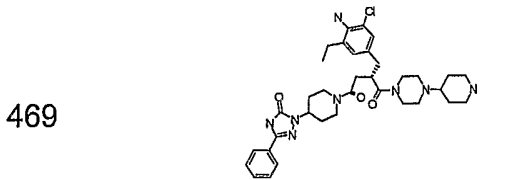
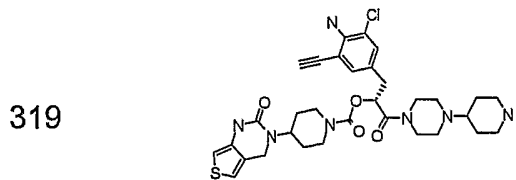
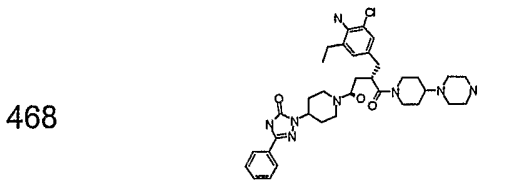
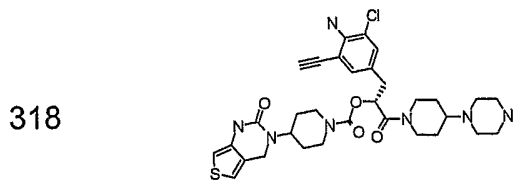
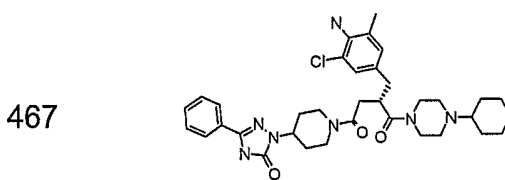
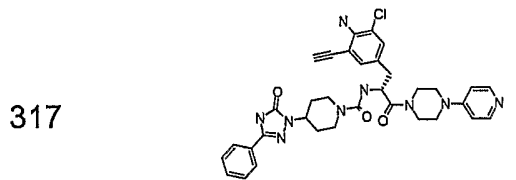
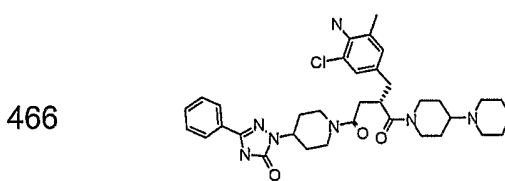
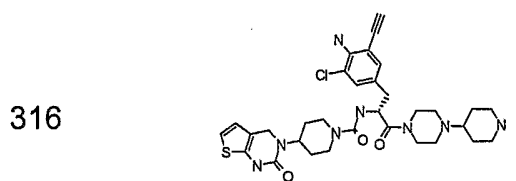
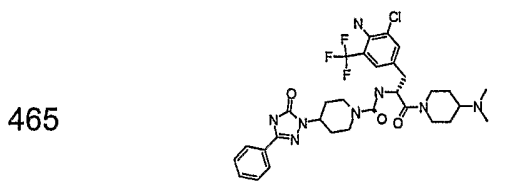
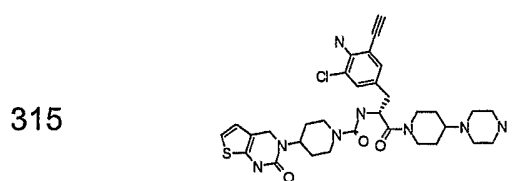
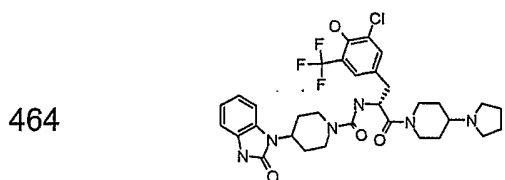
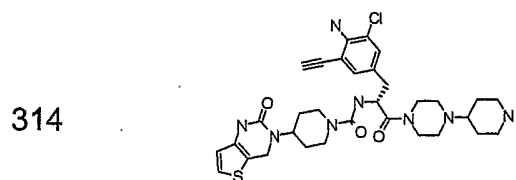
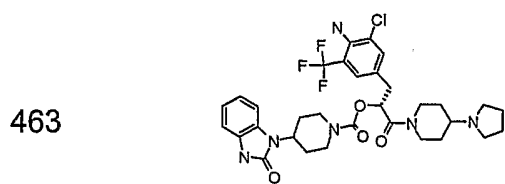
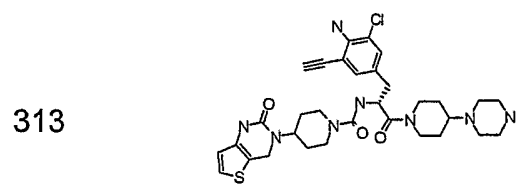


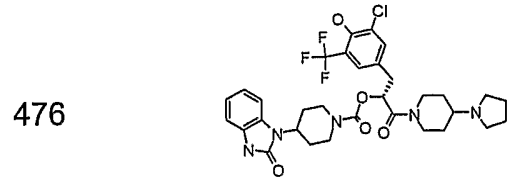
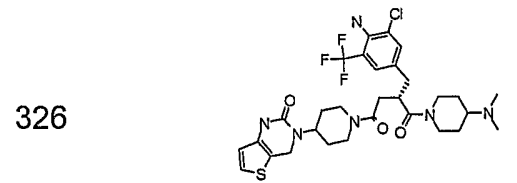
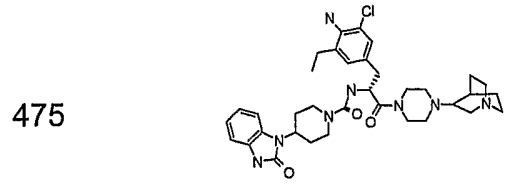
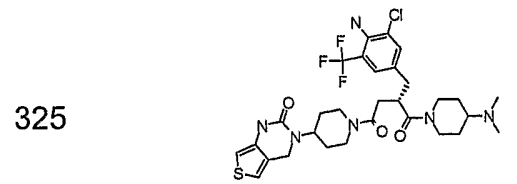
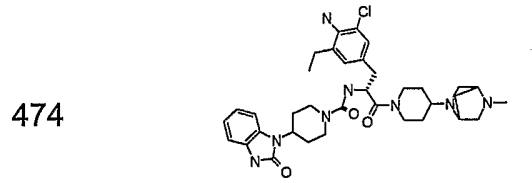
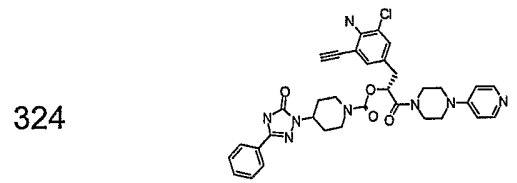
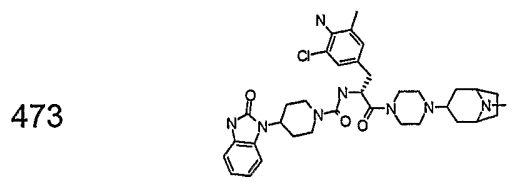
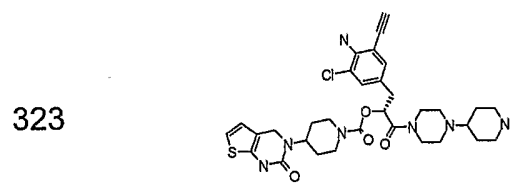
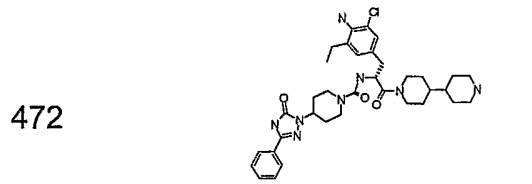
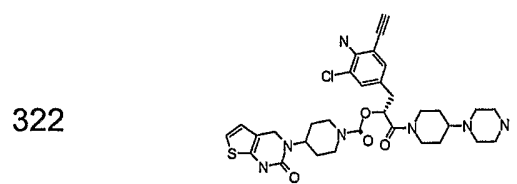
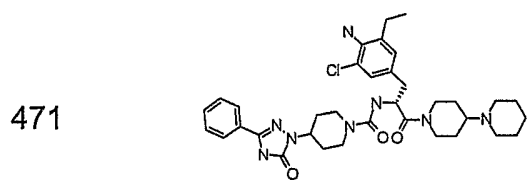
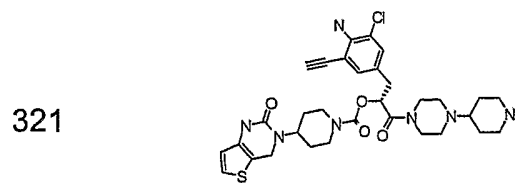
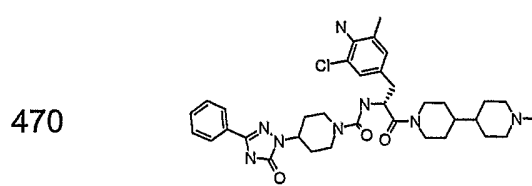
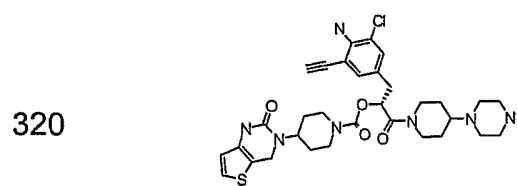
312



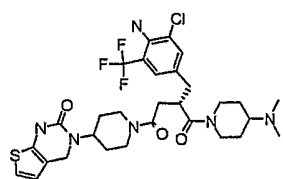
462



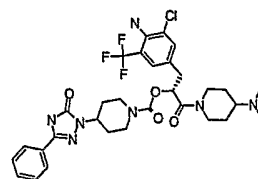




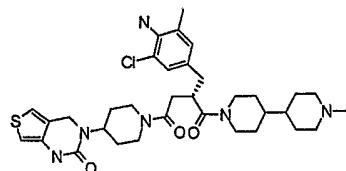
327



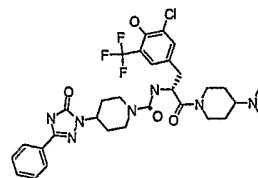
477



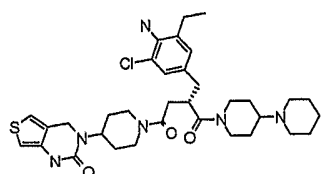
328



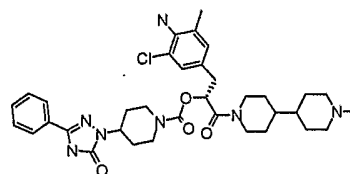
478



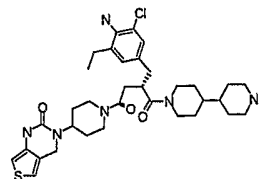
329



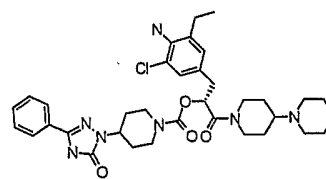
479



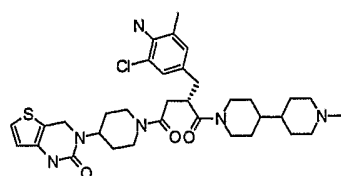
330



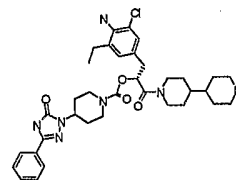
480



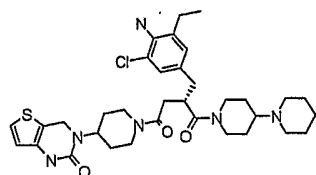
331



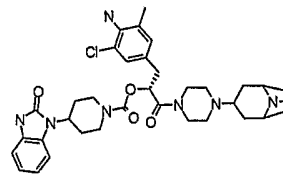
481



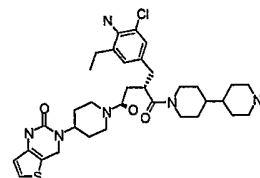
332



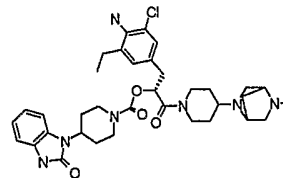
482

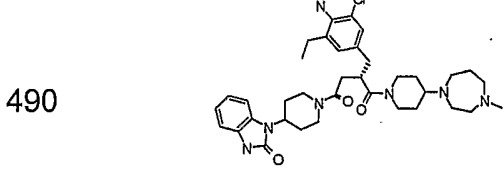
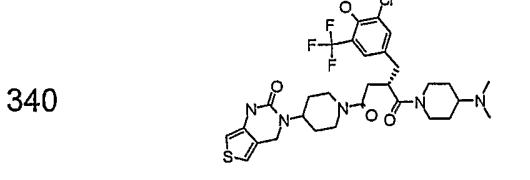
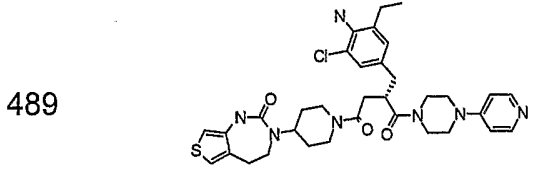
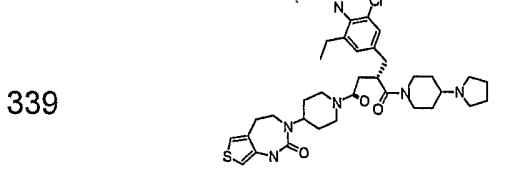
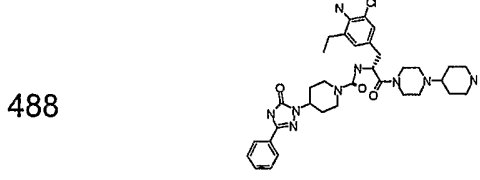
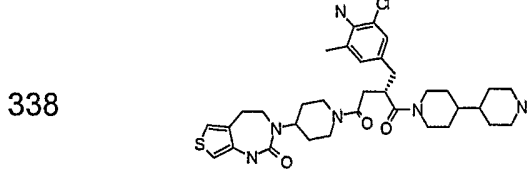
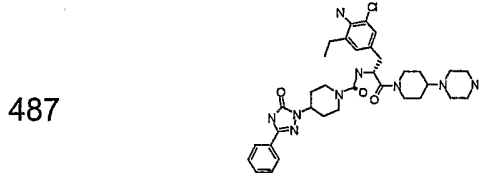
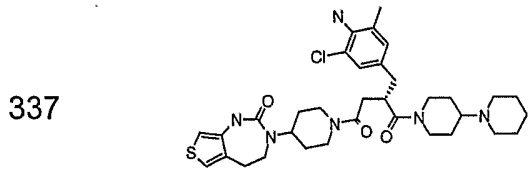
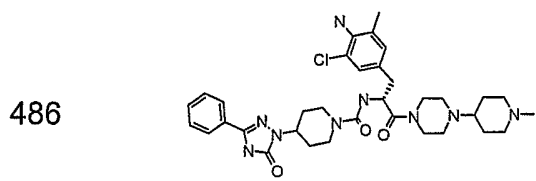
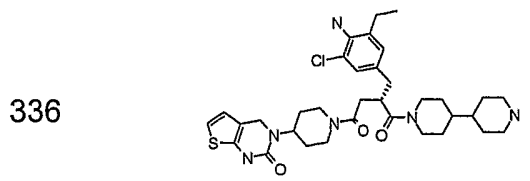
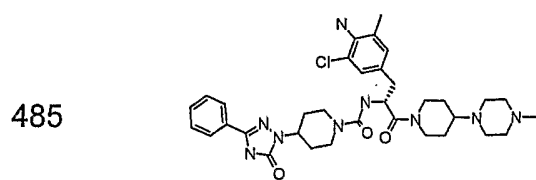
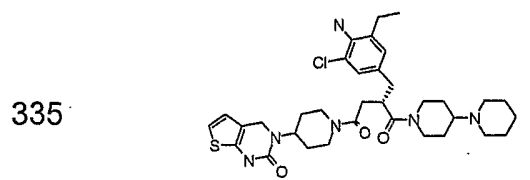
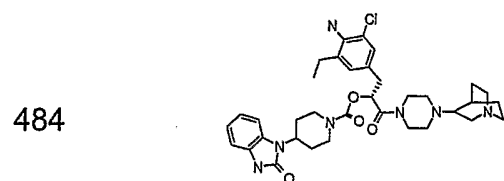
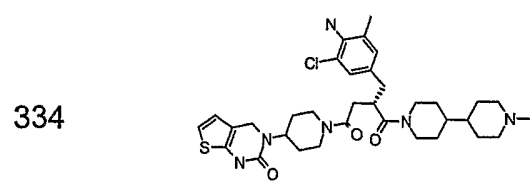


333

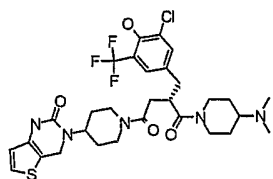


483

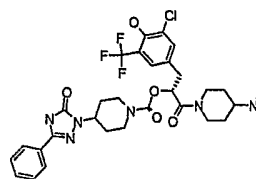




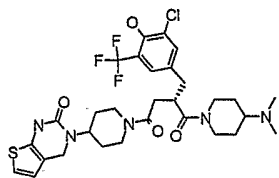
341



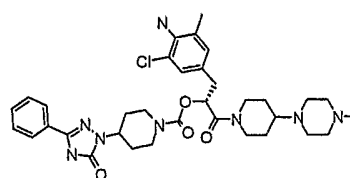
491



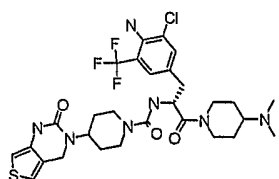
342



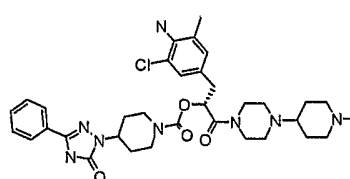
492



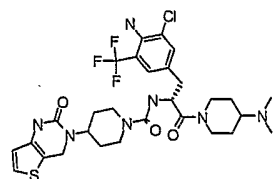
343



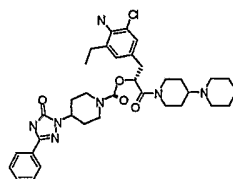
493



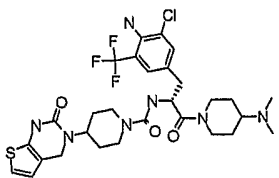
344



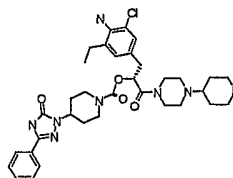
494



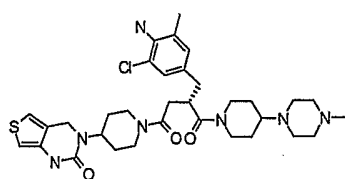
345



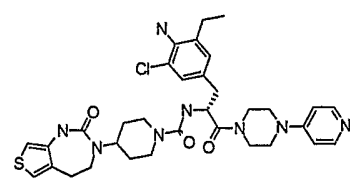
495



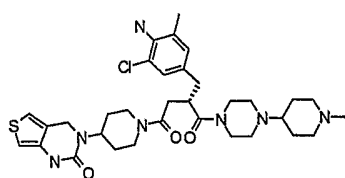
346



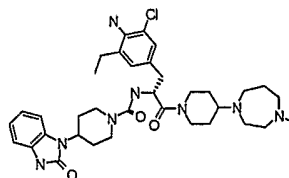
496



347

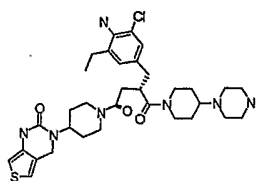


497

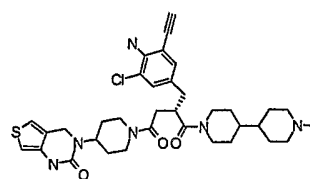




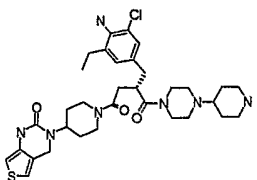
348



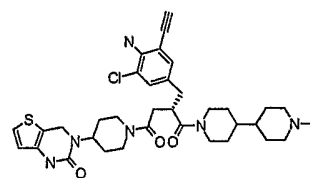
498



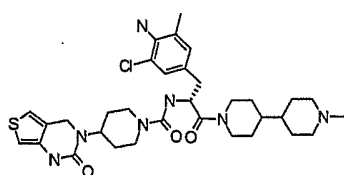
350



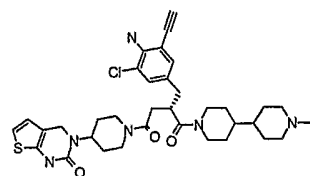
499



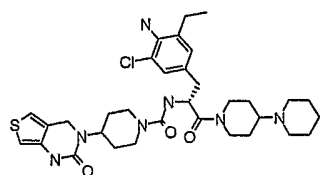
351



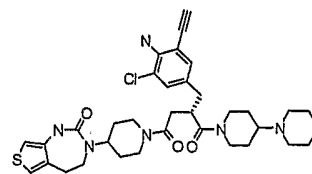
500



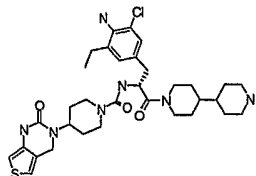
352



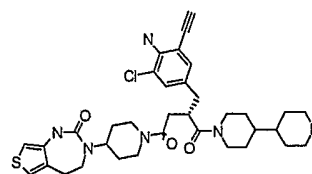
501



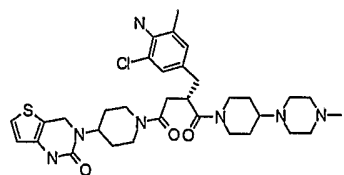
353



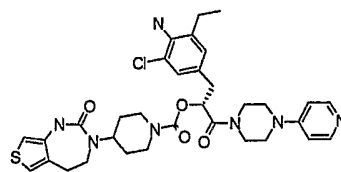
502



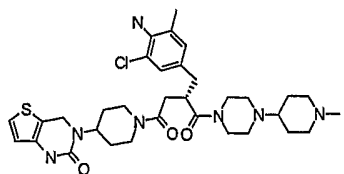
354



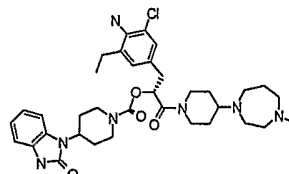
503



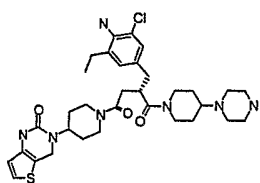
355



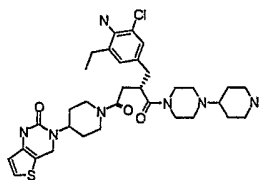
504



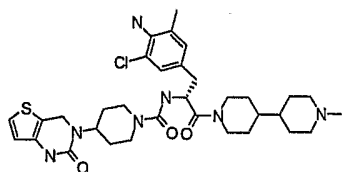
356



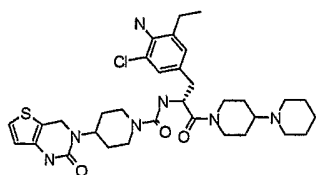
357



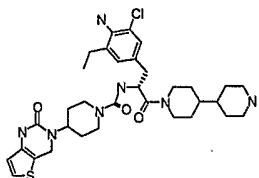
358



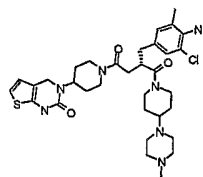
359



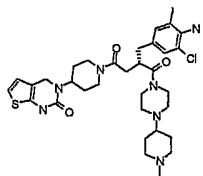
360



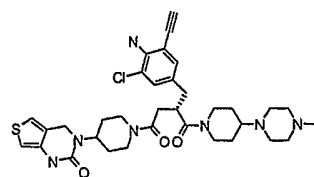
361



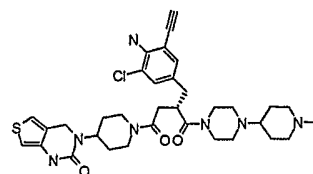
362



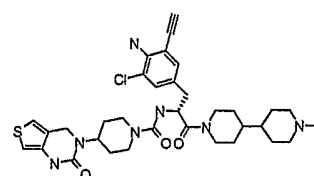
505



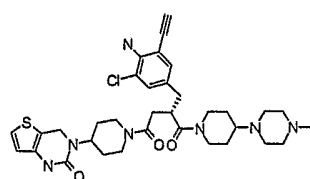
506



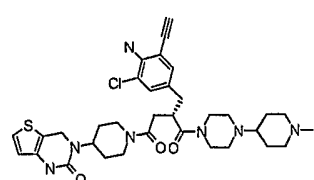
507



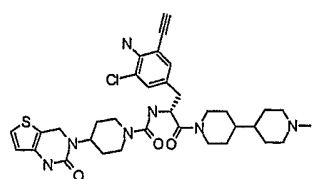
508



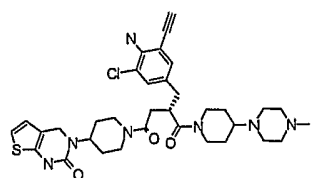
509



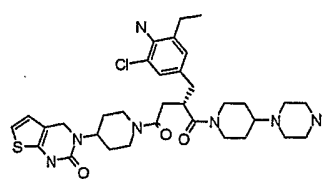
510



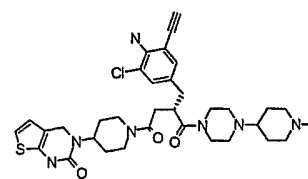
511



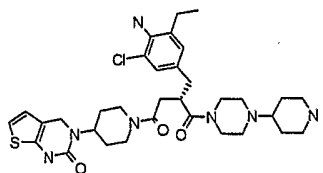
363



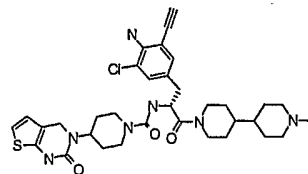
512



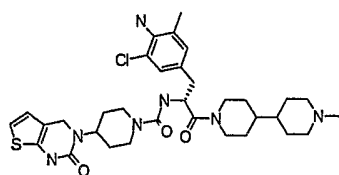
364



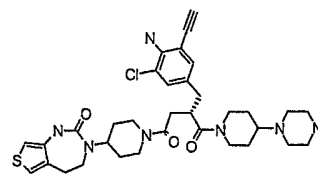
513



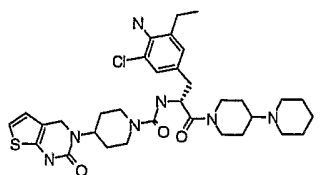
365



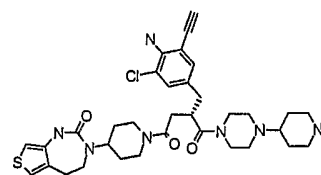
514



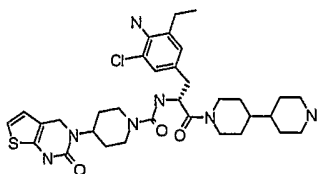
366



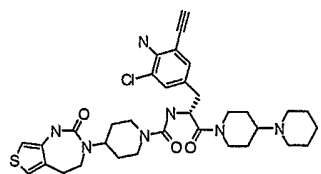
515



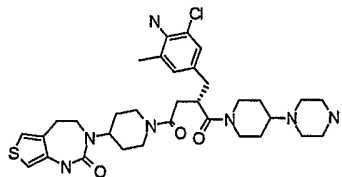
367



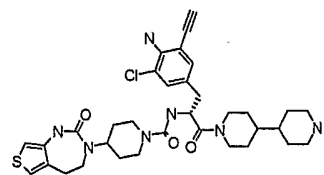
516



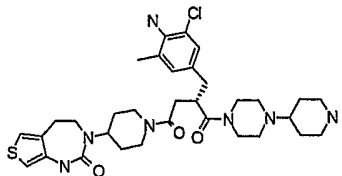
368



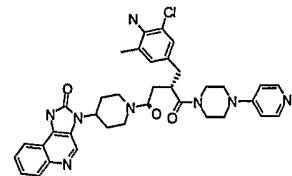
517



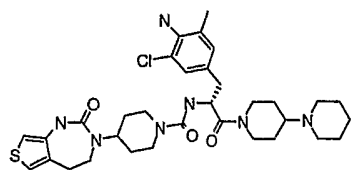
369



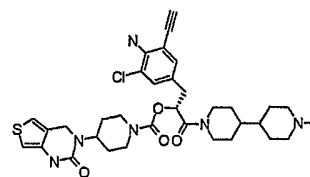
518



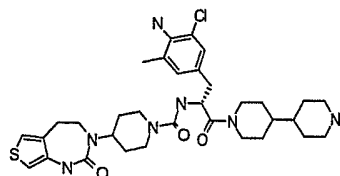
370



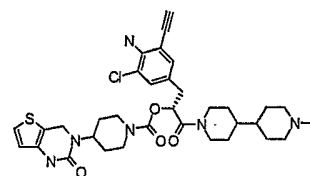
519



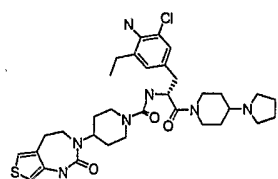
371



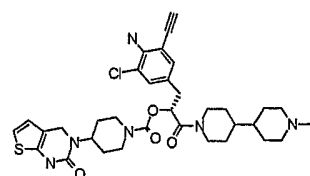
520



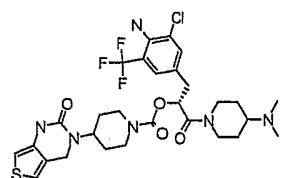
372



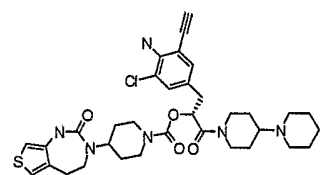
521



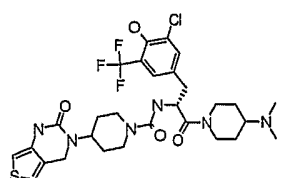
373



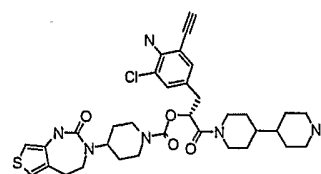
522



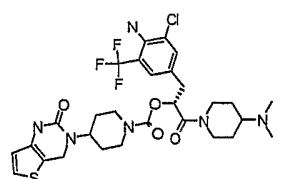
374



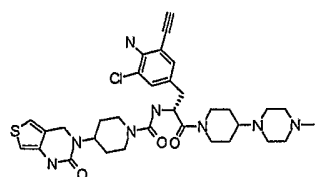
523



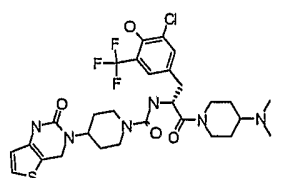
375



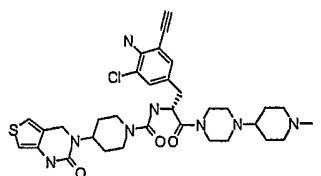
524



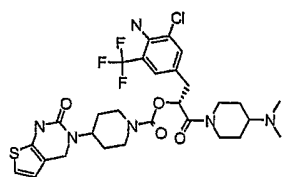
376



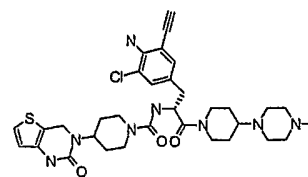
525



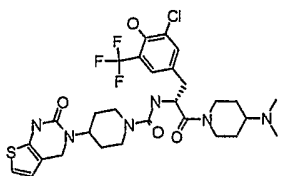
377



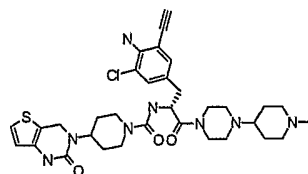
526



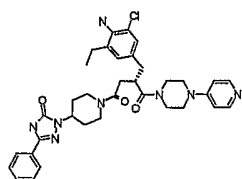
378



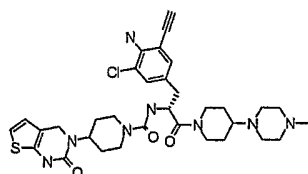
527



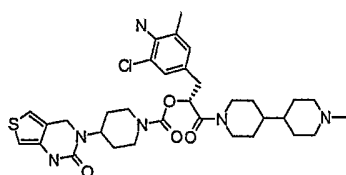
379



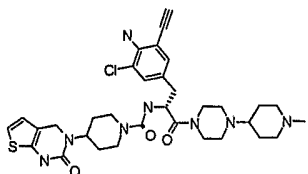
528



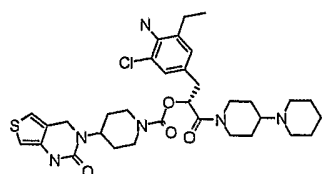
380



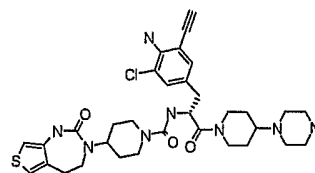
529



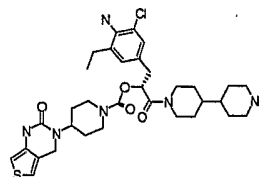
381



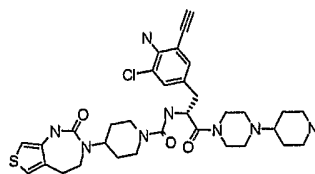
530



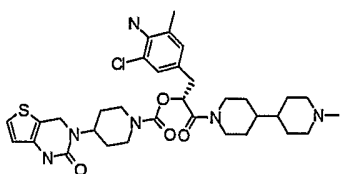
382



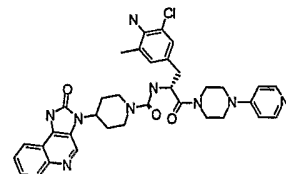
531



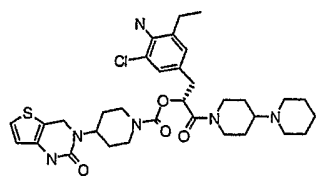
383



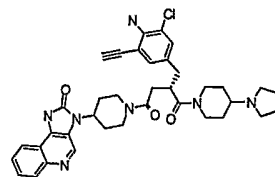
532



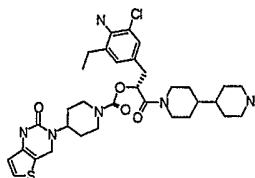
384



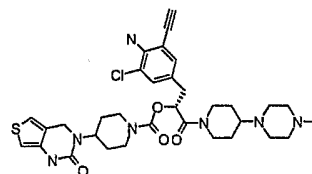
533



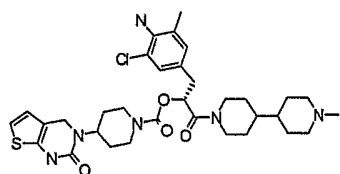
385



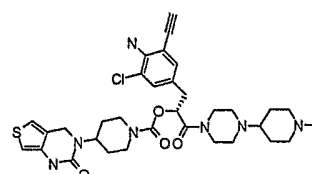
534



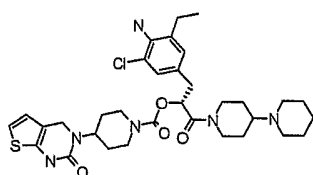
386



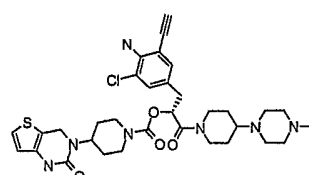
535



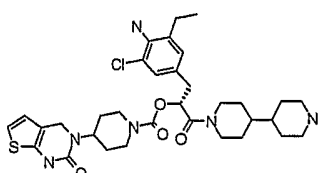
387



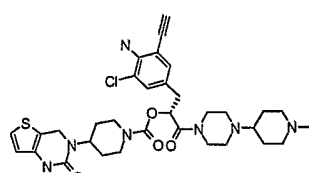
536



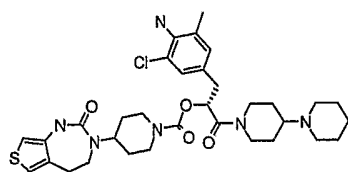
388



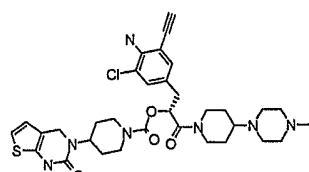
537



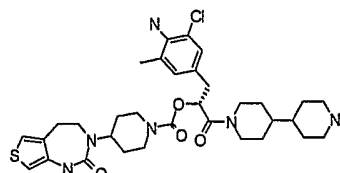
389



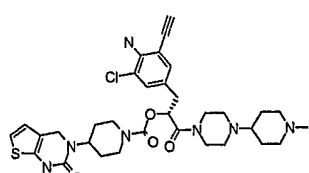
538



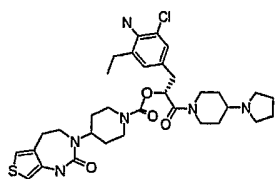
390



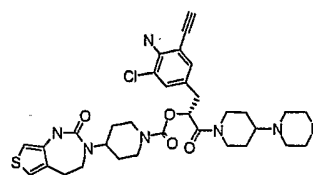
539



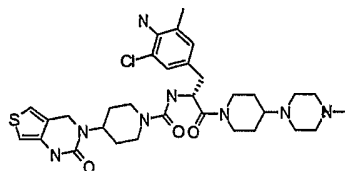
391



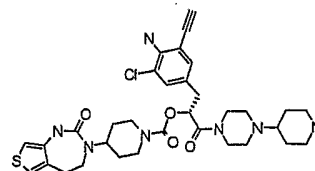
540



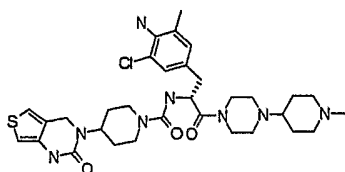
392



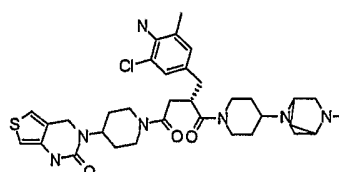
541



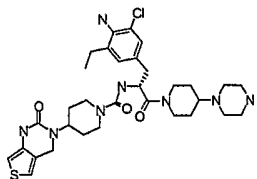
393



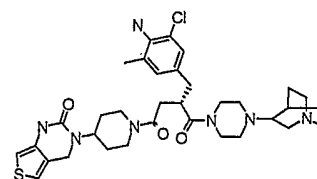
542



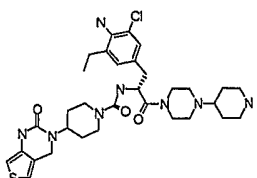
394



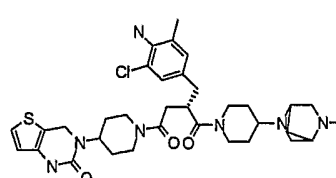
543



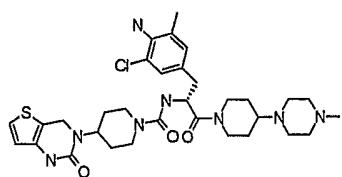
395



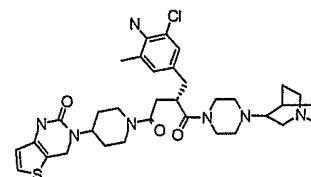
544



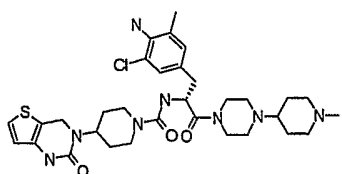
396



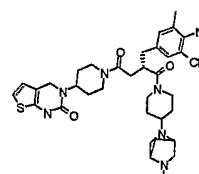
545

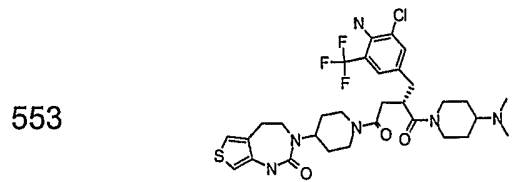
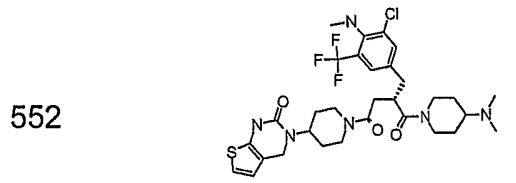
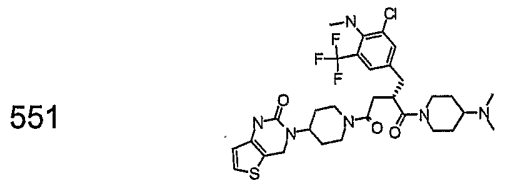
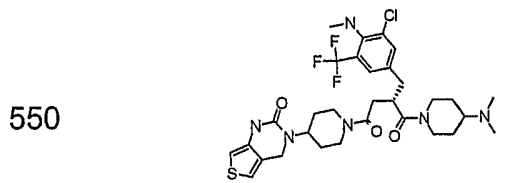
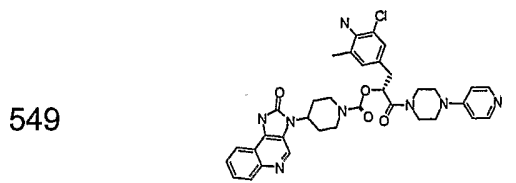
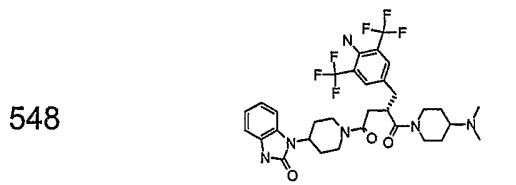
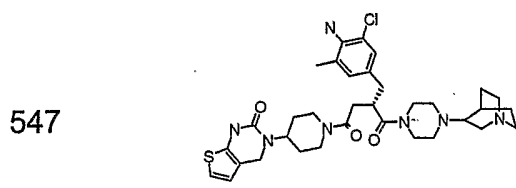
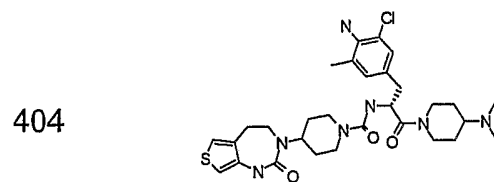
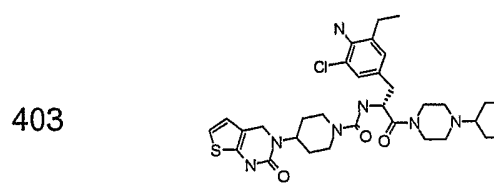
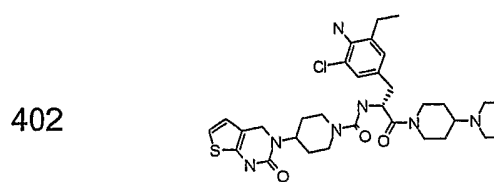
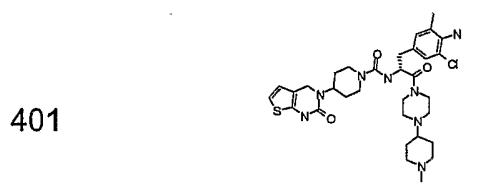
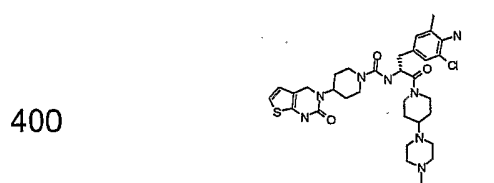
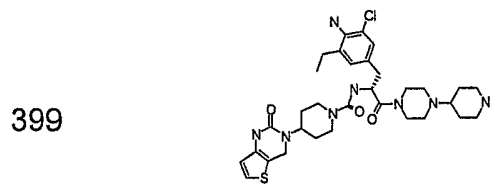
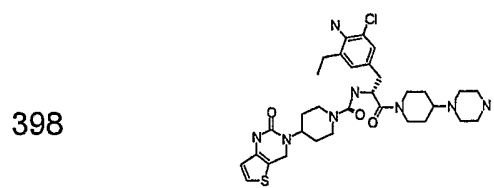


397



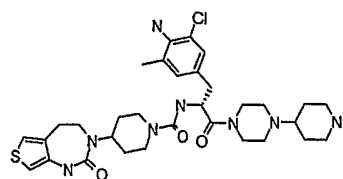
546



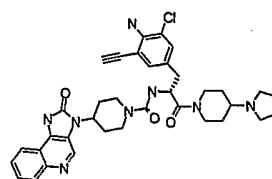




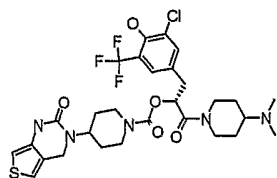
405



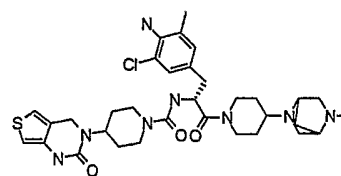
554



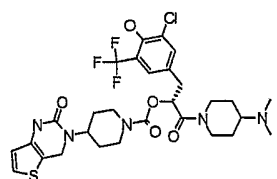
406



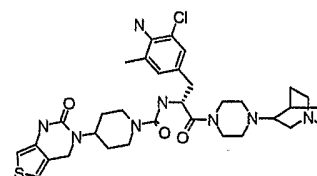
555



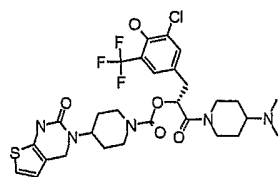
407



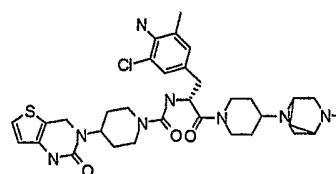
556



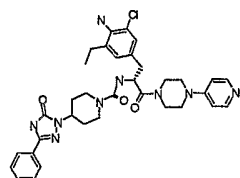
408



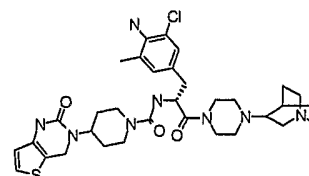
557



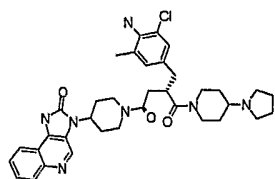
409



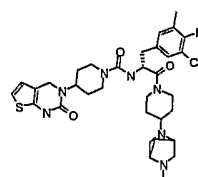
558



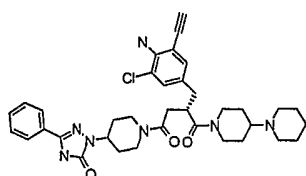
410



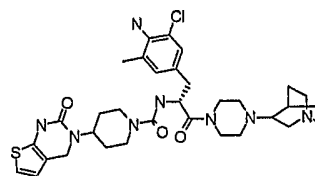
559

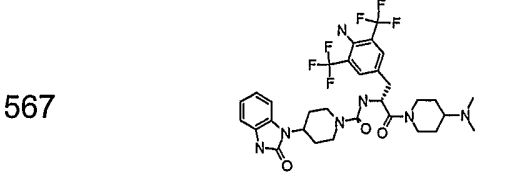
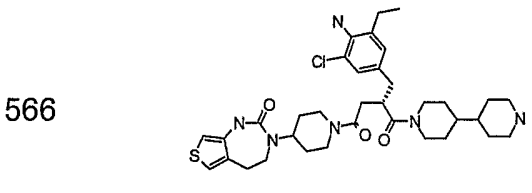
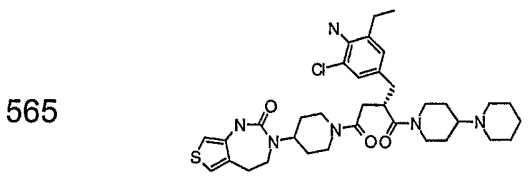
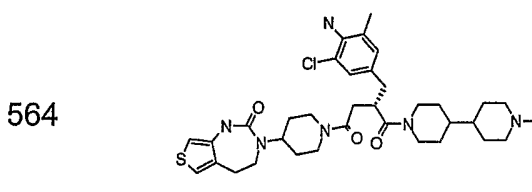
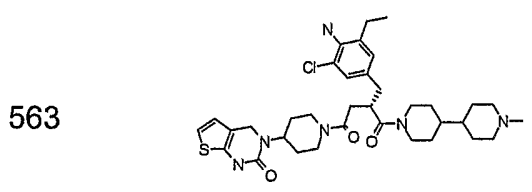
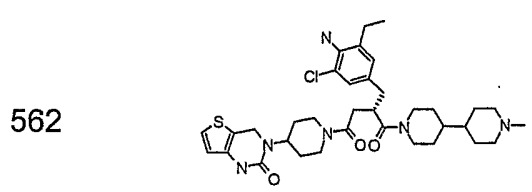
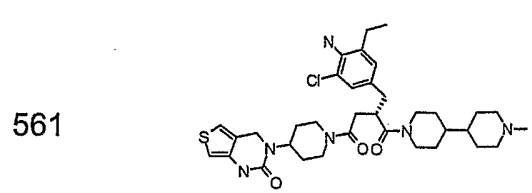
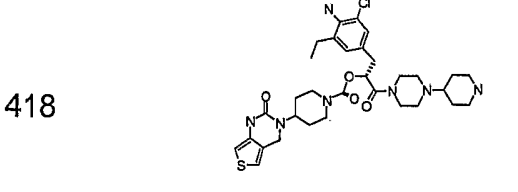
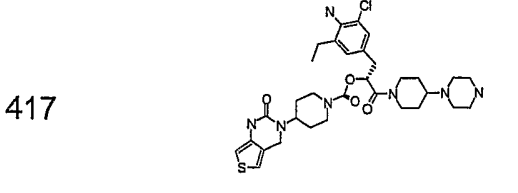
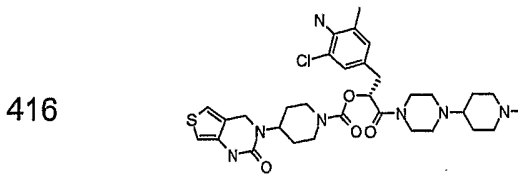
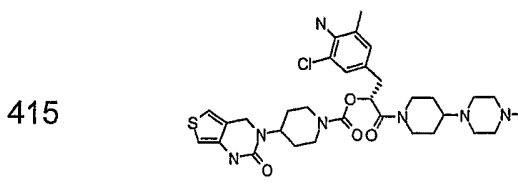
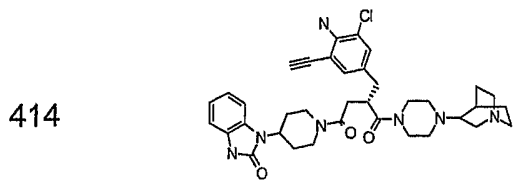
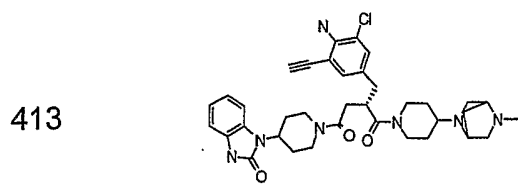
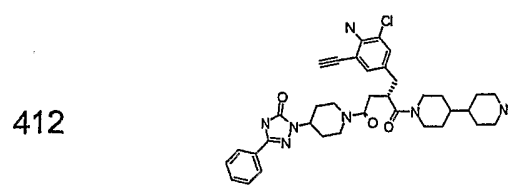


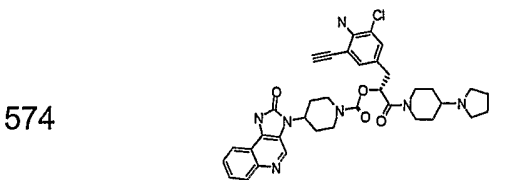
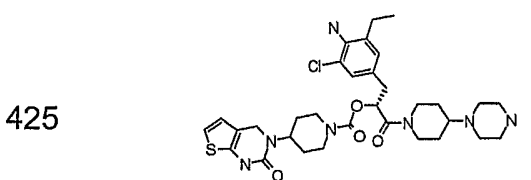
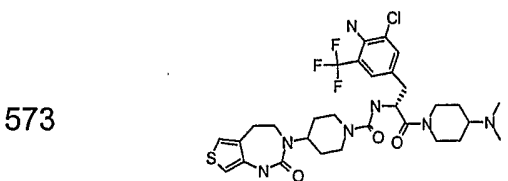
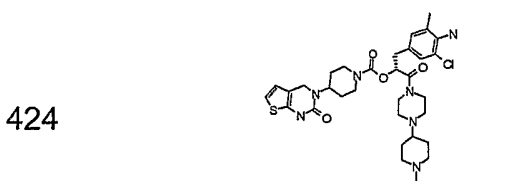
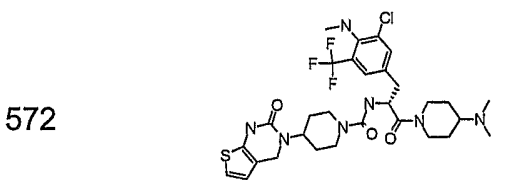
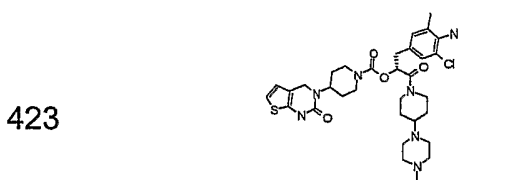
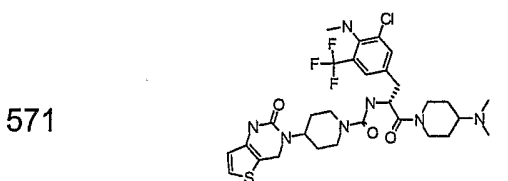
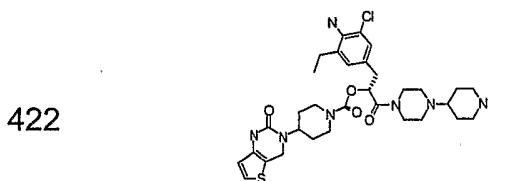
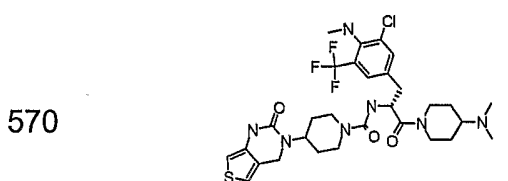
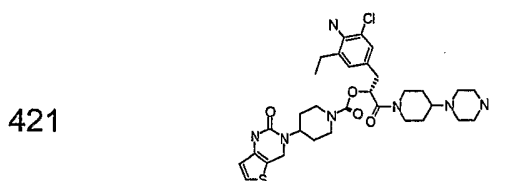
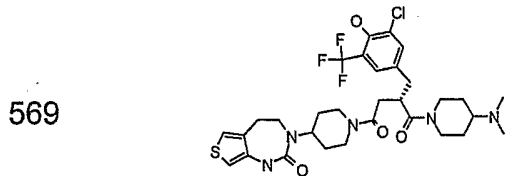
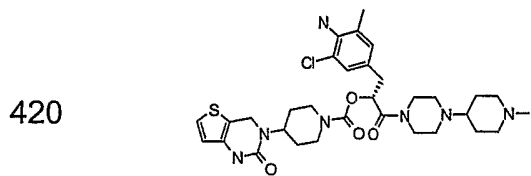
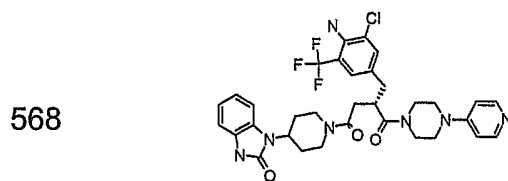
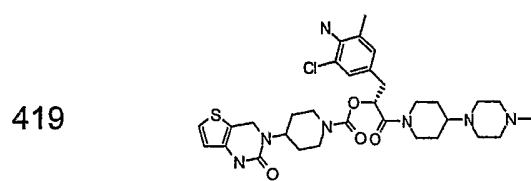
411



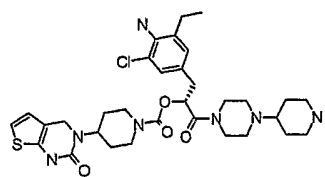
560



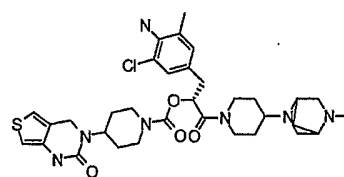




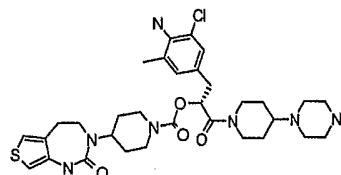
426



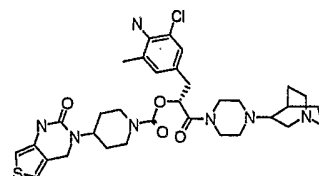
575



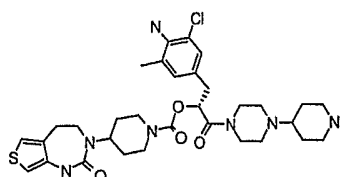
427



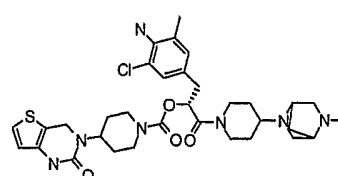
576



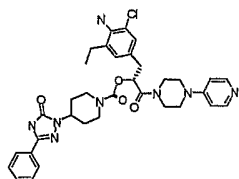
428



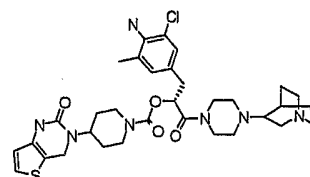
577



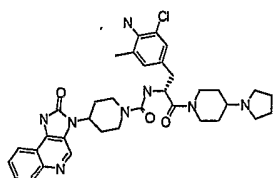
429



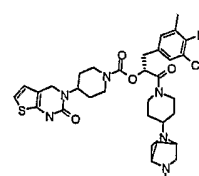
578



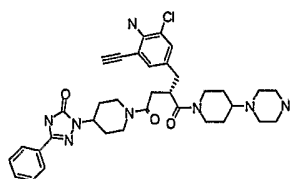
430



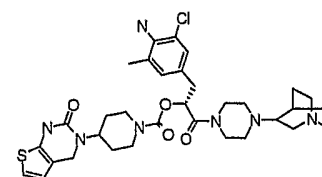
579



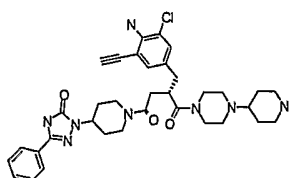
431



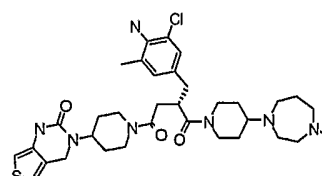
580



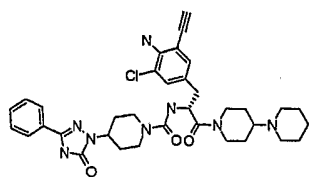
432



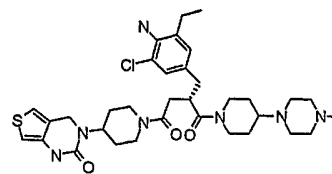
581



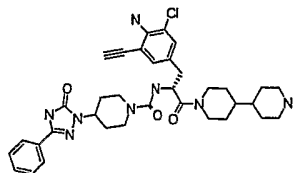
433



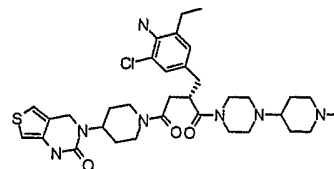
582



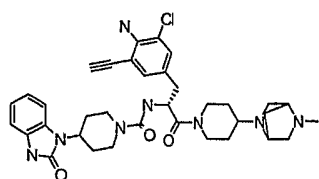
434



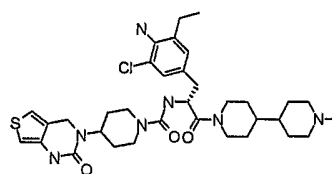
583



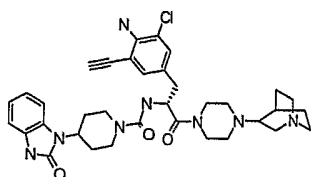
435



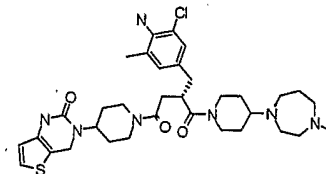
584



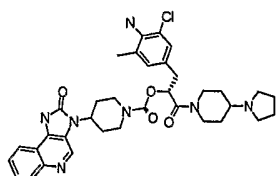
436



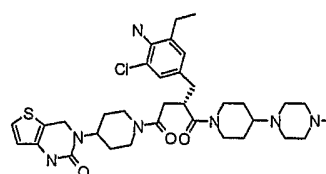
585



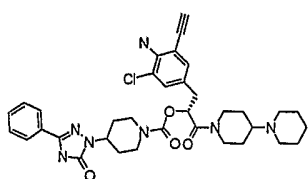
437



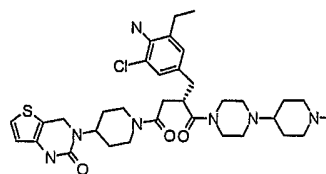
586



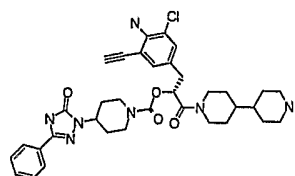
438



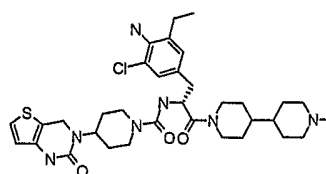
587

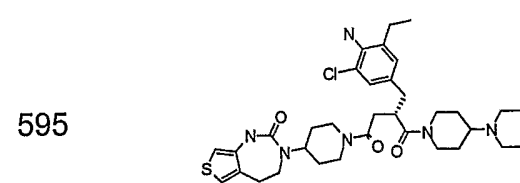
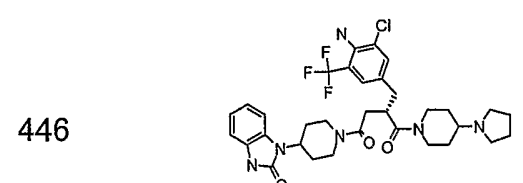
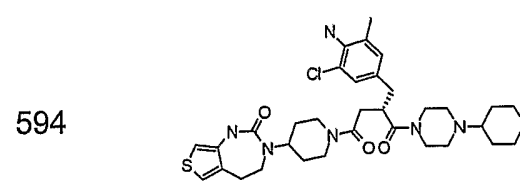
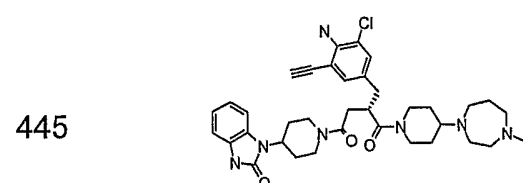
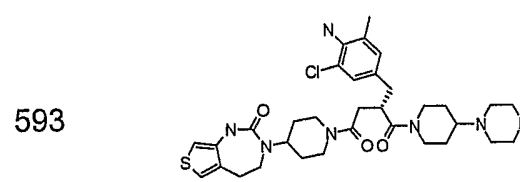
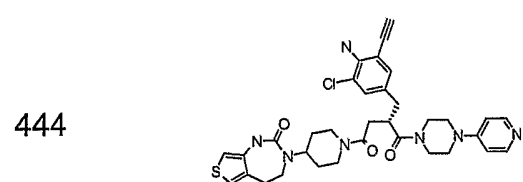
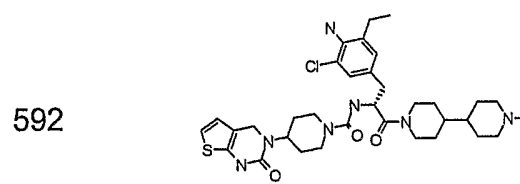
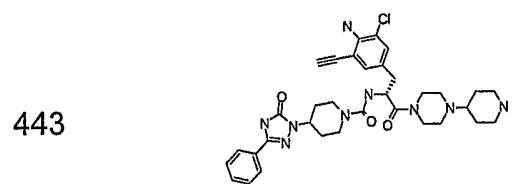
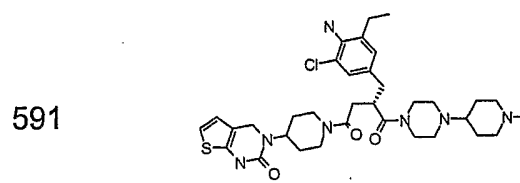
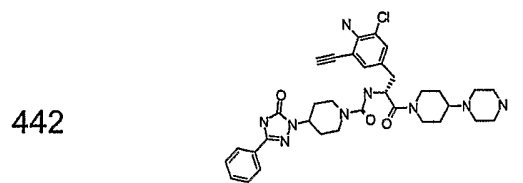
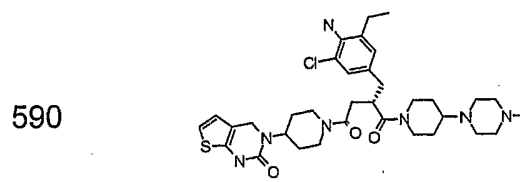
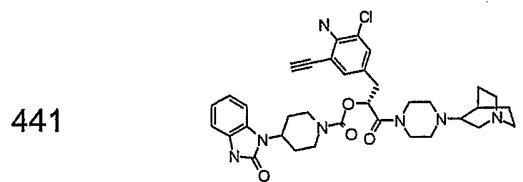
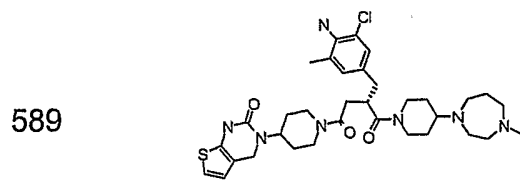
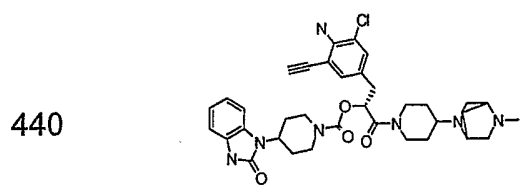


439

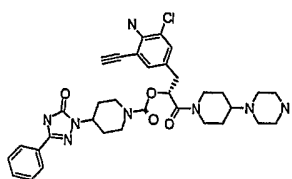


588

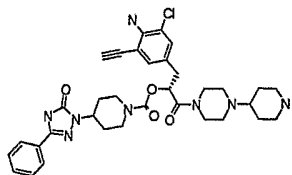




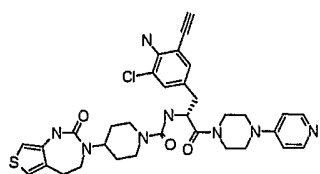
447



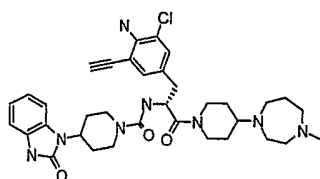
448



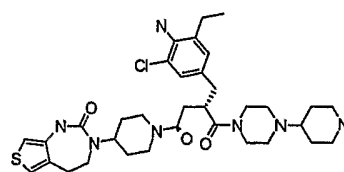
449



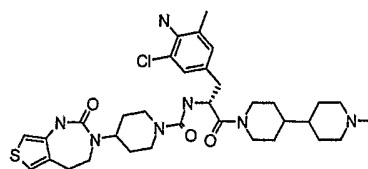
450



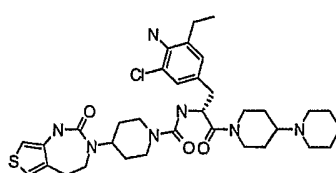
596



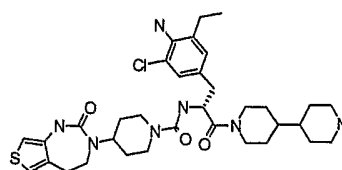
597



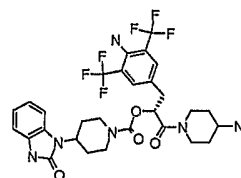
598

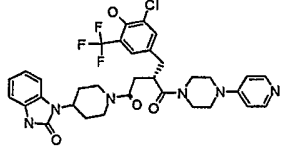
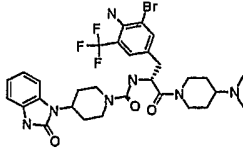
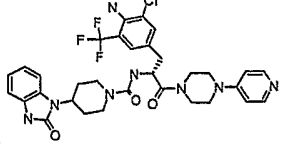
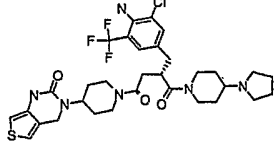
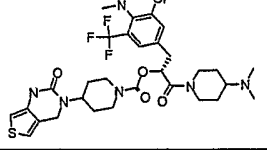
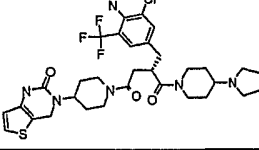
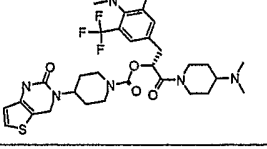
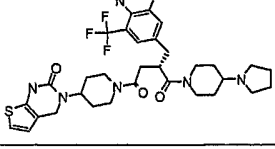
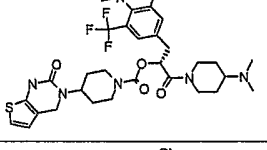
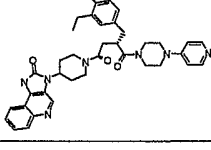
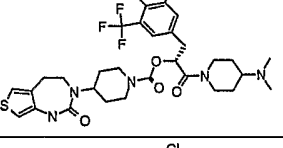
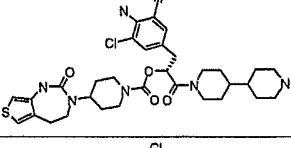
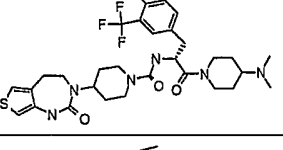
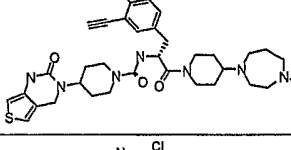
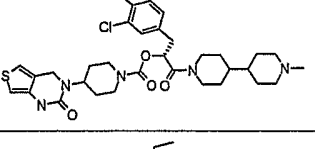
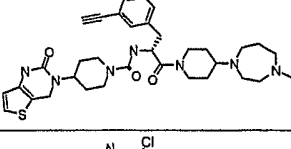
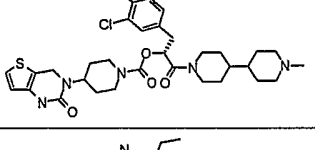
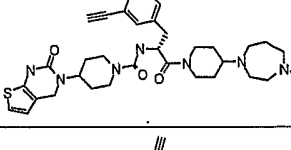
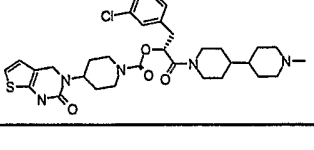
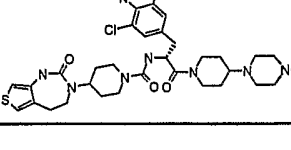


599

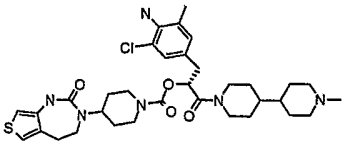
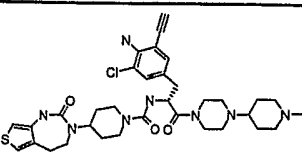
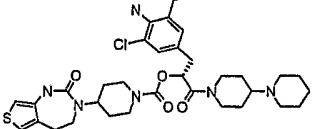
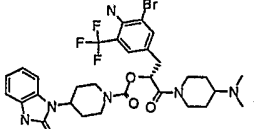
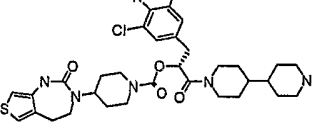
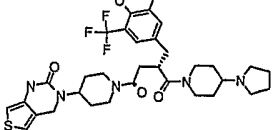
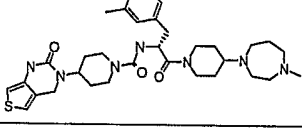
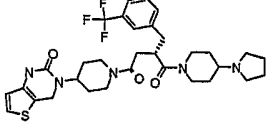
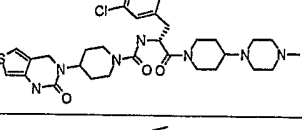
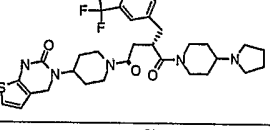
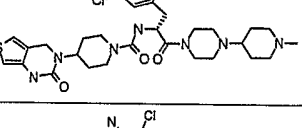
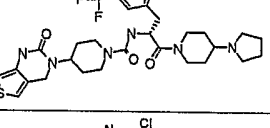
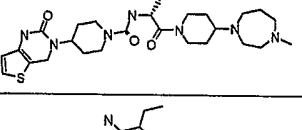
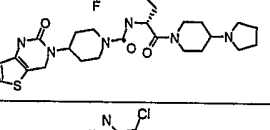
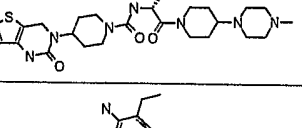
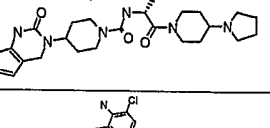
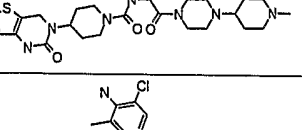
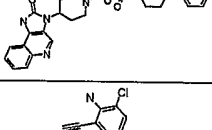
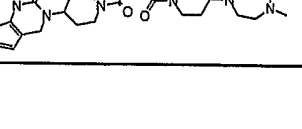
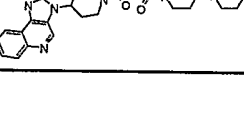


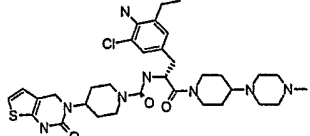
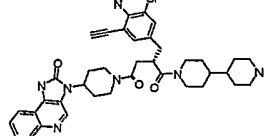
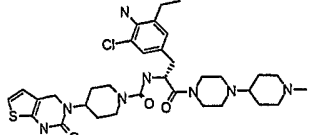
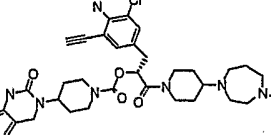
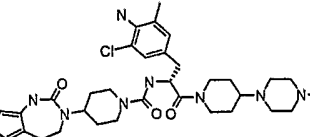
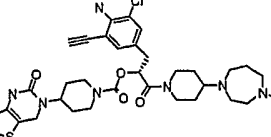
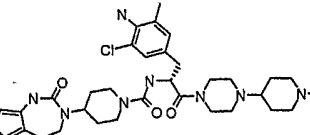
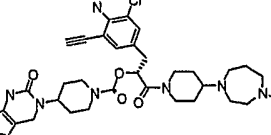
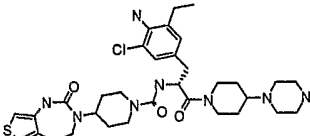
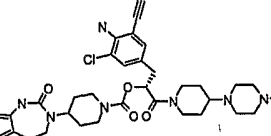
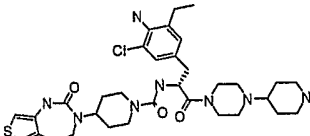
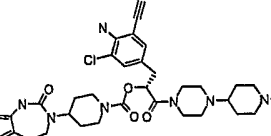
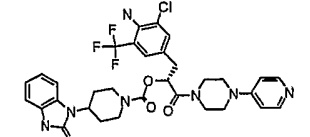
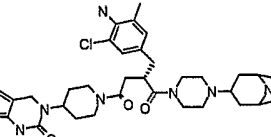
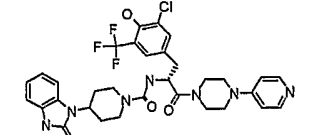
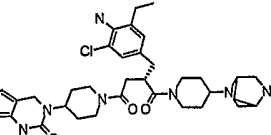
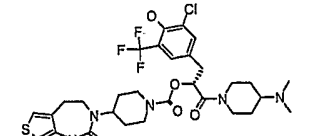
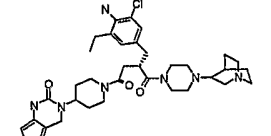
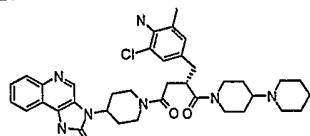
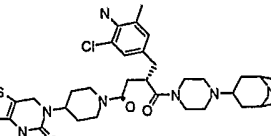
600

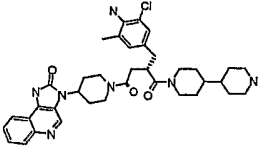
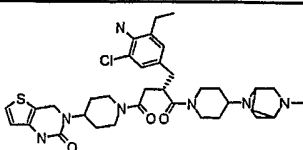
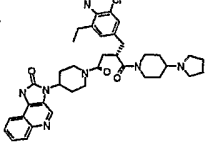
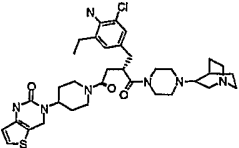
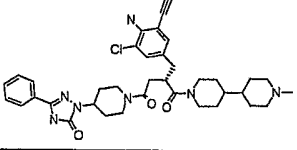
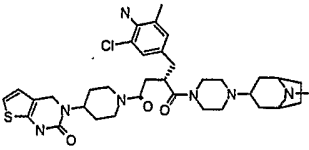
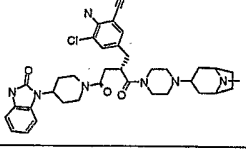
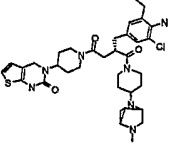
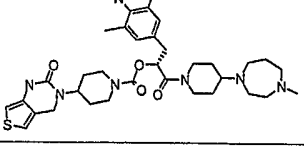
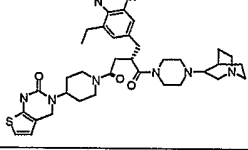
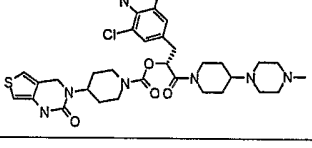
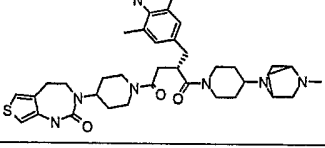
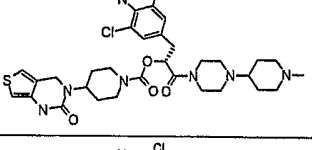
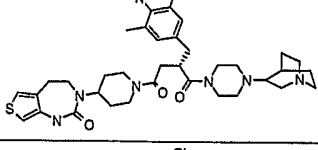
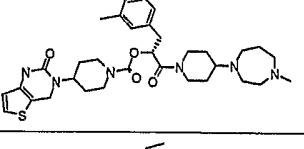
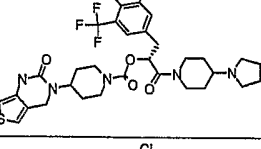
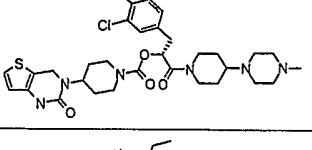
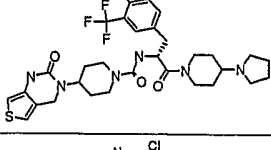
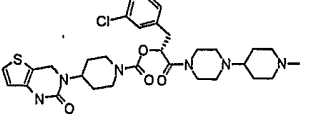
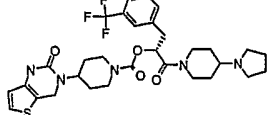


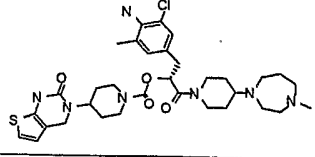
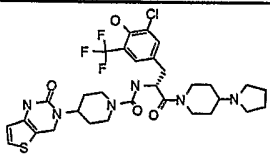
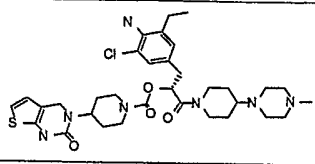
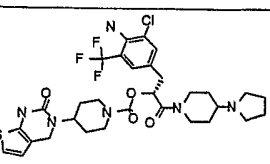
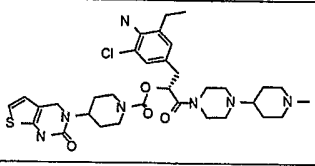
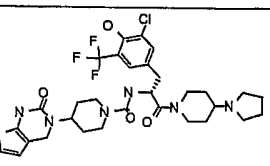
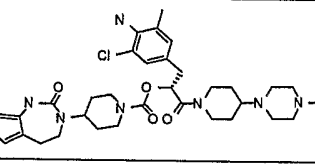
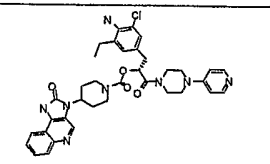
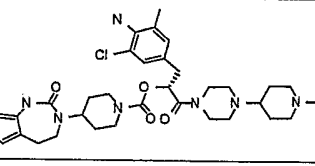
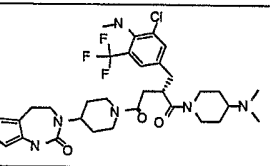
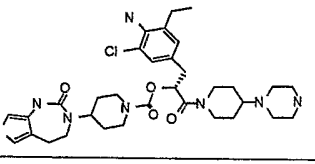
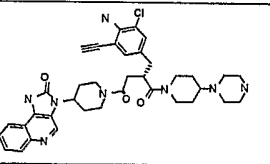
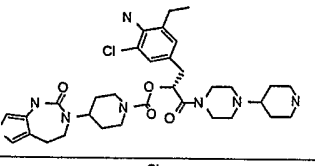
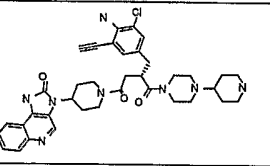
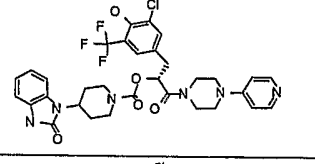
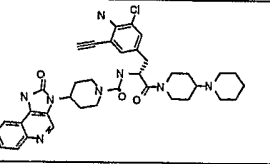
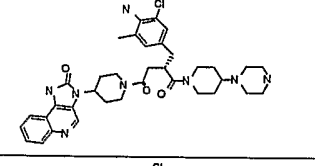
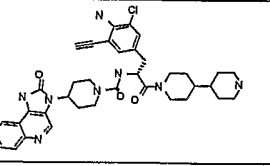
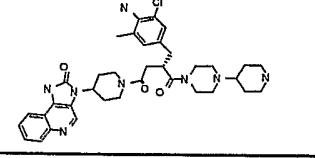
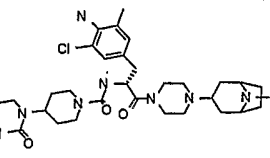
601		751	
602		752	
603		753	
604		754	
605		755	
606		756	
607		757	
608		758	
609		759	
610		760	

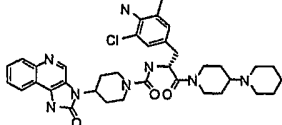
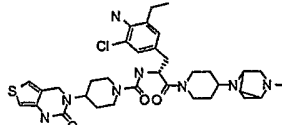
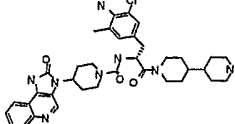
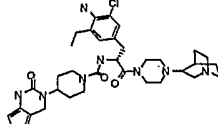
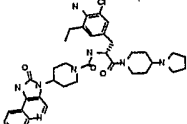
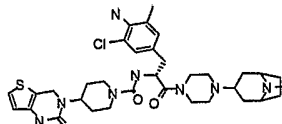
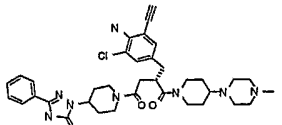
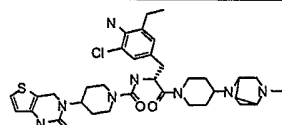
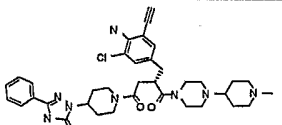
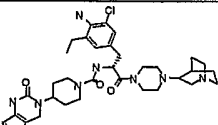
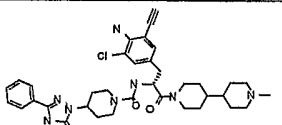
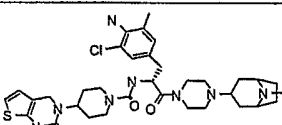
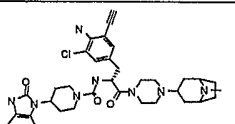
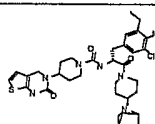
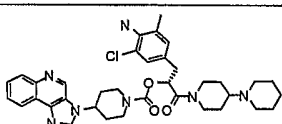
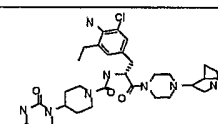
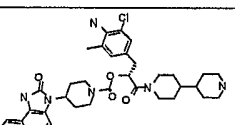
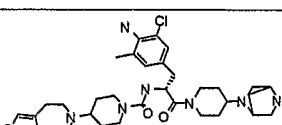
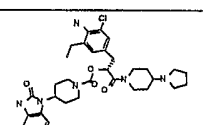
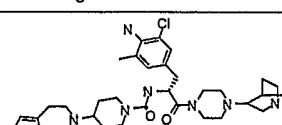


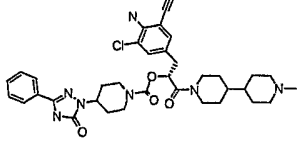
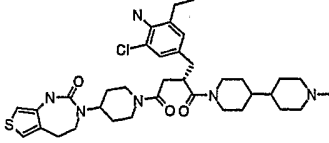
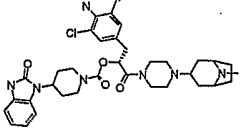
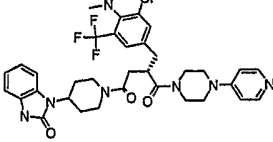
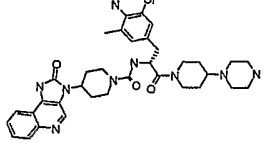
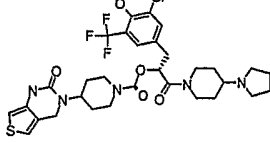
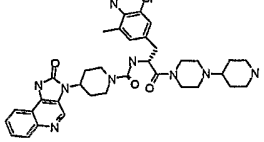
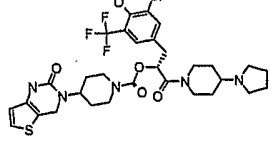
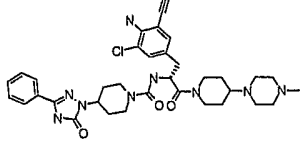
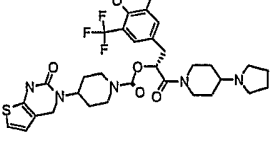
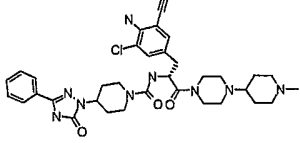
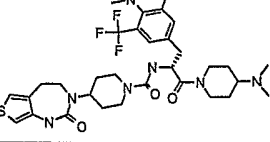
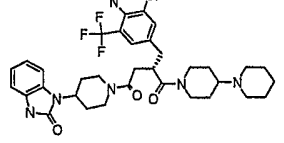
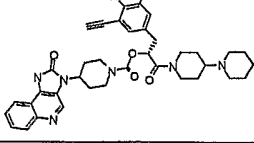
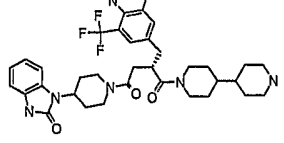
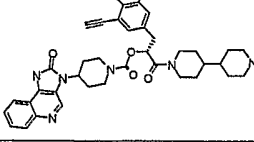
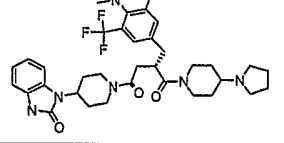
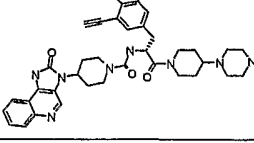
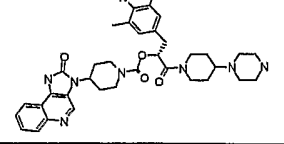
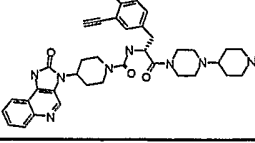
611		761	
612		762	
613		763	
614		764	
615		765	
616		766	
617		767	
618		768	
619		769	
620		770	

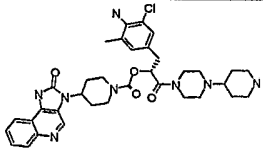
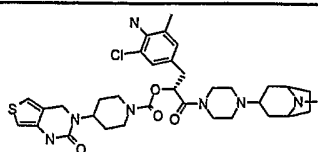
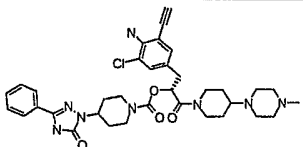
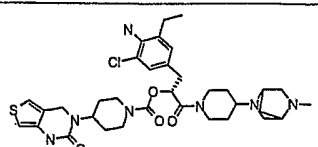
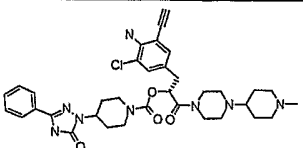
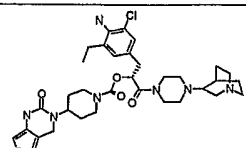
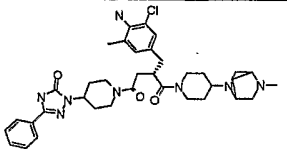
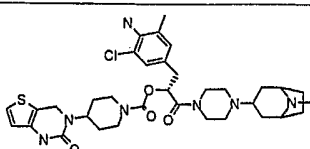
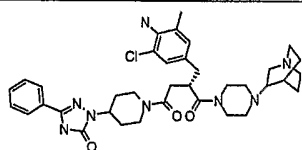
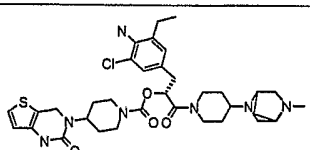
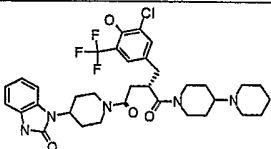
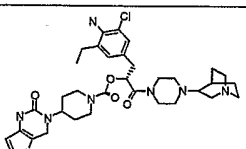
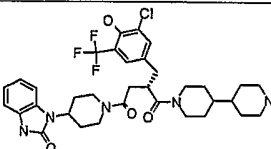
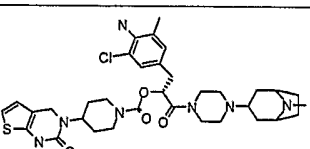
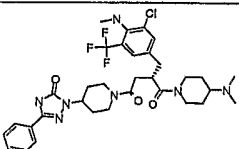
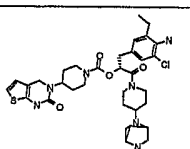
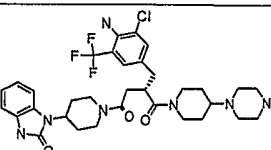
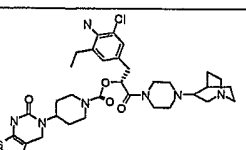
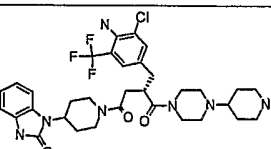
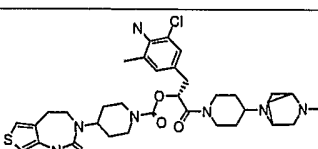
621		771	
622		772	
623		773	
624		774	
625		775	
626		776	
627		777	
628		778	
629		779	
630		780	

631		781	
632		782	
633		783	
634		784	
635		785	
636		786	
637		787	
638		788	
639		789	
640		790	

641		791	
642		792	
643		793	
644		794	
645		795	
646		796	
647		797	
648		798	
649		799	
650		800	

651		801		51
652		802		52
653		803		53
654		804		54
655		805		55
656		806		56
657		807		57
658		808		58
659		809		59
660		810		60

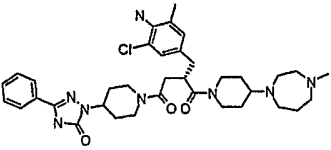
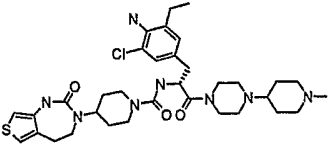
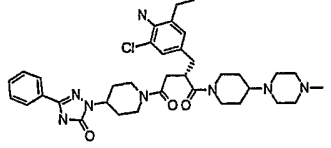
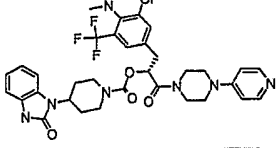
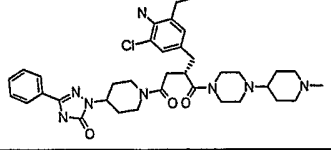
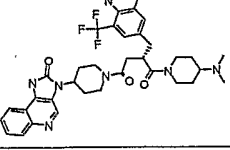
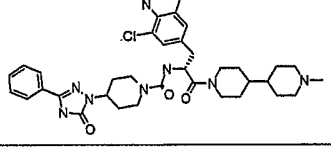
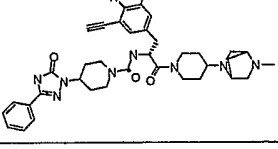
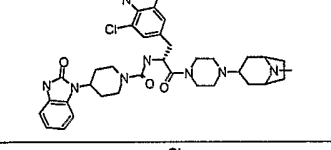
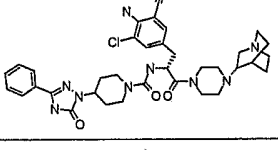
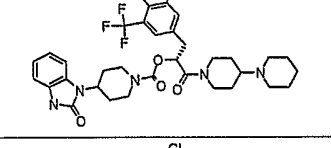
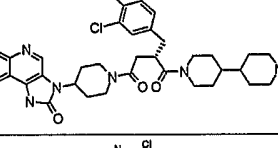
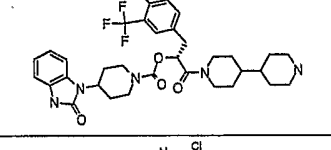
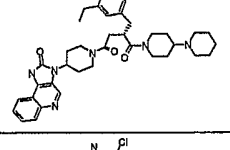
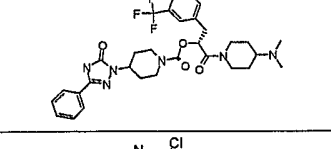
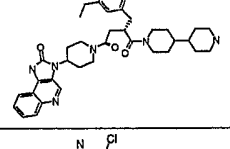
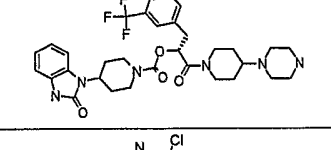
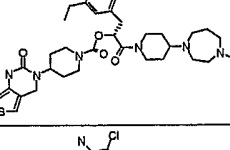
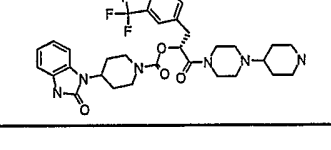
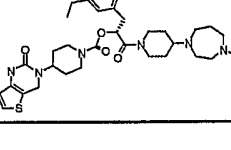
661		811	
662		812	
663		813	
664		814	
665		815	
666		816	
667		817	
668		818	
669		819	
670		820	

671		821	
672		822	
673		823	
674		824	
675		825	
676		826	
677		827	
678		828	
679		829	
680		830	

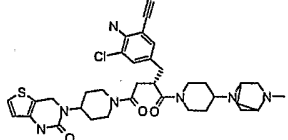
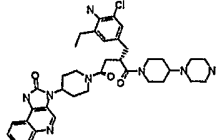
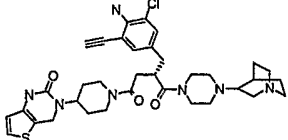
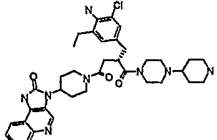
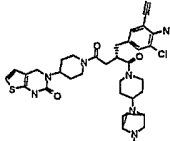
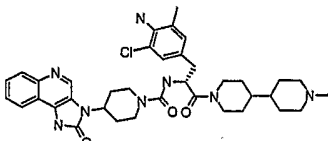
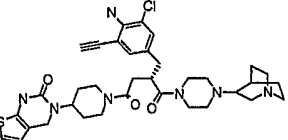
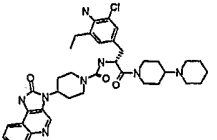
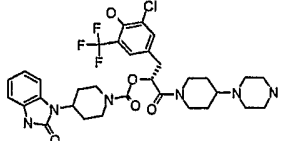
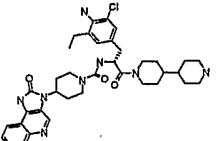
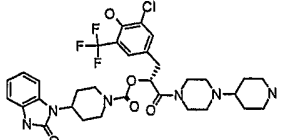
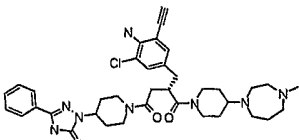
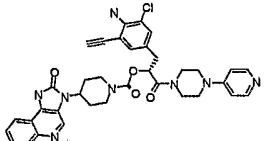
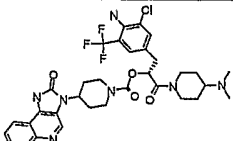
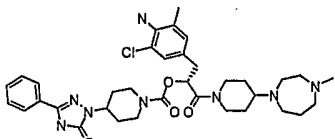
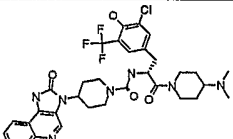
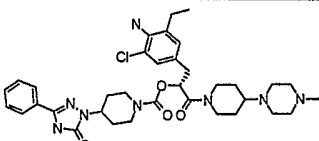
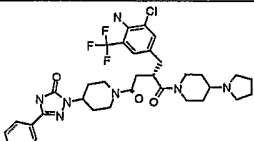
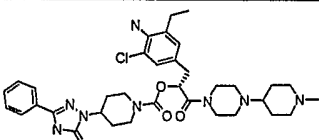
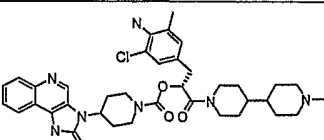
681		831	
682		832	
683		833	
684		834	
685		835	
686		836	
687		837	
688		838	
689		839	
690		840	

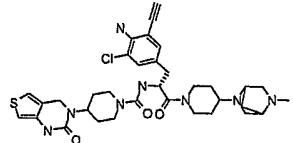
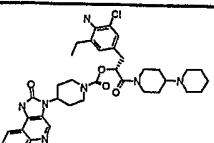
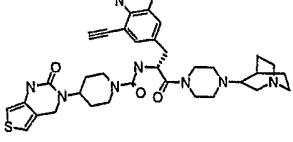
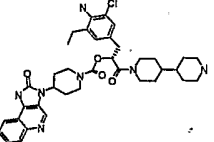
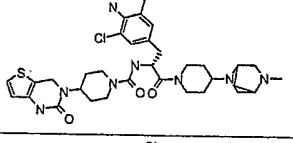
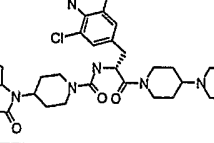
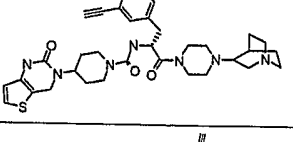
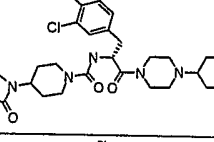
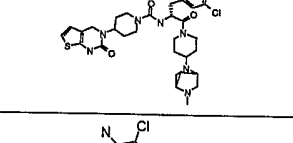
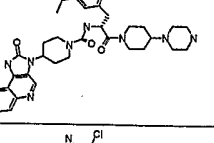
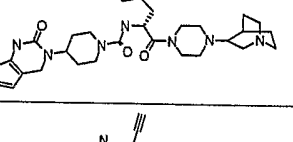
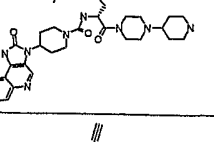
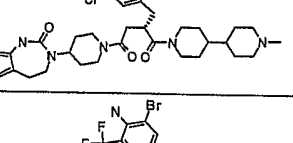
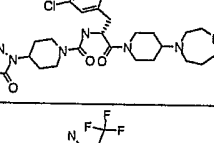
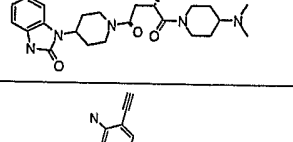
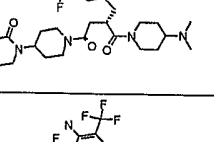
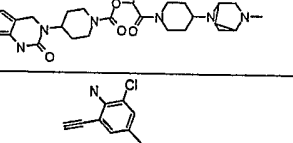
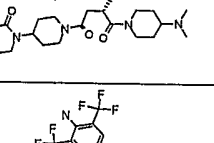

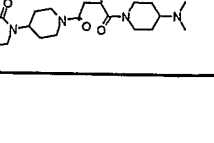


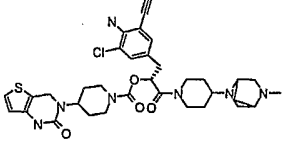
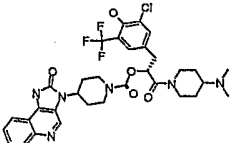
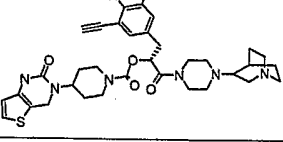
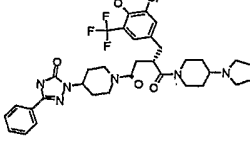
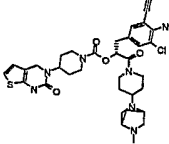
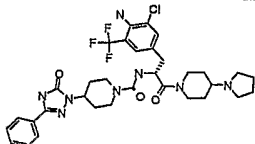
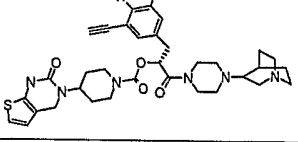
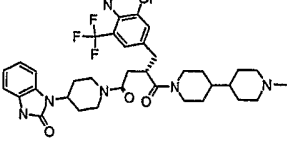
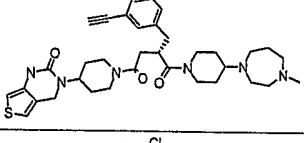
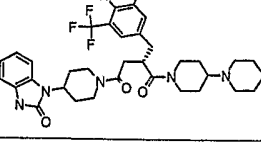
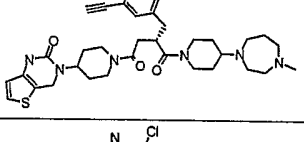
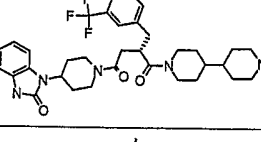
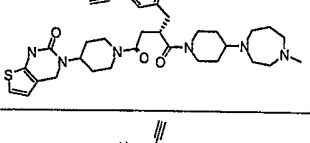
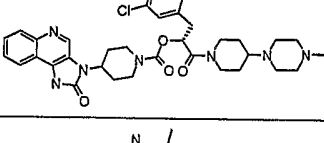
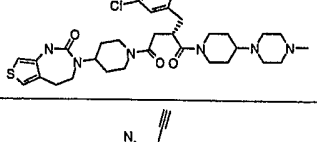
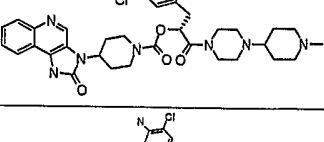
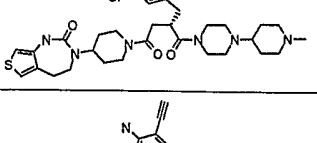
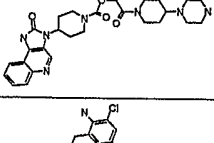
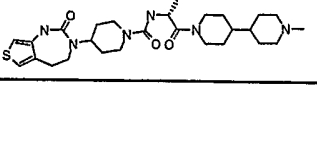
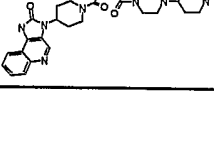
691		841	
692		842	
693		843	
694		844	
695		845	
696		846	
697		847	
698		848	
699		849	
700		850	

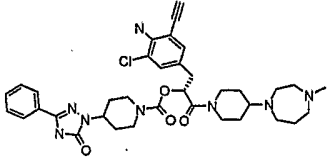
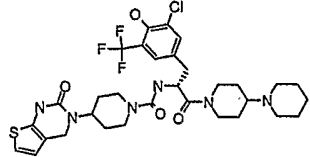
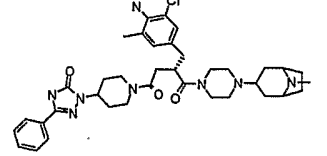
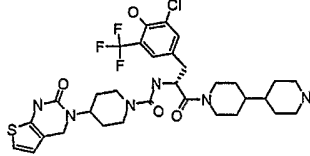
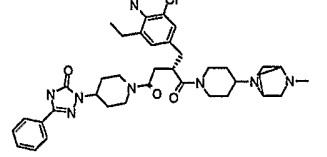
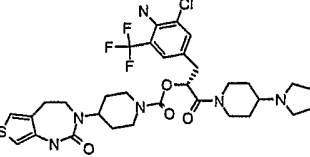
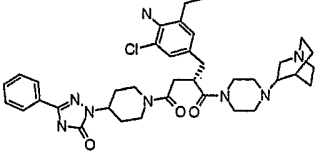
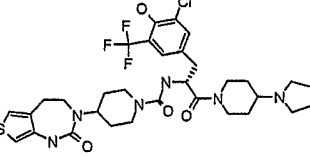
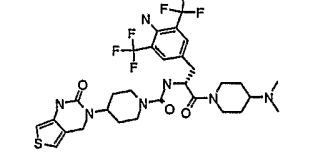
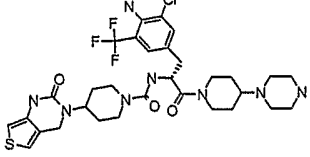
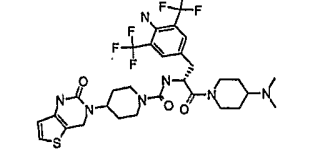
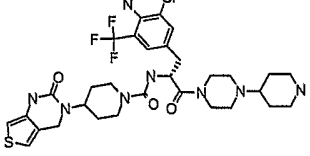
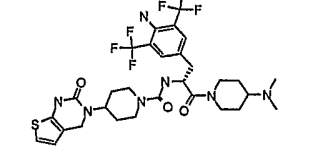
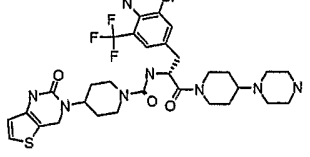
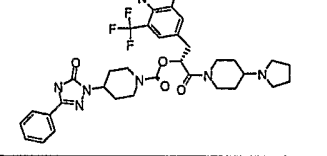
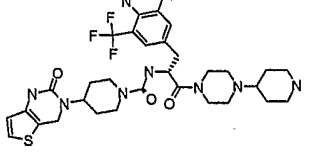
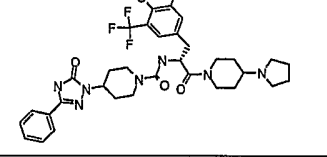
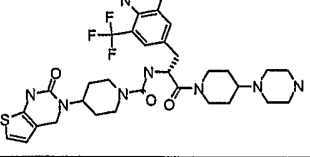
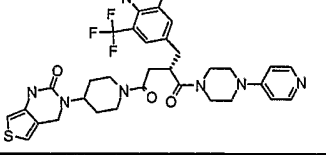
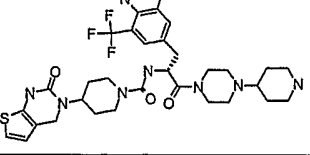
701		851	
702		852	
703		853	
704		854	
705		855	
706		856	
707		857	
708		858	
709		859	
710		860	

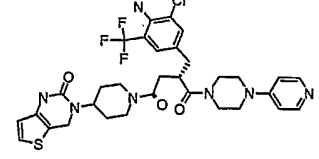
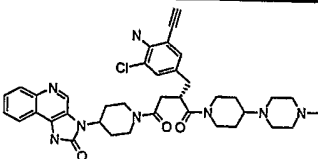
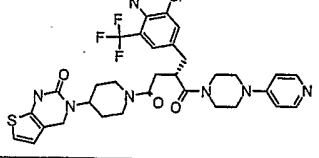
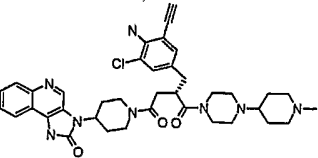
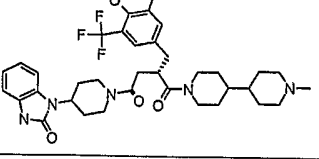
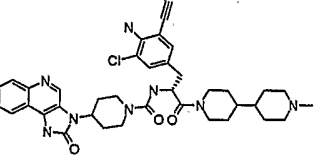
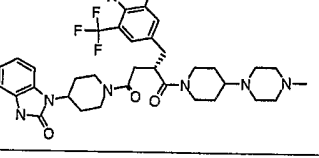
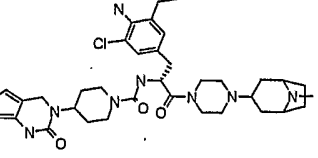
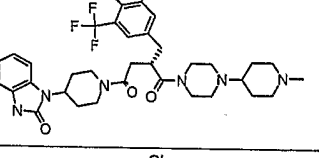
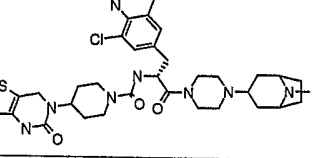
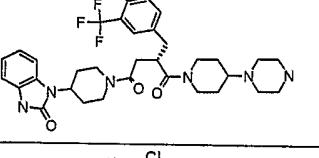
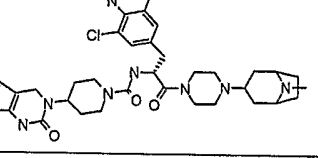
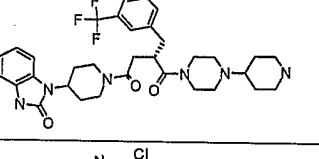
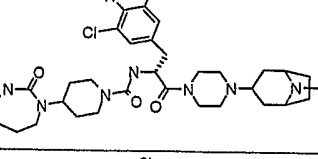
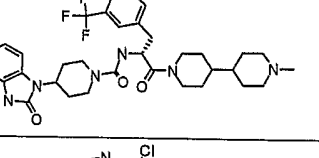
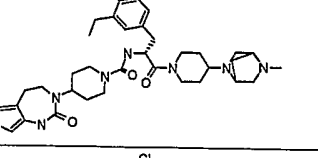
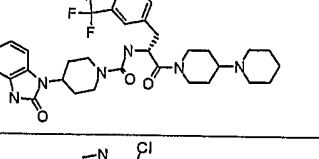
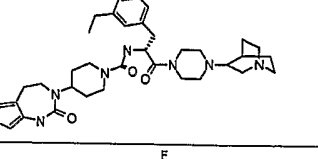
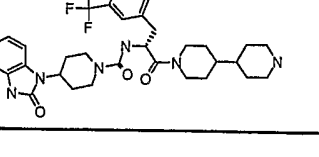
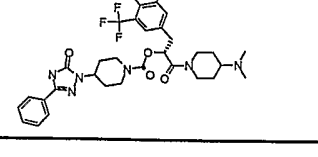
711		861	
712		862	
713		863	
714		864	
715		865	
716		866	
717		867	
718		868	
719		869	
720		870	

721		871	
722		872	
723		873	
724		874	
725		875	
726		876	
727		877	
728		878	
729		879	
730		880	

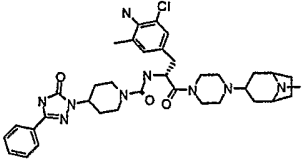
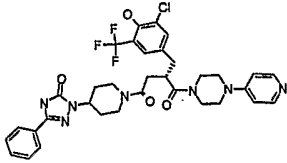
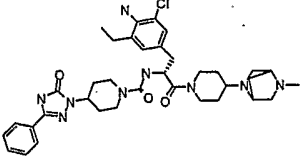
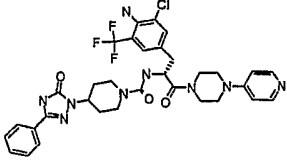
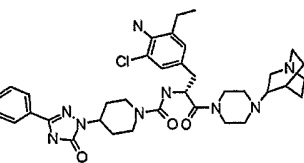
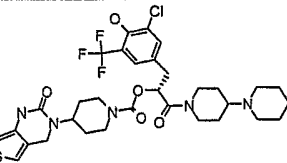
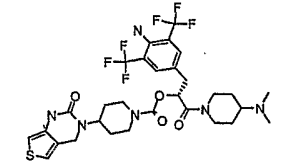
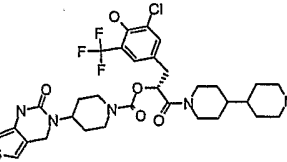
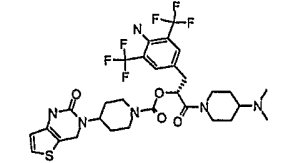
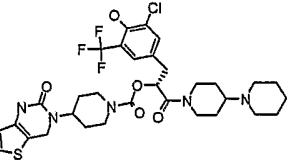
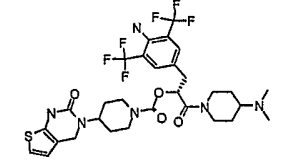
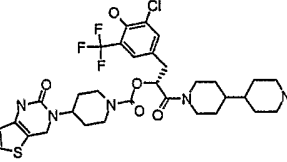
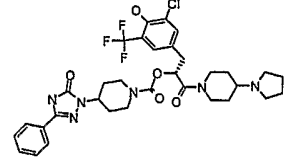
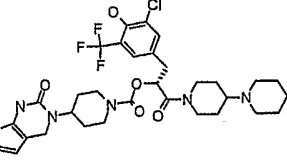
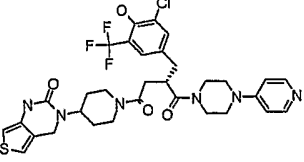
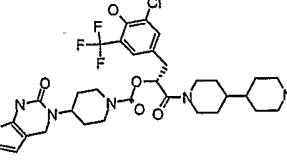
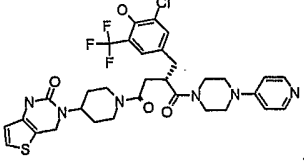
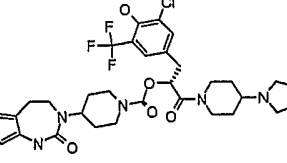
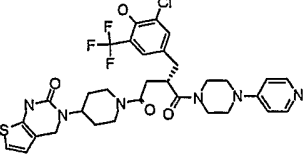
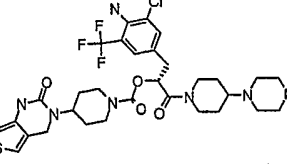
731		881	
732		882	
733		883	
734		884	
735		885	
736		886	
737		887	
738		888	
739		889	
740		890	

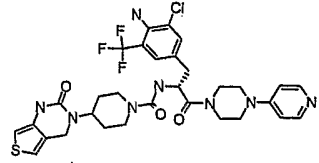
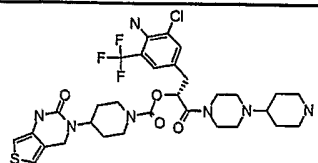
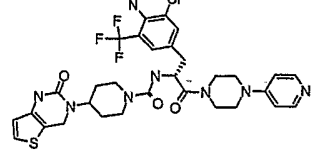
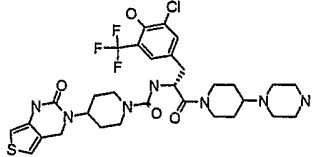
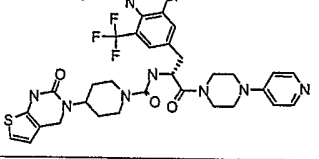
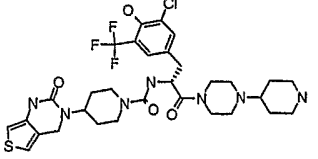
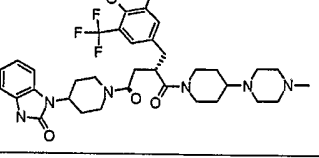
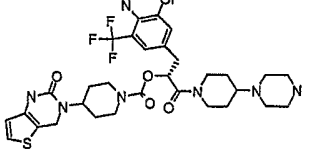
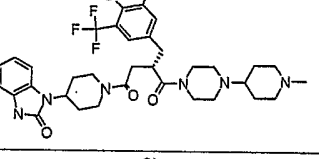
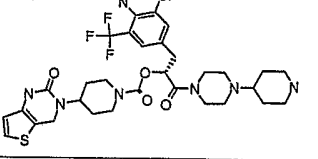
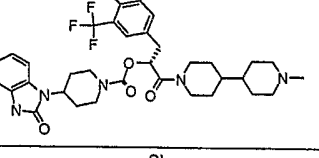
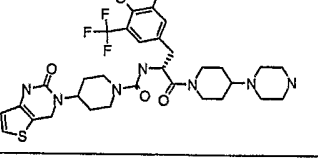
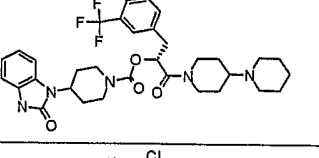
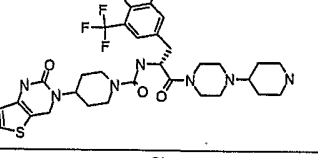
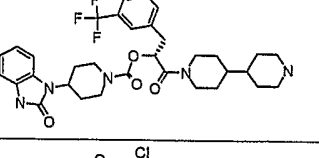
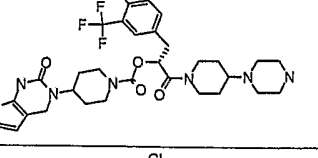
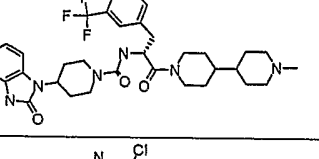
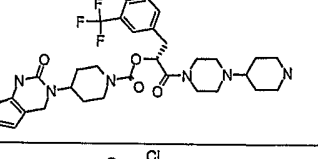
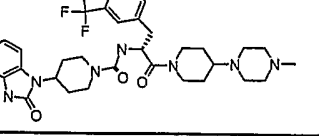
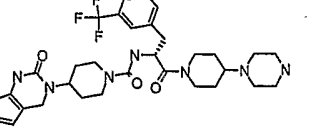
741		891	
742		892	
743		893	
744		894	
745		895	
746		896	
747		897	
748		898	
749		899	
750		900	

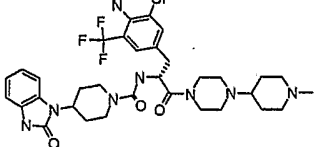
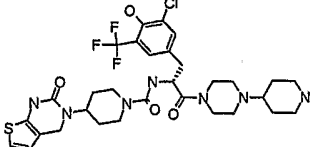
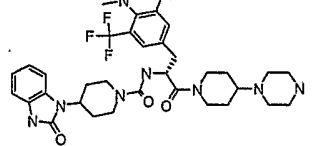
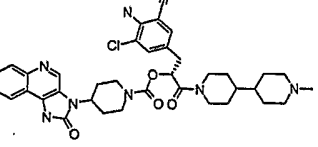
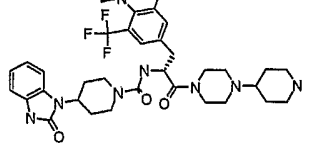
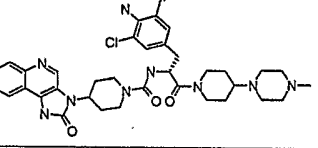
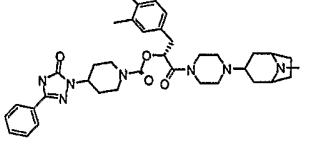
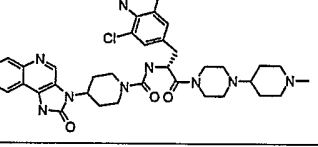
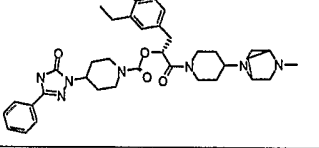
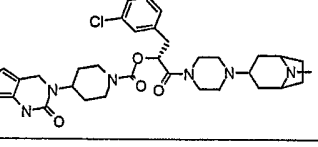
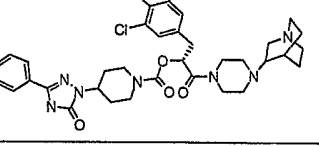
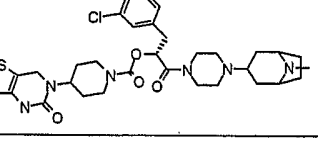
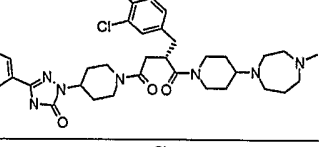
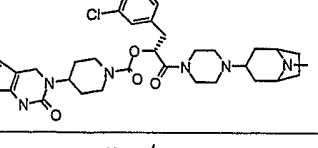
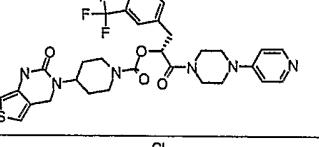
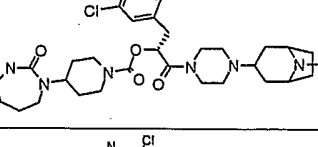
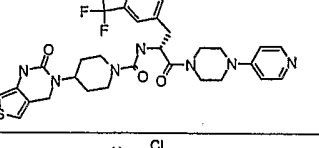
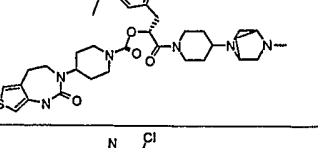
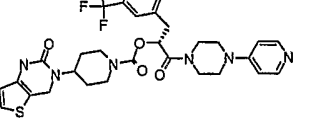
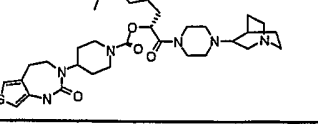
901		1051	
902		1052	
903		1053	
904		1054	
905		1055	
906		1056	
907		1057	
908		1058	
909		1059	
910		1060	

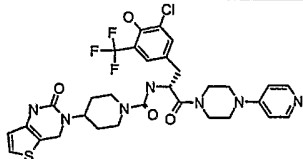
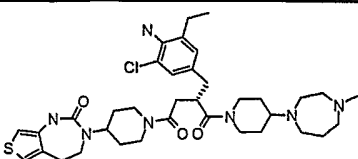
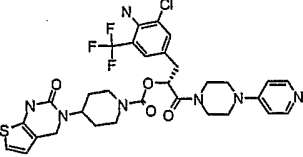
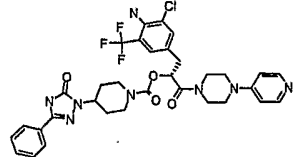
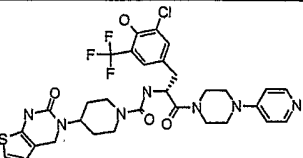
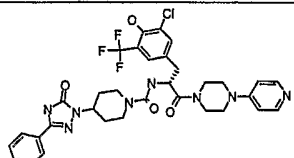
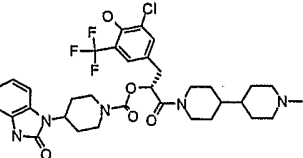
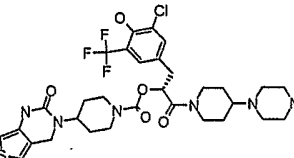
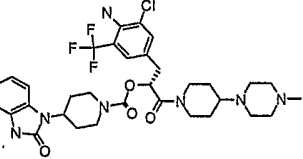
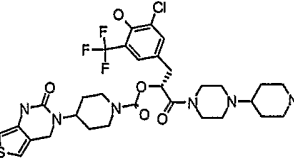
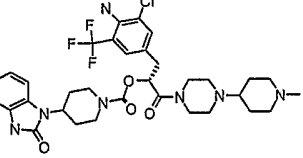
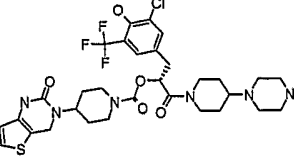
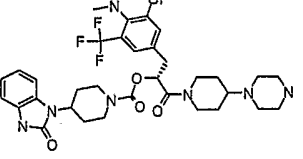
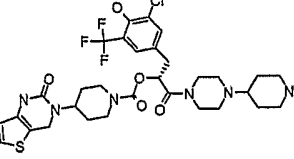
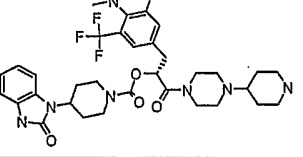
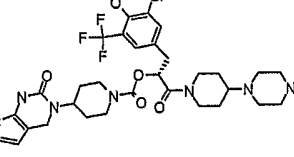
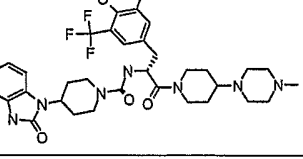
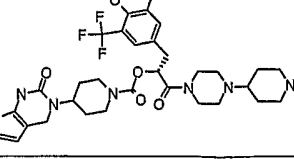
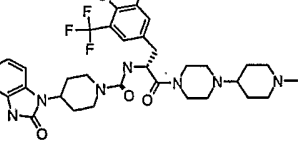
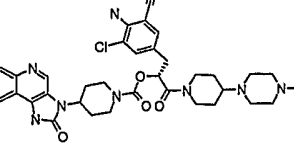
911		1061	
912		1062	
913		1063	
914		1064	
915		1065	
916		1066	
917		1067	
918		1068	
919		1069	
920		1070	



921		1071	
922		1072	
923		1073	
924		1074	
925		1075	
926		1076	
927		1077	
928		1078	
929		1079	
930		1080	

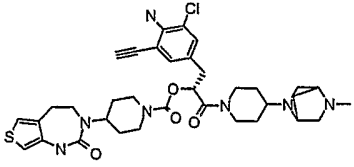
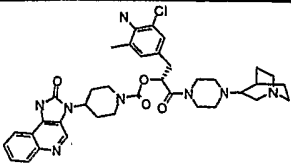
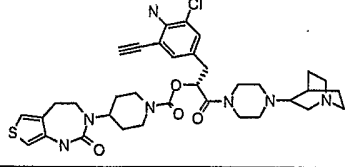
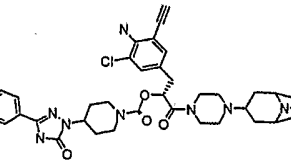
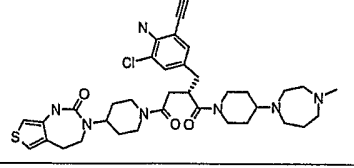
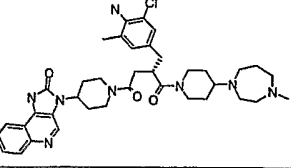
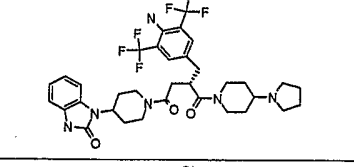
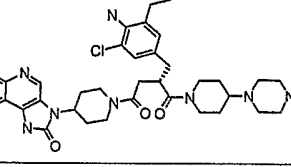
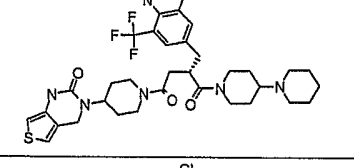
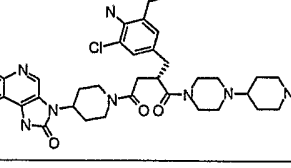
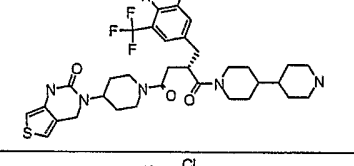
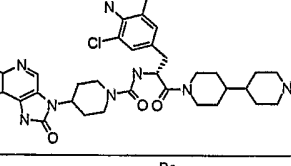
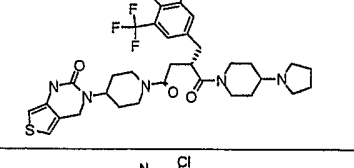
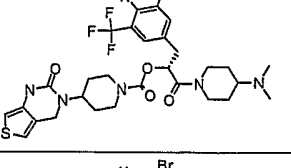
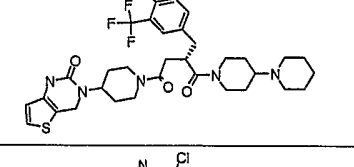
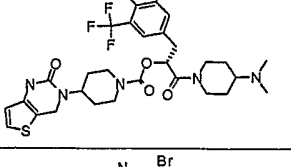
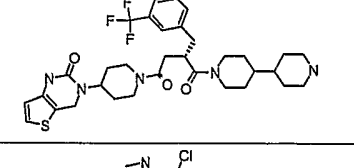
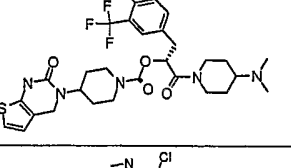
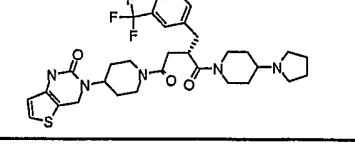
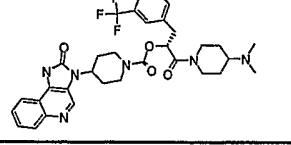
931		1081	
932		1082	
933		1083	
934		1084	
935		1085	
936		1086	
937		1087	
938		1088	
939		1089	
940		1090	

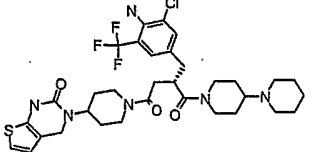
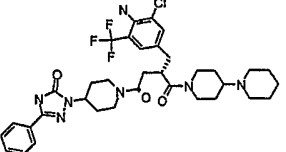
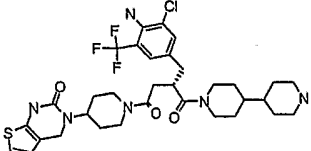
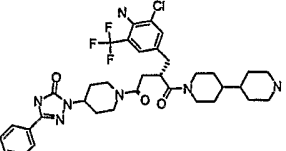
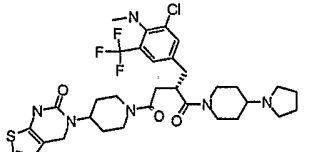
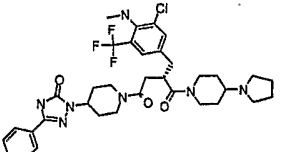
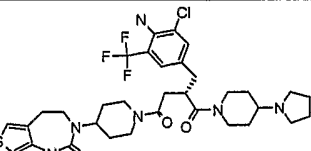
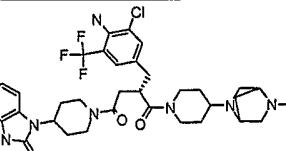
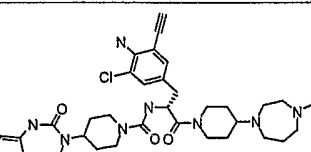
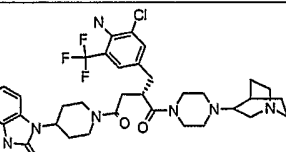
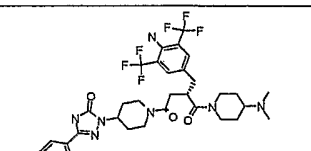
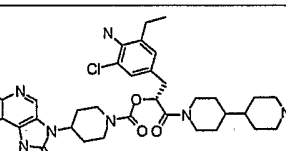
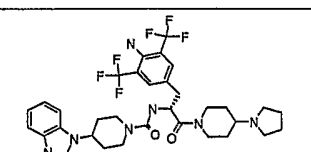
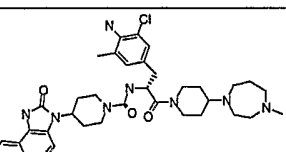
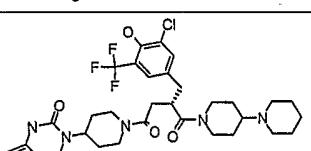
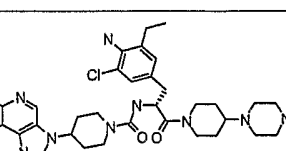
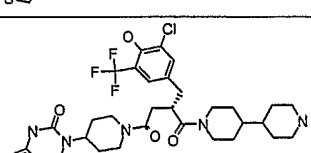
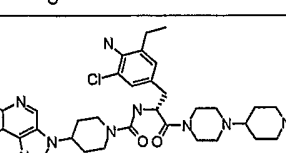
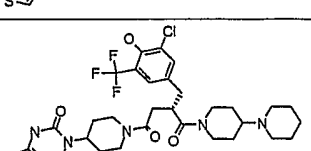
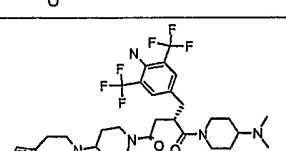
941		1091	
942		1092	
943		1093	
944		1094	
945		1095	
946		1096	
947		1097	
948		1098	
949		1099	
950		1100	

951		1101	
952		1102	
953		1103	
954		1104	
955		1105	
956		1106	
957		1107	
958		1108	
959		1109	
960		1110	

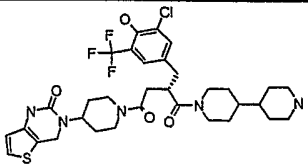
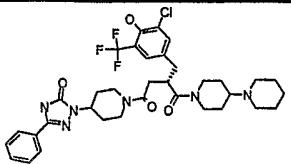
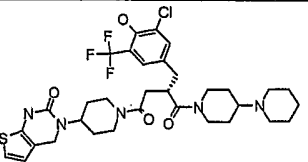
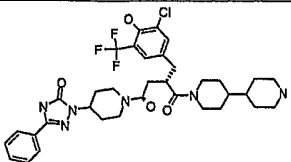
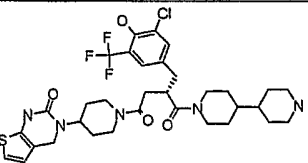
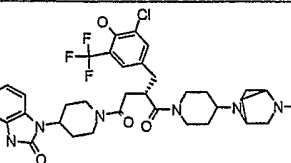
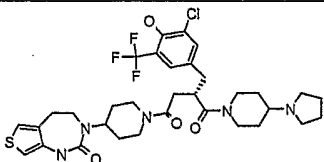
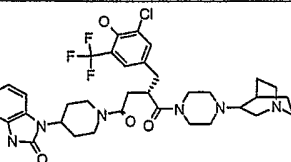
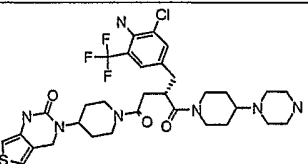
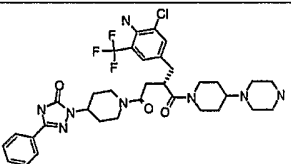
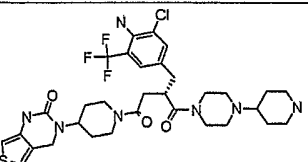
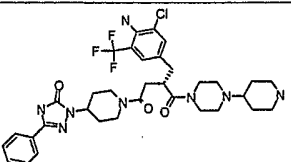
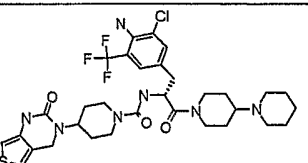
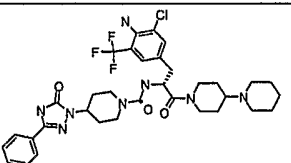
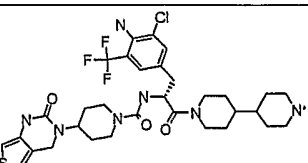
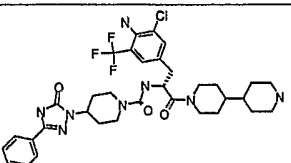
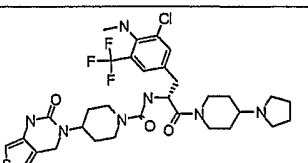
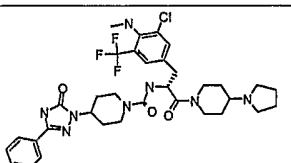
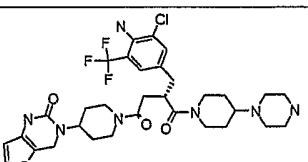
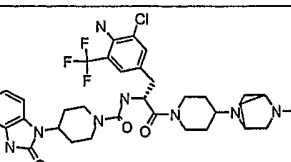
961		1111	
962		1112	
963		1113	
964		1114	
965		1115	
966		1116	
967		1117	
968		1118	
969		1119	
970		1120	

971		1121	
972		1122	
973		1123	
974		1124	
975		1125	
976		1126	
977		1127	
978		1128	
979		1129	
980		1130	

981		1131	
982		1132	
983		1133	
984		1134	
985		1135	
986		1136	
987		1137	
988		1138	
989		1139	
990		1140	

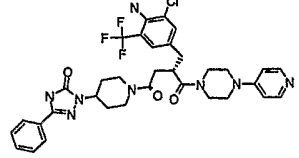
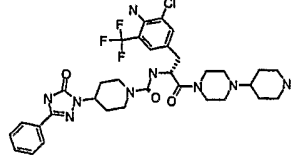
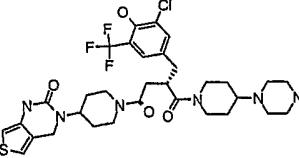
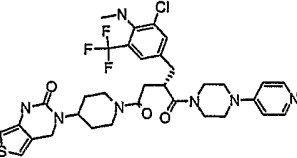
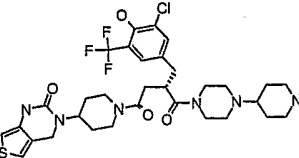
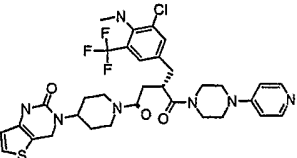
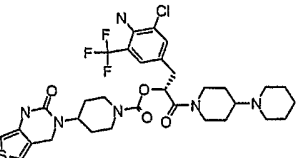
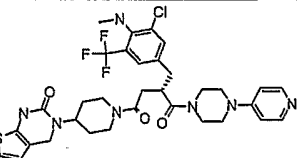
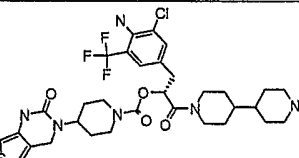
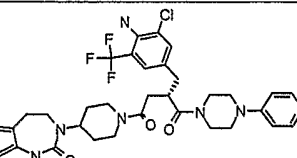
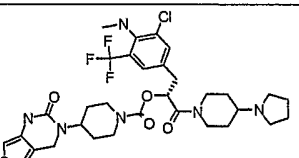
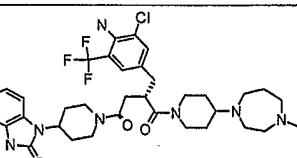
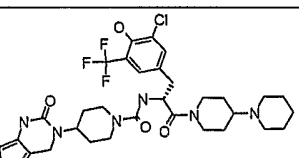
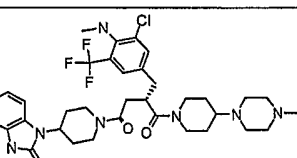
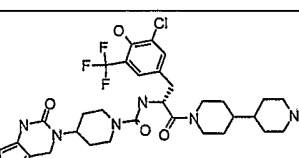
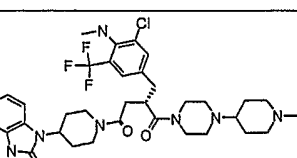
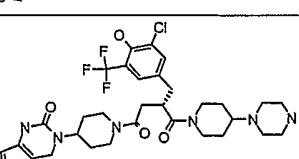
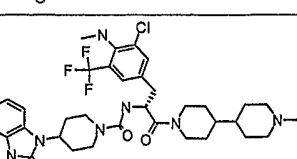
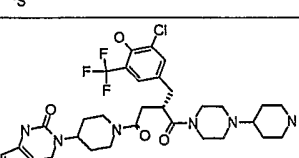
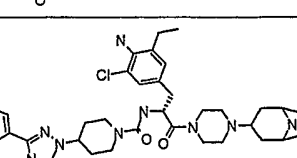
991		1141	
992		1142	
993		1143	
994		1144	
995		1145	
996		1146	
997		1147	
998		1148	
999		1149	
1000		1150	

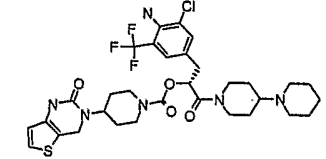
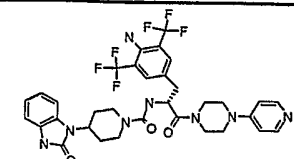
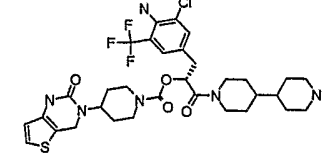
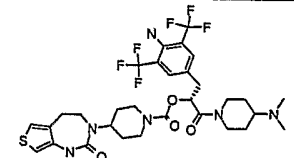
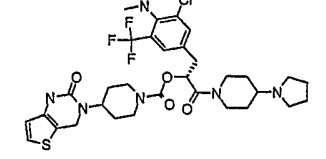
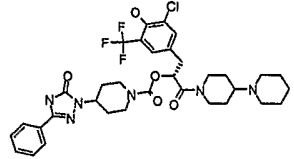
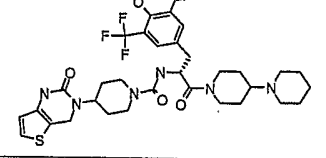
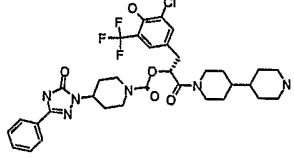
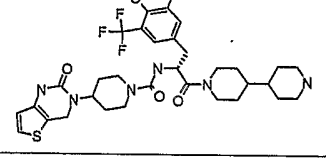
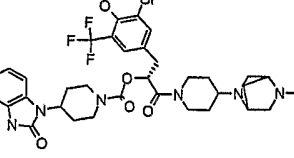
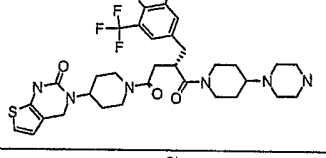
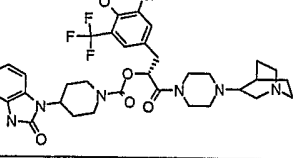
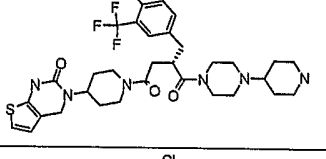
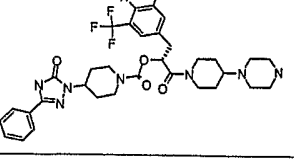
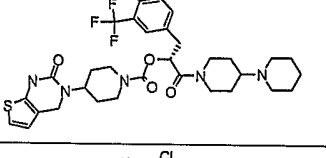
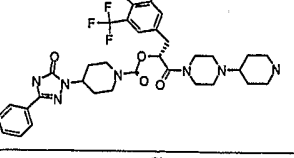
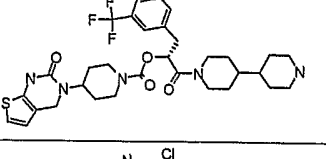
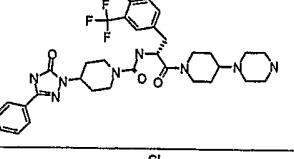
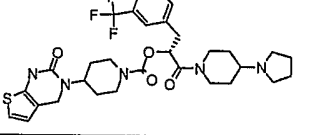
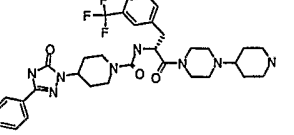


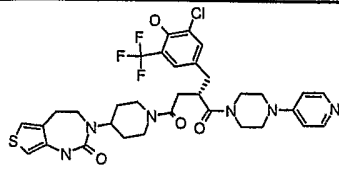
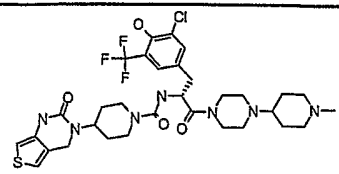
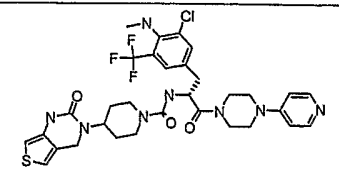
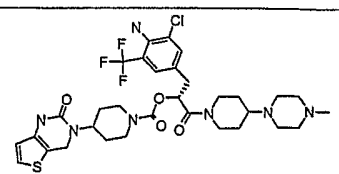
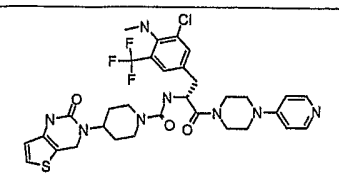
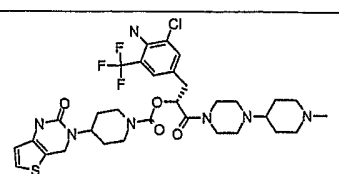
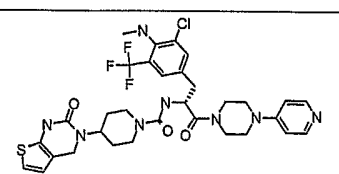
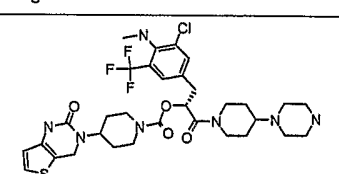
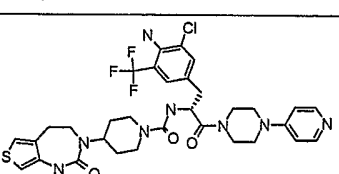
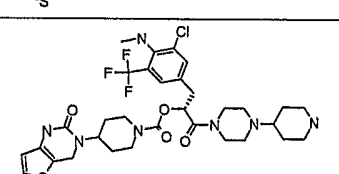
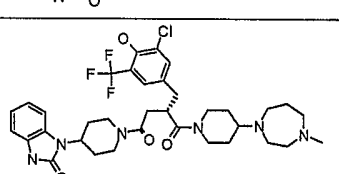
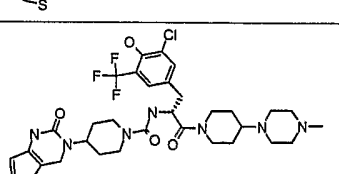
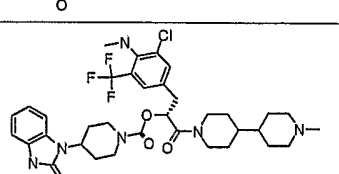
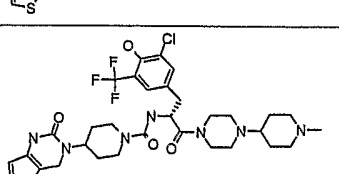
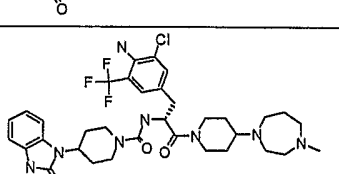
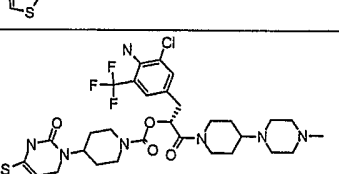
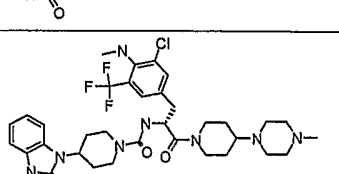
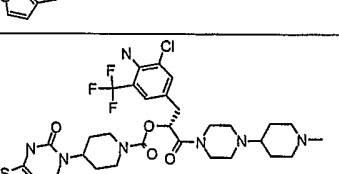
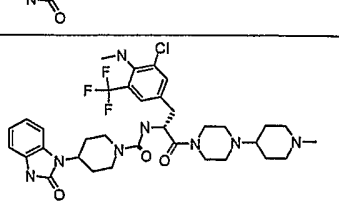
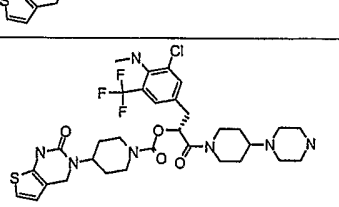
1001		1151	
1002		1152	
1003		1153	
1004		1154	
1005		1155	
1006		1156	
1007		1157	
1008		1158	
1009		1159	
1010		1160	

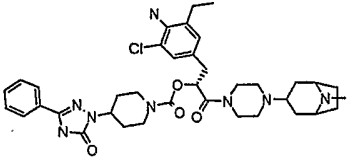
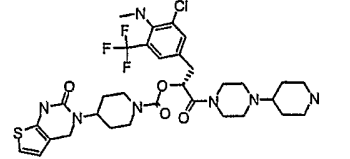
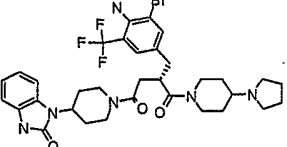
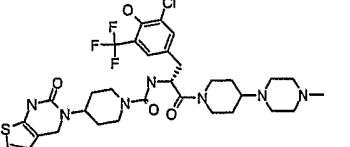
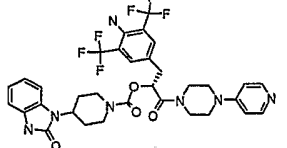
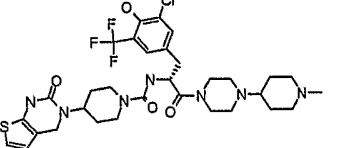
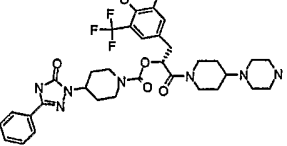
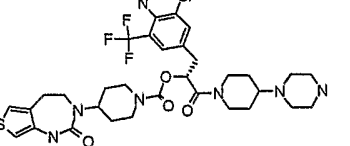
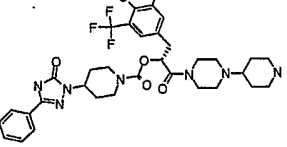
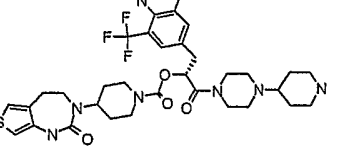
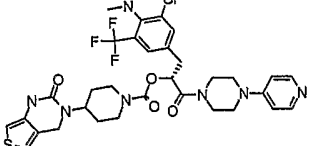
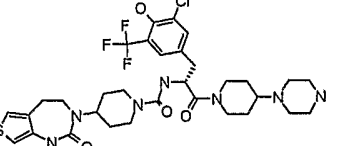
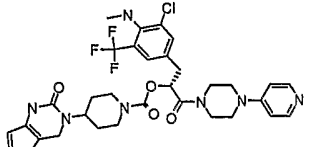
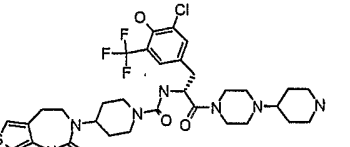
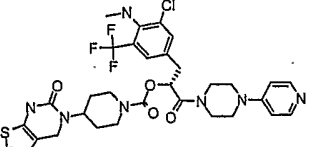
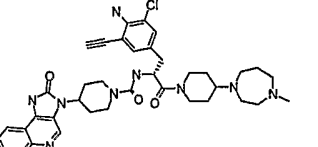
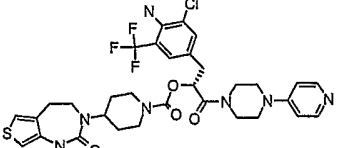
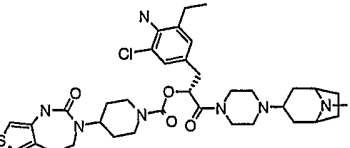
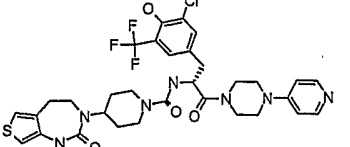
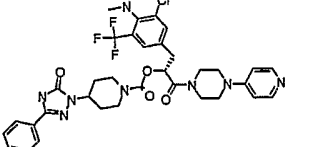
1011		1161	
1012		1162	
1013		1163	
1014		1164	
1015		1165	
1016		1166	
1017		1167	
1018		1168	
1019		1169	
1020		1170	

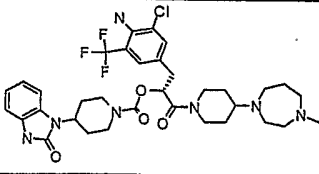
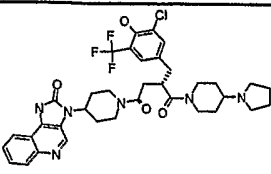
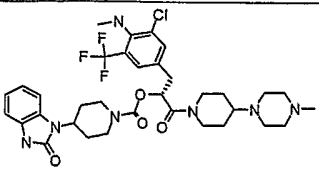
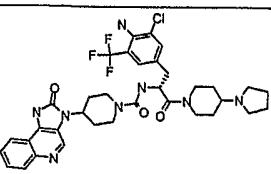
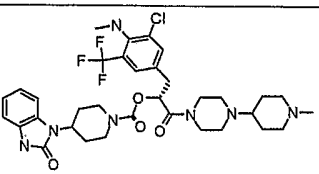
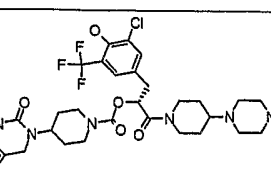
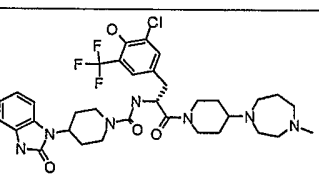
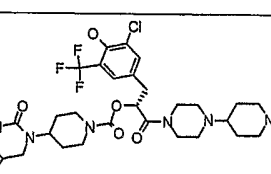
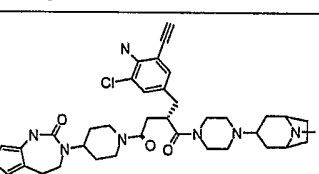
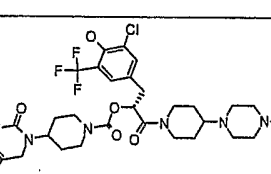
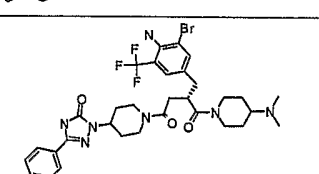
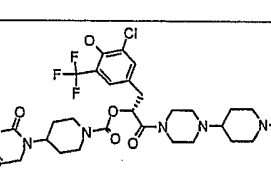
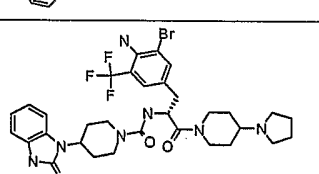
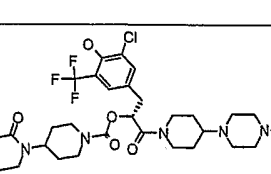
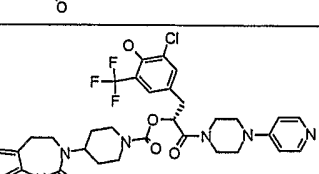
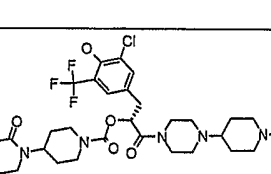
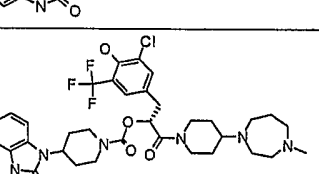
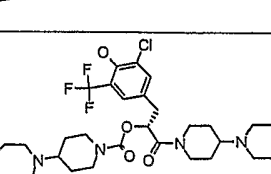
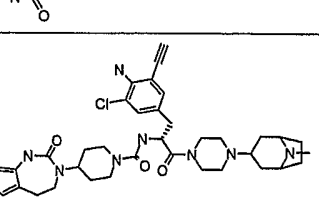
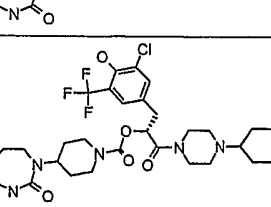
1021		1171	
1022		1172	
1023		1173	
1024		1174	
1025		1175	
1026		1176	
1027		1177	
1028		1178	
1029		1179	
1030		1180	

1031		1181	
1032		1182	
1033		1183	
1034		1184	
1035		1185	
1036		1186	
1037		1187	
1038		1188	
1039		1189	
1040		1190	

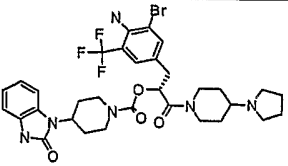
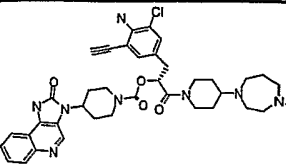
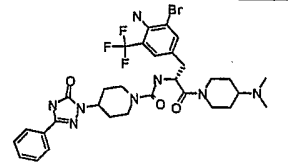
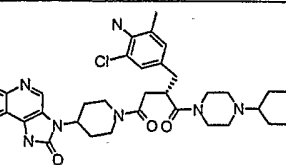
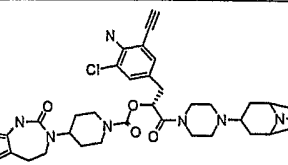
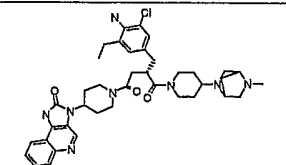
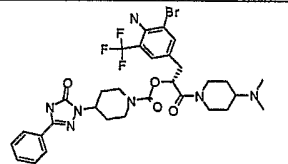
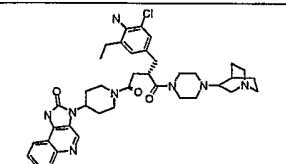
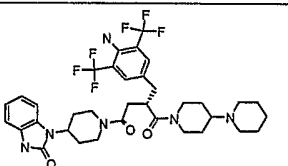
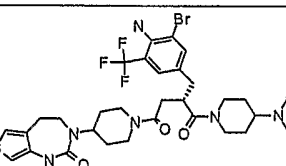
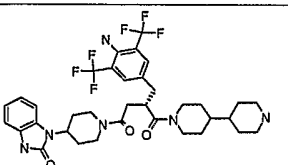
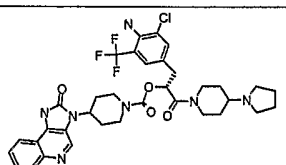
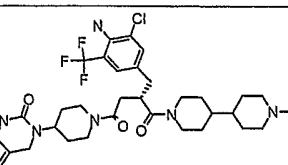
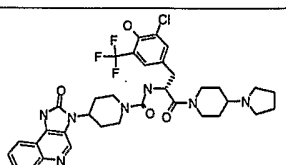
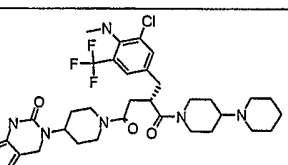
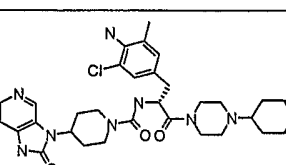
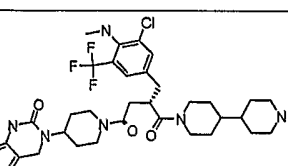
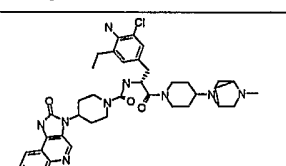
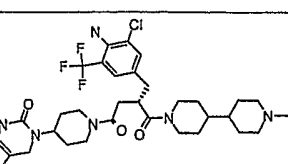
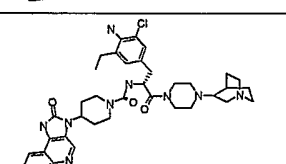
1041		1191	
1042		1192	
1043		1193	
1044		1194	
1045		1195	
1046		1196	
1047		1197	
1048		1198	
1049		1199	
1050		1200	

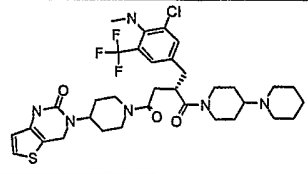
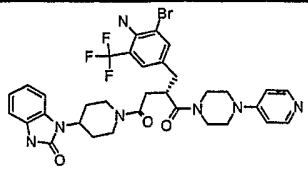
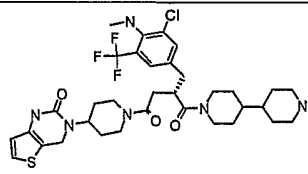
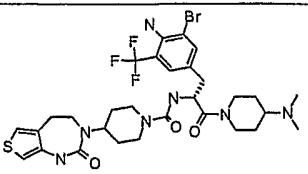
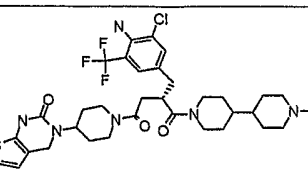
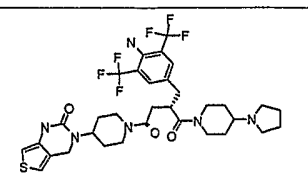
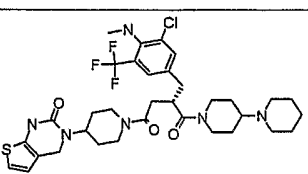
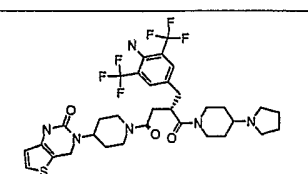
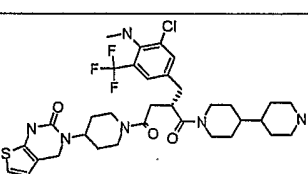
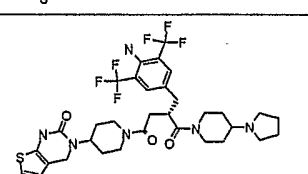
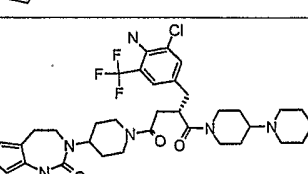
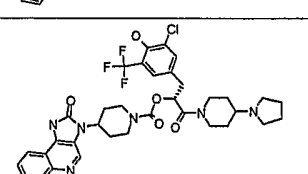
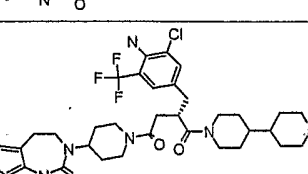
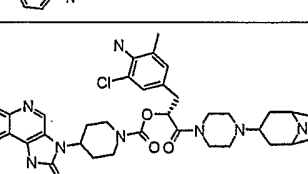
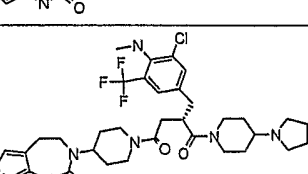
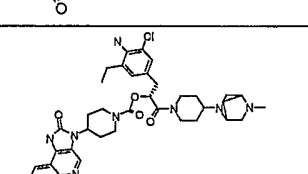
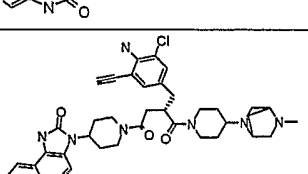
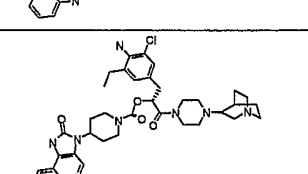
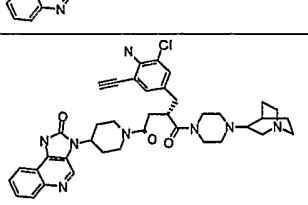
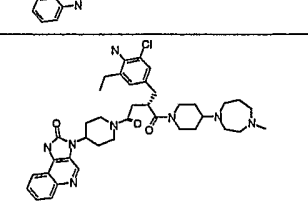
1201		1351	
1202		1352	
1203		1353	
1204		1354	
1205		1355	
1206		1356	
1207		1357	
1208		1358	
1209		1359	
1210		1360	

1211		1361	
1212		1362	
1213		1363	
1214		1364	
1215		1365	
1216		1366	
1217		1367	
1218		1368	
1219		1369	
1220		1370	

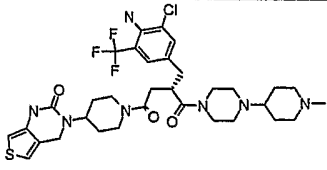
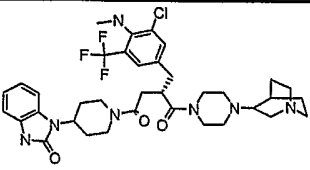
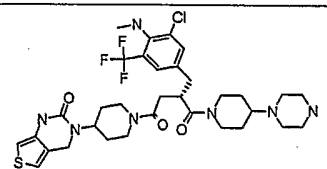
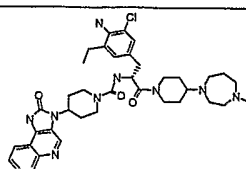
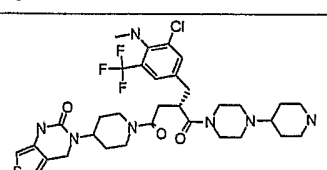
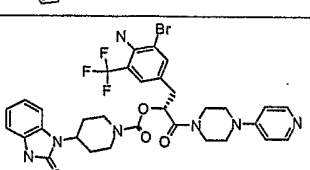
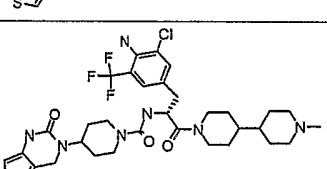
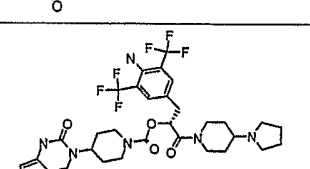
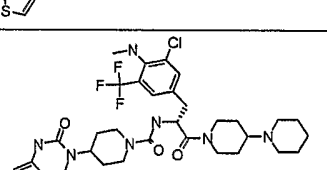
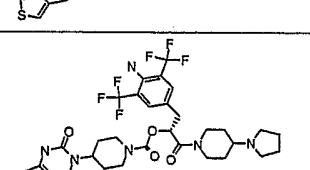
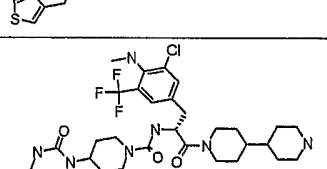
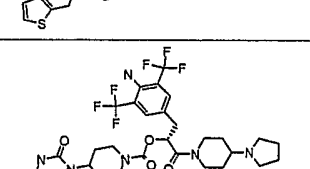
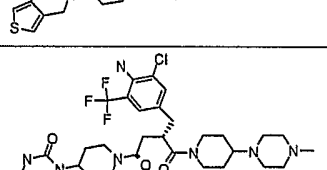
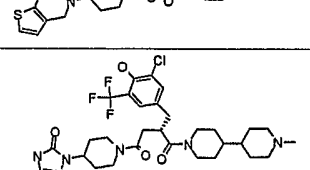
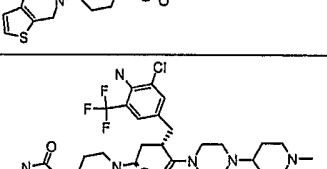
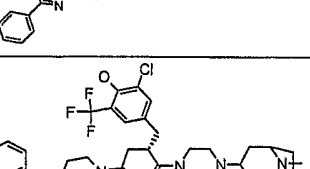
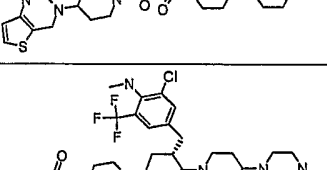
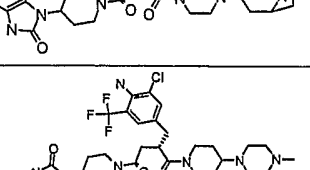
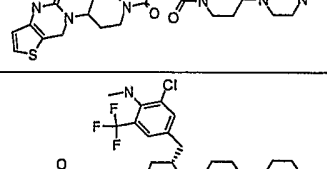
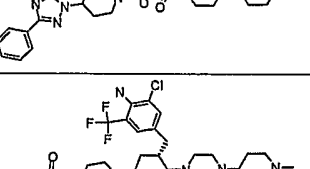
1221		1371	
1222		1372	
1223		1373	
1224		1374	
1225		1375	
1226		1376	
1227		1377	
1228		1378	
1229		1379	
1230		1380	

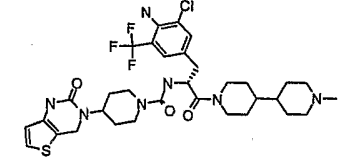
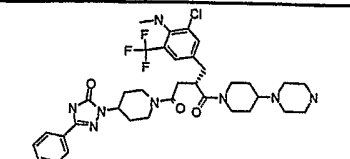
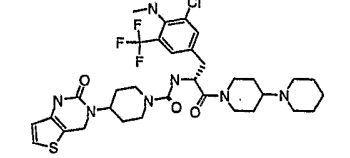
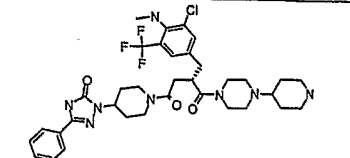
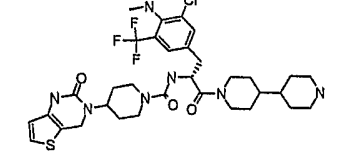
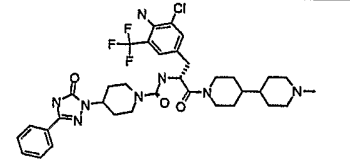
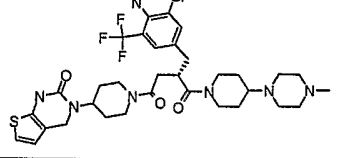
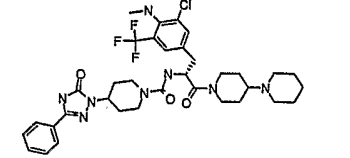
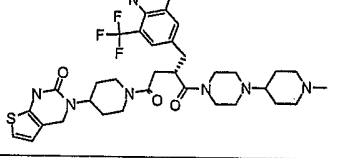
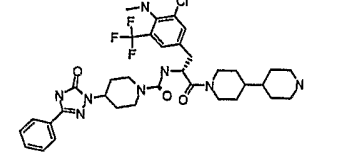
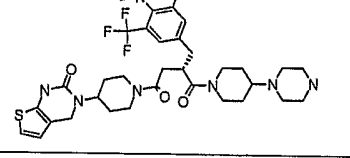
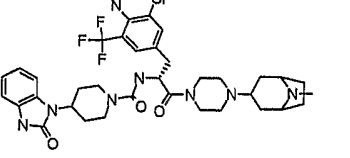
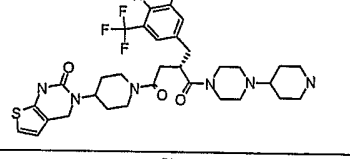
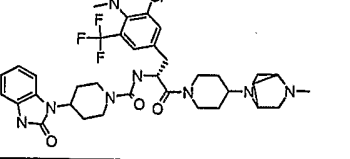
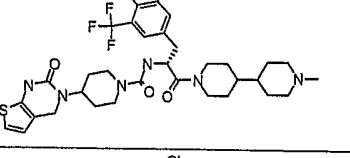
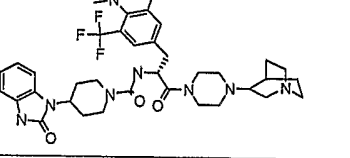
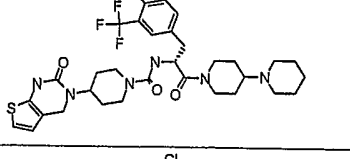
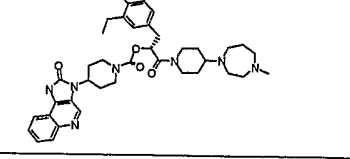
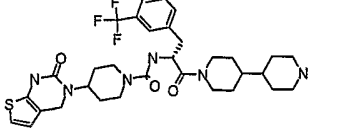
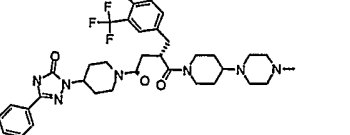


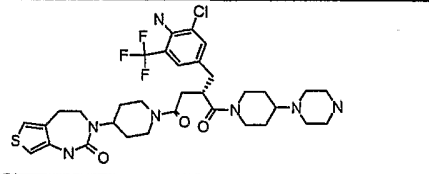
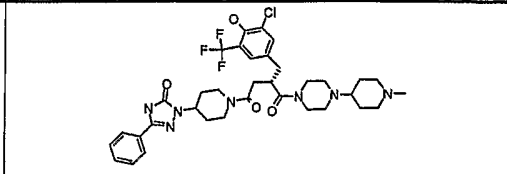
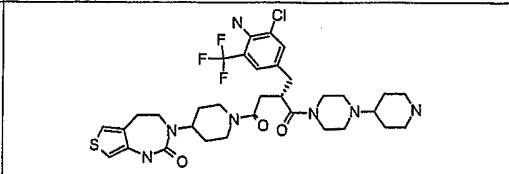
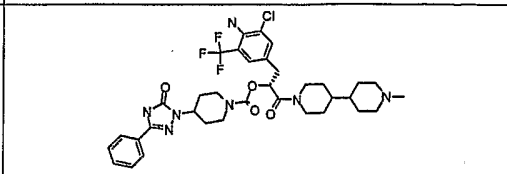
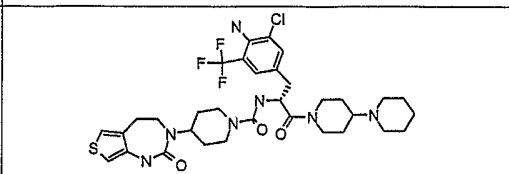
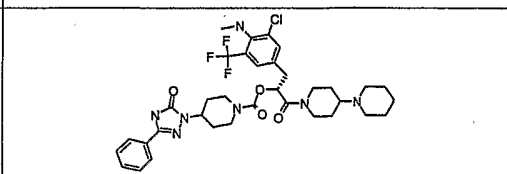
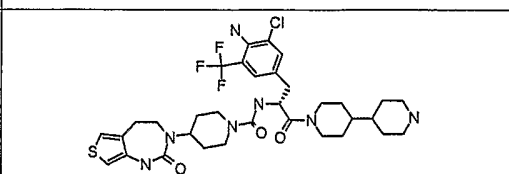
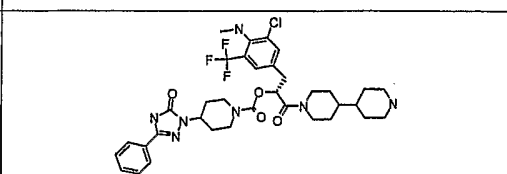
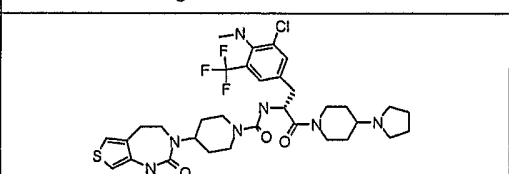
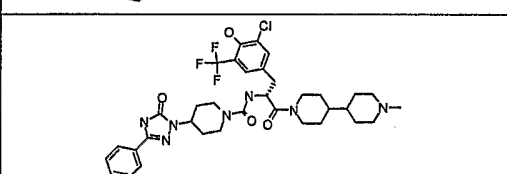
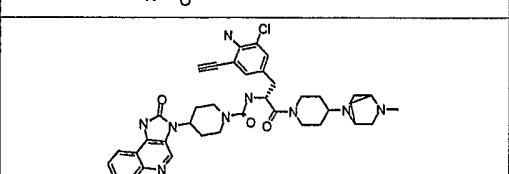
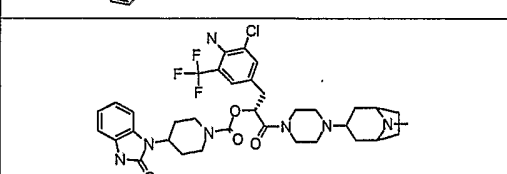
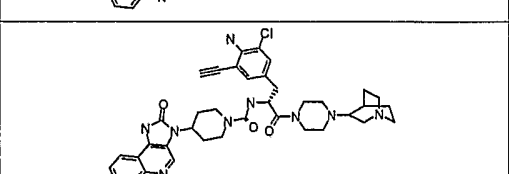
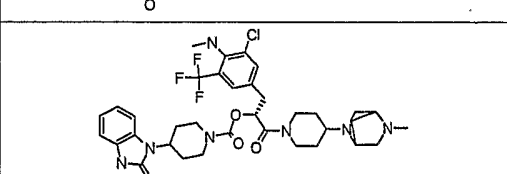
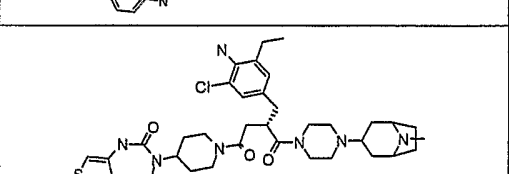
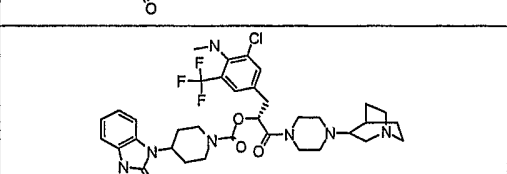
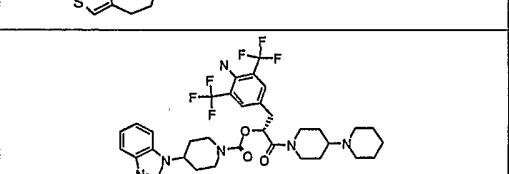
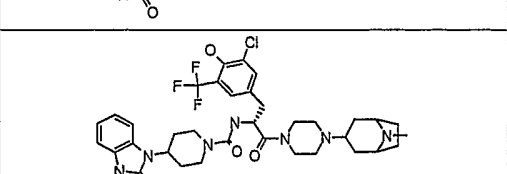
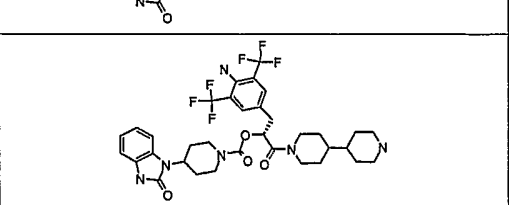
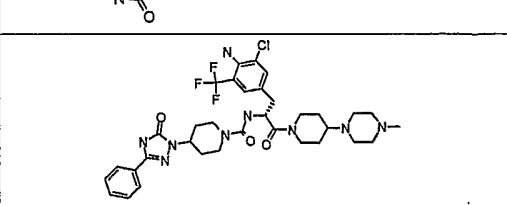
1231		1381	
1232		1382	
1233		1383	
1234		1384	
1235		1385	
1236		1386	
1237		1387	
1238		1388	
1239		1389	
1240		1390	

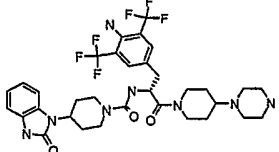
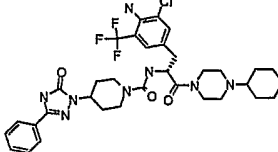
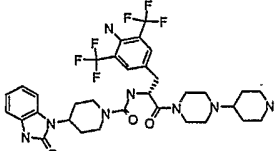
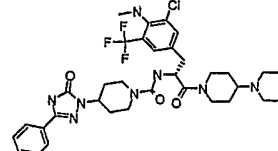
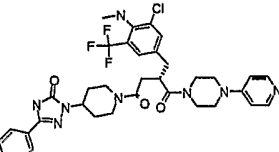
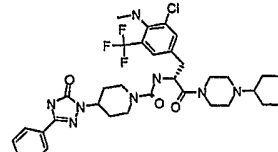
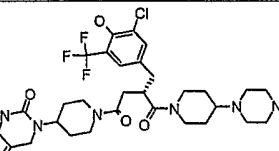
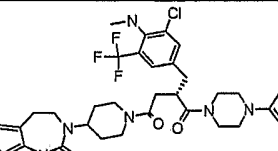
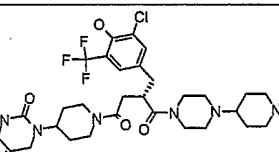
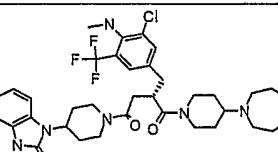
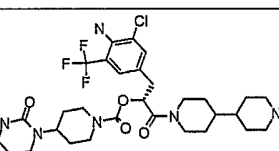
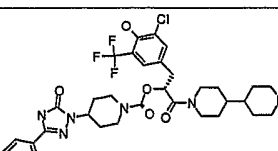
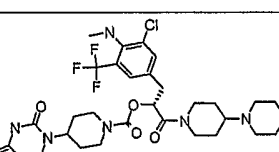
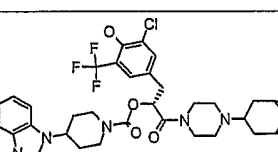
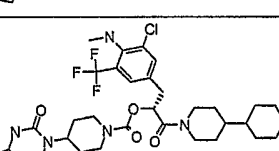
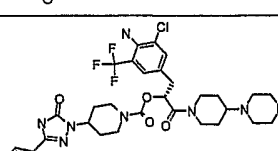
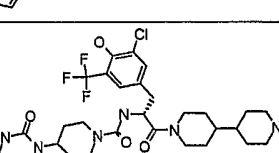
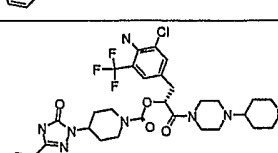
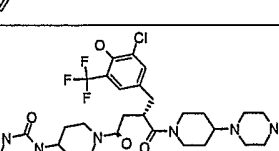
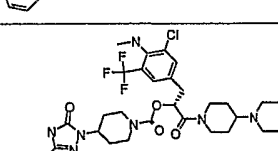
1241		1391	
1242		1392	
1243		1393	
1244		1394	
1245		1395	
1246		1396	
1247		1397	
1248		1398	
1249		1399	
1250		1400	

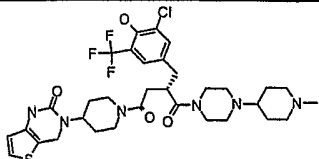
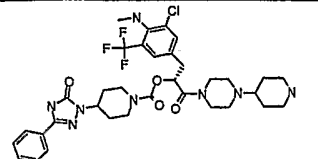
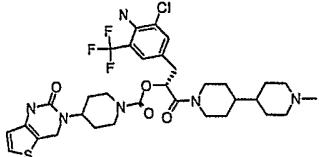
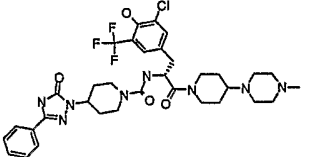
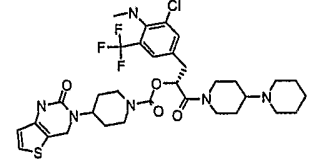
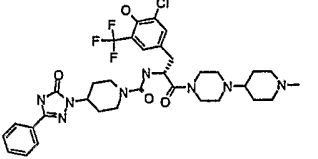
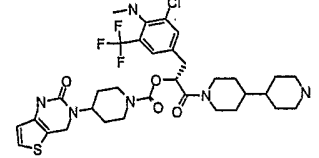
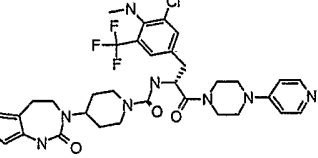
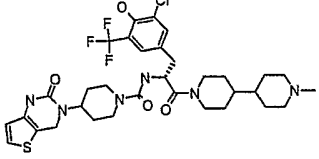
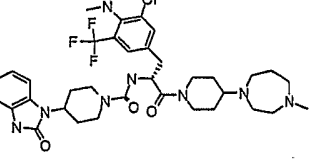
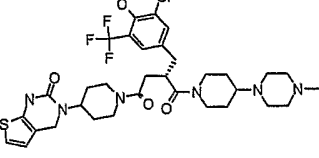
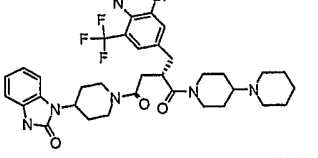
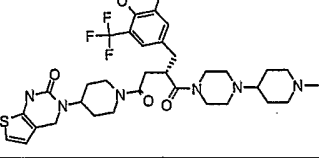
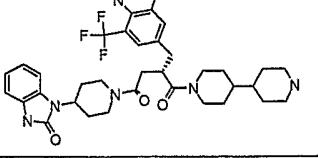
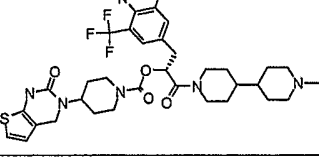
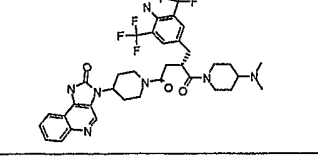
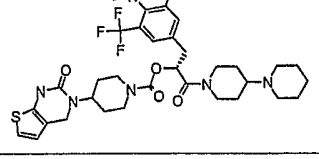
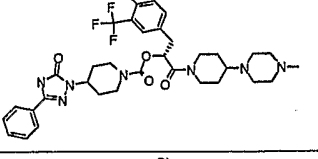
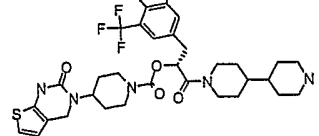
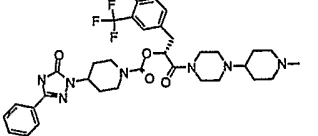
1251		1401	
1252		1402	
1253		1403	
1254		1404	
1255		1405	
1256		1406	
1257		1407	
1258		1408	
1259		1409	
1260		1410	

1261		1411	
1262		1412	
1263		1413	
1264		1414	
1265		1415	
1266		1416	
1267		1417	
1268		1418	
1269		1419	
1270		1420	

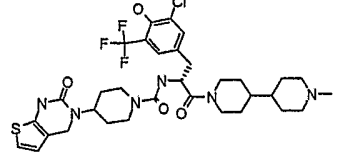
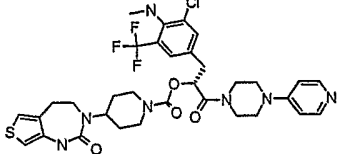
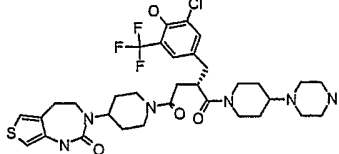
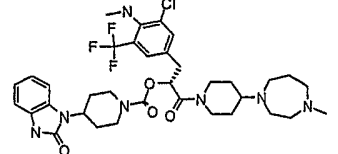
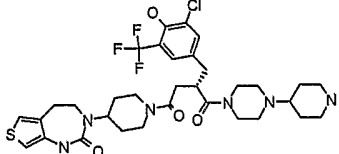
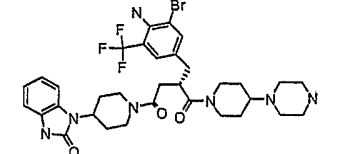
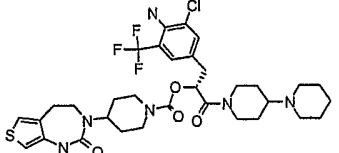
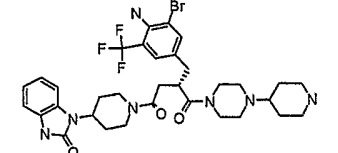
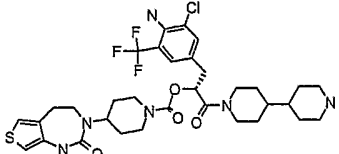
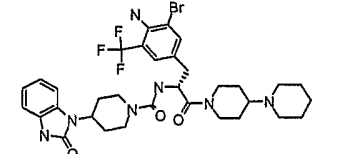
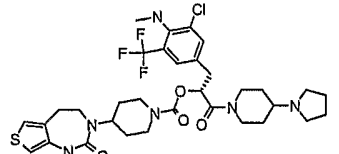
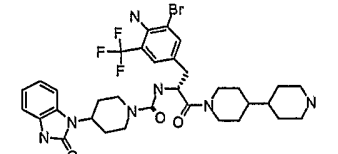
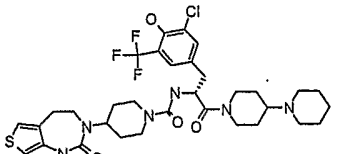
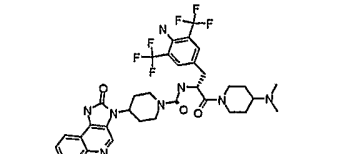
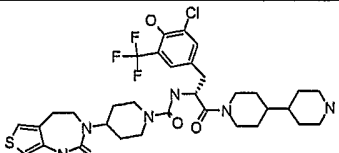
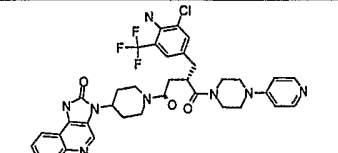
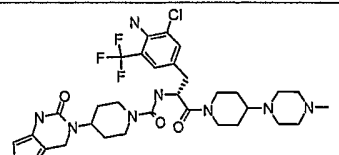
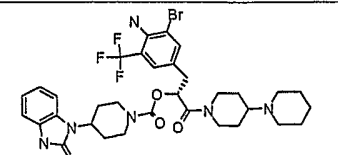
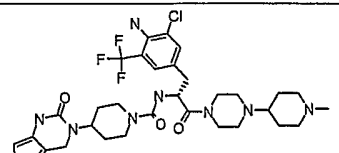
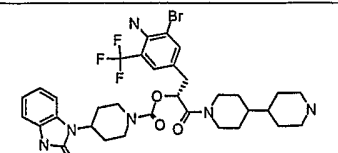
1271		1421	
1272		1422	
1273		1423	
1274		1424	
1275		1425	
1276		1426	
1277		1427	
1278		1428	
1279		1429	
1280		1430	

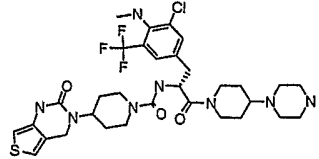
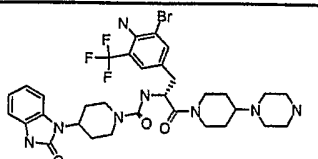
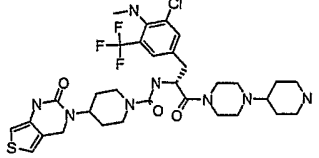
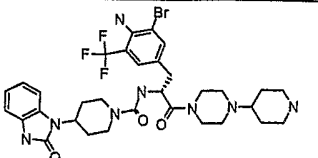
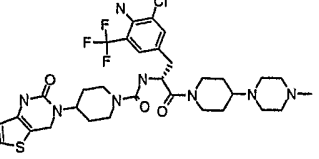
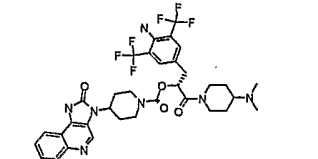
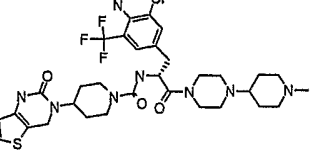
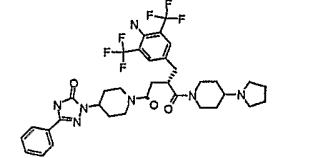
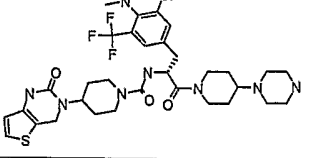
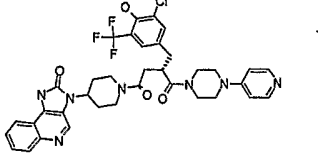
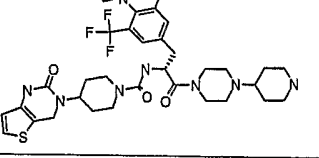
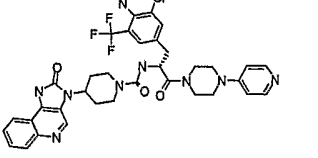
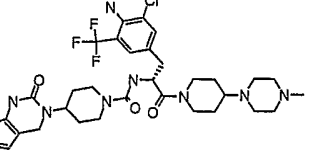
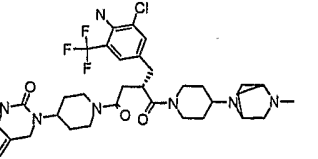
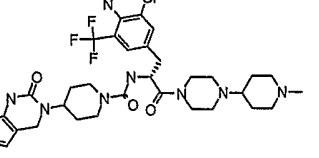
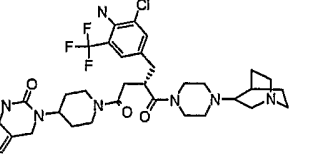
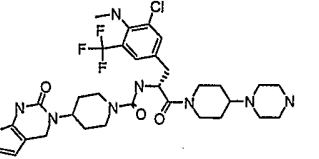
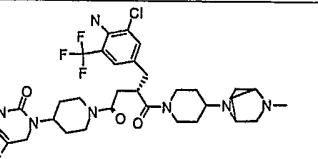
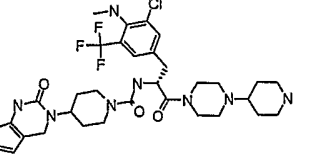
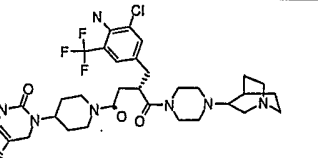
1281		1431	
1282		1432	
1283		1433	
1284		1434	
1285		1435	
1286		1436	
1287		1437	
1288		1438	
1289		1439	
1290		1440	

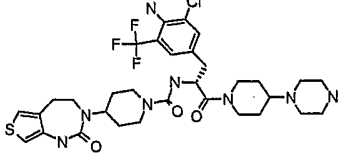
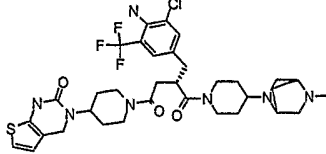
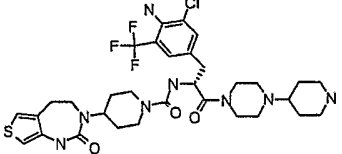
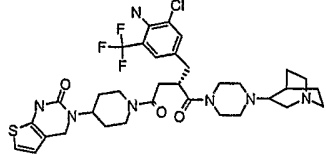
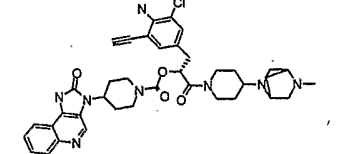
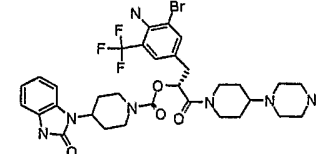
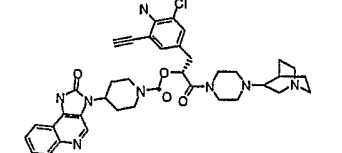
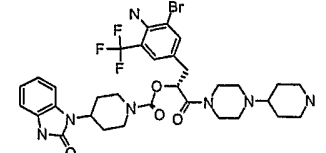
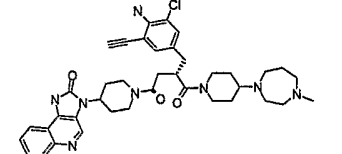
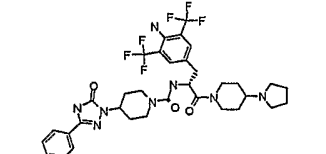
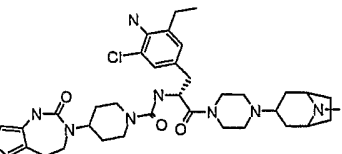
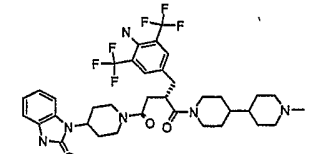
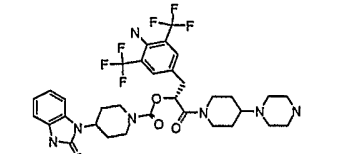
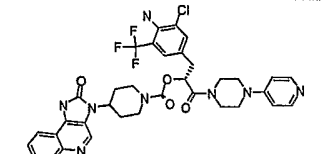
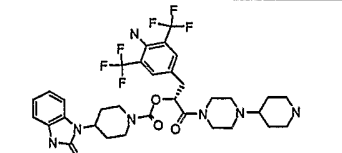
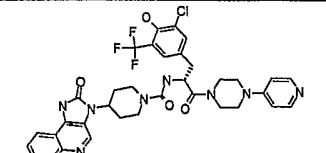
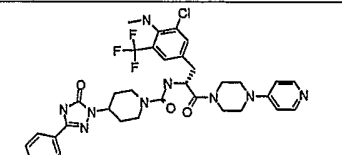
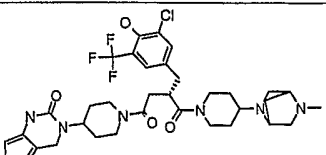
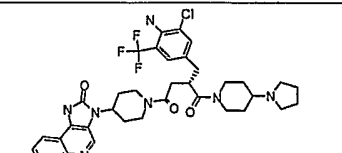
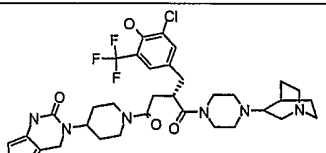
1291		1441	
1292		1442	
1293		1443	
1294		1444	
1295		1445	
1296		1446	
1297		1447	
1298		1448	
1299		1449	
1300		1450	

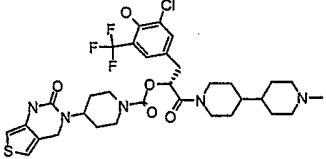
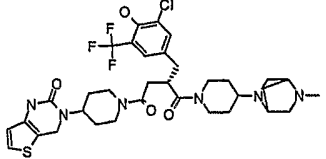
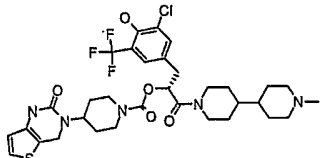
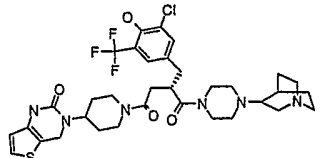
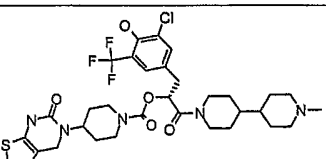
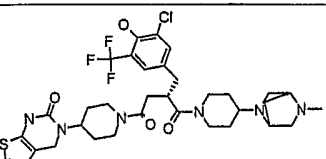
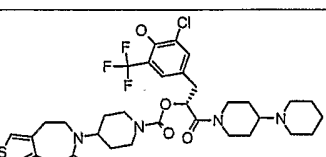
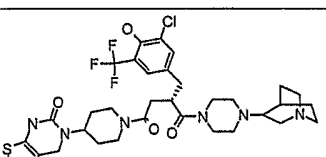
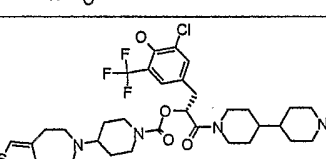
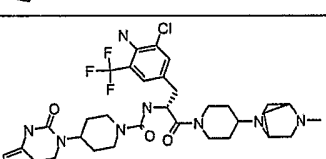
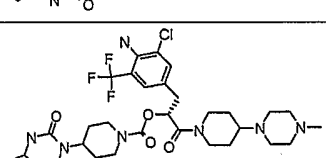
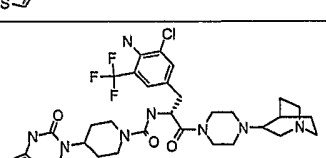
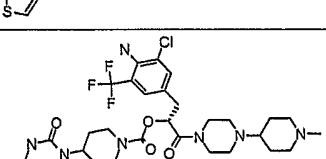
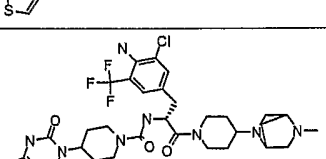
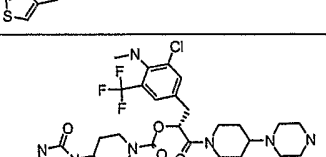
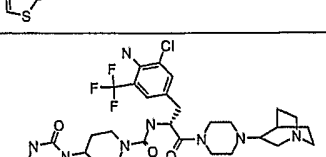
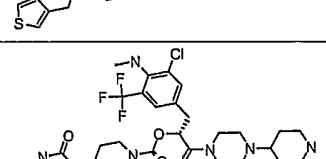
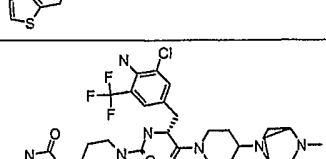
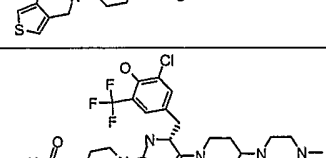
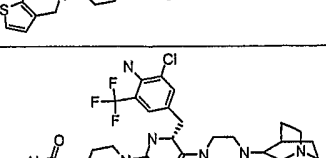
1301		1451	
1302		1452	
1303		1453	
1304		1454	
1305		1455	
1306		1456	
1307		1457	
1308		1458	
1309		1459	
1310		1460	



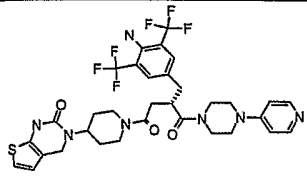
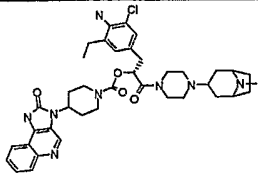
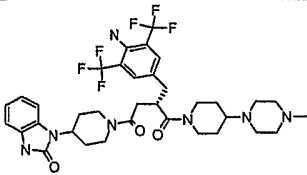
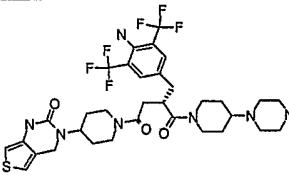
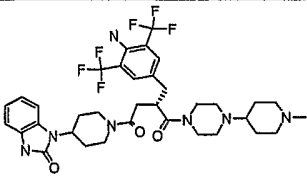
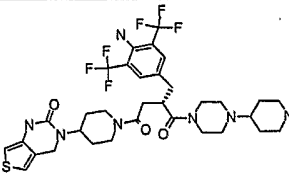
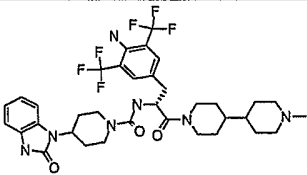
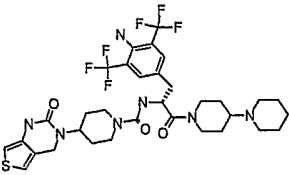
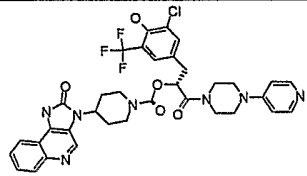
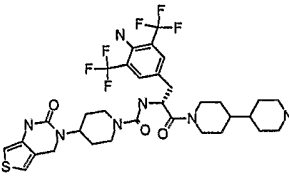
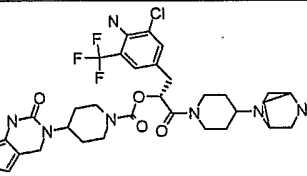
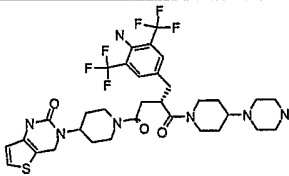
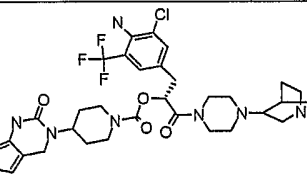
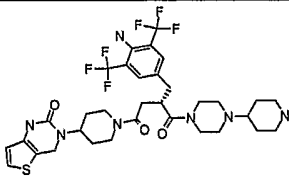
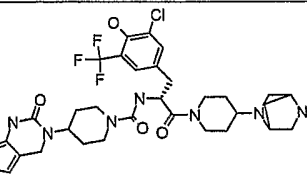
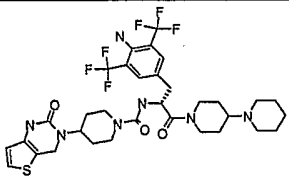
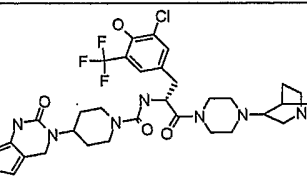
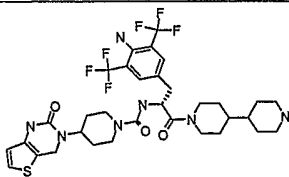
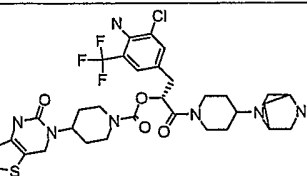
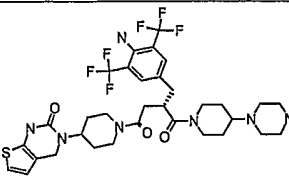
1311		1461	
1312		1462	
1313		1463	
1314		1464	
1315		1465	
1316		1466	
1317		1467	
1318		1468	
1319		1469	
1320		1470	

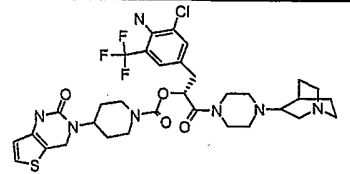
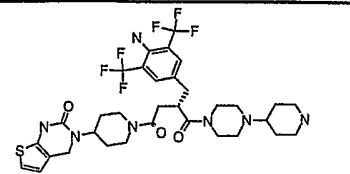
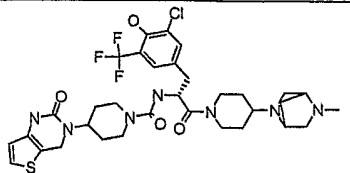
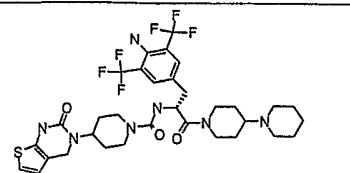
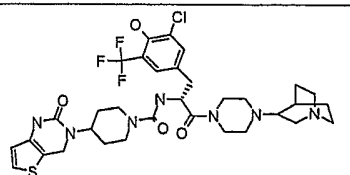
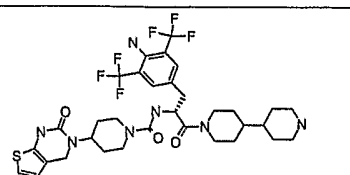
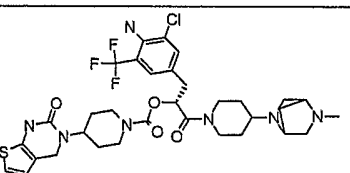
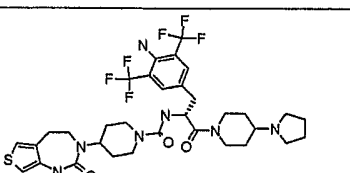
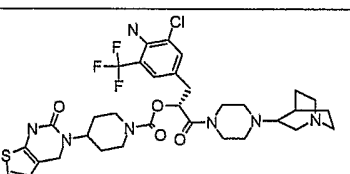
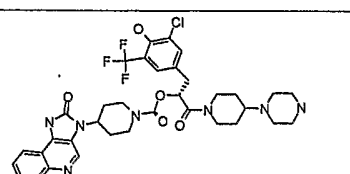
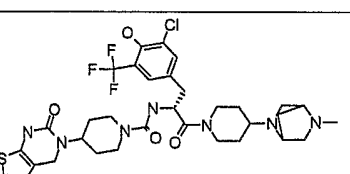
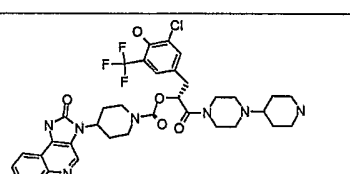
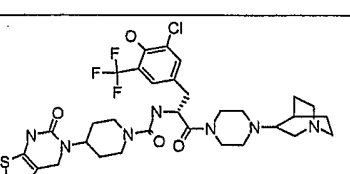
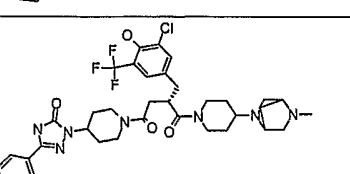
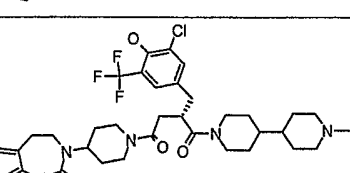
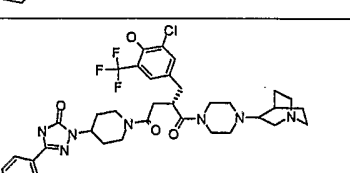
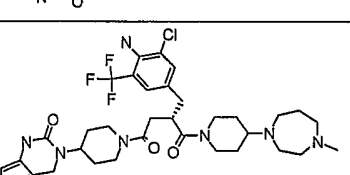
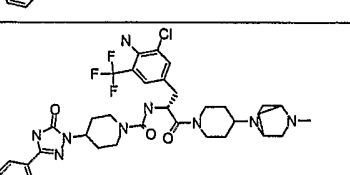
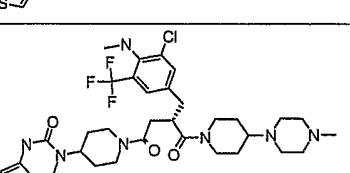
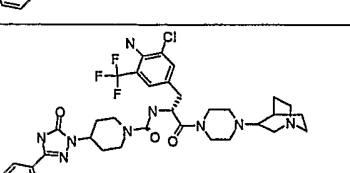
1321		1471	
1322		1472	
1323		1473	
1324		1474	
1325		1475	
1326		1476	
1327		1477	
1328		1478	
1329		1479	
1330		1480	

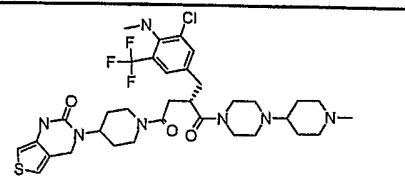
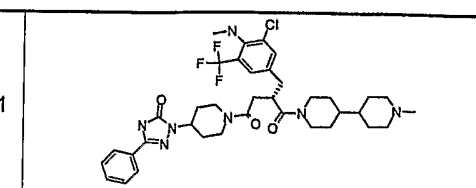
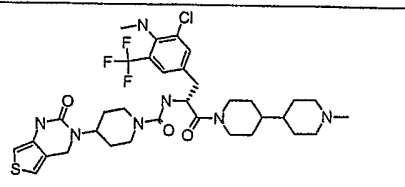
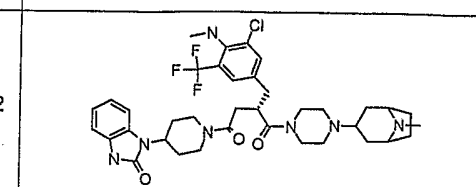
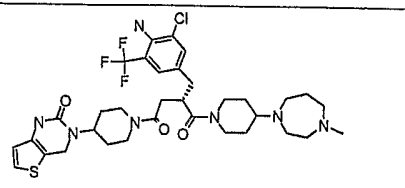
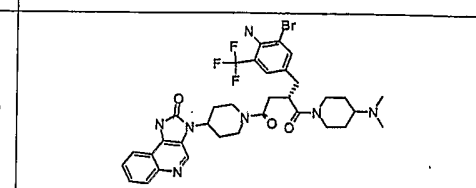
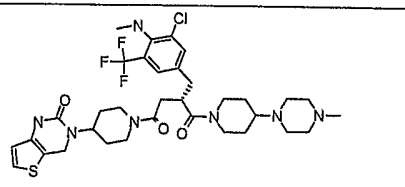
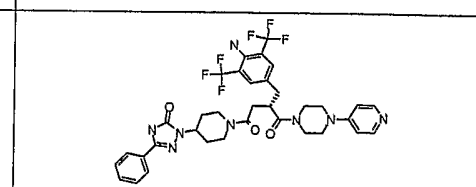
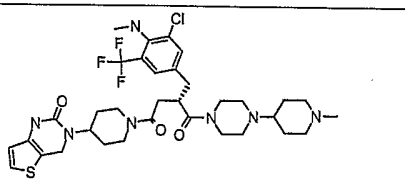
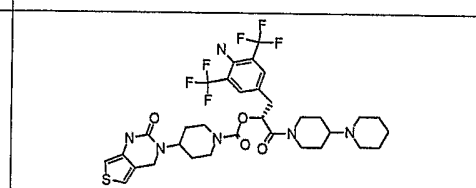
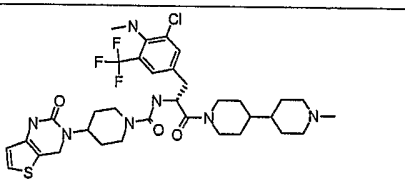
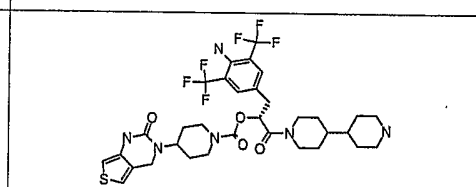
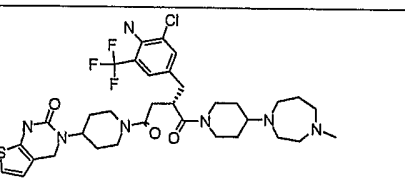
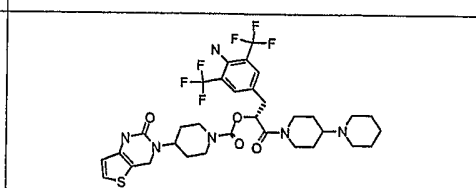
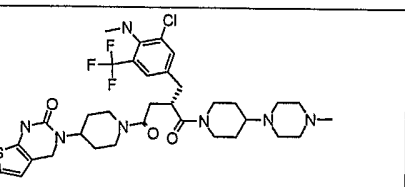
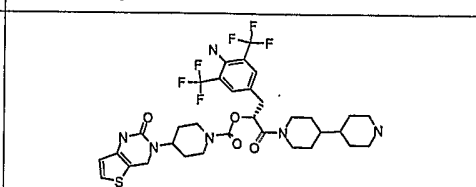
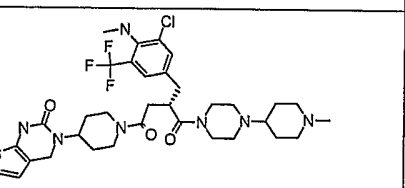
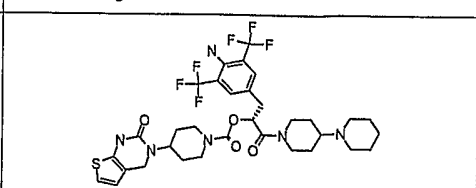
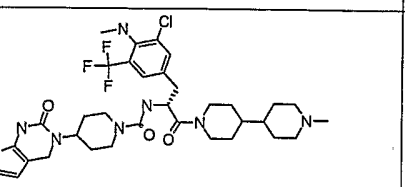
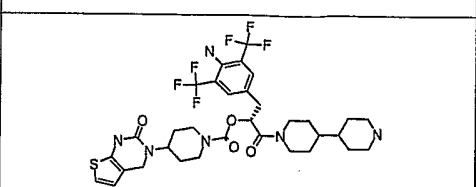
1331		1481	
1332		1482	
1333		1483	
1334		1484	
1335		1485	
1336		1486	
1337		1487	
1338		1488	
1339		1489	
1340		1490	

1341		1491	
1342		1492	
1343		1493	
1344		1494	
1345		1495	
1346		1496	
1347		1497	
1348		1498	
1349		1499	
1350		1500	

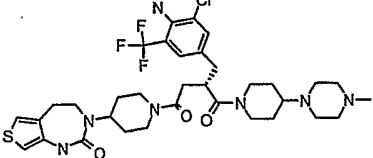
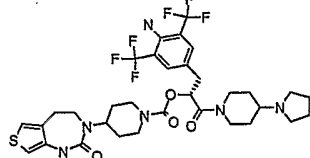
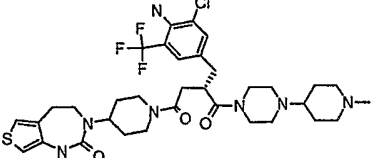
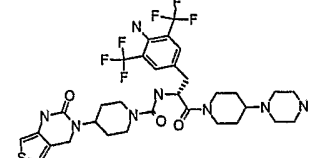
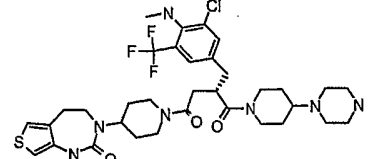
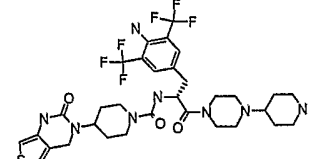
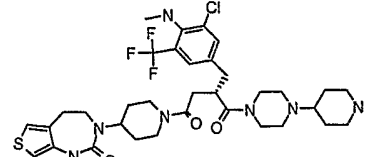
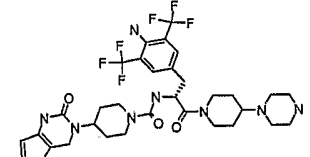
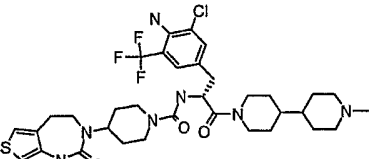
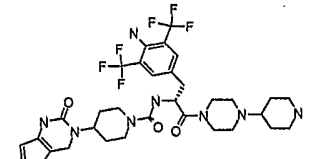
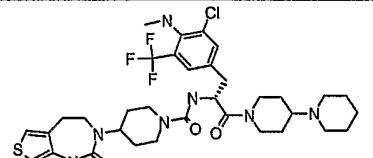
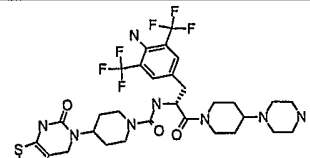
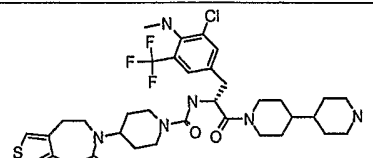
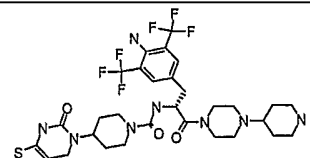
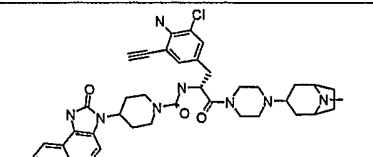
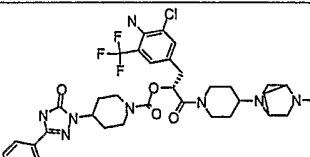
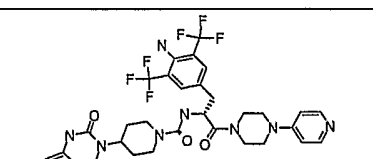
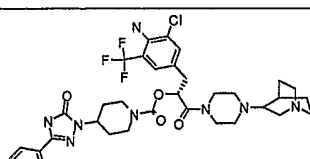
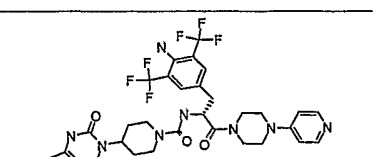
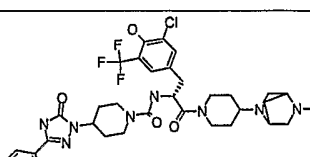
1501		1651	
1502		1652	
1503		1653	
1504		1654	
1505		1655	
1506		1656	
1507		1657	
1508		1658	
1509		1659	
1510		1660	

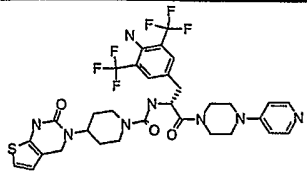
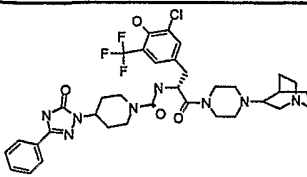
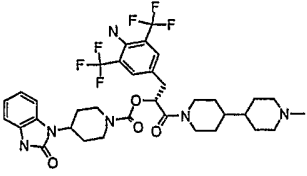
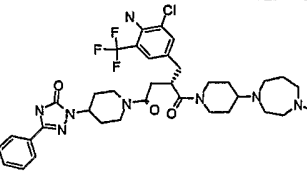
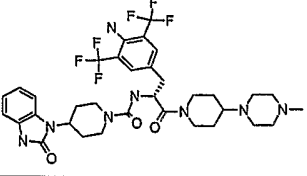
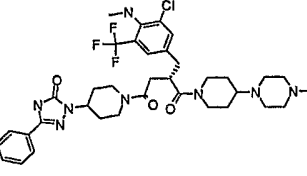
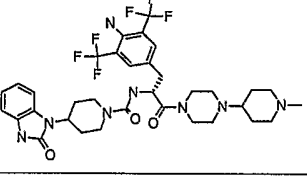
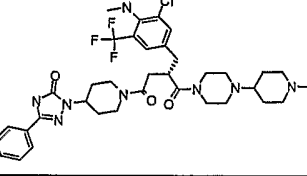
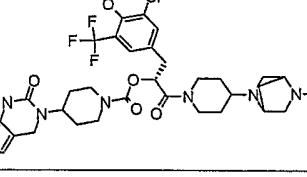
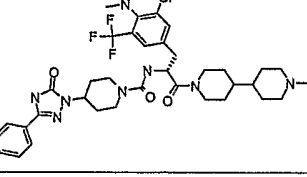
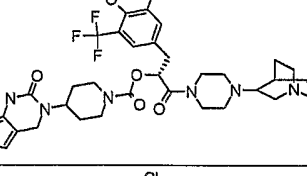
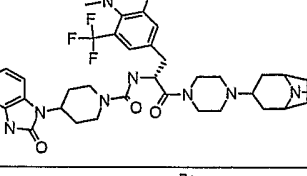
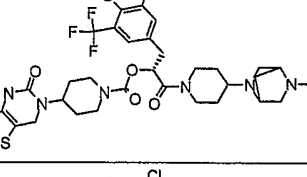
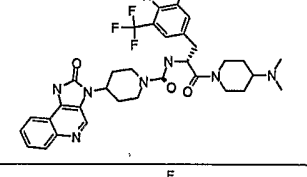
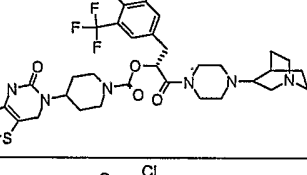
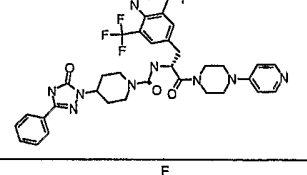
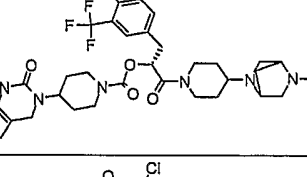
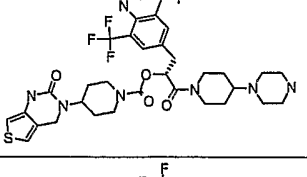
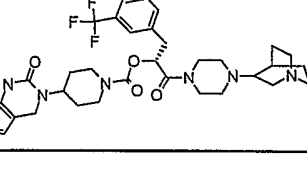
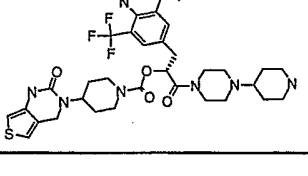
1511		1661	
1512		1662	
1513		1663	
1514		1664	
1515		1665	
1516		1666	
1517		1667	
1518		1668	
1519		1669	
1520		1670	

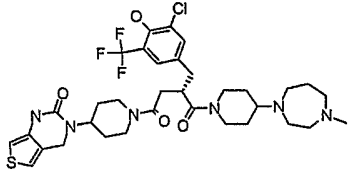
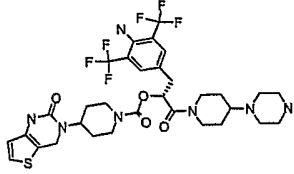
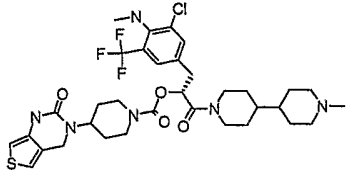
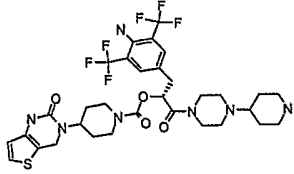
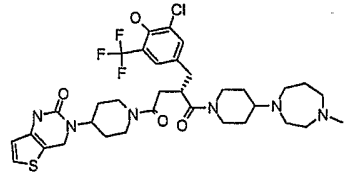
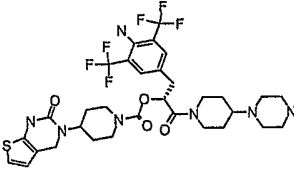
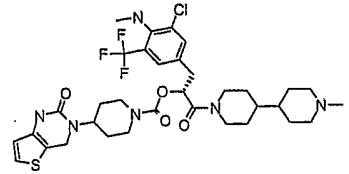
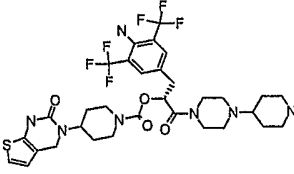
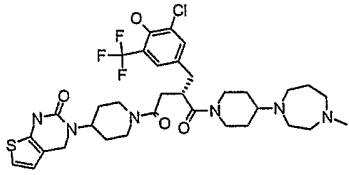
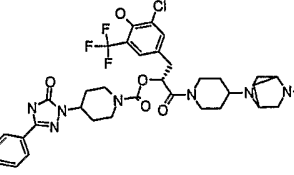
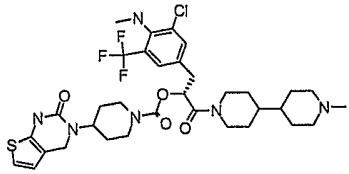
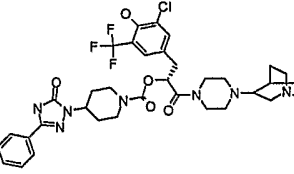
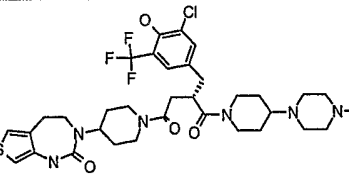
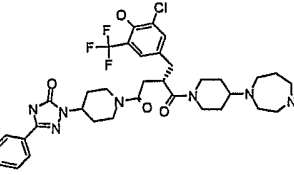
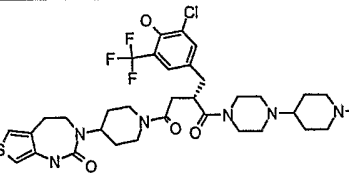
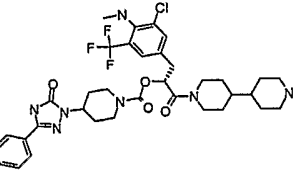
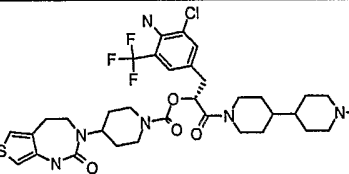
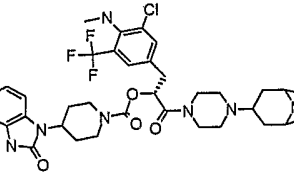
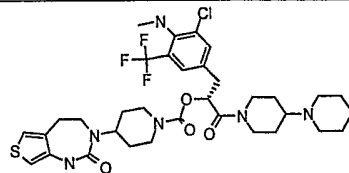
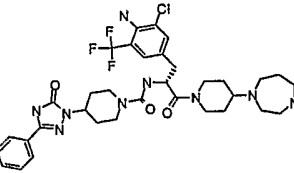
1521		1671	
1522		1672	
1523		1673	
1524		1674	
1525		1675	
1526		1676	
1527		1677	
1528		1678	
1529		1679	
1530		1680	

1531		1681	
1532		1682	
1533		1683	
1534		1684	
1535		1685	
1536		1686	
1537		1687	
1538		1688	
1539		1689	
1540		1690	

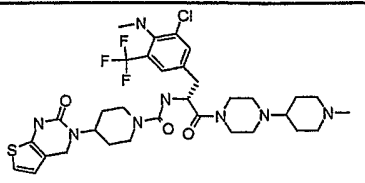
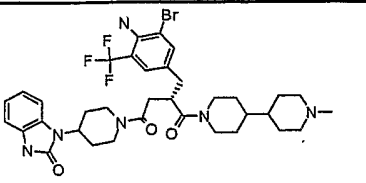
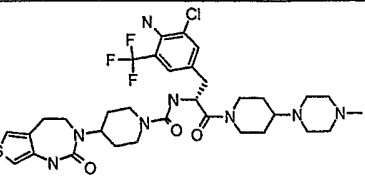
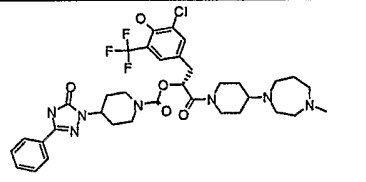
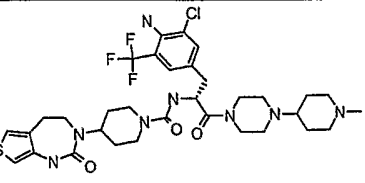
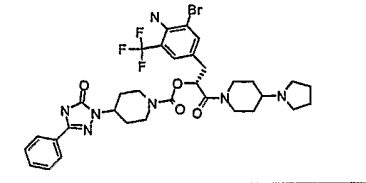
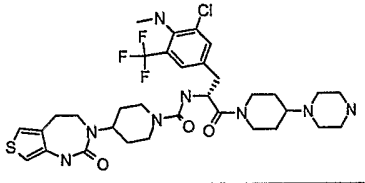
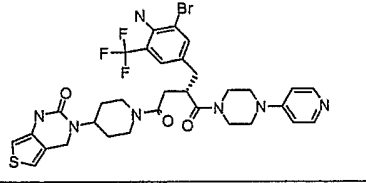
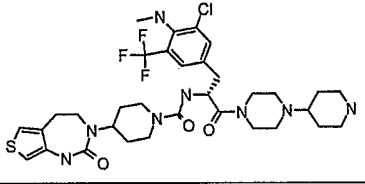
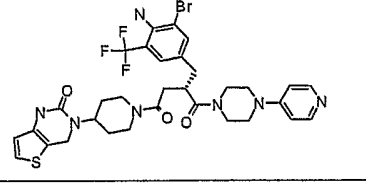
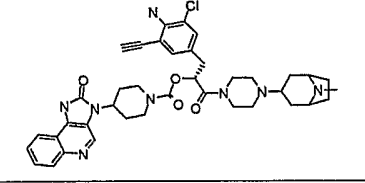
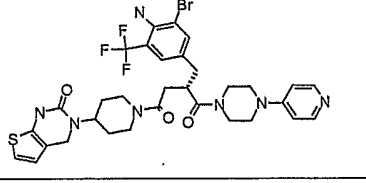
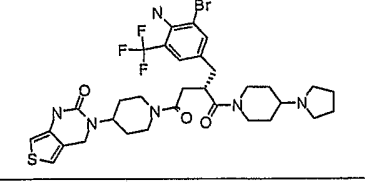
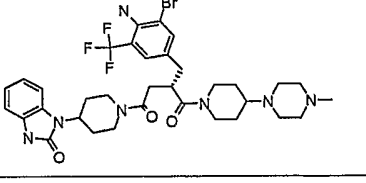
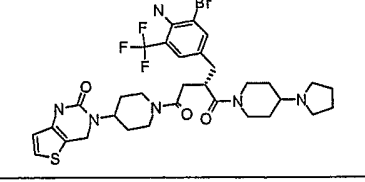
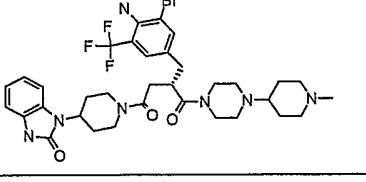
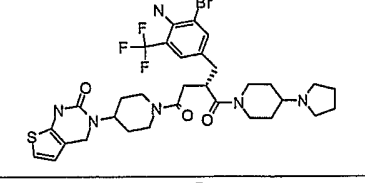
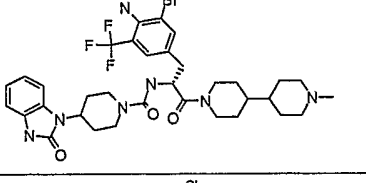
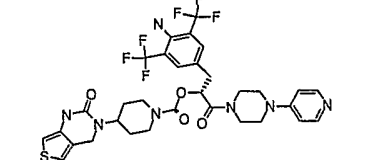
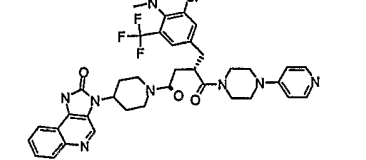


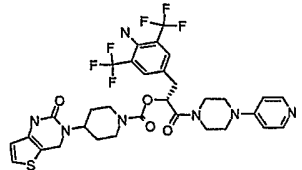
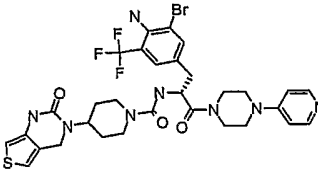
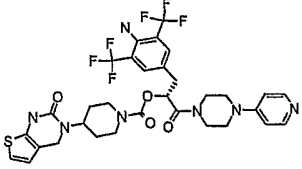
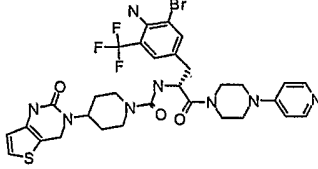
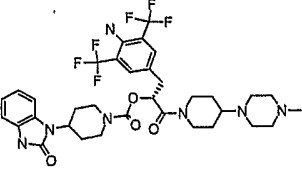
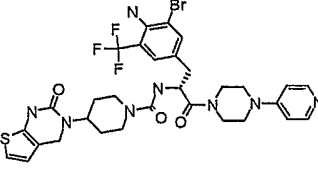
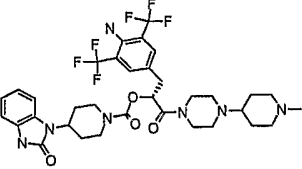
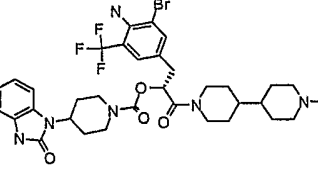
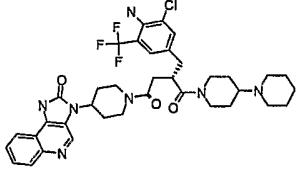
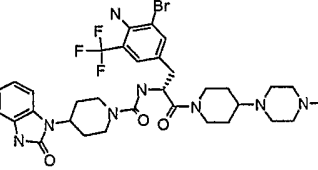
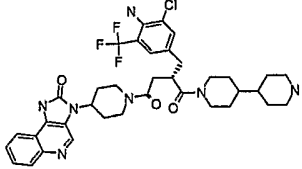
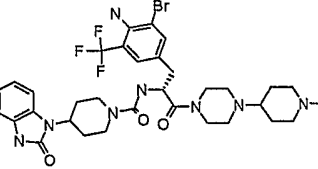
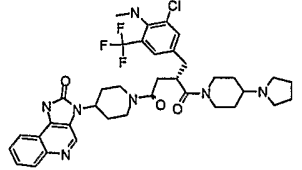
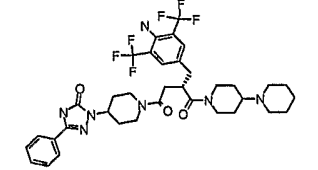
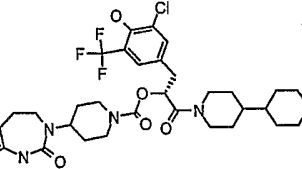
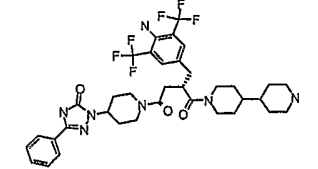
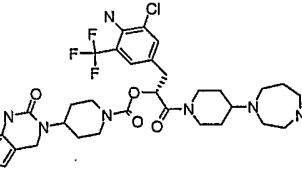
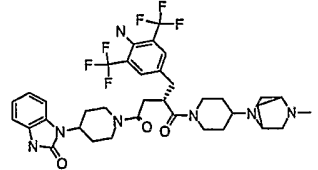
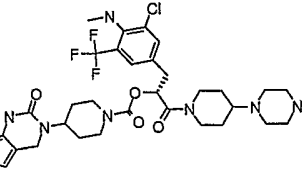
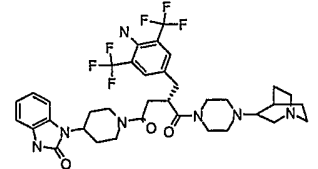
1541		1691	
1542		1692	
1543		1693	
1544		1694	
1545		1695	
1546		1696	
1547		1697	
1548		1698	
1549		1699	
1550		1700	

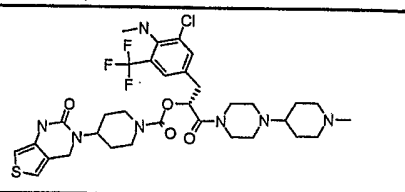
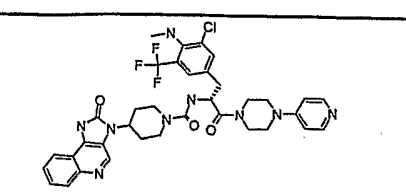
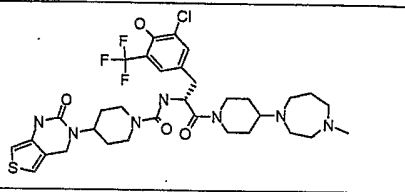
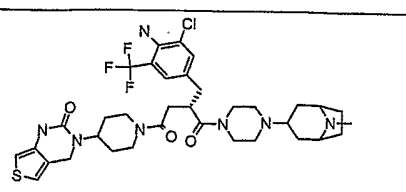
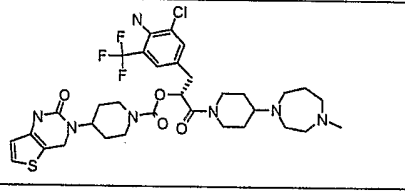
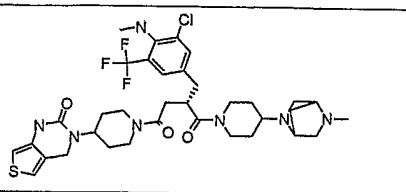
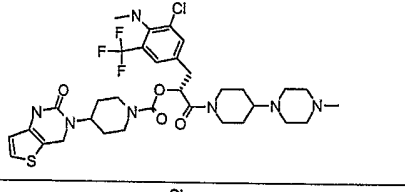
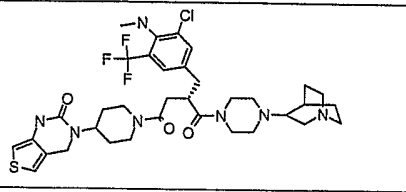
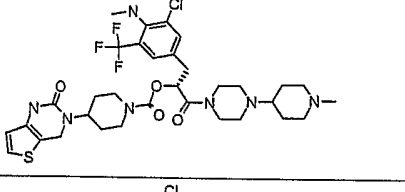
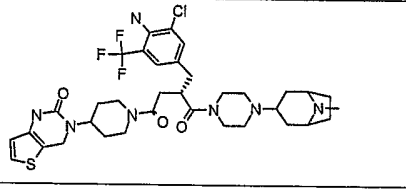
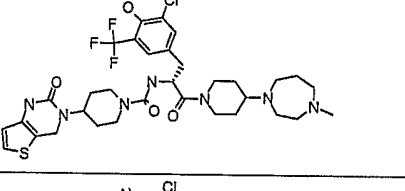
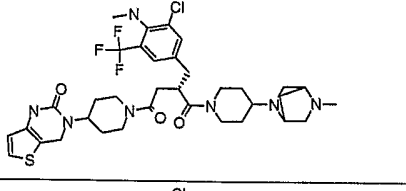
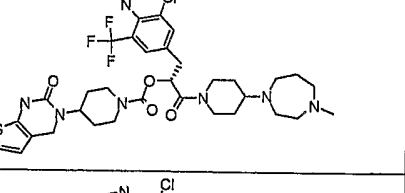
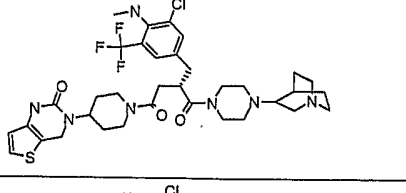
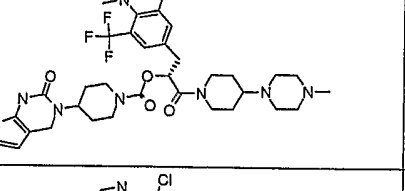
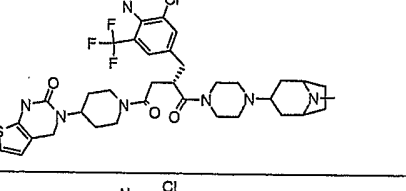
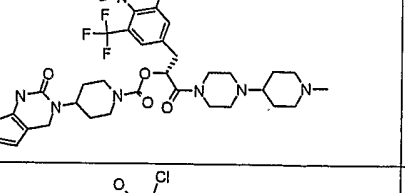
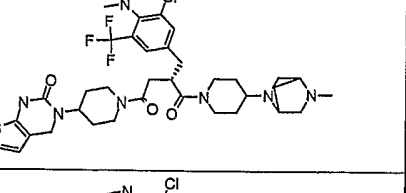
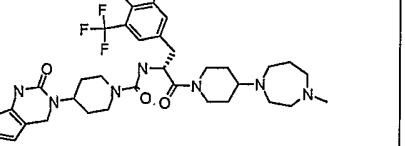
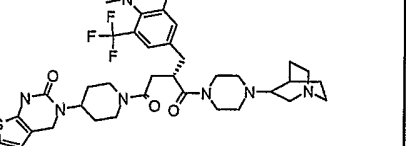
1551		1701	
1552		1702	
1553		1703	
1554		1704	
1555		1705	
1556		1706	
1557		1707	
1558		1708	
1559		1709	
1560		1710	

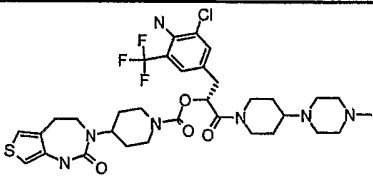
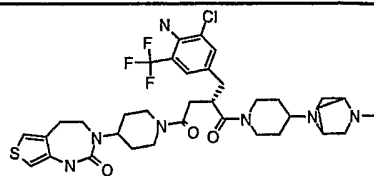
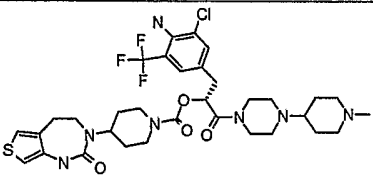
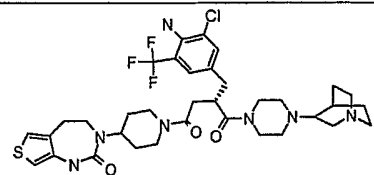
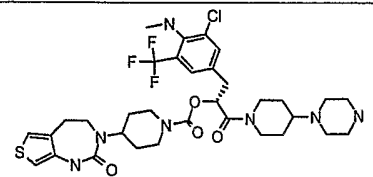
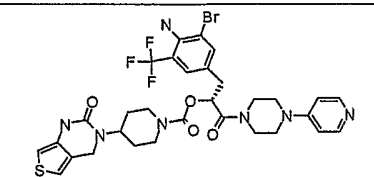
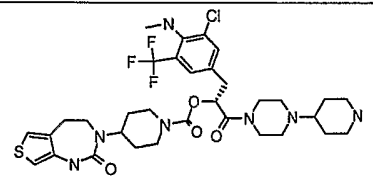
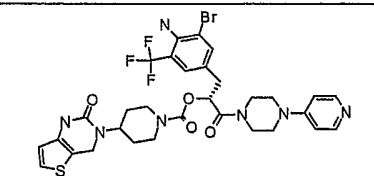
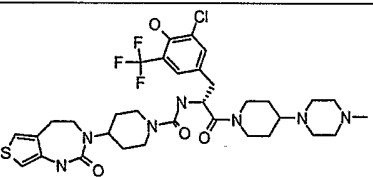
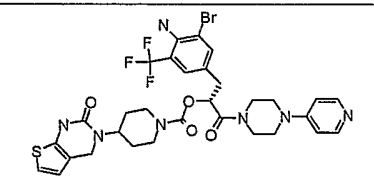
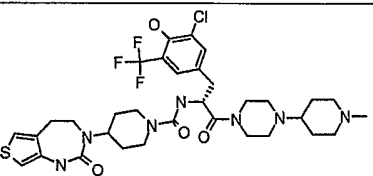
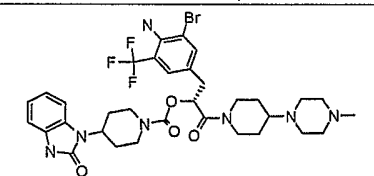
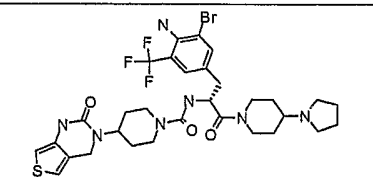
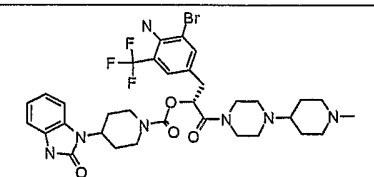
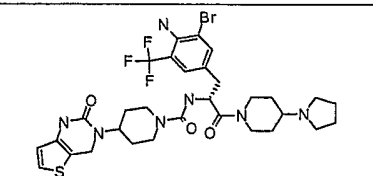
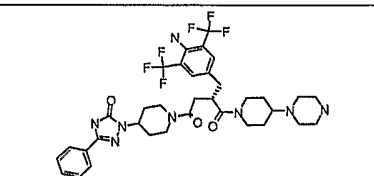
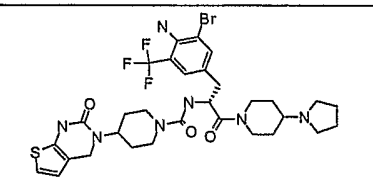
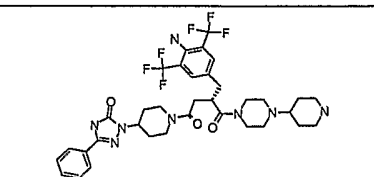
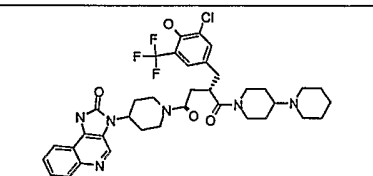
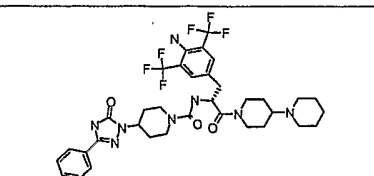
1561		1711	
1562		1712	
1563		1713	
1564		1714	
1565		1715	
1566		1716	
1567		1717	
1568		1718	
1569		1719	
1570		1720	

1571		1721		
1572		1722		
1573		1723		
1574		1724		
1575		1725		
1576		1726		
1577		1727		
1578		1728		
1579		1729		
1580		1730		

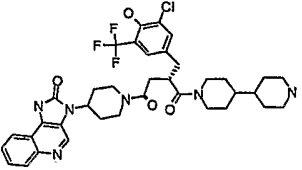
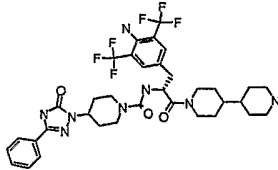
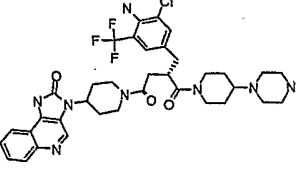
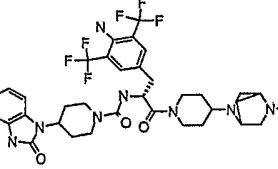
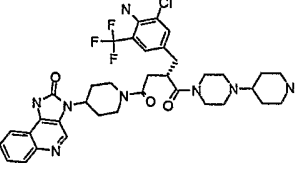
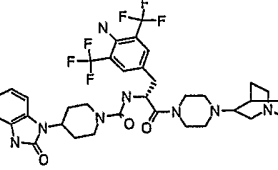
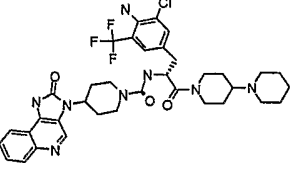
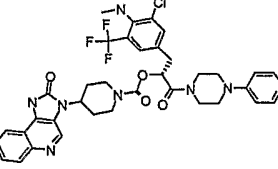
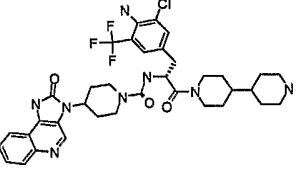
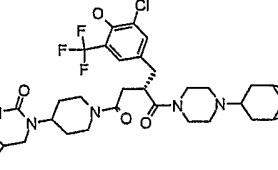
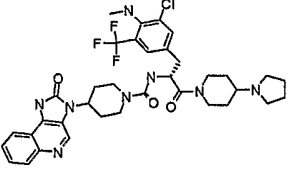
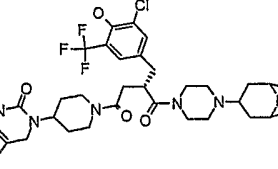
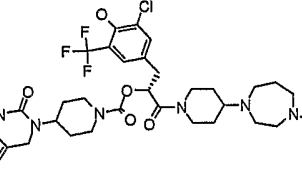
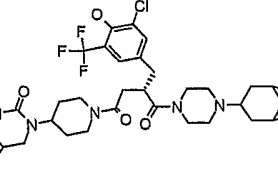
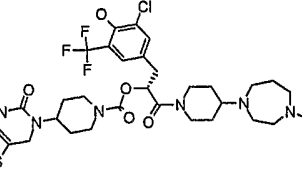
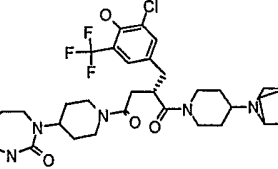
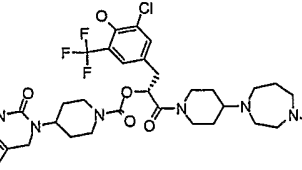
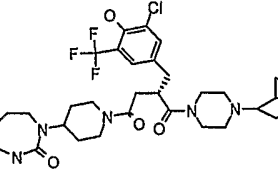
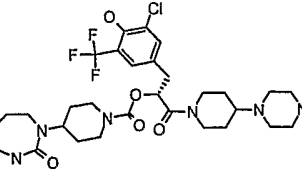
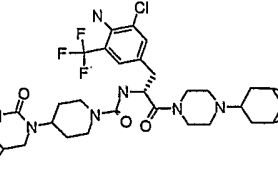
1581		1731	
1582		1732	
1583		1733	
1584		1734	
1585		1735	
1586		1736	
1587		1737	
1588		1738	
1589		1739	
1590		1740	

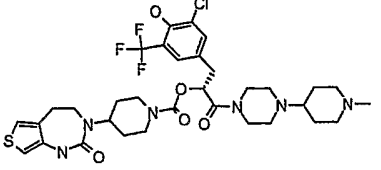
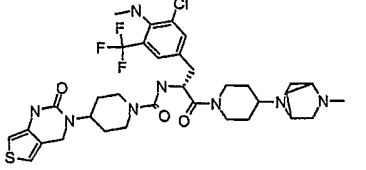
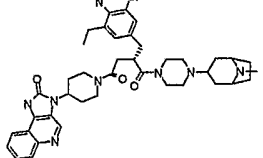
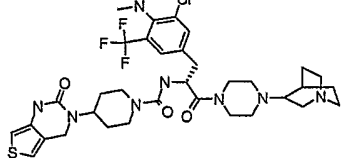
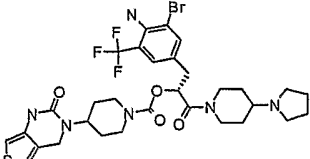
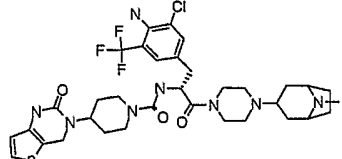
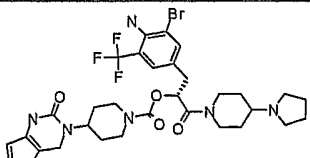
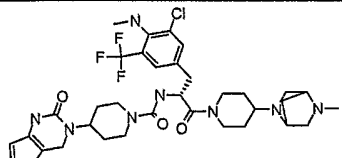
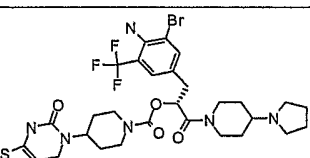
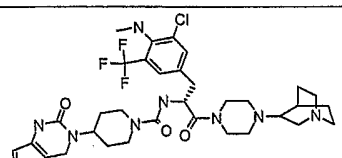
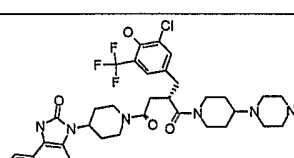
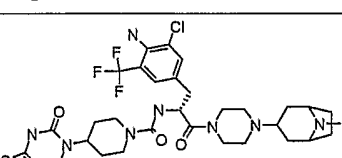
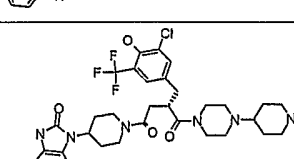
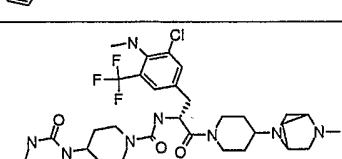
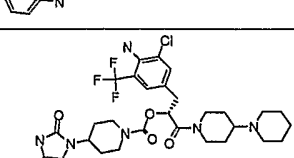
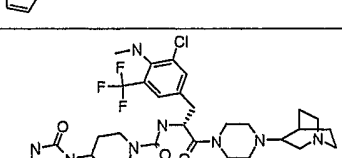
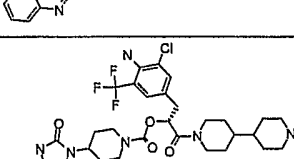
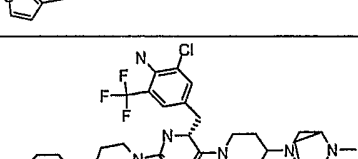
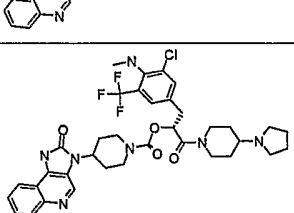
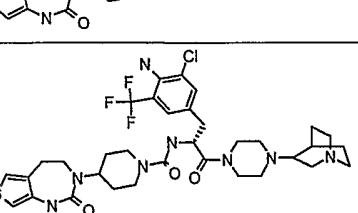
1591		1741	
1592		1742	
1593		1743	
1594		1744	
1595		1745	
1596		1746	
1597		1747	
1598		1748	
1599		1749	
1600		1750	

1601		1751	
1602		1752	
1603		1753	
1604		1754	
1605		1755	
1606		1756	
1607		1757	
1608		1758	
1609		1759	
1610		1760	

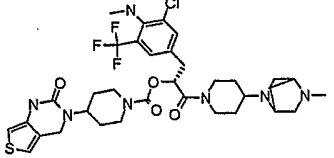
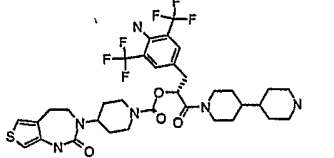
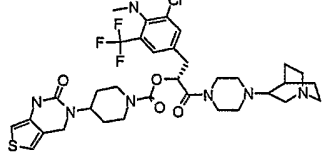
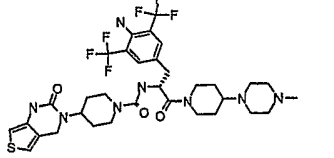
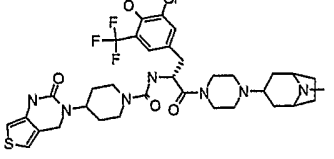
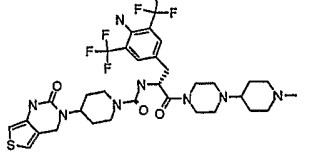
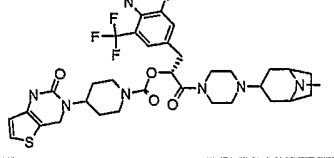
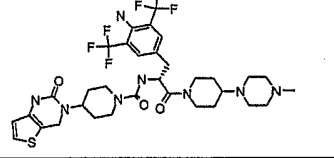
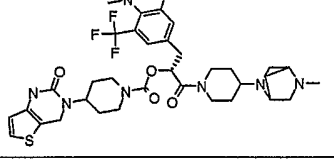
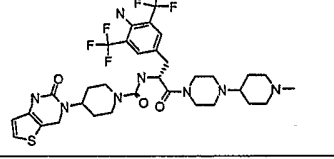
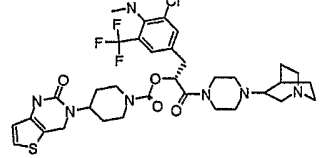
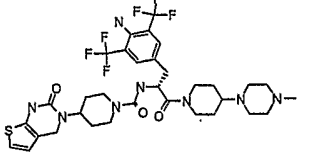
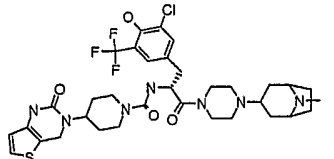
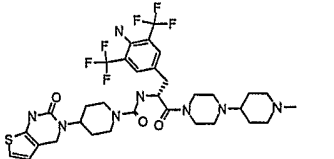
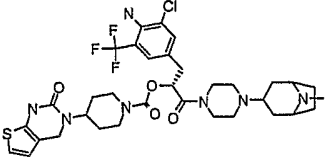
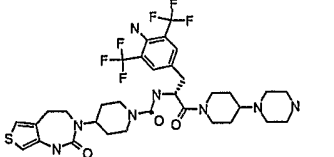
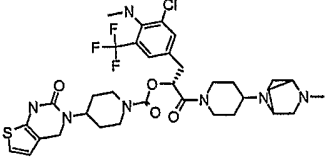
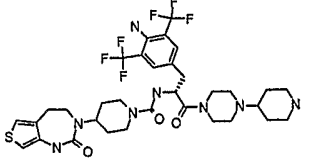
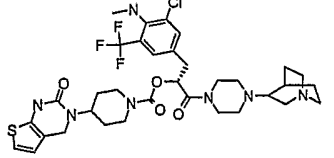
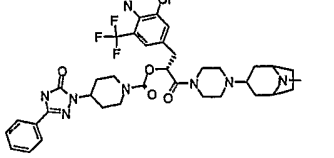
1611		1761	
1612		1762	
1613		1763	
1614		1764	
1615		1765	
1616		1766	
1617		1767	
1618		1768	
1619		1769	
1620		1770	

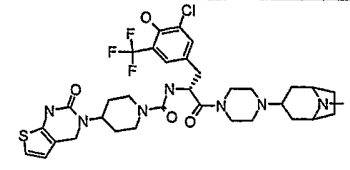
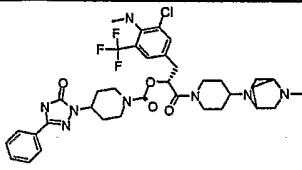
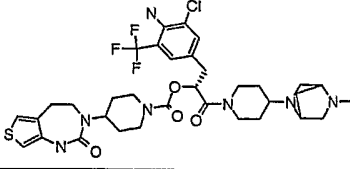
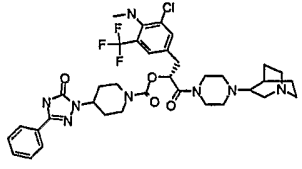
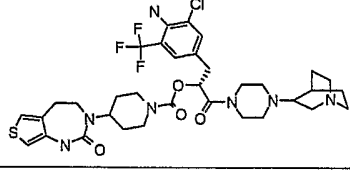
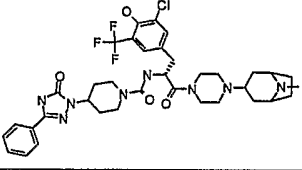
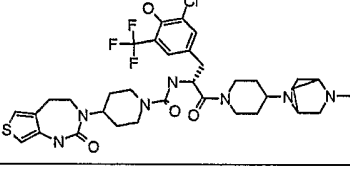
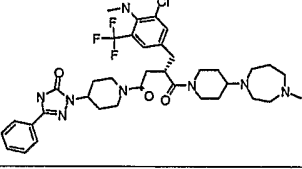
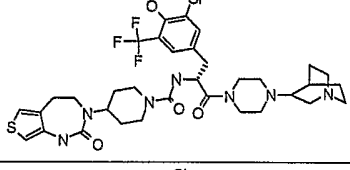
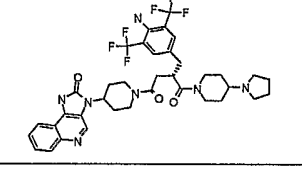
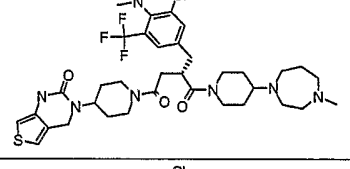
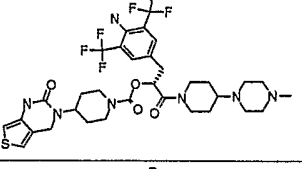
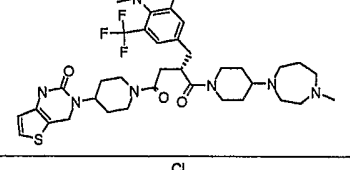
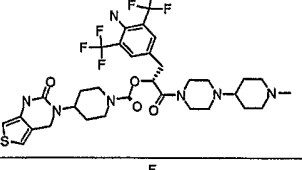
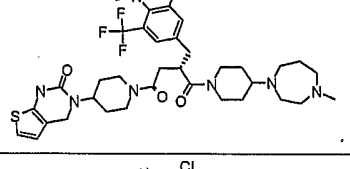
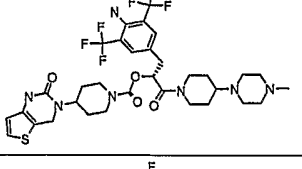
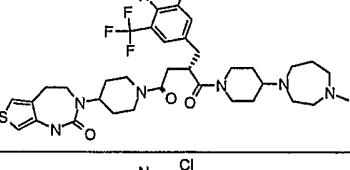
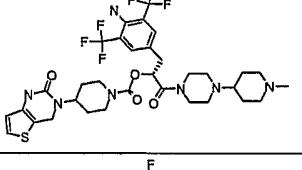
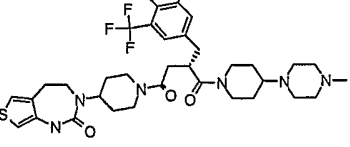
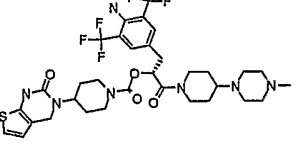


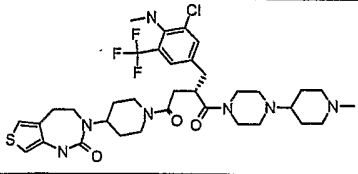
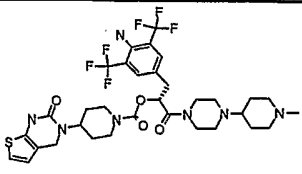
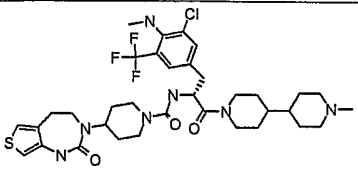
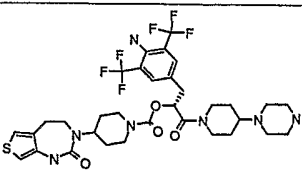
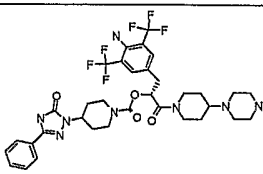
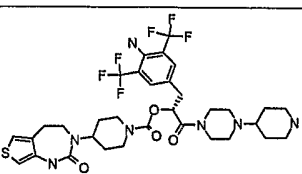
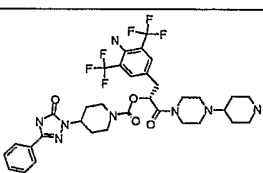
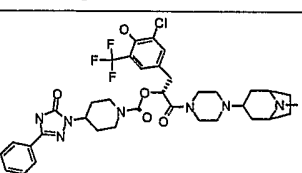
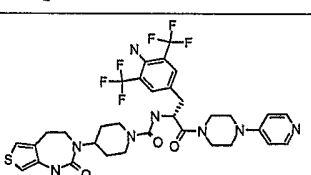
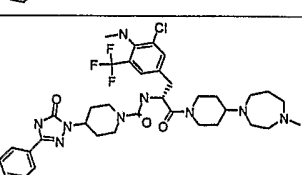
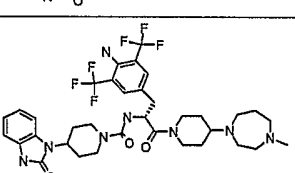
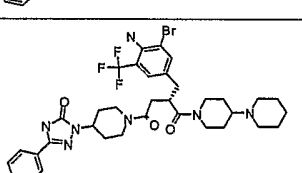
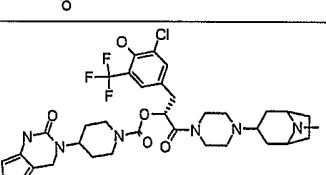
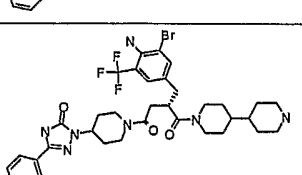
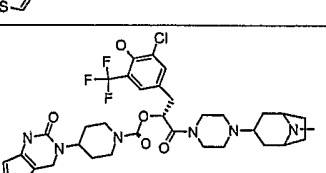
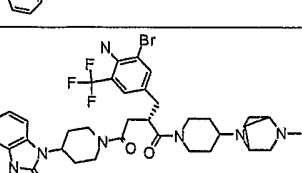
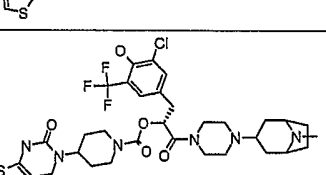
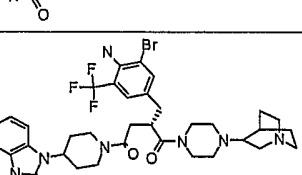
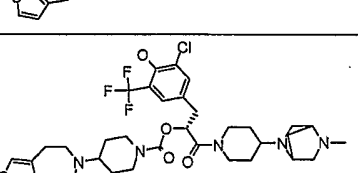
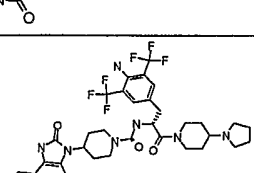
1621		1771	
1622		1772	
1623		1773	
1624		1774	
1625		1775	
1626		1776	
1627		1777	
1628		1778	
1629		1779	
1630		1780	

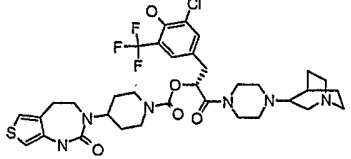
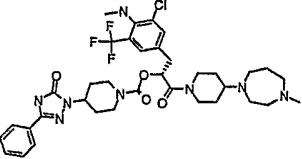
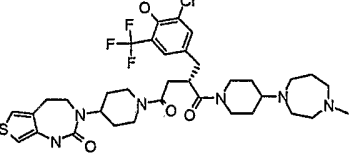
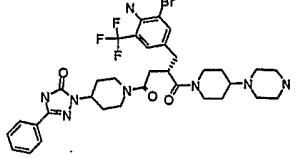
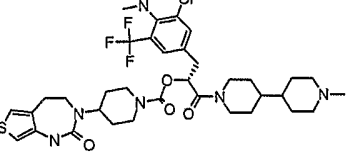
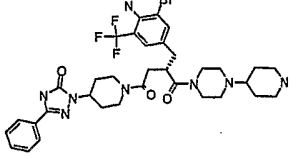
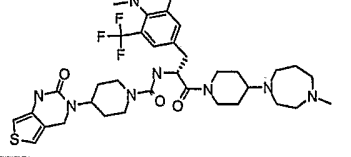
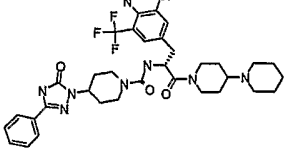
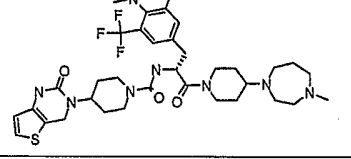
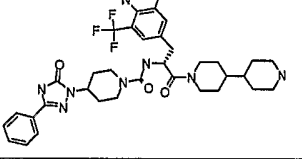
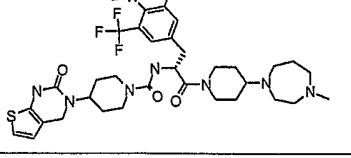
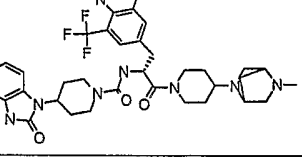
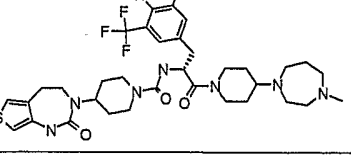
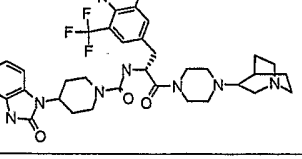
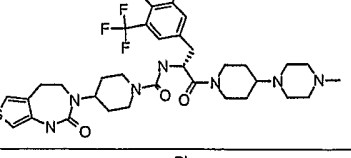
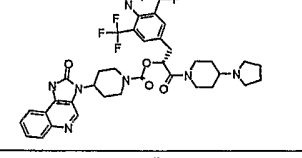
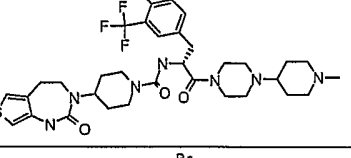
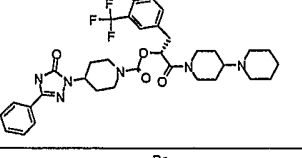
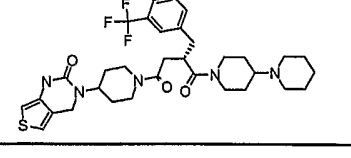
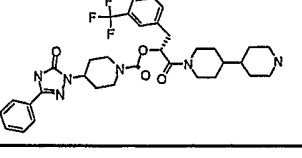
1631		1781	
1632		1782	
1633		1783	
1634		1784	
1635		1785	
1636		1786	
1637		1787	
1638		1788	
1639		1789	
1640		1790	

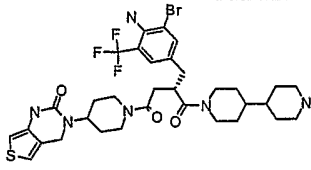
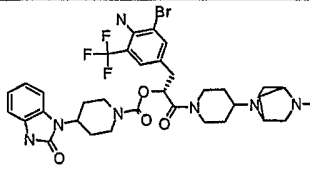
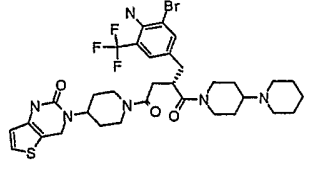
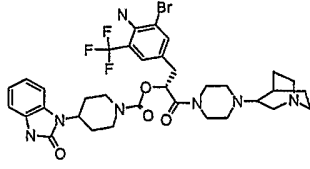
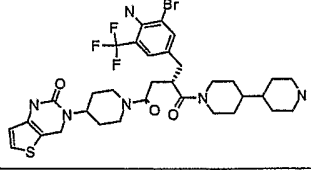
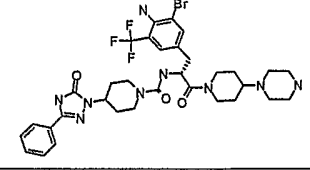
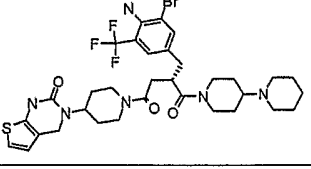
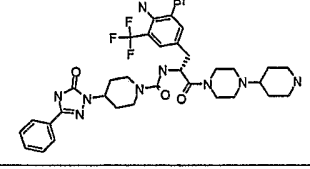
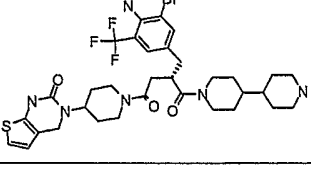
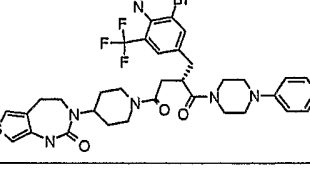
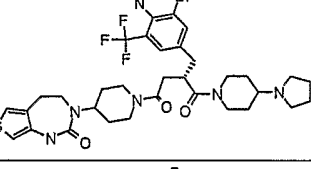
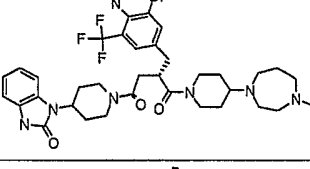
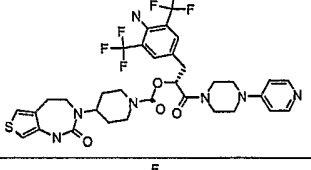
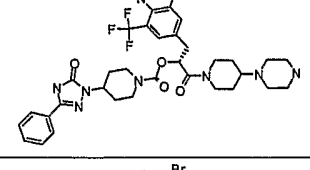
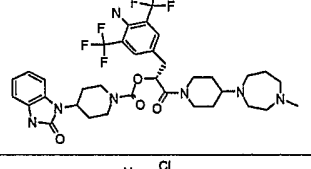
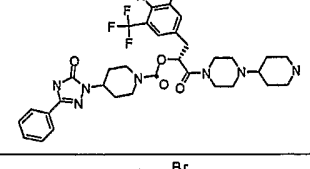
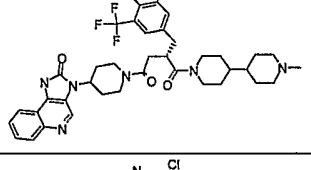
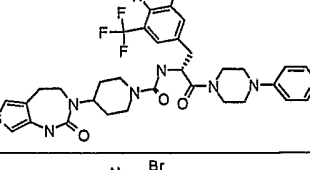
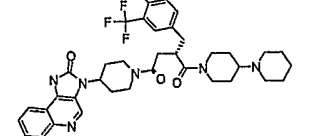
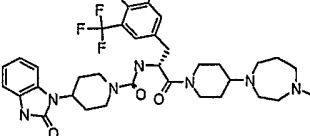
1641		1791	
1642		1792	
1643		1793	
1644		1794	
1645		1795	
1646		1796	
1647		1797	
1648		1798	
1649		1799	
1650		1800	

1801		1951	
1802		1952	
1803		1953	
1804		1954	
1805		1955	
1806		1956	
1807		1957	
1808		1958	
1809		1959	
1810		1960	

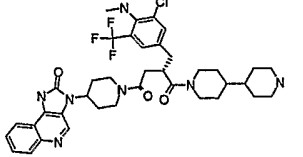
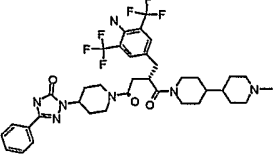
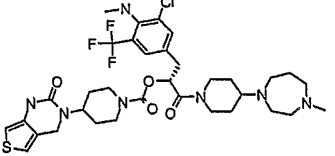
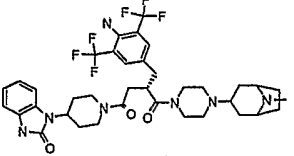
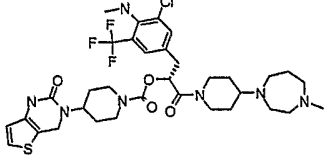
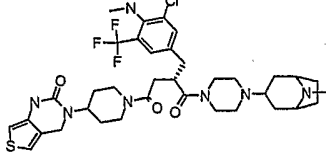
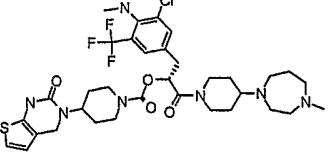
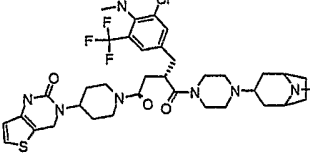
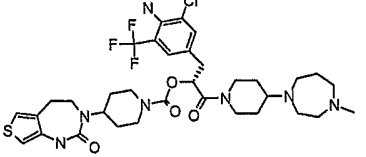
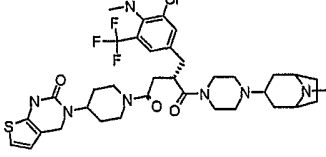
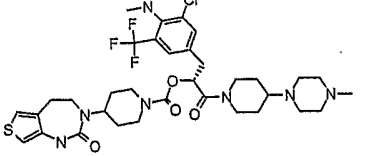
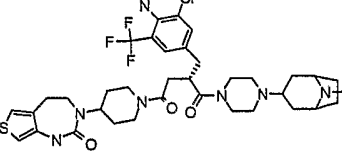
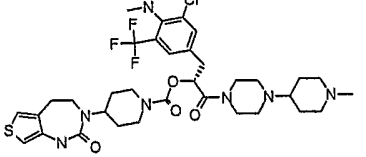
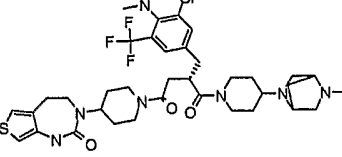
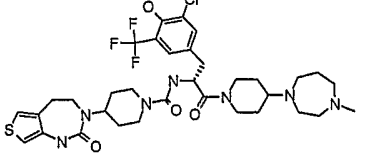
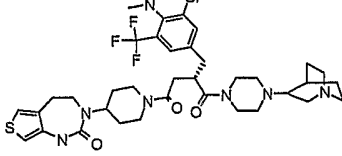
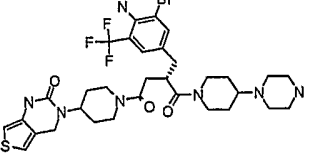
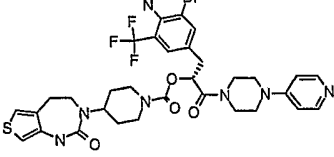
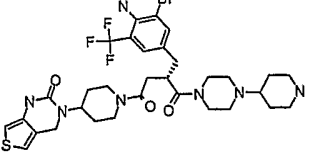
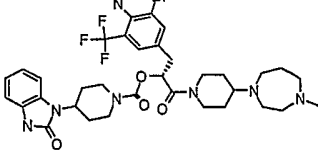
1811		1961	
1812		1962	
1813		1963	
1814		1964	
1815		1965	
1816		1966	
1817		1967	
1818		1968	
1819		1969	
1820		1970	

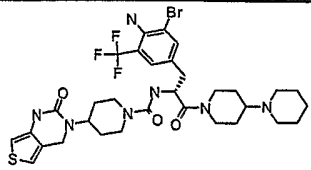
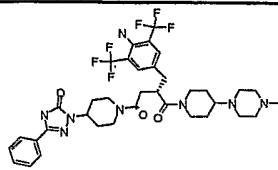
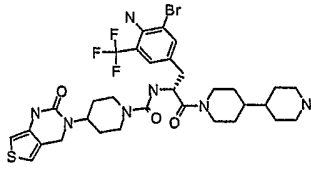
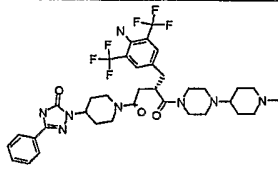
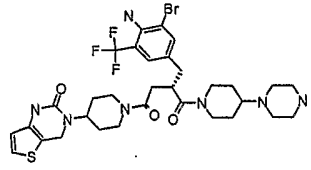
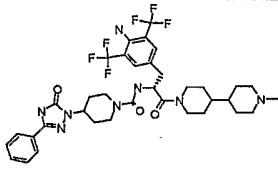
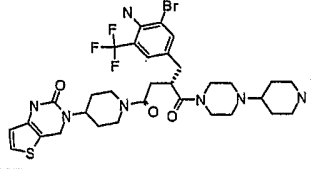
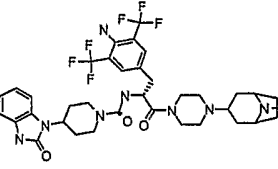
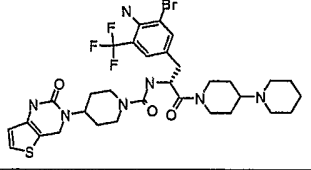
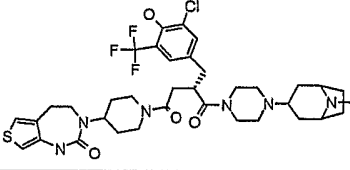
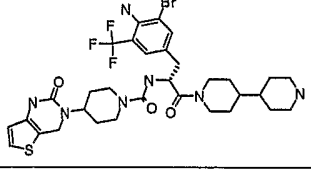
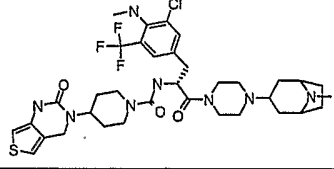
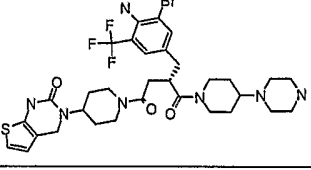
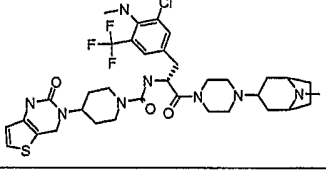
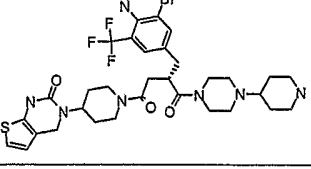
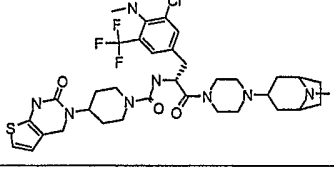
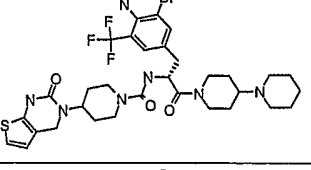
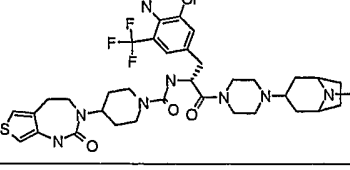
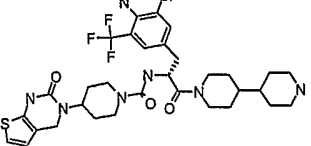
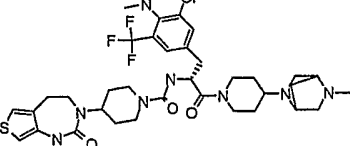
1821		1971	
1822		1972	
1823		1973	
1824		1974	
1825		1975	
1826		1976	
1827		1977	
1828		1978	
1829		1979	
1830		1980	

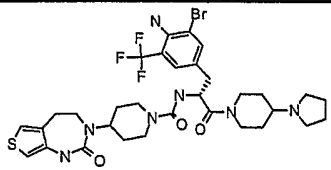
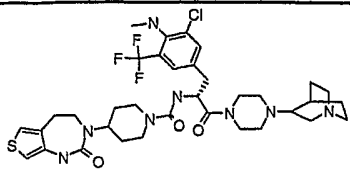
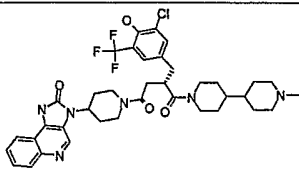
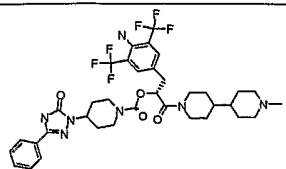
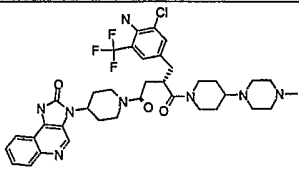
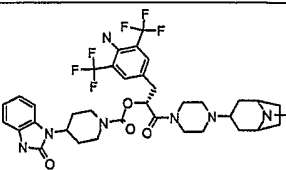
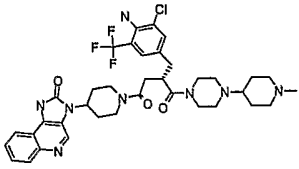
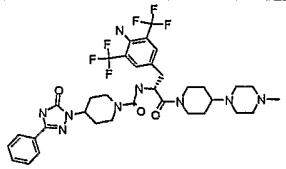
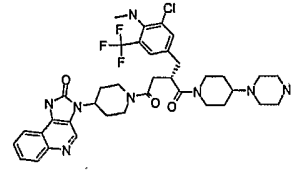
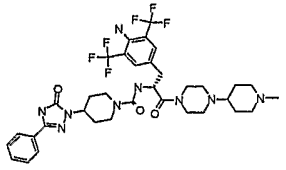
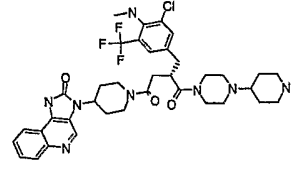
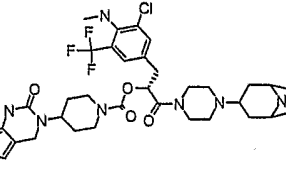
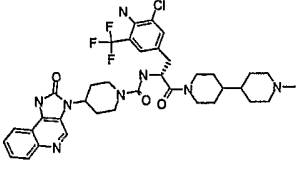
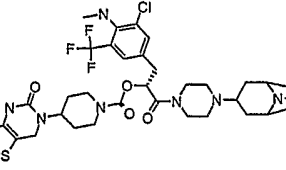
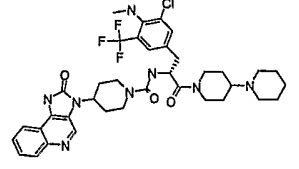
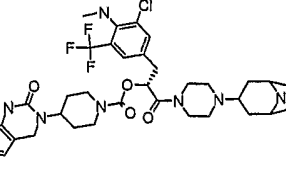
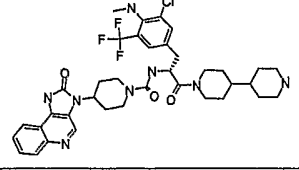
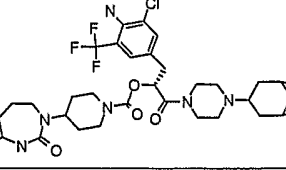
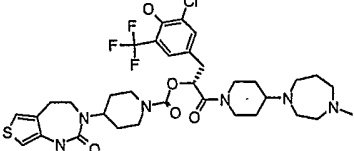
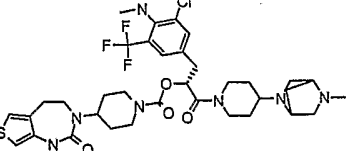
1831		1981	
1832		1982	
1833		1983	
1834		1984	
1835		1985	
1836		1986	
1837		1987	
1838		1988	
1839		1989	
1840		1990	

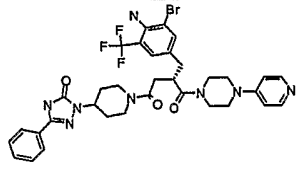
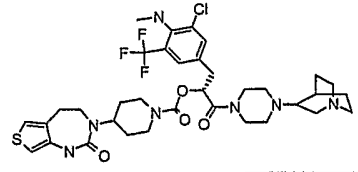
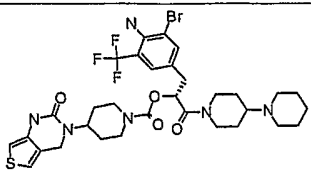
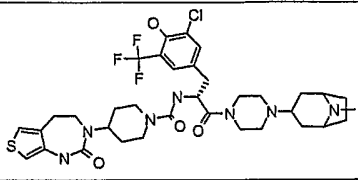
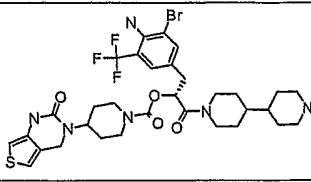
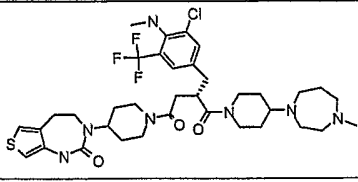
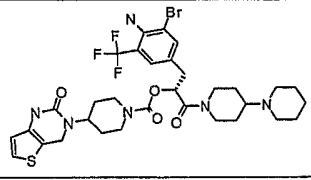
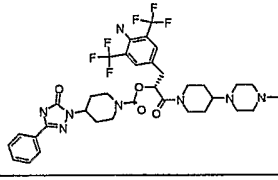
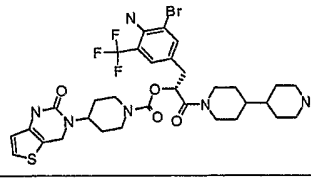
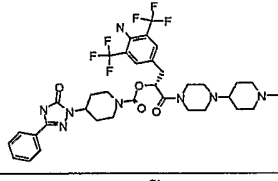
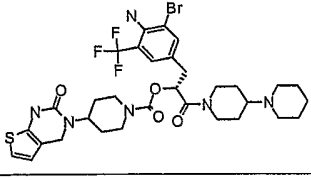
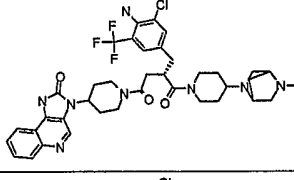
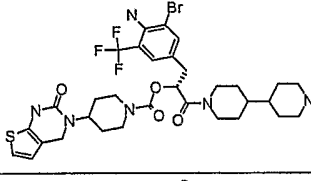
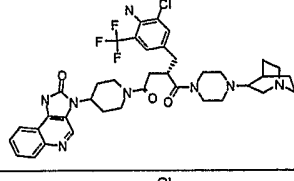
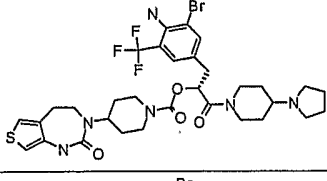
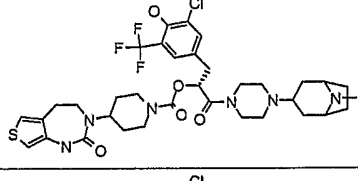
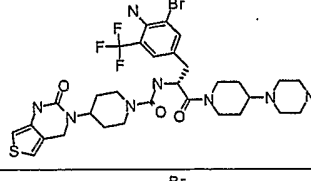
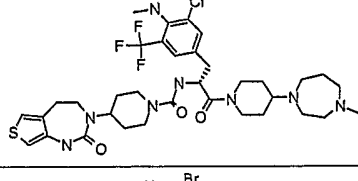
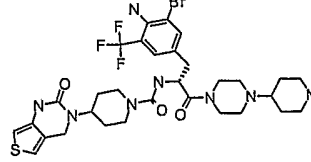
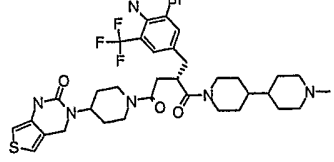
1841		1991	
1842		1992	
1843		1993	
1844		1994	
1845		1995	
1846		1996	
1847		1997	
1848		1998	
1849		1999	
1850		2000	

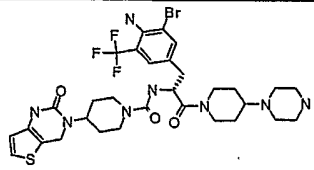
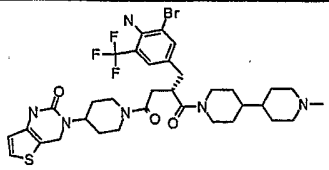
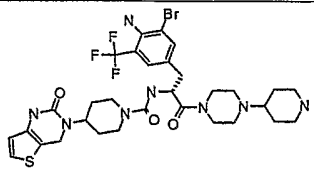
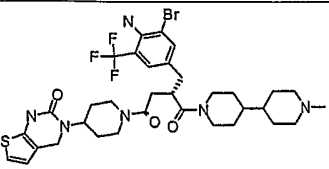
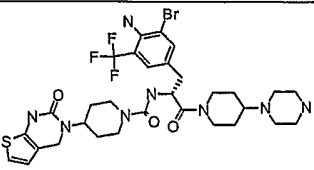
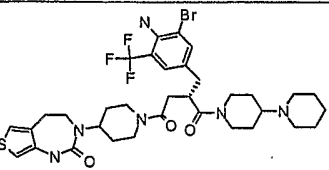
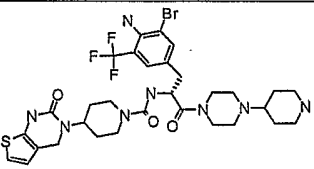
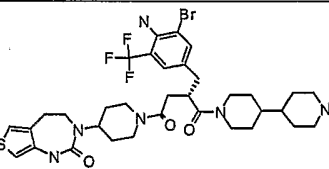
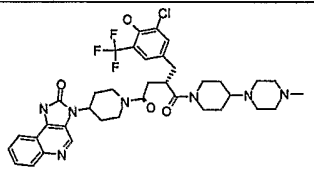
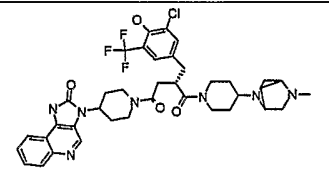
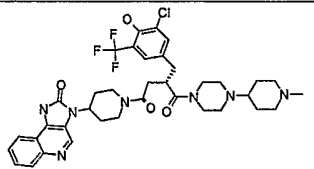
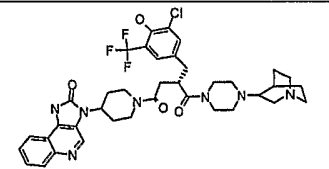
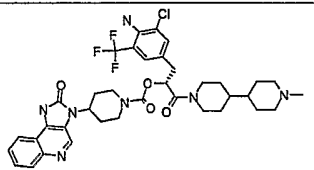
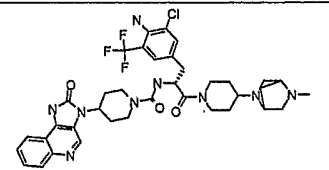
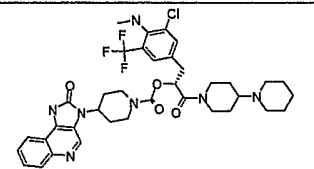
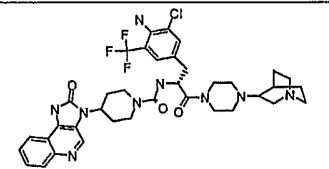
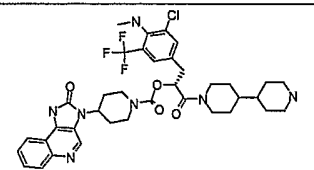
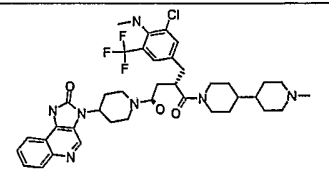
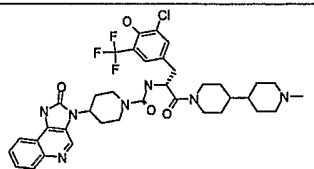
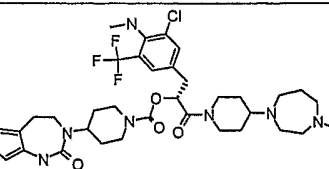


1851		2001	
1852		2002	
1853		2003	
1854		2004	
1855		2005	
1856		2006	
1857		2007	
1858		2008	
1859		2009	
1860		2010	

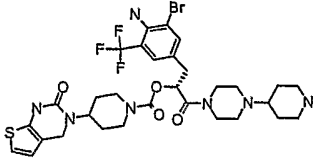
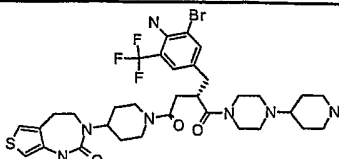
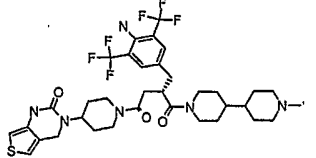
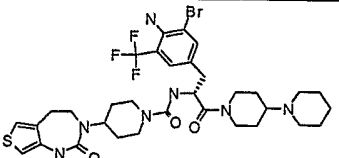
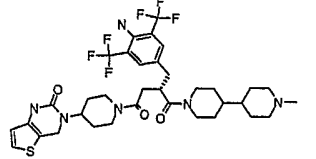
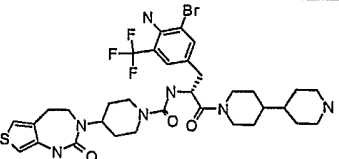
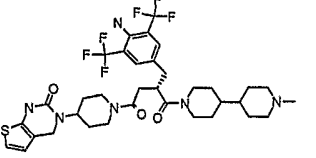
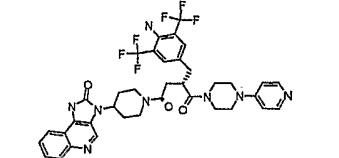
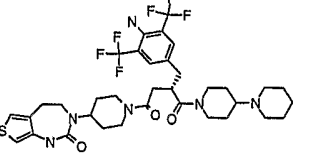
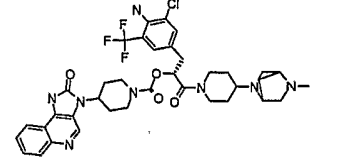
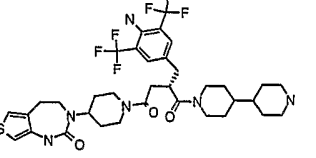
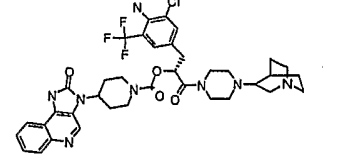
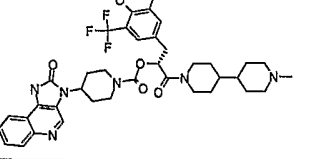
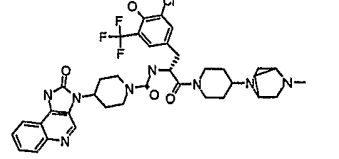
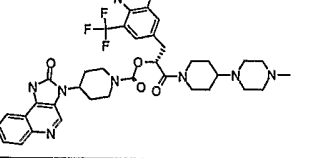
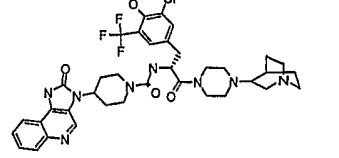
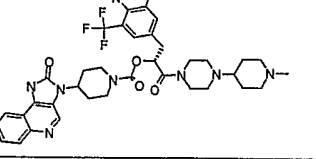
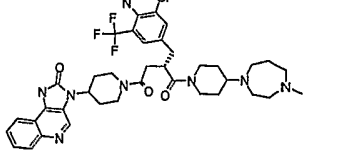
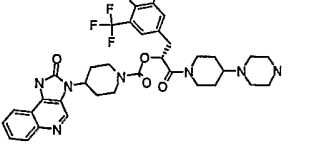
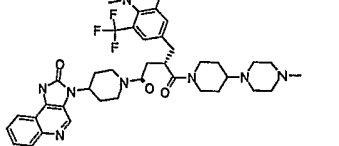
1861		2011	
1862		2012	
1863		2013	
1864		2014	
1865		2015	
1866		2016	
1867		2017	
1868		2018	
1869		2019	
1870		2020	

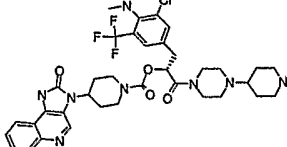
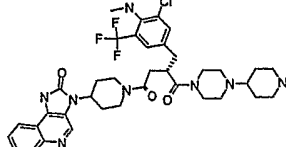
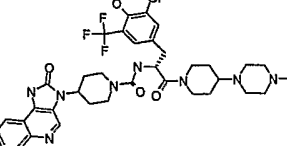
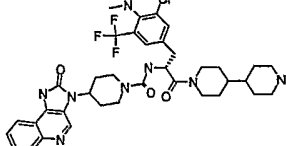
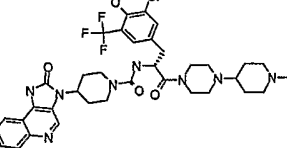
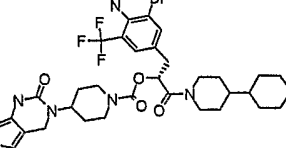
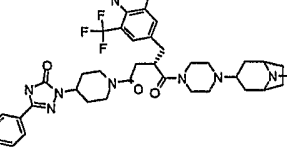
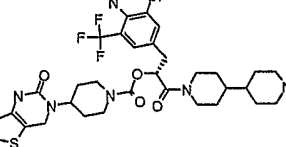
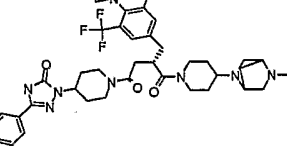
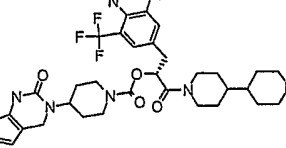
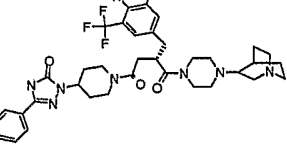
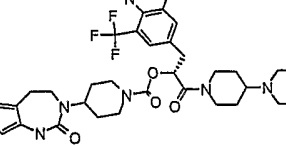
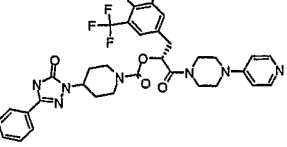
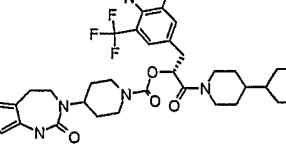
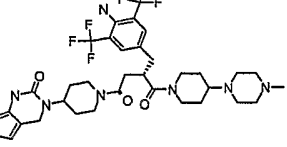
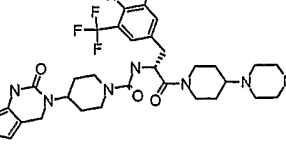
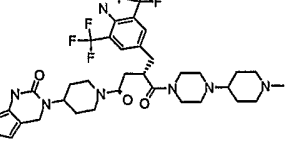
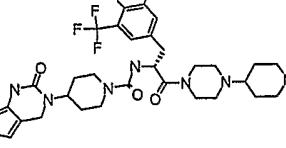
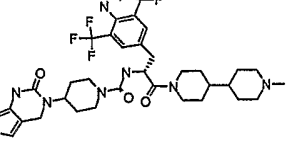
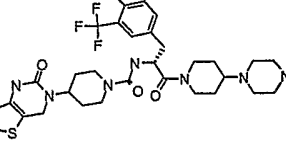
1871		2021	
1872		2022	
1873		2023	
1874		2024	
1875		2025	
1876		2026	
1877		2027	
1878		2028	
1879		2029	
1880		2030	

1881		2031	
1882		2032	
1883		2033	
1884		2034	
1885		2035	
1886		2036	
1887		2037	
1888		2038	
1889		2039	
1890		2040	

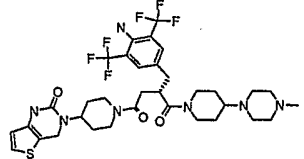
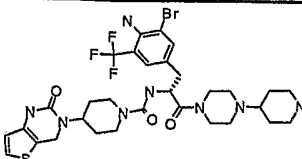
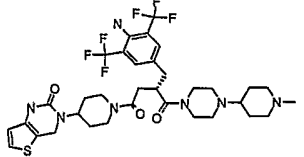
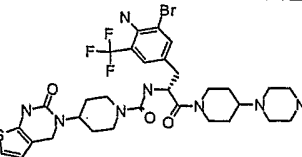
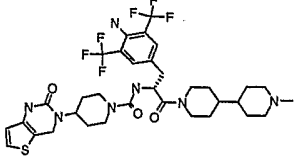
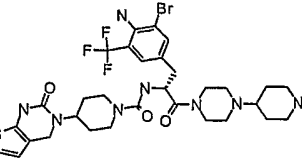
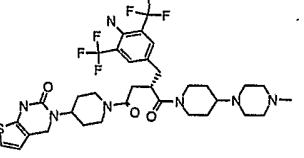
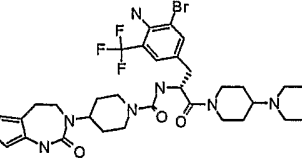
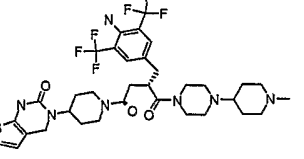
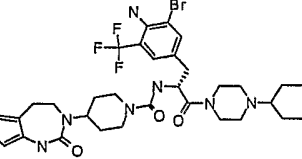
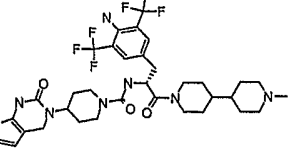
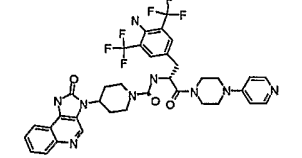
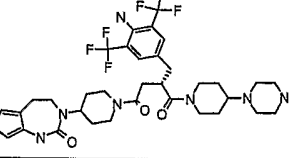
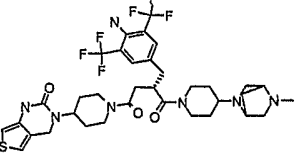
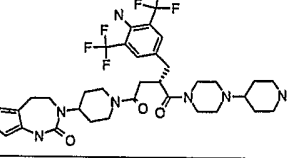
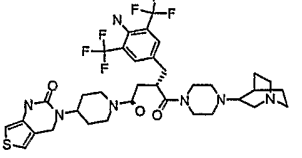
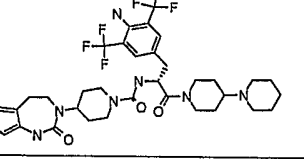
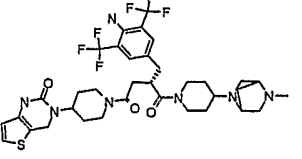
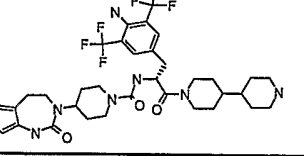
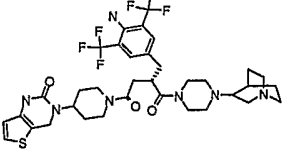
1891		2041	
1892		2042	
1893		2043	
1894		2044	
1895		2045	
1896		2046	
1897		2047	
1898		2048	
1899		2049	
1900		2050	

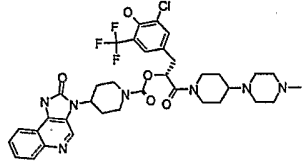
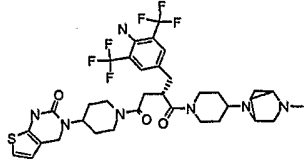
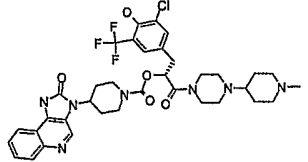
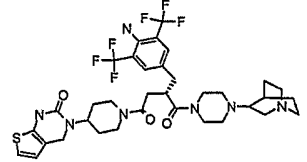
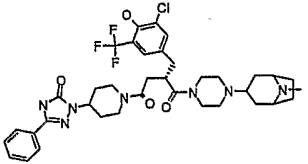
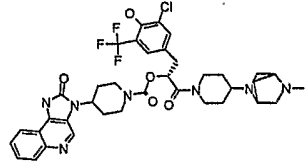
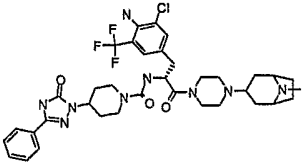
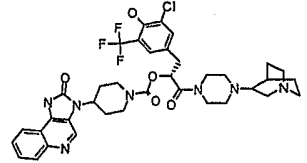
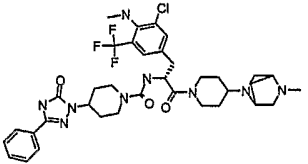
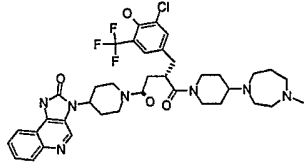
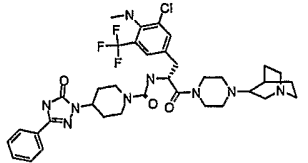
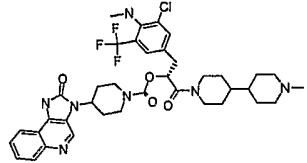
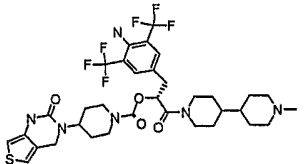
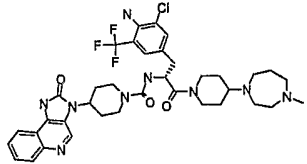
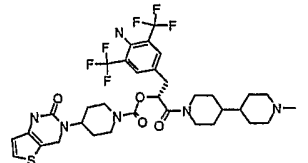
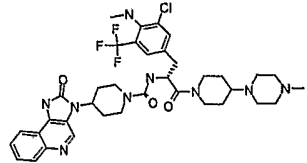
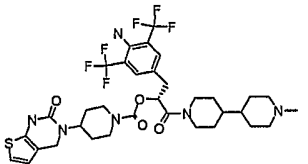
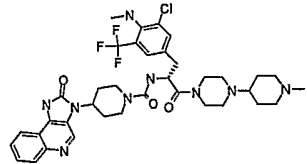
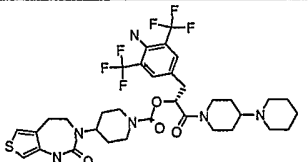
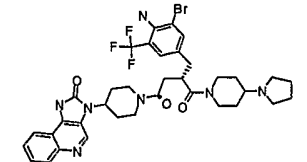
1901		2051	
1902		2052	
1903		2053	
1904		2054	
1905		2055	
1906		2056	
1907		2057	
1908		2058	
1909		2059	
1910		2060	

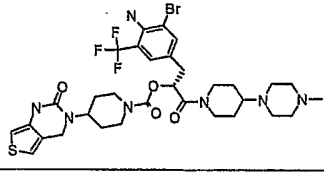
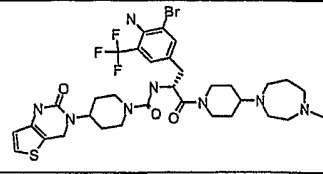
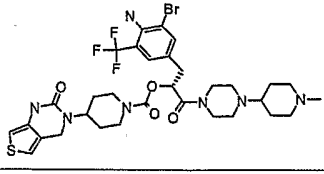
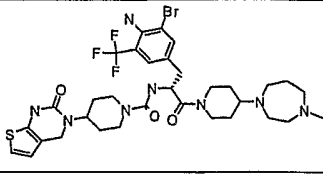
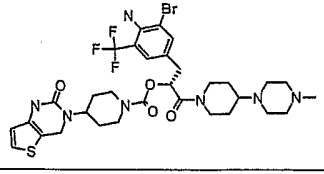
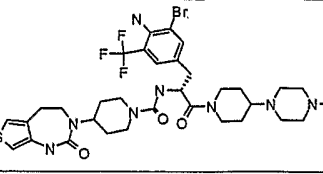
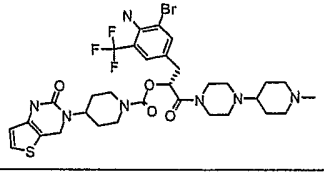
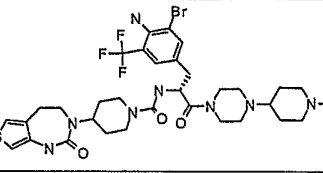
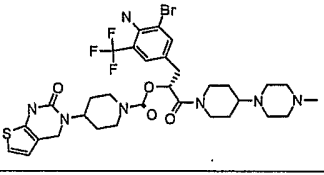
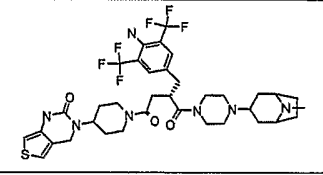
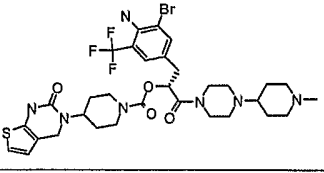
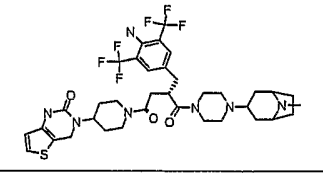
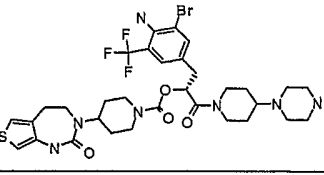
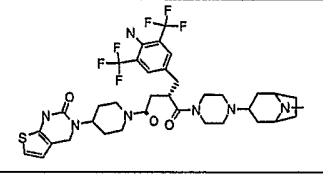
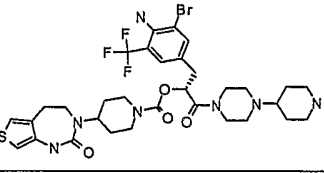
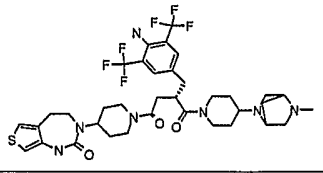
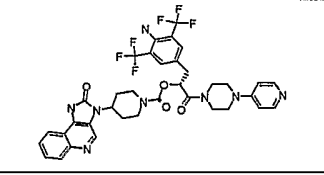
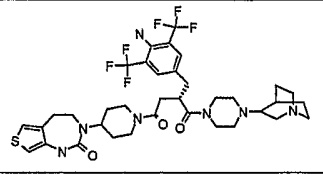
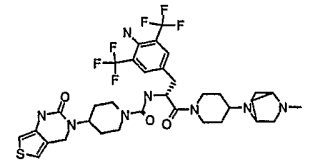
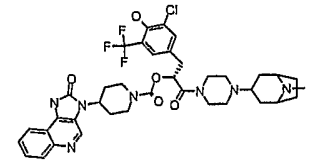
1911		2061	
1912		2062	
1913		2063	
1914		2064	
1915		2065	
1916		2066	
1917		2067	
1918		2068	
1919		2069	
1920		2070	

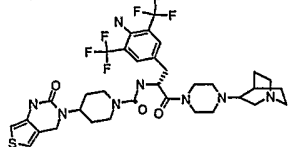
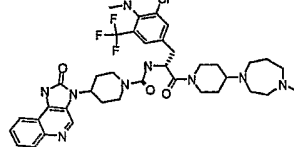
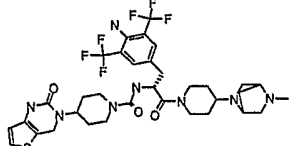
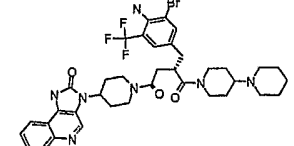
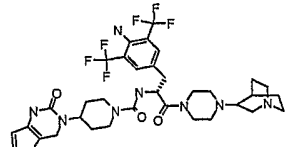
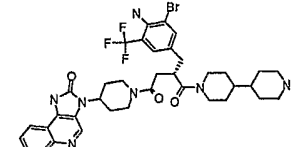
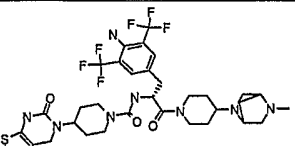
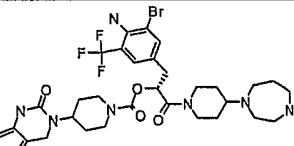
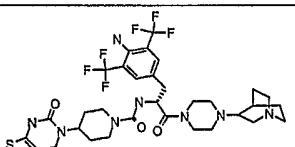
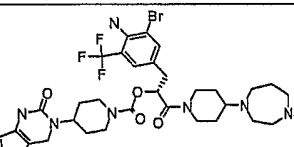
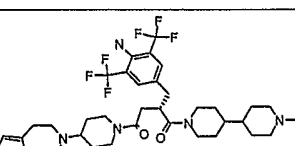
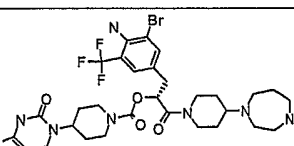
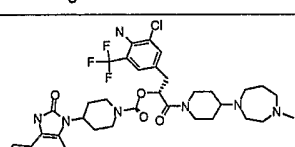
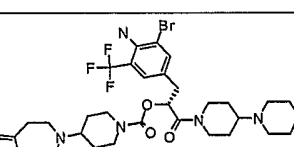
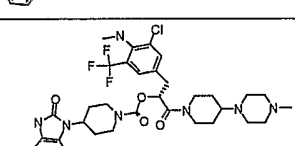
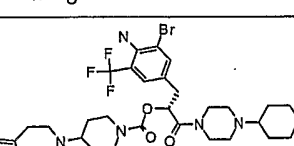
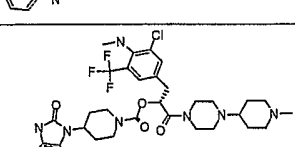
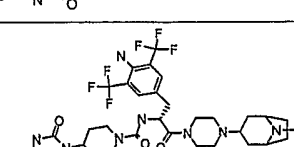
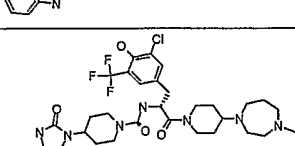
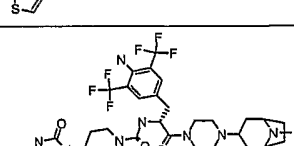
1921		2071	
1922		2072	
1923		2073	
1924		2074	
1925		2075	
1926		2076	
1927		2077	
1928		2078	
1929		2079	
1930		2080	

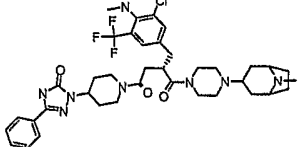
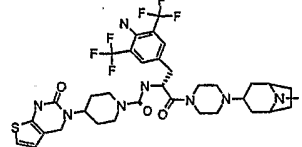
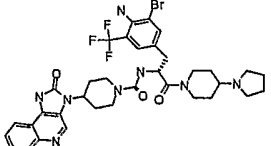
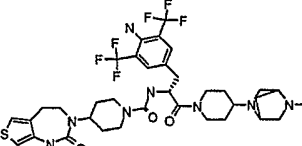
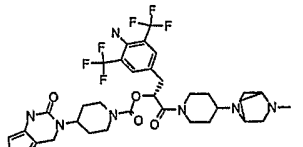
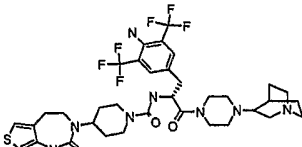
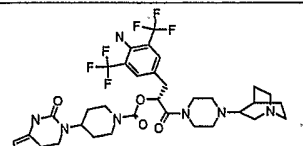
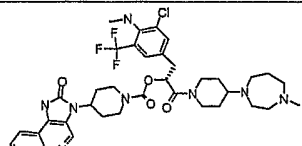
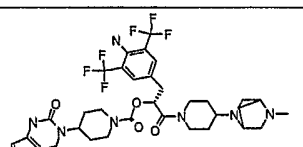
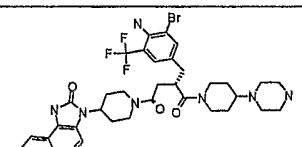
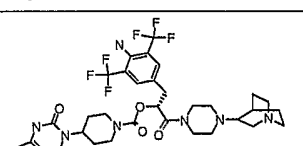
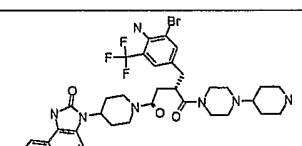
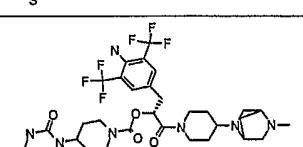
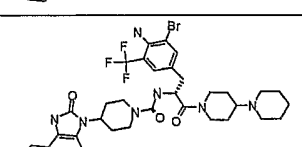
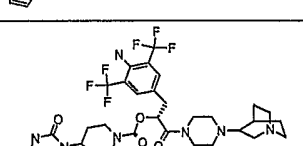
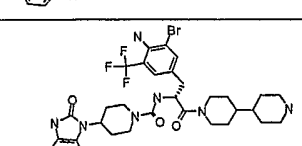
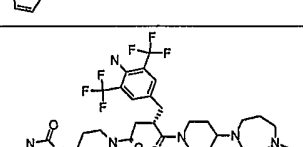
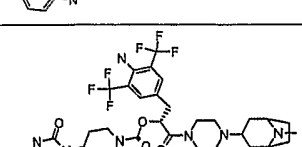
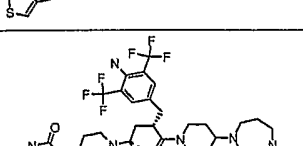
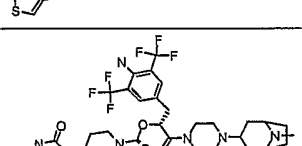


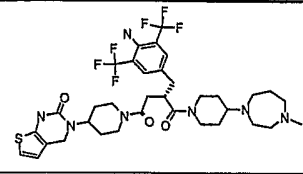
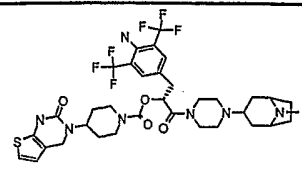
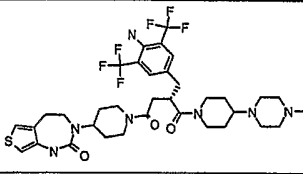
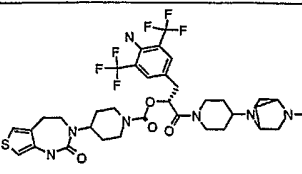
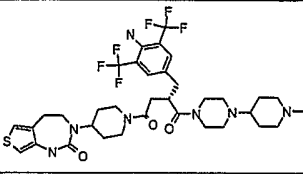
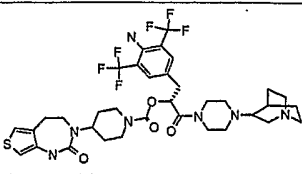
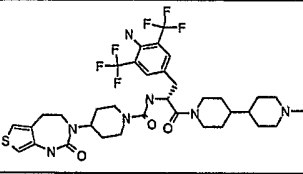
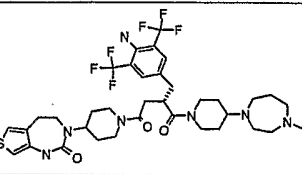
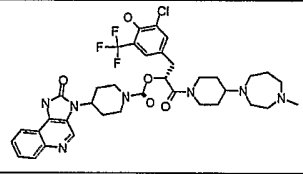
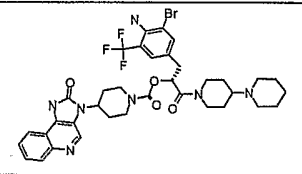
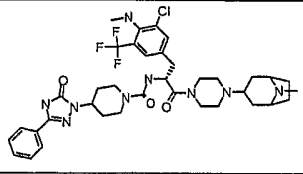
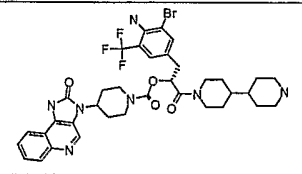
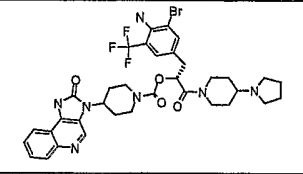
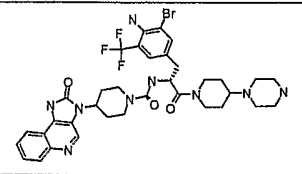
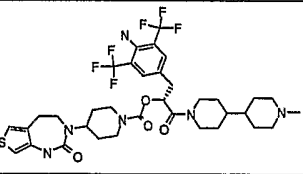
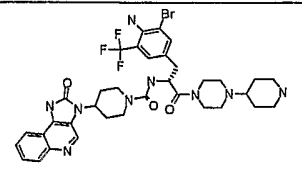
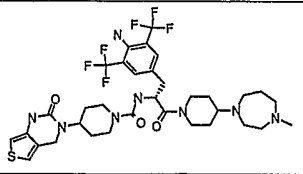
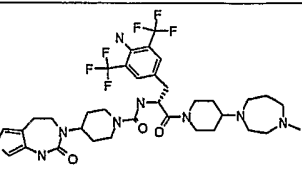
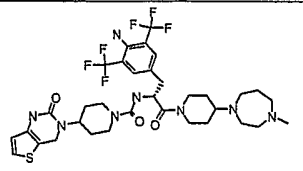
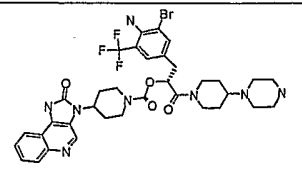
1931		2081	
1932		2082	
1933		2083	
1934		2084	
1935		2085	
1936		2086	
1937		2087	
1938		2088	
1939		2089	
1940		2090	

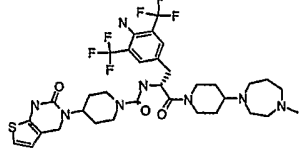
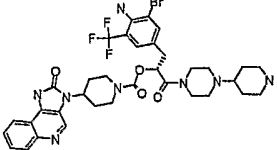
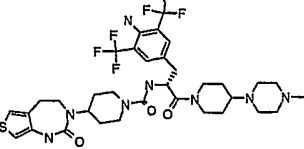
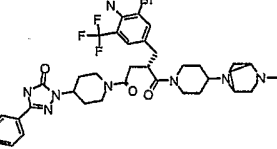
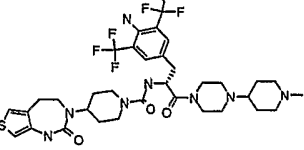
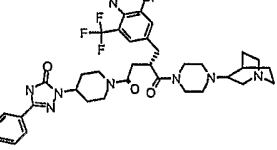
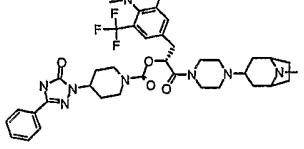
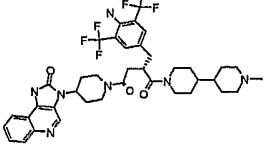
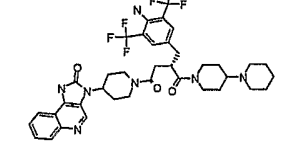
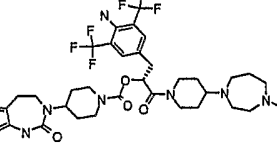
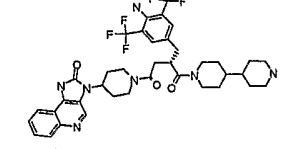
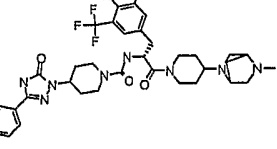
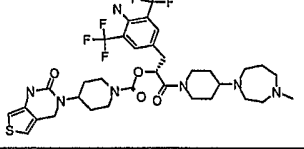
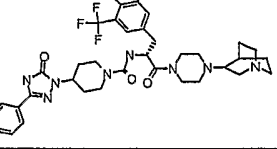
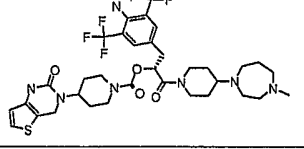
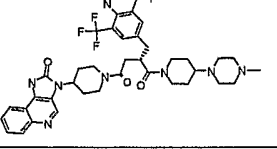
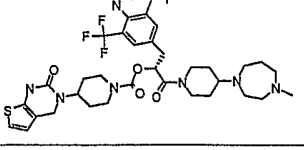
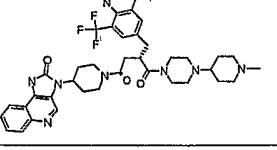
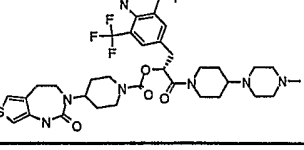
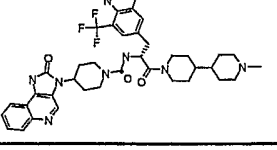
1941		2091	
1942		2092	
1943		2093	
1944		2094	
1945		2095	
1946		2096	
1947		2097	
1948		2098	
1949		2099	
1950		2100	

2101		2228	
2102		2229	
2103		2230	
2104		2231	
2105		2232	
2106		2233	
2107		2234	
2108		2235	
2109		2236	
2110		2237	

2111		2238	
2112		2239	
2113		2240	
2114		2241	
2115		2242	
2116		2243	
2117		2244	
2118		2245	
2119		2246	
2120		2247	

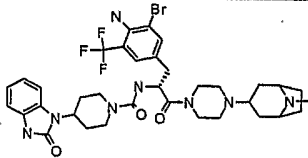
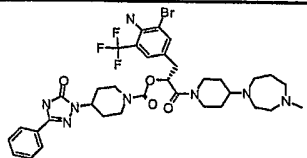
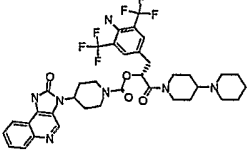
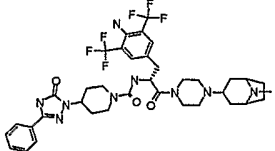
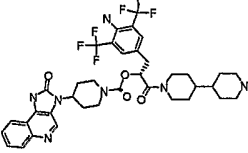
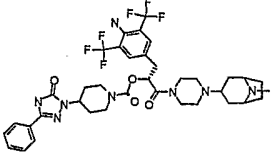
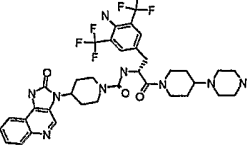
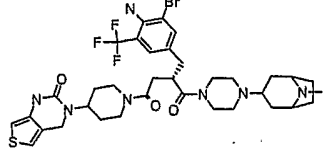
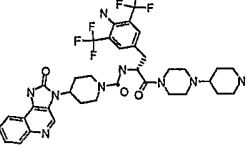
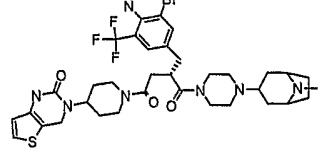
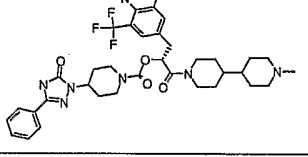
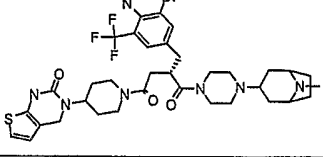
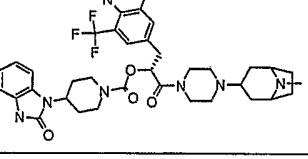
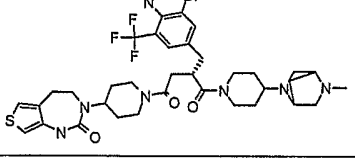
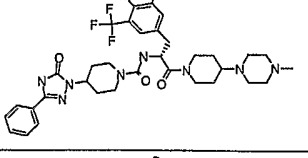
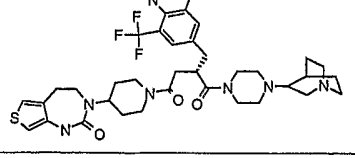
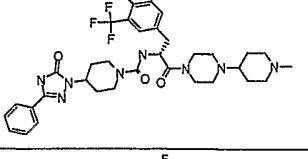
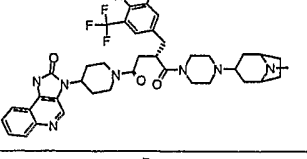
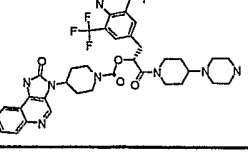
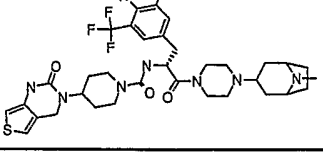
2121		2248	
2122		2249	
2123		2250	
2124		2251	
2125		2252	
2126		2253	
2127		2254	
2128		2255	
2129		2256	
2130		2257	

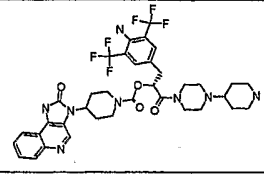
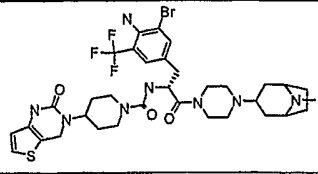
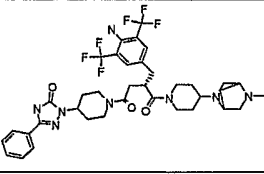
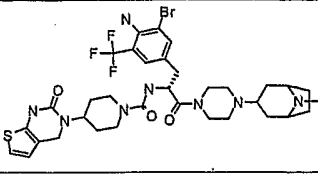
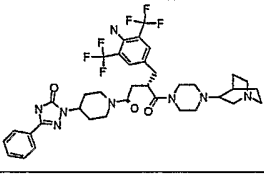
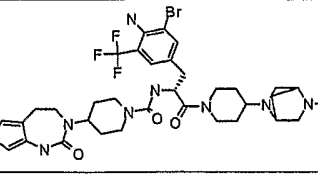
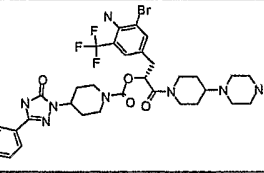
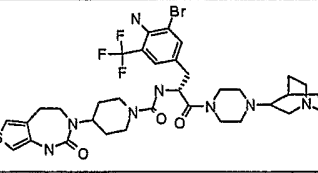
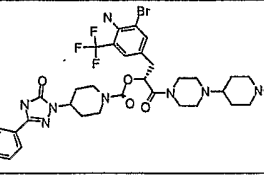
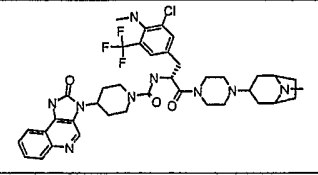
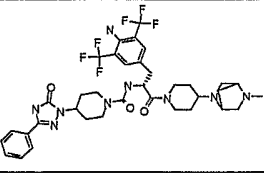
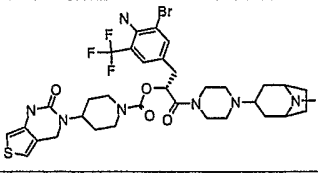
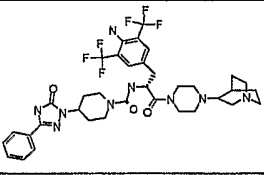
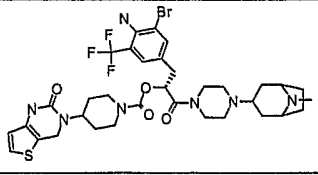
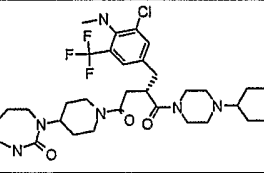
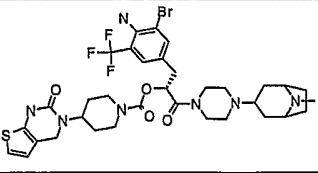
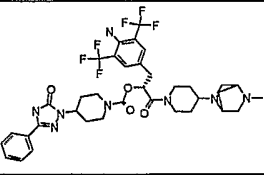
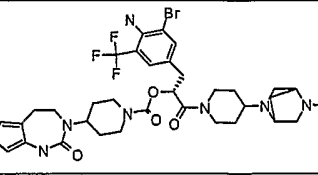
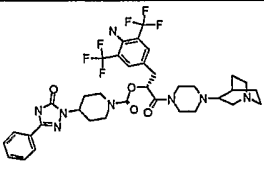
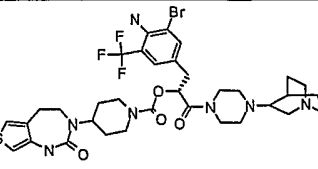
2131		2258	
2132		2259	
2133		2260	
2134		2261	
2135		2262	
2136		2263	
2137		2264	
2138		2265	
2139		2266	
2140		2267	

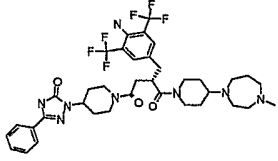
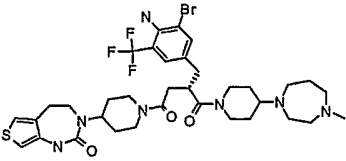
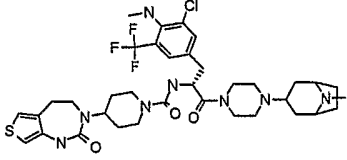
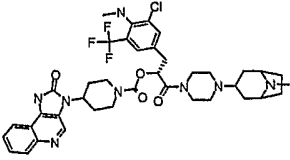
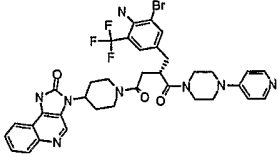
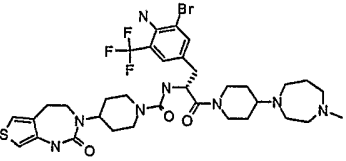
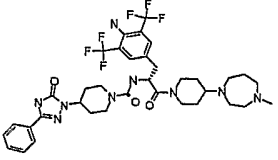
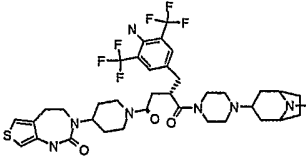
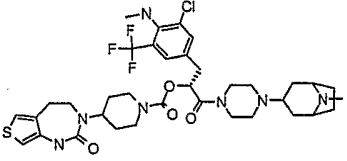
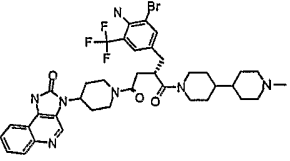
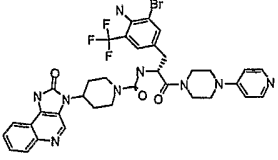
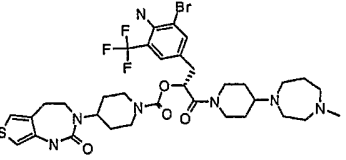
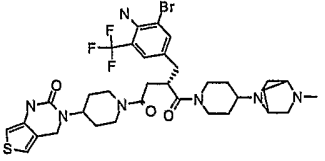
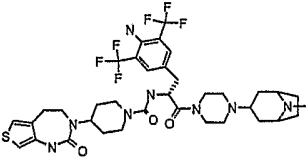
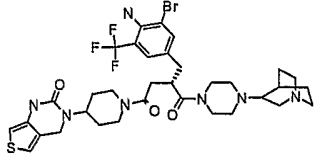
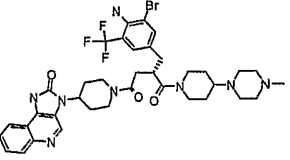
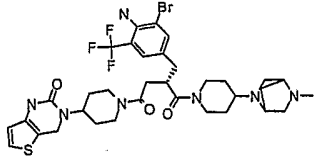
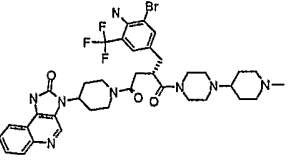
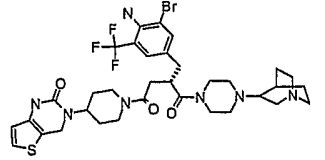
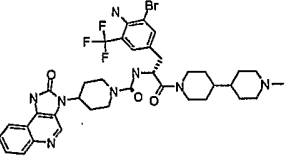
2141		2268	
2142		2269	
2143		2270	
2144		2271	
2145		2272	
2146		2273	
2147		2274	
2148		2275	
2149		2276	
2150		2277	

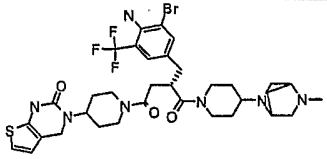
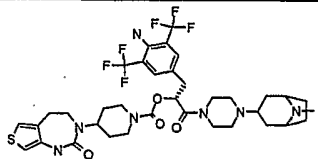
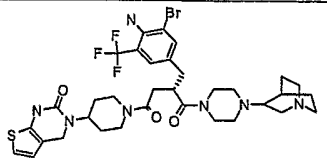
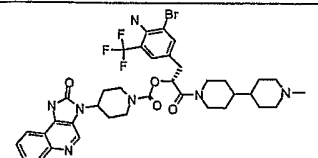
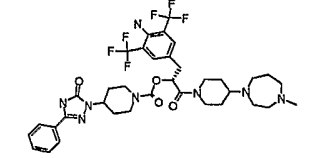
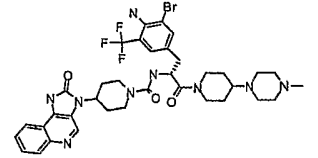
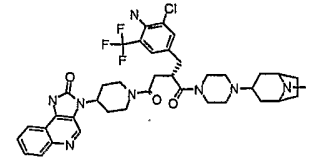
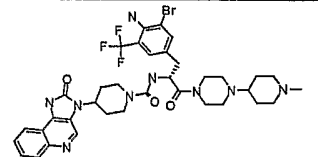
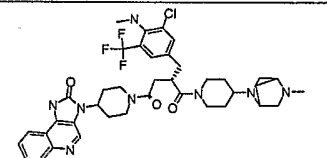
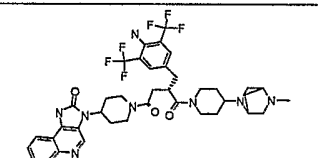
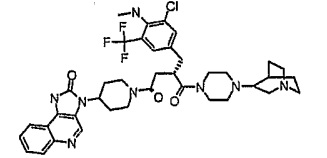
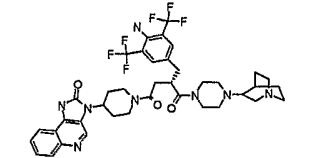
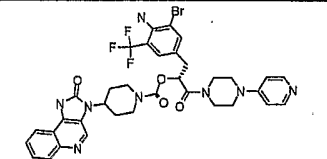
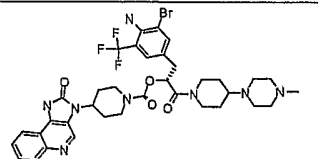
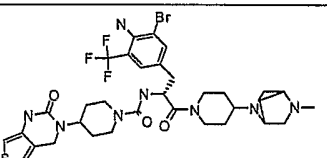
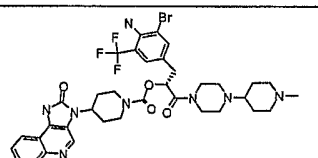
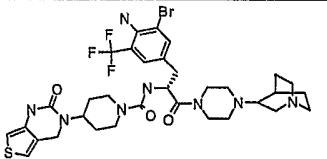
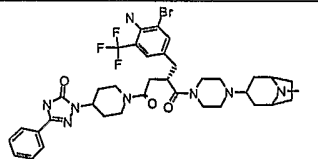
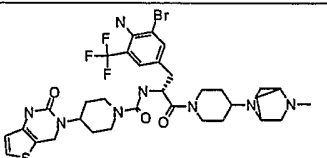
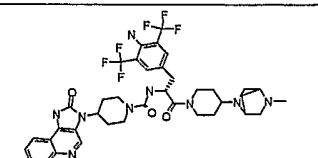
2151		2278	
2152		2279	
2153		2280	
2154		2281	
2155		2282	
2156		2283	
2157		2284	
2158		2285	
2159		2286	
2160		2287	

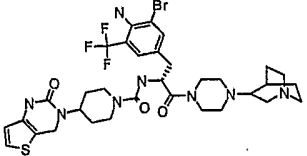
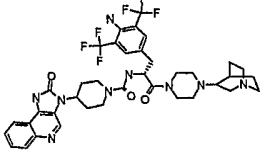
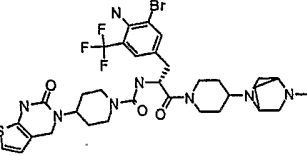
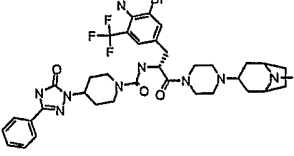
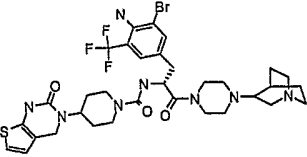
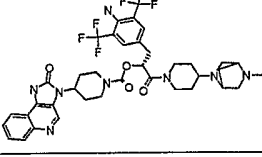
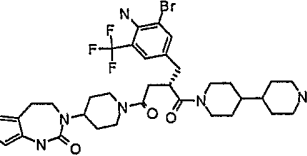
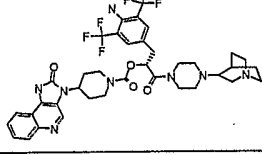
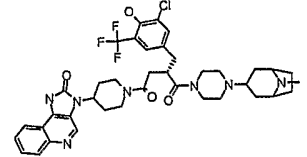
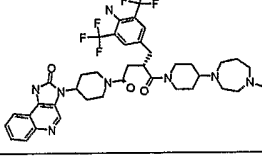
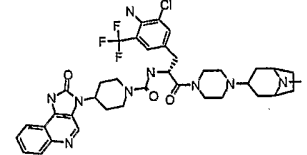
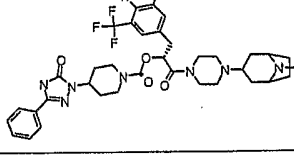
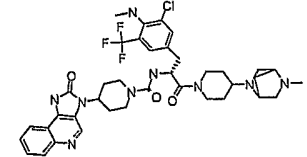
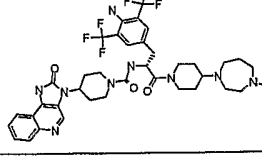
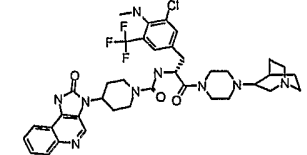
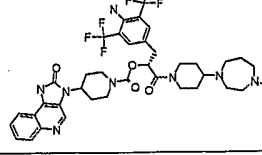
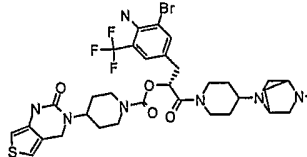
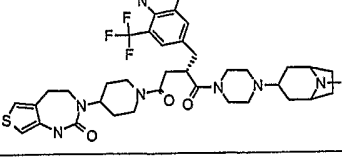
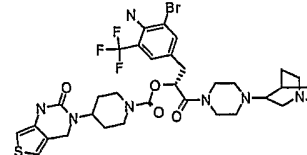
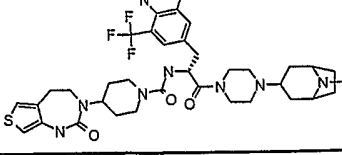


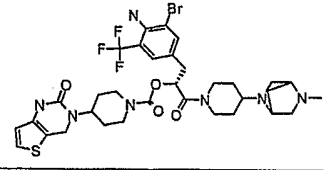
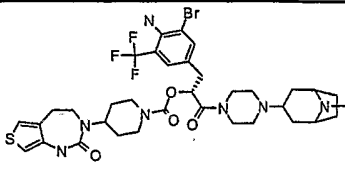
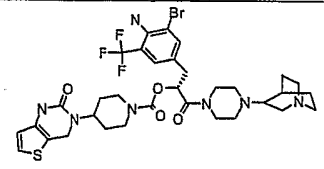
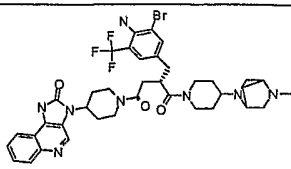
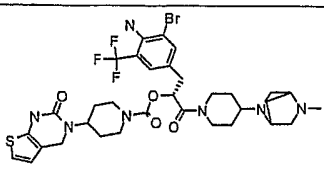
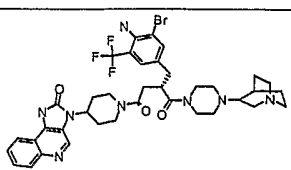
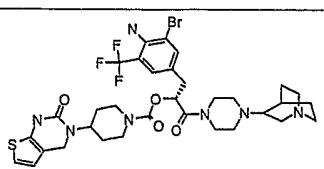
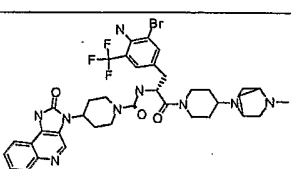
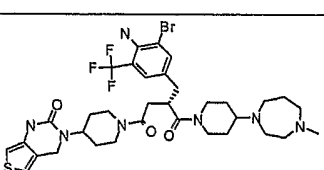
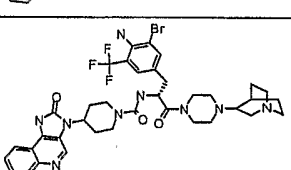
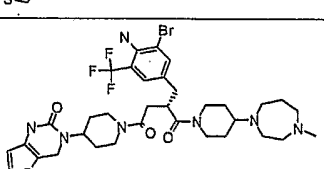
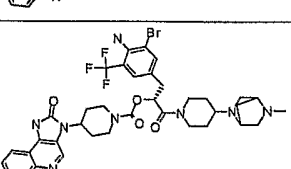
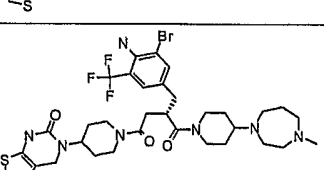
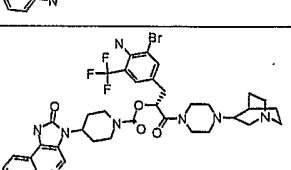
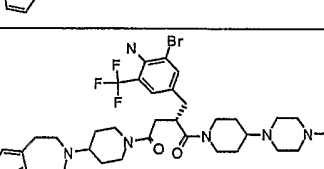
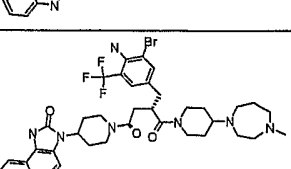
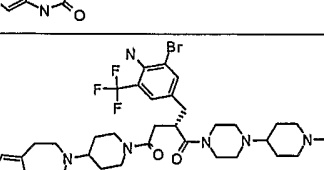
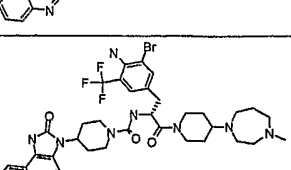
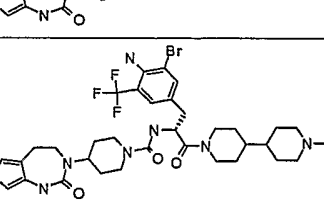
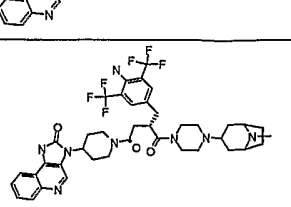
2161		2288	
2162		2289	
2163		2290	
2164		2291	
2165		2292	
2166		2293	
2167		2294	
2168		2295	
2169		2296	
2170		2297	

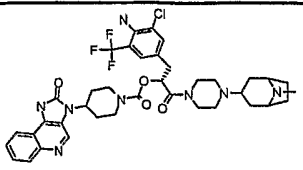
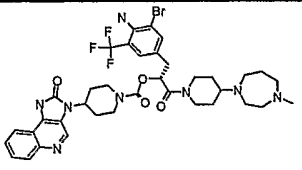
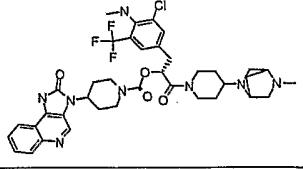
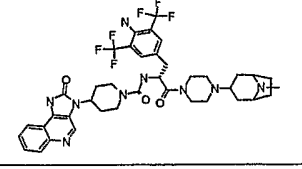
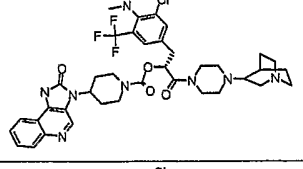
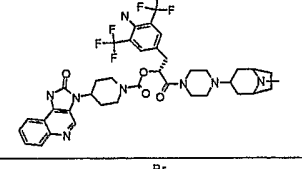
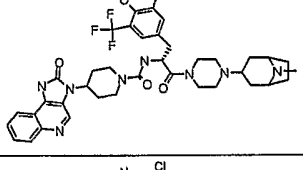
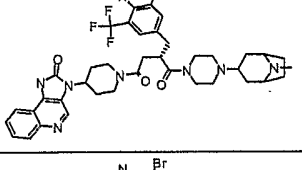
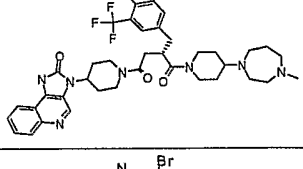
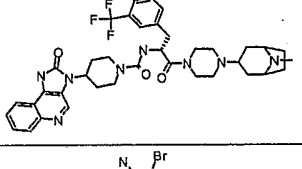
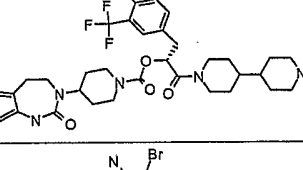
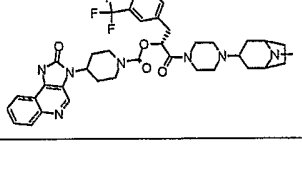
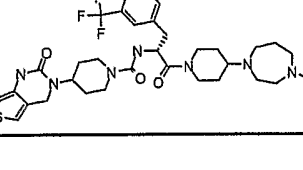
2171		2298	
2172		2299	
2173		2300	
2174		2301	
2175		2302	
2176		2303	
2177		2304	
2178		2305	
2179		2306	
2180		2307	

2181		2308	
2182		2309	
2183		2310	
2184		2311	
2185		2312	
2186		2313	
2187		2314	
2188		2315	
2189		2316	
2190		2317	

2191		2318	
2192		2319	
2193		2320	
2194		2321	
2195		2322	
2196		2323	
2197		2324	
2198		2325	
2199		2326	
2200		2327	

2201		2328	
2202		2329	
2203		2330	
2204		2331	
2205		2332	
2206		2333	
2207		2334	
2208		2335	
2209		2336	
2210		2337	

2211		2338	
2212		2339	
2213		2340	
2214		2341	
2215		2342	
2216		2343	
2217		2344	
2218		2345	
2219		2346	
2220		2347	

2221		2348	
2222		2349	
2223		2350	
2224		2351	
2225		2352	
2226		2353	
2227			

deren Tautomere, deren Diastereomere, deren Enantiomere, deren Hydrate, deren Gemische und deren Salze sowie die Hydrate der Salze, wobei den Verbindungen

- 5
- (1) 4-(2-Oxo-1,2-dihydro-imidazo[4,5-c]chinolin-3-yl)-piperidin-1-carbonsäure-(R)-1-(4-amino-3-chlor-5-trifluormethyl-benzyl)-2-[1,4']bipiperidinyl-1'-yl-2-oxo-ethylester,
- 0 (2) 4-(2-Oxo-1,2-dihydro-imidazo[4,5-c]chinolin-3-yl)-piperidin-1-carbonsäure-(R)-1-(4-amino-3-chlor-5-trifluormethyl-benzyl)-2-[4-(4-methyl-piperazin-1-yl)-piperidin-1-yl]-2-oxo-ethylester,

(3) 4-(2-Oxo-1,2-dihydro-imidazo[4,5-c]chinolin-3-yl)-piperidin-1-carbonsäure-(*R*)-1-(4-amino-3-chlor-5-trifluormethyl-benzyl)-2-[4-(1-methyl-piperidin-4-yl)-piperazin-1-yl]-2-oxo-ethylester,

5

(4) 4-(2-Oxo-1,2-dihydro-imidazo[4,5-c]chinolin-3-yl)-piperidin-1-carbonsäure-(*R*)-1-(4-amino-3-chlor-5-trifluormethyl-benzyl)-2-(1'-methyl-[4,4']bipiperidiny-1-yl)-2-oxo-ethylester,

0

(5) 4-(5-Oxo-3-phenyl-4,5-dihydro-[1,2,4]triazol-1-yl)-piperidin-1-carbonsäure-(*R*)-1-(4-amino-3-chlor-5-trifluormethyl-benzyl)-2-[4-(4-methyl-piperazin-1-yl)-piperidin-1-yl]-2-oxo-ethylester,

5

(6) 4-(5-Oxo-3-phenyl-4,5-dihydro-[1,2,4]triazol-1-yl)-piperidin-1-carbonsäure (*R*)-1-(4-amino-3-chlor-5-trifluormethyl-benzyl)-2-[4-(1-methyl-piperidin-4-yl)-piperazin-1-yl]-2-oxo-ethylester,

10

(7) 4-(5-Oxo-3-phenyl-4,5-dihydro-[1,2,4]triazol-1-yl)-piperidin-1-carbonsäure-(*R*)-1-(4-amino-3-chlor-5-trifluormethyl-benzyl)-2-(1'-methyl-[4,4']bipiperidiny-1-yl)-2-oxo-ethylester,

15

(8) 4-(5-Oxo-3-phenyl-4,5-dihydro-[1,2,4]triazol-1-yl)-piperidin-1-carbonsäure-(*R*)-1-(4-amino-3-chlor-5-trifluormethyl-benzyl)-2-[1,4']bipiperidiny-1'-yl-2-oxo-ethylester,

20

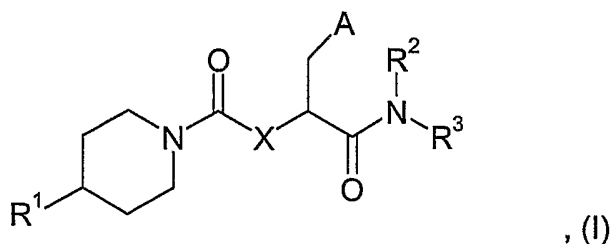
(9) 4-(5-Oxo-3-phenyl-4,5-dihydro-[1,2,4]triazol-1-yl)-piperidin-1-carbonsäure-(*R*)-1-(4-amino-3-chlor-5-trifluormethyl-benzyl)-2-[4-(1-aza-bicyclo[2.2.2]oct-3-yl)-piperazin-1-yl]-2-oxo-ethylester,

deren Tautomeren, deren Diastereomeren, deren Enantiomeren, deren Hydraten, deren Gemischen und deren Salzen sowie den Hydraten der Salze eine herausragende Bedeutung zukommt.



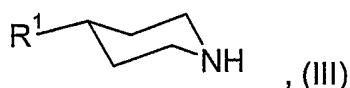
Die Verbindungen der allgemeinen Formel (I) werden nach prinzipiell bekannten Methoden hergestellt. Die folgenden Verfahren haben sich zur Herstellung der erfindungsgemäßen Verbindungen der allgemeinen Formel (I) besonders bewährt:

- 5 (a) Zur Herstellung von Verbindungen der allgemeinen Formel



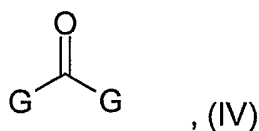
in der X das Sauerstoffatom oder die NH-Gruppe bedeutet und A und R<sup>1</sup> bis R<sup>3</sup> wie  
0 eingangs erwähnt definiert sind:

Umsetzung eines Piperidins der allgemeinen Formel



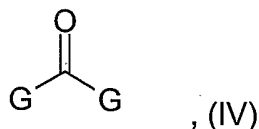
5 in der R<sup>1</sup> wie eingangs erwähnt definiert ist,

- (i) mit einem Kohlensäurederivat der allgemeinen Formel



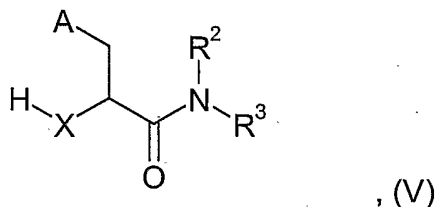
0 in der G eine nucleofuge Gruppe, die gleich oder verschieden sein kann, bevorzugt die Phenoxy-, 1*H*-Imidazol-1-yl-, 1*H*-1,2,4-Triazol-1-yl-, Trichlor-methoxy- oder die 2,5-Dioxopyrrolidin-1-yloxy-Gruppe, bedeutet, mit der  
5 Maßgabe, dass X die NH-Gruppe darstellt, oder

- (ii) mit einem Kohlensäurederivat der allgemeinen Formel



in der G eine nucleofuge Gruppe, die gleich oder verschieden sein kann,  
 5 bevorzugt das Chloratom, die *p*-Nitrophenoxy- oder Trichlormethoxy-Gruppe,  
 bedeutet, mit der Maßgabe, dass X das Sauerstoffatom bedeutet,

und mit einer Verbindung der allgemeinen Formel



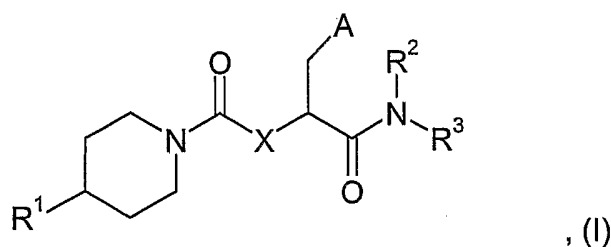
in der X das Sauerstoffatom oder eine NH-Gruppe bedeutet und A, R<sup>2</sup> und R<sup>3</sup> wie  
 eingangs erwähnt definiert sind, mit der Maßgabe, dass R<sup>2</sup> und R<sup>3</sup> keine weitere freie  
 primäre oder sekundäre aliphatische Aminofunktion enthalten.  
 15 Eine gegebenenfalls in dem Rest -NR<sup>2</sup>R<sup>3</sup> zusätzlich vorhandene primäre oder  
 sekundäre Aminofunktion wird jeweils mit einer geeigneten Schutzgruppe versehen.

Die im Prinzip zweistufigen Reaktionen werden in der Regel als Eintopfverfahren  
 durchgeführt, und zwar bevorzugt in der Weise, dass man in der ersten Stufe eine  
 20 der beiden Komponenten (III) oder (V) mit äquimolaren Mengen des Kohlensäure-  
 derivatives der allgemeinen Formel (IV) in einem geeigneten Lösemittel bei tieferer  
 Temperatur zur Reaktion bringt, anschließend wenigstens äquimolare Mengen der  
 anderen Komponente (III) oder (V) zugibt und die Umsetzung bei höherer  
 Temperatur beendet. Die Umsetzungen mit Bis-(trichlormethyl)-carbonat werden  
 25 bevorzugt in Gegenwart von wenigstens 2 Äquivalenten (bezogen auf Bis-  
 (trichlormethyl)-carbonat) einer tertiären Base, beispielsweise von Triethylamin,  
*N*-Ethyl-diisopropylamin, Pyridin, 1,5-Diaza-bicyclo-[4.3.0]-non-5-en, 1,4-Diazabicyclo-  
 [2.2.2]octan oder 1,8-Diazabicyclo-[5.4.0]-un-dec-7-en, durchgeführt. Als Lösungs-  
 mittel, die wasserfrei sein sollten, kommen beispielsweise Tetrahydrofuran, Dioxan,

Dimethylformamid, Dimethylacetamid, N-Methyl-2-pyrrolidon, 1,3-Dimethyl-2-imidazolidinon oder Acetonitril in Betracht, bei Verwendung von Bis-(trichlormethyl)-carbonat als Carbonylkomponente werden wasserfreie Chlorkohlenwasserstoffe, beispielsweise Dichlormethan, 1,2-Dichlorethan oder Trichlorethylen, bevorzugt. Die  
 5 Reaktionstemperaturen liegen für die erste Reaktionsstufe zwischen  $-30^{\circ}\text{C}$  und  $+25^{\circ}\text{C}$ , bevorzugt  $-5^{\circ}\text{C}$  und  $+10^{\circ}\text{C}$ , für die zweite Reaktionsstufe zwischen  $+15^{\circ}\text{C}$  und der Siedetemperatur des verwendeten Lösemittels, bevorzugt zwischen  $+20^{\circ}\text{C}$  und  $+70^{\circ}\text{C}$  (Siehe auch: H. A. Staab und W. Rohr, "Synthesen mit heterocyclischen Amiden (Azoliden)", Neuere Methoden der Präparativen Organischen Chemie, Band  
 10 V, S. 53-93, Verlag Chemie, Weinheim/Bergstr., 1967; P. Majer und R.S. Randad, J. Org. Chem. 59, S. 1937-1938 (1994); K. Takeda, Y. Akagi, A. Saiki, T. Sukahara und H. Ogura, Tetrahedron Letters 24 (42), 4569-4572 (1983); S.R. Sandler und W. Karo in "Organic Functional Group Preparations", Vol. II, S. 223-245, Academic Press, New York 1971).

15

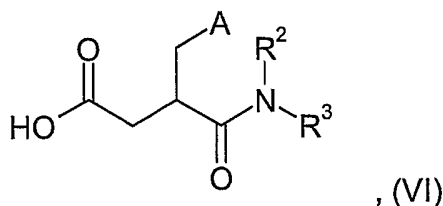
(b) Zur Herstellung von Verbindungen der allgemeinen Formel



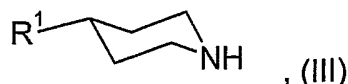
20 in der X die Methylengruppe bedeutet und A und  $R^1$  bis  $R^3$  wie eingangs erwähnt definiert sind, mit der Maßgabe, dass keine weitere freie primäre oder sekundäre aliphatische Aminofunktion im Molekül enthalten ist:

Kupplung einer Carbonsäure der allgemeinen Formel

25



in der A, R<sup>2</sup> und R<sup>3</sup> wie eingangs erwähnt definiert sind, mit einem Piperidin der allgemeinen Formel



5

in der R<sup>1</sup> die eingangs erwähnten Bedeutungen besitzt.

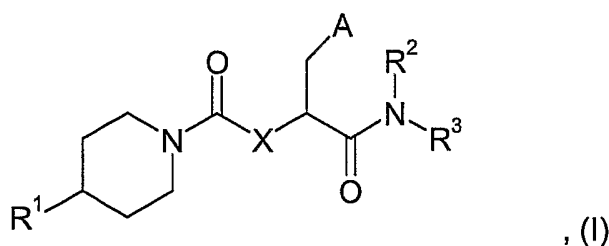
Die Kupplung wird bevorzugt unter Verwendung von aus der Peptidchemie bekannten Verfahren (siehe z. B. Houben-Weyl, Methoden der Organischen Chemie, Bd. 15/2) durchgeführt, wobei zum Beispiel Carbodiimide, wie z.B. Dicyclohexylcarbodiimid (DCC), Diisopropylcarbodiimid (DIC) oder Ethyl-(3-dimethylamino-propyl)-carbodiimid, O-(1*H*-Benzotriazol-1-yl)-*N,N,N',N'*-tetramethyluronium-hexafluorphosphat (HBTU) oder -tetrafluorborat (TBTU) oder 1*H*-Benzotriazol-1-yl-oxy-tris-(dimethylamino)-phosphoniumhexafluorphosphat (BOP) eingesetzt werden. Durch Zugabe von 1-Hydroxybenzotriazol (HOBt) oder von 3-Hydroxy-4-oxo-3,4-dihydro-1,2,3-benzotriazin (HOOBt) kann die Reaktionsgeschwindigkeit gesteigert werden. Die Kupplungen werden normalerweise mit äquimolaren Anteilen der Kupplungskomponenten sowie des Kupplungsreagens in Lösemitteln wie Dichlormethan, Tetrahydrofuran, Acetonitril, Dimethylformamid (DMF), Dimethylacetamid (DMA), *N*-Methylpyrrolidon (NMP) oder Gemischen aus diesen und bei Temperaturen zwischen -30°C und +30°C, bevorzugt -20°C und +25°C, durchgeführt. Sofern erforderlich, wird als zusätzliche Hilfsbase *N*-Ethyl-diisopropylamin (DIEA) (Hünig-Base) bevorzugt.

Als weiteres Kupplungsverfahren zur Synthese von Verbindungen der allgemeinen Formel (I) wird das sogenannte "Anhydridverfahren" (siehe auch: M. Bodanszky, "Peptide Chemistry", Springer-Verlag 1988, S. 58-59; M. Bodanszky, "Principles of Peptide Synthesis", Springer-Verlag 1984, S. 21-27) eingesetzt. Bevorzugt wird das "gemischte Anhydridverfahren" in der Variante nach Vaughan (J.R. Vaughan Jr., J. Amer. Chem.Soc. 73, 3547 (1951)), bei der unter Verwendung von Chlorkohlensäureisobutylester in Gegenwart von Basen, wie 4-Methylmorpholin oder 4-Ethylmorpholin, das gemischte Anhydrid aus der zu kuppelnden Carbonsäure der

allgemeinen Formel (VI) und dem Kohlensäure-monoisobutylester erhalten wird. Die Herstellung dieses gemischten Anhydrids und die Kupplung mit Aminen erfolgt im Eintopfverfahren, unter Verwendung der vorstehend genannten Lösemittel und bei Temperaturen zwischen -20 und +25°C, bevorzugt 0°C und +25°C.

5

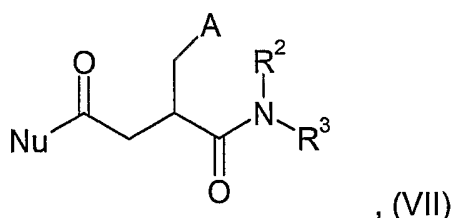
(c) Zur Herstellung von Verbindungen der allgemeinen Formel



10 in der X die Methylengruppe bedeutet und A und R<sup>2</sup> und R<sup>3</sup> wie eingangs erwähnt definiert sind, mit der Maßgabe, dass diese Gruppen kein freies primäres oder sekundäres Amin enthalten:

Kupplung einer Verbindung der allgemeinen Formel

15

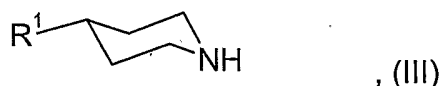


in der A, R<sup>2</sup> und R<sup>3</sup> wie eingangs erwähnt definiert sind, mit der Maßgabe, dass R<sup>2</sup> und R<sup>3</sup> kein freies primäres oder sekundäres Amin enthalten, und Nu eine  
 20 Austrittsgruppe, beispielsweise ein Halogenatom, wie das Chlor-, Brom- oder Iodatome, eine Alkylsulfonyloxygruppe mit 1 bis 10 Kohlenstoffatomen im Alkylteil, eine gegebenenfalls durch Chlor- oder Bromatome, durch Methyl- oder Nitrogruppen mono-, di- oder trisubstituierte Phenylsulfonyloxy- oder Naphthylsulfonyloxygruppe, wobei die Substituenten gleich oder verschieden sein können, eine 1H-Imidazol-1-yl-,  
 25 eine gegebenenfalls durch eine oder zwei Methylgruppen im Kohlenstoffgerüst substituierte 1H-Pyrazol-1-yl-, eine 1H-1,2,4-Triazol-1-yl-, 1H-1,2,3-Triazol-1-yl-, 1H-

1,2,3,4-Tetrazol-1-yl-, eine Vinyl-, Propargyl-, *p*-Nitrophenyl-, 2,4-Dinitrophenyl-, Trichlorphenyl-, Pentachlorphenyl-, Pentafluorphenyl-, Pyranyl- oder Pyridinyl-, eine Dimethylaminyloxy-, 2(1*H*)-Oxopyridin-1-yl-oxy-, 2,5-Dioxopyrrolidin-1-yloxy-, Phthalimidyl-oxy-, 1*H*-Benzo-triazol-1-yloxy- oder Azidgruppe bedeutet,

5

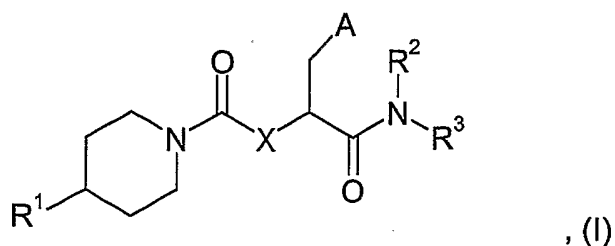
mit einem Piperidin der allgemeinen Formel



10 in der R<sup>1</sup> wie eingangs erwähnt definiert ist.

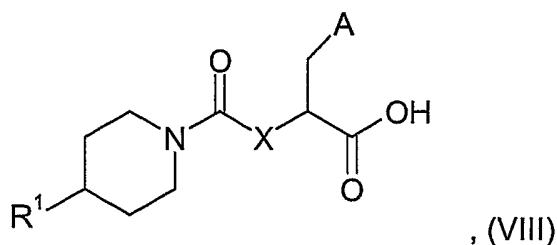
Die Umsetzung wird unter Schotten-Baumann- oder Einhorn-Bedingungen durchgeführt, das heißt die Komponenten werden in Gegenwart von wenigstens einem Äquivalent einer Hilfsbase bei Temperaturen zwischen -50°C und +120°C, bevorzugt -10°C und +30°C, und gegebenenfalls in Gegenwart von Lösemitteln zur  
15 Reaktion gebracht. Als Hilfsbasen kommen bevorzugt Alkali- und Erdalkalihydroxide, beispielsweise Natriumhydroxid, Kaliumhydroxid oder Bariumhydroxid, Alkalicarbonat; z. B. Natriumcarbonat, Kaliumcarbonat oder Cäsiumcarbonat, Alkaliacetate, z.B. Natrium- oder Kaliumacetat, sowie tertiäre Amine, beispielsweise  
20 Pyridin, 2,4,6-Tri-methylpyridin, Chinolin, Triethylamin, *N*-Ethyl-diisopropylamin, *N*-Ethyl-dicyclohexyl-amin, 1,4-Di-azabicyclo[2.2.2]octan oder 1,8-Diazabicyclo[5.4.0]-undec-7-en, als Lösemittel beispielsweise Dichlormethan, Tetrahydrofuran, 1,4-Dioxan, Acetonitril, Dimethylformamid, Dimethylacetamid, *N*-Methylpyrrolidon oder Gemische davon in Betracht; werden als Hilfsbasen Alkali- oder Erdalkali-  
25 hydroxide, Alkalicarbonat oder -acetate verwendet, kann dem Reaktionsgemisch auch Wasser als Cosolvens zugesetzt werden.

(d) Zur Herstellung von Verbindungen der allgemeinen Formel



in der A, X und R<sup>1</sup> bis R<sup>3</sup> wie eingangs erwähnt definiert sind:

5 Kupplung einer Carbonsäure der allgemeinen Formel



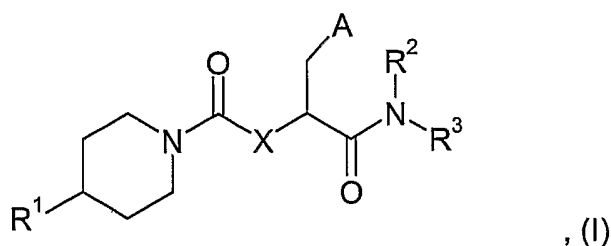
in der A, X und R<sup>1</sup> wie eingangs erwähnt definiert sind, mit einem Amin der  
 0 allgemeinen Formel HNR<sup>2</sup>R<sup>3</sup>, in der R<sup>2</sup> und R<sup>3</sup> wie eingangs definiert sind, mit der  
 Maßgabe, dass sie keine weitere freie primäre oder sekundäre aliphatische  
 Aminofunktion enthalten.

Die Kupplung wird bevorzugt unter Verwendung von aus der Peptidchemie bekannt-  
 5 ten Verfahren (siehe z. B. Houben-Weyl, Methoden der Organischen Chemie, Band  
 15/2) durchgeführt, wobei zum Beispiel Carbodiimide, wie z.B. Dicyclohexylcarbo-  
 diimid (DCC), Diisopropylcarbodiimid (DIC) oder Ethyl-(3-dimethylamino-propyl)-  
 carbodiimid, O-(1*H*-Benzotriazol-1-yl)-*N,N,N',N'*-tetramethyluronium-hexafluorphos-  
 phat (HBTU) oder -tetrafluorborat (TBTU) oder 1*H*-Benzotriazol-1-yl-oxy-tris-  
 20 (dimethylamino)-phosphoniumhexafluorphosphat (BOP) eingesetzt werden. Durch  
 Zugabe von 1-Hydroxybenzotriazol (HOBT) oder von 3-Hydroxy-4-oxo-3,4-dihydro-  
 1,2,3-benzotriazin (HOObt) kann die Reaktionsgeschwindigkeit gesteigert werden.  
 Die Kupplungen werden normalerweise mit äquimolaren Anteilen der Kupplungs-  
 25 komponenten sowie des Kupplungsreagenz in Lösungsmitteln wie Dichlormethan,  
 Tetrahydrofuran, Acetonitril, Dimethylformamid (DMF), Dimethylacetamid (DMA),  
*N*-Methylpyrrolidon (NMP) oder Gemischen aus diesen und bei Temperaturen

zwischen -30 und +30°C, bevorzugt -20 und +25°C, durchgeführt. Sofern erforderlich wird als zusätzliche Hilfsbase *N*-Ethyl-diisopropylamin (DIEA) (Hünig-Base) bevorzugt.

- 5 Als weiteres Kupplungsverfahren zur Synthese von Verbindungen der allgemeinen Formel (I) wird das sogenannte "Anhydridverfahren" (siehe auch: M. Bodanszky, "Peptide Chemistry", Springer-Verlag 1988, S. 58-59; M. Bodanszky, "Principles of Peptide Synthesis", Springer-Verlag 1984, S. 21-27) eingesetzt. Bevorzugt wird das "gemischte Anhydridverfahren" in der Variante nach Vaughan (J.R. Vaughan Jr., J. Amer. Chem.Soc. 73, 3547 (1951)), bei der unter Verwendung von Chlorkohlensäureisobutylester in Gegenwart von Basen, wie 4-Methylmorpholin oder 4-Ethylmorpholin, das gemischte Anhydrid aus der zu kuppelnden Carbonsäure der allgemeinen Formel (VIII) und dem Kohlensäuremonoisobutylester erhalten wird. Die Herstellung dieses gemischten Anhydrids und die Kupplung mit den Aminen der allgemeinen Formel  $\text{HNR}^2\text{R}^3$  erfolgt im Eintopfverfahren, unter Verwendung der vorstehend genannten Lösemittel und bei Temperaturen zwischen -20°C und +25°C, bevorzugt zwischen 0°C und +25°C.

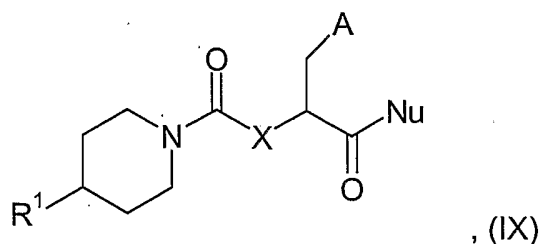
(e) Zur Herstellung von Verbindungen der allgemeinen Formel



in der A, X und  $\text{R}^1$  bis  $\text{R}^3$  wie eingangs erwähnt definiert sind, mit der Maßgabe, dass kein freies primäres oder sekundäres Amin im Molekül enthalten ist:

Kupplung einer Verbindung der allgemeinen Formel





in der A, X und R<sup>1</sup> wie eingangs erwähnt definiert sind und Nu eine Austrittsgruppe, beispielsweise ein Halogenatom, wie das Chlor-, Brom- oder Iodatome, eine Alkylsulfonyloxygruppe mit 1 bis 10 Kohlenstoffatomen im Alkylteil, eine gegebenenfalls durch Chlor- oder Bromatome, durch Methyl- oder Nitrogruppen mono-, di- oder trisubstituierte Phenylsulfonyloxy- oder Naphthylsulfonyloxygruppe, wobei die Substituenten gleich oder verschieden sein können, eine 1*H*-Imidazol-1-yl-, eine gegebenenfalls durch eine oder zwei Methylgruppen im Kohlenstoffgerüst substituier-  
 5 substituier- 1*H*-Pyrazol-1-yl-, eine 1*H*-1,2,4-Triazol-1-yl-, 1*H*-1,2,3-Triazol-1-yl-, 1*H*-1,2,3,4-Tetrazol-1-yl-, eine Vinyl-, Propargyl-, *p*-Nitrophenyl-, 2,4-Dinitrophenyl-, Trichlorphenyl-, Pentachlorphenyl-, Pentafluorphenyl-, Pyran-yl- oder Pyridin-yl-, eine Dimethylaminyloxy-, 2(1*H*)-Oxopyridin-1-yl-oxy-, 2,5-Dioxopyrrolidin-1-yl-oxy-, Phthalimidyl-oxy-, 1*H*-Benzo-triazol-1-yl-oxy- oder Azidgruppe bedeutet,

15 mit einem Amin der allgemeinen Formel HNR<sup>2</sup>R<sup>3</sup>, in der R<sup>2</sup> und R<sup>3</sup> wie eingangs definiert sind, mit der Maßgabe, dass keine freie Carbonsäure- und/oder keine weitere freie primäre oder sekundäre aliphatische Aminofunktion enthalten ist.

20 Die Umsetzung wird unter Schotten-Baumann- oder Einhorn-Bedingungen durchgeführt, das heißt, die Komponenten werden in Gegenwart von wenigstens einem Äquivalent einer Hilfsbase bei Temperaturen zwischen -50°C und +120°C, bevorzugt -10°C und +30°C, und gegebenenfalls in Gegenwart von Lösungsmitteln zur Reaktion gebracht. Als Hilfsbasen kommen bevorzugt Alkali- und Erdalkalihydroxide, beispielsweise Natriumhydroxid, Kaliumhydroxid oder Bariumhydroxid, Alkali-  
 25 carbonate, z. B. Natriumcarbonat, Kaliumcarbonat oder Cäsiumcarbonat, Alkaliacetate, z.B. Natrium- oder Kaliumacetat, sowie tertiäre Amine, beispielsweise Pyridin, 2,4,6-Trimethylpyridin, Chinolin, Triethylamin, *N*-Ethyl-diisopropylamin, *N*-Ethyl-dicyclohexylamin, 1,4-Di-azabicyclo[2.2.2]octan oder 1,8-Diaza-bicyclo[5.4.0]-  
 30 undec-7-en, als Lösungsmittel beispielsweise Dichlormethan, Tetrahydrofuran,

1,4-Dioxan, Acetonitril, Dimethylformamid, Dimethylacetamid, *N*-Methylpyrrolidon oder Gemische davon in Betracht; werden als Hilfsbasen Alkali- oder Erdalkalihydroxide, Alkalicarbonate oder -acetate verwendet, kann dem Reaktionsgemisch auch Wasser als Cosolvens zugesetzt werden.

5

Die erfindungsgemäßen neuen Verbindungen der allgemeinen Formel (I) enthalten ein oder mehrere Chiralitätszentren. Sind beispielsweise zwei Chiralitätszentren vorhanden, dann können die Verbindungen in Form zweier diastereomerer Antipodenpaare auftreten. Die Erfindung umfaßt die einzelnen Isomeren ebenso wie ihre  
10 Gemische.

10

Die Trennung der jeweiligen Diastereomeren gelingt auf Grund ihrer unterschiedlichen physikochemischen Eigenschaften, z.B. durch fraktionierte Kristallisation aus geeigneten Lösemitteln, durch Hochdruckflüssigkeits- oder Säulenchromatographie  
15 unter Verwendung chiraler oder bevorzugt achiraler stationärer Phasen.

15

Die Trennung von unter die allgemeine Formel (I) fallenden Racematen gelingt beispielsweise durch HPLC an geeigneten chiralen stationären Phasen (z. B. Chiral AGP, Chiralpak AD). Racemate, die eine basische Funktion enthalten, lassen sich  
20 auch über die diastereomeren, optisch aktiven Salze trennen, die bei Umsetzung mit einer optisch aktiven Säure, beispielsweise (+)- oder (-)-Weinsäure, (+)- oder (-)-Diacetylweinsäure, (+)- oder (-)-Monomethyltartrat oder (+)-Camphersulfonsäure entstehen.

20

25 Nach einem üblichen Verfahren zur Isomerentrennung wird das Racemat einer Verbindung der allgemeinen Formel (I) mit einer der vorstehend angegebenen optisch aktiven Säuren in äquimolarer Menge in einem Lösemittel umgesetzt und die erhaltenen kristallinen, diastereomeren, optisch aktiven Salze unter Ausnutzung ihrer  
30 verschiedenen Löslichkeit getrennt. Diese Umsetzung kann in jeder Art von Lösemitteln durchgeführt werden, solange sie einen ausreichenden Unterschied hinsichtlich der Löslichkeit der Salze aufweisen. Vorzugsweise werden Methanol, Ethanol oder deren Gemische, beispielsweise im Volumenverhältnis 50:50, verwendet. Sodann wird jedes der optisch aktiven Salze in Wasser gelöst, mit einer

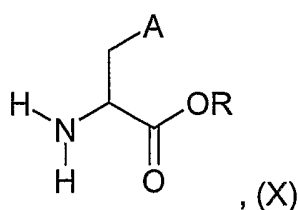
30

Base, wie Natriumcarbonat oder Kaliumcarbonat, oder mit einer geeigneten Säure, beispielsweise mit verdünnter Salzsäure oder wässriger Methansulfonsäure, vorsichtig neutralisiert und dadurch die entsprechende freie Verbindung in der (+)- oder (-)-Form erhalten.

5 Jeweils nur das (*R*)- oder (*S*)-Enantiomer bzw. ein Gemisch zweier optisch aktiver, unter die allgemeine Formel (I) fallender diastereomerer Verbindungen wird auch dadurch erhalten, dass man die oben beschriebenen Synthesen mit jeweils einer geeigneten (*R*)- bzw. (*S*)-konfigurierten Reaktionskomponente durchführt.

0 Die Ausgangsverbindungen der allgemeinen Formel (III) erhält man, soweit sie nicht literaturbekannt oder gar käuflich sind, entsprechend den in der internationalen Patentanmeldung WO 98/11128 und DE 199 52 146 angegebenen Verfahren. Die Ausgangsverbindungen der allgemeinen Formel (IV) sind käuflich. Verbindungen der  
5 allgemeinen Formel (V) lassen sich nach dem Peptidchemiker geläufigen Methoden aus geschützten Phenylalaninen und Aminen der allgemeinen Formel  $\text{HNR}^2\text{R}^3$  herstellen.

0 Die zur Herstellung der optisch reinen Verbindungen der allgemeinen Formel (V) nötigen Phenylalaninderivate können aus den Verbindungen der allgemeinen Formel



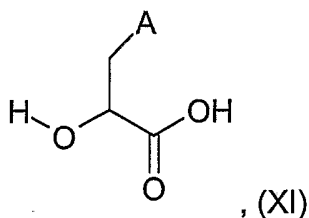
5 in der A wie eingangs erwähnt definiert ist und R eine unverzweigte Alkylgruppe, bevorzugt die Methyl- oder Ethylgruppe, darstellt, durch Racematspaltung hergestellt werden.

0 Diese Racematspaltung kann mit Hilfe enzymatischer Methoden durchgeführt werden, wobei nur ein Enantiomer des Racemates transformiert wird und das entstehende Gemisch dann mit Hilfe physikochemischer Methoden, bevorzugt mit

Hilfe chromatographischer Methoden, getrennt wird. Ein geeignetes Enzymsystem für diesen Schritt stellt das Enzym Alcalase 2.4 L FG (Novozymes A/S; DK 2880 Bagsvaerd) dar. Die Verbindungen der allgemeinen Formel (X) können dann mit für Peptidchemiker geläufigen Methoden in die enantiomerenreinen Verbindungen der allgemeinen Formel (V) überführt werden.

Falls die Gruppe X in Verbindungen der allgemeinen Formel (V) das Sauerstoffatom darstellt, können die für die Synthese benötigten Hydroxycarbonsäuren der allgemeinen Formel

0



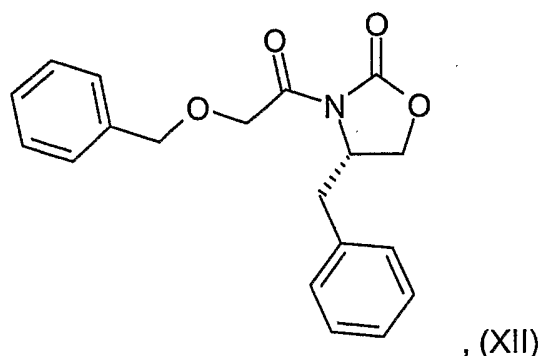
in der A wie eingangs erwähnt definiert ist, aus Verbindungen der allgemeinen Formel (X) gewonnen werden, mit der Maßgabe, dass R das Wasserstoffatom darstellt.

5

Unter der Maßgabe, dass der Rest A keine Amino- oder Methylaminogruppe enthält, können durch Diazotierung von Verbindungen der allgemeinen Formel (X) mit einem geeigneten Diazotierungsreagenz, bevorzugt Natriumnitrit in saurem Milieu, die Verbindungen der allgemeinen Formel (XI) erhalten werden. Bei Einsatz enantiomerenreiner Verbindungen werden die entsprechenden enantiomerenreinen Hydroxycarbonsäureverbindungen erhalten, wobei die Reaktion unter Retention der Konfiguration abläuft.

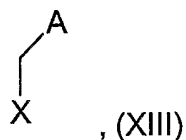
Ein weiterer Zugang zu Verbindungen der allgemeinen Formel (XI), in der die Reste A wie eingangs erwähnt definiert sind, besteht in der Alkylierung der Verbindung

15



mit entsprechend substituierten Benzylchloriden, Benzylbromiden oder Benzyljodiden der allgemeinen Formel

5



in der A wie eingangs erwähnt definiert ist und X ein Chlor-, Brom- oder Jodatombedeutet, in Analogie zu literaturbekannten Methoden (Michael T. Crimmins, Kyle A. Emmite und Jason D. Katz, *Org. Lett.* 2, 2165-2167 [2000]).

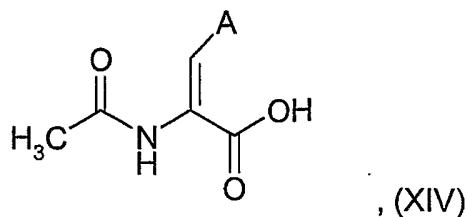
0

Die entstehenden diastereomeren Produkte können dann mit Hilfe physikochemischer Methoden, bevorzugt mit Hilfe chromatographischer Methoden, getrennt werden. Die hydrolytische Abspaltung des chiralen Auxiliars, Kupplung mit Aminen

5 der allgemeinen Formel  $\text{HNR}^2\text{R}^3$  und Abspaltung der Benzylschutzgruppe eröffnet ebenfalls einen Zugang zu enantiomerenreinen Hydroxycarbonsäureverbindungen des allgemeinen Formel (V).

Verbindungen der allgemeinen Formel (XI), in der die Reste A wie eingangs erwähnt

10 definiert sind, können weiterhin durch Verkochen von 2-Acetylamino-3-phenylacrylsäuren der allgemeinen Formel



mittels starker Säuren und anschließender Reduktion der entstandenen 2-Hydroxy-3-phenyl-acrylsäuren erhalten werden.

5

Die Ausgangsverbindungen der allgemeinen Formel (VI) erhält man beispielsweise durch Umsetzung von Aminen der allgemeinen Formel  $\text{HNR}^2\text{R}^3$  mit 2-(Alkoxy-carbonylmethyl)-3-aryl-propansäuren und anschließende hydrolytische Abspaltung der Alkylgruppe. Die erforderlichen 2-(Alkoxy-carbonylmethyl)-3-aryl-propansäuren können in Analogie zu literaturbekannten Methoden (David A. Evans, Leester D. Wu, John J. M. Wiener, Jeffrey S. Johnson, David H. B. Ripin und Jason S. Tedrow, J. Org.Chem 64, 6411-6417 [1999]; Saul G. Cohen und Aleksander Milovanovic, J. Am. Chem. Soc. 90, 3495-3502 [1968]; Hiroyuki Kawano, Youichi Ishii, Takao Ikariya, Masahiko Saburi, Sadao Yoshikawa, Yasuzo Uchida und Hidenori Kumobayashi, Tetrahedron Letters 28, 1905-1908 [1987]) hergestellt werden. Carbonsäuren der allgemeinen Formel (VIII) können nach den in der WO 98/11128 angegebenen Verfahren aus allgemein zugänglichen Ausgangsmaterialien hergestellt werden.

0

5

Die erhaltenen Verbindungen der allgemeinen Formel (I) können, sofern sie geeignete basische Funktionen enthalten, insbesondere für pharmazeutische Anwendungen in ihre physiologisch verträglichen Salze mit anorganischen oder organischen Säuren übergeführt werden. Als Säuren kommen hierfür beispielsweise Salzsäure, Bromwasserstoffsäure, Phosphorsäure, Salpetersäure, Schwefelsäure, Methansulfonsäure, Ethansulfonsäure, Benzolsulfonsäure, *p*-Toluolsulfonsäure, Essigsäure, Fumarsäure, Bernsteinsäure, Milchsäure, Mandelsäure, Äpfelsäure, Zitronensäure, Weinsäure oder Maleinsäure in Betracht.

5

Die vorliegende Erfindung betrifft Racemate, sofern die Verbindungen der allgemeinen Formel (I) nur ein Chiralitätselement besitzen. Die Anmeldung umfasst jedoch auch die einzelnen diastereomeren Antipodenpaare oder deren Gemische,

10

die dann vorliegen, wenn mehr als ein Chiralitätselement in den Verbindungen der allgemeinen Formel (I) vorhanden ist, sowie die einzelnen optisch aktiven Enantiomeren, aus denen sich die erwähnten Racemate zusammensetzen.

- 5 Ebenfalls mit vom Gegenstand dieser Erfindung umfasst sind die erfindungsgemäßen Verbindungen, einschließlich deren Salze, in denen ein oder mehrere Wasserstoffatome durch Deuterium ausgetauscht sind.

Die neuen Verbindungen der allgemeinen Formel (I) und deren physiologisch  
0 verträgliche Salze weisen wertvolle pharmakologische Eigenschaften auf, die auf ihre selektiven CGRP-antagonistischen Eigenschaften zurückgehen. Ein weiterer Gegenstand der Erfindung sind diese Verbindungen enthaltende Arzneimittel, deren Verwendung und deren Herstellung.

- 5 Die voranstehend genannten neuen Verbindungen und deren physiologisch verträgliche Salze besitzen CGRP-antagonistische Eigenschaften und zeigen gute Affinitäten in CGRP-Rezeptorbindungsstudien. Die Verbindungen weisen in den nachstehend beschriebenen pharmakologischen Testsystemen CGRP-antagonistische Eigenschaften auf.

0 Zum Nachweis der Affinität der voranstehend genannten Verbindungen zu humanen CGRP-Rezeptoren und ihrer antagonistischen Eigenschaften wurden die folgenden Versuche durchgeführt:

- 15 A. Bindungsstudien mit (den humanen CGRP-Rezeptor exprimierenden) SK-N-MC-Zellen

---

SK-N-MC-Zellen werden in "Dulbecco's modified Eagle Medium" kultiviert. Das Medium konfluenter Kulturen wird entfernt. Die Zellen werden zweimal mit PBS-  
30 Puffer (Gibco 041-04190 M) gewaschen, durch Zugabe von PBS-Puffer, versetzt mit 0.02% EDTA, abgelöst und durch Zentrifugation isoliert. Nach Resuspension in 20 ml "Balanced Salts Solution" [BSS (in mM): NaCl 120, KCl 5.4, NaHCO<sub>3</sub> 16.2, MgSO<sub>4</sub> 0.8, NaHPO<sub>4</sub> 1.0, CaCl<sub>2</sub> 1.8, D-Glucose 5.5, HEPES 30, pH 7.40] werden die Zellen

zweimal bei 100 x g zentrifugiert und in BSS resuspendiert. Nach Bestimmung der Zellzahl werden die Zellen mit Hilfe eines Ultra-Turrax homogenisiert und für 10 Minuten bei 3000 x g zentrifugiert. Der Überstand wird verworfen und das Pellet in Tris-Puffer (10 mM Tris, 50 mM NaCl, 5 mM MgCl<sub>2</sub>, 1 mM EDTA, pH 7.40),  
5 angereichert mit 1% Rinderserum-Albumin und 0.1% Bacitracin, rezentrifugiert und resuspendiert (1 ml / 1000000 Zellen). Das Homogenat wird bei -80°C eingefroren. Die Membranpräparationen sind bei diesen Bedingungen für mehr als 6 Wochen stabil.

3 Nach Auftauen wird das Homogenat 1:10 mit Assay-Puffer (50 mM Tris, 150 mM NaCl, 5 mM MgCl<sub>2</sub>, 1 mM EDTA, pH 7.40) verdünnt und 30 Sekunden lang mit einem Ultra-Turrax homogenisiert. 230 µl des Homogenats werden für 180 Minuten bei Raumtemperatur mit 50 pM <sup>125</sup>I-Iodotyrosyl-Calcitonin-Gen-Related Peptide (Amersham) und ansteigenden Konzentrationen der Testsubstanzen in einem  
5 Gesamtvolumen von 250 µl inkubiert. Die Inkubation wird durch rasche Filtration durch mit Polyethylenimin (0.1%) behandelte GF/B-Glasfaserfilter mittels eines Zellharvesters beendet. Die an Protein gebundene Radioaktivität wird mit Hilfe eines Gammacounters bestimmt. Als nichtspezifische Bindung wird die gebundene Radioaktivität nach Gegenwart von 1 µM humanem CGRP-alpha während der  
3 Inkubation definiert.

Die Analyse der Konzentrations-Bindungskurven erfolgt mit Hilfe einer computergestützten nichtlinearen Kurvenanpassung.

5 Die eingangs erwähnten Verbindungen zeigen in dem beschriebenen Test IC<sub>50</sub>-Werte ≤ 10000 nM.

#### B. CGRP-Antagonismus in SK-N-MC-Zellen

---

0 SK-N-MC-Zellen (1 Mio. Zellen) werden zweimal mit 250 µl Inkubationspuffer (Hanks' HEPES, 1 mM 3-Isobutyl-1-methylxanthin, 1% BSA, pH 7.4) gewaschen und bei 37°C für 15 Minuten vorinkubiert. Nach Zugabe von CGRP (10 µl) als Agonist in steigenden Konzentrationen (10<sup>-11</sup> bis 10<sup>-6</sup> M) bzw. zusätzlich von Substanz in 3 bis



4 verschiedenen Konzentrationen wird nochmals 15 Minuten inkubiert.

Intrazelluläres cAMP wird anschließend durch Zugabe von 20 µl 1M HCl und Zentrifugation (2000 x g, 4°C für 15 Minuten) extrahiert. Die Überstände werden in  
5 flüssigem Stickstoff eingefroren und bei -20°C gelagert.

Die cAMP-Gehalte der Proben werden mittels Radioimmunassay (Fa. Amersham) bestimmt und die pA<sub>2</sub>-Werte antagonistisch wirkender Substanzen graphisch ermittelt.

0 Die erfindungsgemäßen Verbindungen zeigen in dem beschriebenen *in vitro* Testmodell CGRP-antagonistische Eigenschaften in einem Dosisbereich zwischen 10<sup>-12</sup> bis 10<sup>-5</sup> M.

5 Aufgrund ihrer pharmakologischen Eigenschaften eignen sich die erfindungsgemäßen Verbindungen und deren Salze mit physiologisch verträglichen Säuren somit zur akuten und prophylaktischen Behandlung von Kopfschmerzen, insbesondere Migräne- bzw. Cluster-Kopfschmerz. Weiterhin beeinflussen die erfindungsgemäßen Verbindungen auch die folgenden Erkrankungen positiv:

0 Nicht-insulinabhängigen Diabetes mellitus ("NIDDM"), complex regional pain syndrome (CRPS1), kardiovaskuläre Erkrankungen, Morphintoleranz, Clostridiumtoxin-bedingte Durchfallerkrankungen, Erkrankungen der Haut, insbesondere thermische und strahlenbedingte Hautschäden inklusive Sonnenbrand, entzündliche Erkrankungen, z.B. entzündliche Gelenkerkrankungen (Arthritis), neurogene Entzündungen der oralen Mucosa, entzündliche Lungenerkrankungen, allergische Rhinitis,  
15 Asthma, Erkrankungen, die mit einer überschießenden Gefäßerweiterung und dadurch bedingter verringerter Gewebedurchblutung einhergehen, z.B. Schock und Sepsis. Darüber hinaus zeigen die erfindungsgemäßen Verbindungen eine lindernde Wirkung auf Schmerzzustände im allgemeinen.

10 Die Symptomatik menopausaler, durch Gefäßerweiterung und erhöhten Blutfluß verursachter Hitzewallungen östrogendefizienter Frauen sowie hormonbehandelter Prostatakarzinompatienten wird durch die CGRP-Antagonisten der vorliegenden Anwendung präventiv und akut-therapeutisch günstig beeinflusst, wobei sich dieser

Therapieansatz vor der Hormonsubstitution durch Nebenwirkungsarmut auszeichnet.

Die zur Erzielung einer entsprechenden Wirkung erforderliche Dosierung beträgt zweckmäßigerweise bei intravenöser oder subkutaner Gabe 0.01 bis 3 mg/kg Körpergewicht, vorzugsweise 0.01 bis 1 mg/kg Körpergewicht, bei oraler Gabe 0.01 bis 20 mg/kg Körpergewicht, vorzugsweise 0.1 bis 10 mg/kg Körpergewicht, und bei nasaler oder inhalativer Gabe 0.01 bis 10 mg/kg Körpergewicht, vorzugsweise 0.1 bis 10 mg/kg Körpergewicht, jeweils 1 bis 3 x täglich.

Sofern die Behandlung mit CGRP-Antagonisten oder/und CGRP-Release-Hemmern in Ergänzung zu einer üblichen Hormonsubstitution erfolgt, empfiehlt sich eine Verringerung der vorstehend angegebenen Dosierungen, wobei die Dosierung dann 1/5 der vorstehend angegebenen Untergrenzen bis zu 1/1 der vorstehend angegebenen Obergrenzen betragen kann.

Die erfindungsgemäß hergestellten Verbindungen können entweder alleine oder gegebenenfalls in Kombination mit anderen Wirksubstanzen zur Behandlung von Migräne intravenös, subkutan, intramuskulär, intrarektal, intranasal, durch Inhalation, transdermal oder oral erfolgen, wobei zur Inhalation insbesondere Aerosolformulierungen geeignet sind. Die Kombinationen können entweder simultan oder sequentiell verabreicht werden.

Als Kombinationspartner denkbare Wirkstoffklassen sind z.B. Angiotensin-II Rezeptorantagonisten,  $\alpha$ -Agonisten und  $\alpha$ -Antagonisten, 5-HT<sub>1B/1D</sub>-Agonisten, AMPA-Antagonisten, schwachen Analgetica, Antidepressiva, Antiemetika, Antikonvulsiva, Antimuscarinika,  $\beta$ -Blocker, Calcium-Antagonisten, Corticosteroide, Ergot-Alkaloiden, Histamin-H1-Rezeptorantagonisten, Neurokinin-Antagonisten, Neuroleptika, nichtsteroidale Antiphlogistika, NO-Synthase-Hemmer, Prokinetika, selektive Serotonin-Wiederaufnahme-Hemmer oder andere Antimigränemitteln, die zusammen mit einem oder mehreren inerten üblichen Trägerstoffen und/oder Verdünnungsmitteln, z.B. mit Maisstärke, Milchzucker, Rohrzucker, mikrokristalliner Zellulose, Magnesiumstearat, Polyvinylpyrrolidon, Zitronensäure, Weinsäure, Wasser, Wasser/Ethanol, Wasser/Glycerin, Wasser/Sorbit, Wasser/Polyethylen-

glykol, Propylenglykol, Cetylstearylalkohol, Carboxymethylcellulose oder fetthaltigen Substanzen wie Hartfett oder deren geeigneten Gemischen, in übliche galenische Zubereitungen wie Tabletten, Dragées, Kapseln, Pulver, Suspensionen, Lösungen, Dosieraerosole oder Zäpfchen eingearbeitet werden können.

5 Für die oben erwähnten Kombinationen kommen somit als weitere Wirksubstanzen beispielsweise die nicht-steroidalen Antiphlogistika Aceclofenac, Acemetacin, Acetylsalicylsäure, Azathioprin, Diclofenac, Diflunisal, Fenbufen, Fenoprofen, Flurbiprofen, Ibuprofen, Indometacin, Ketoprofen, Leflunomid, Lornoxicam, Mefenaminsäure, Naproxen, Phenylbutazon, Piroxicam, Sulfasalazin, Tenoxicam, Zomepirac oder deren physiologisch verträgliche Salze sowie Meloxicam und andere selektive COX2-Inhibitoren, wie beispielsweise Rofecoxib und Celecoxib, in Betracht.

Weiterhin können z.B. Candesartan, Eprosartan, Irbesartan, Losartan, Olmesartan, Tasosartan, Telmisartan, Valsartan, Duloxetine, Ergotamin, Dihydroergotamin, Metoclopramid, Domperidon, Diphenhydramin, Cyclizin, Promethazin, Chlorpromazin, Vigabatrin, Timolol, Isomethepten, Pizotifen, Botox, Gabapentin, Topiramid, Riboflavin, Montelukast, Lisinopril, Prochlorperazin, Dexamethason, Flunarizin, Dextropropoxyphen, Meperidin, Metoprolol, Propranolol, Nadolol, Atenolol, Clonidin, Indoramin, Carbamazepin, Phenytoin, Valproat, Amitriptylin, Lidocain oder Diltiazem und andere 5-HT<sub>1B/1D</sub>-Agonisten wie z.B. Almotriptan, Avitriptan, Donitriptan, Eletriptan, Frovatriptan, Naratriptan, Rizatriptan, Sumatriptan und Zolmitriptan sowie deren physiologisch verträgliche Salze verwendet werden.

15 Die Dosis für diese Wirksubstanzen beträgt hierbei zweckmäßigerweise 1/5 der üblicherweise empfohlenen niedrigsten Dosierung bis zu 1/1 der normalerweise empfohlenen Dosierung, also beispielsweise 20 bis 100 mg Sumatriptan.

Ein weiterer Gegenstand der Erfindung ist die Verwendung der erfindungsgemäßen Verbindungen als wertvolle Hilfsmittel zur Erzeugung und Reinigung (Affinitätschromatographie) von Antikörpern sowie, nach geeigneter radioaktiver Markierung, beispielsweise durch Tritiumierung geeigneter Vorstufen, beispielsweise durch katalytische Hydrierung mit Tritium oder Ersatz von Halogenatomen durch Tritium,

in RIA- und ELISA-Assays und als diagnostische bzw. analytische Hilfsmittel in der Neurotransmitter-Forschung.

### Experimenteller Teil

5

Für die hergestellten Verbindungen liegen in der Regel IR-, <sup>1</sup>H-NMR und/oder Massenspektren vor.

10

Wenn nicht anders angegeben, werden R<sub>F</sub>-Werte unter Verwendung von DC-Fertigplatten Kieselgel 60 F254 (E. Merck, Darmstadt, Artikel-Nr. 1.05714) ohne Kammer-sättigung bestimmt. Die bei den Fließmitteln angegebenen Verhältnisse beziehen sich auf Volumeneinheiten der jeweiligen Lösungsmittel. Die angegebenen Volumeneinheiten bei NH<sub>3</sub> beziehen sich auf eine konzentrierte Lösung von NH<sub>3</sub> in Wasser.

5

Soweit nicht anders vermerkt sind die bei den Aufarbeitungen der Reaktionslösungen verwendeten Säure-, Basen- und Salzlösungen wässrige Systeme der angegebenen Konzentrationen.

Zu chromatographischen Reinigungen wird Kieselgel der Firma Millipore (MATREX<sup>TM</sup>, 35 bis 70 µm) verwendet.

Die angegebenen HPLC-Daten werden unter nachstehend angeführten Parametern gemessen:

10

#### Methode A:

Analytische Säule: Zorbax-Säule (Agilent Technologies), SB (Stable Bond) C18; 3.5 µm; 4.6 x 75 mm; Säulentemperatur: 30°C; Fluss: 0.8 mL / min; Injektionsvolumen: 5 µL; Detektion bei 254 nm

15

Zeit (min)	Volumenprozent Wasser (mit 0.1% Ameisensäure)	Volumenprozent Acetonitril (mit 0.1% Ameisensäure)
0	95	5
9	10	90
10	10	90
11	95	5

Bei präparativen HPLC-Reinigungen werden in der Regel die gleichen Gradienten verwendet, die bei der Erhebung der analytischen HPLC-Daten benutzt wurden. Die

Sammlung der Produkte erfolgt massengesteuert, die Produkt enthaltenden Fraktionen werden vereinigt und gefriergetrocknet.

Falls nähere Angaben zur Konfiguration fehlen, bleibt offen, ob es sich um reine Enantiomere handelt oder ob partielle oder gar völlige Racemisierung eingetreten ist.

5

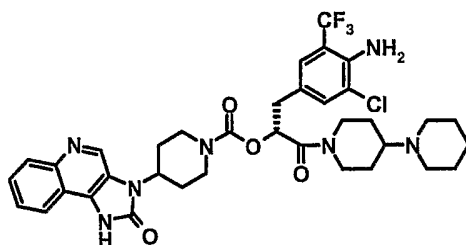
In den Versuchsbeschreibungen werden die folgenden Abkürzungen verwendet:

DCM	Dichlormethan
DMAP	4-Dimethylaminopyridin
0 DMF	<i>N,N</i> -Dimethylformamid
EtOAc	Essigsäureethylester
HCl	Salzsäure
LiOH	Lithiumhydroxid
MeOH	Methanol
5 RT	Raumtemperatur
TBTU	2-(1 <i>H</i> -Benzotriazol-1-yl)-1,1,3,3-tetramethyluronium-Tetrafluorborat
THF	Tetrahydrofuran

### Beispiel 1

:0

4-(2-Oxo-1,2-dihydro-imidazo[4,5-*c*]chinolin-3-yl)-piperidin-1-carbonsäure-(*R*)-1-(4-amino-3-chlor-5-trifluormethyl-benzyl)-2-[1,4']bipiperidiny-1'-yl-2-oxo-ethylester



25

(1a) 4-(2-Oxo-1,2-dihydro-imidazo[4,5-*c*]chinolin-3-yl)-piperidin-1-carbonsäure-(*R*)-2-(4-amino-3-chlor-5-trifluormethyl-phenyl)-1-ethoxycarbonyl-ethylester

Zu der Mischung aus 0.79 g (6.42 mmol) DMAP und 100 mL Pyridin wurden 1.29 g (6.42 mmol) 4-Chlorameisensäure-4-nitrophenylester zugegeben und 1 h bei RT

gerührt. Danach wurde eine Lösung von 2.0 g (6.42 mmol) (R)-3-(4-Amino-3-chlor-5-trifluormethyl-phenyl)-2-hydroxy-propionsäureethylester in 15 mL Pyridin unter Rühren bei RT zugetropft und weitere 2 h bei RT gerührt. Anschließend wurde die Mischung mit 1.72 g (6.42 mmol) 3-Piperidin-4-yl-1,3-dihydro-imidazo[4,5-c]chinolin-2-on versetzt und 2 Tage bei RT gerührt. Das Reaktionsgemisch wurde unter vermindertem Druck eingeengt, mit 200 mL EtOAc und 200 mL 15% K<sub>2</sub>CO<sub>3</sub>-Lösung versetzt, die organische Phase abgetrennt, getrocknet und eingeengt. Der Rückstand wurde säulenchromatographisch (Kieselgel, Gradient DCM zu DCM/MeOH/NH<sub>3</sub> 0:95:5) gereinigt.

0 Ausbeute: 1.2 g (31% der Theorie)  
ESI-MS: (M+H)<sup>+</sup> = 606/608 (CI)  
Retentionszeit (HPLC): 6.7 min (Methode A)

(1b) 4-(2-Oxo-1,2-dihydro-imidazo[4,5-c]chinolin-3-yl)-piperidin-1-carbonsäure-(R)-  
5 2-(4-amino-3-chlor-5-trifluormethyl-phenyl)-1-carboxy-ethylester

1.20 g (1.98 mmol) 4-(2-Oxo-1,2-dihydro-imidazo[4,5-c]chinolin-3-yl)-piperidin-1-carbonsäure-(R)-2-(4-amino-3-chlor-5-trifluormethyl-phenyl)-1-ethoxycarbonyl-ethylester, gelöst in 30 mL THF, wurde bei RT mit einer Lösung von 74 mg (3.0 mmol) LiOH in 30 mL Wasser versetzt und 3 h bei RT gerührt. Das Reaktionsgemisch wurde unter vermindertem Druck eingeengt, der Rückstand mit 100 mL Wasser versetzt und mit 1 M HCl angesäuert. Der Niederschlag wurde abgesaugt, mit 50 mL Wasser gewaschen und im Umlufttrockenschrank getrocknet.

10 Ausbeute: 0.88 g (77% der Theorie)  
ESI-MS: (M+H)<sup>+</sup> = 578/580 (CI)  
15 Retentionszeit (HPLC): 5.8 min (Methode A)

(1c) 4-(2-Oxo-1,2-dihydro-imidazo[4,5-c]chinolin-3-yl)-piperidin-1-carbonsäure-(R)-  
1-(4-amino-3-chlor-5-trifluormethyl-benzyl)-2-[1,4']bipiperidiny-1'-yl-2-oxo-  
ethylester

30 Eine Mischung aus 80 mg (0.138 mmol) 4-(2-Oxo-1,2-dihydro-imidazo[4,5-c]chinolin-3-yl)-piperidin-1-carbonsäure-(R)-2-(4-amino-3-chlor-5-trifluormethyl-phenyl)-1-carboxy-ethylester, 23.6 mg (0.14 mmol) [1,4']Bipiperidiny, 46.6 mg (0.14 mmol) TBTU, 0.041 mL (0.28 mmol) Triethylamin und 1.8 mL DMF wurde über Nacht bei RT

gerührt. Das Reaktionsgemisch wurde direkt mittels HPLC-MS (Säule: Agilent Zorbax Stable Bond RP C18, 5  $\mu$ M, 30x100 mm; Fluss 30 mL/min; Gradient: Wasser/Acetonitril) und anschließender Lyophilisation aufgereinigt.

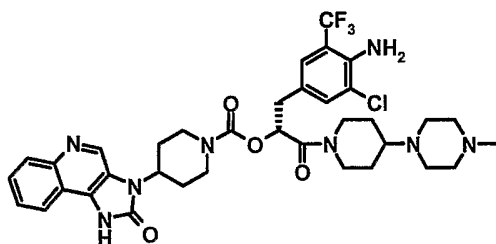
Ausbeute: 77 mg (76% der Theorie)

5 ESI-MS:  $(M+H)^+ = 728/730$  (CI)

Retentionszeit (HPLC): 4.8 min (Methode A)

### Beispiel 2

0 4-(2-Oxo-1,2-dihydro-imidazo[4,5-c]chinolin-3-yl)-piperidin-1-carbonsäure-(R)-1-(4-amino-3-chlor-5-trifluormethyl-benzyl)-2-[4-(4-methyl-piperazin-1-yl)-piperidin-1-yl]-2-oxo-ethylester



5 Analog Beispiel (1c) wurden aus 80 mg (0.14 mmol) 4-(2-Oxo-1,2-dihydro-imidazo[4,5-c]chinolin-3-yl)-piperidin-1-carbonsäure-(R)-2-(4-amino-3-chlor-5-trifluor-methyl-phenyl)-1-carboxy-ethylester und 25 mg (0.14 mmol) 1-Methyl-4-piperidin-4-yl-piperazin das Produkt erhalten.

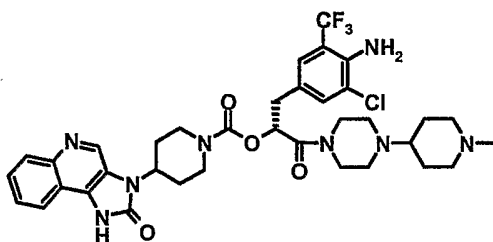
0 Ausbeute: 76 mg (74% der Theorie)

ESI-MS:  $(M+H)^+ = 743/745$  (CI)

Retentionszeit (HPLC): 5.5 min (Methode A)

### Beispiel 3

5 4-(2-Oxo-1,2-dihydro-imidazo[4,5-c]chinolin-3-yl)-piperidin-1-carbonsäure-(R)-1-(4-amino-3-chlor-5-trifluormethyl-benzyl)-2-[4-(1-methyl-piperidin-4-yl)-piperazin-1-yl]-2-oxo-ethylester



Analog Beispiel (1c) wurden aus 80 mg (0.14 mmol) 4-(2-Oxo-1,2-dihydro-imidazo-  
 [4,5-c]chinolin-3-yl)-piperidin-1-carbonsäure-(R)-2-(4-amino-3-chlor-5-trifluormethyl-  
 5 phenyl)-1-carboxy-ethylester und 26 mg (0.14 mmol) 1-(1-Methyl-piperidin-4-yl)-  
 piperazin das Produkt erhalten.

Ausbeute: 68 mg (66% der Theorie)

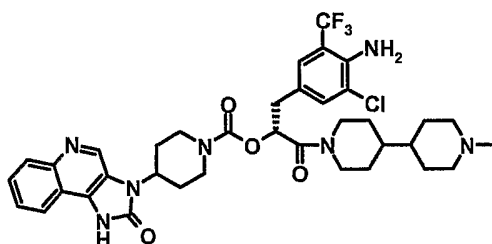
ESI-MS:  $(M+H)^+ = 743/745$  (Cl)

Retentionszeit (HPLC): 4.0 min (Methode A)

0

#### Beispiel 4

4-(2-Oxo-1,2-dihydro-imidazo[4,5-c]chinolin-3-yl)-piperidin-1-carbonsäure-(R)-1-(4-  
 amino-3-chlor-5-trifluormethyl-benzyl)-2-(1'-methyl-[4,4']bipiperidiny-1-yl)-2-oxo-ethyl  
 5 ester



Analog Beispiel (1c) wurden aus 80 mg (0.14 mmol) 4-(2-Oxo-1,2-dihydro-imidazo-  
 [4,5-c]chinolin-3-yl)-piperidin-1-carbonsäure-(R)-2-(4-amino-3-chlor-5-trifluor-methyl-  
 10 phenyl)-1-carboxy-ethylester und 25 mg (0.14 mmol) 1-Methyl-[4,4']bipiperidiny-1-yl das  
 Produkt erhalten.

Ausbeute: 73 mg (71% der Theorie)

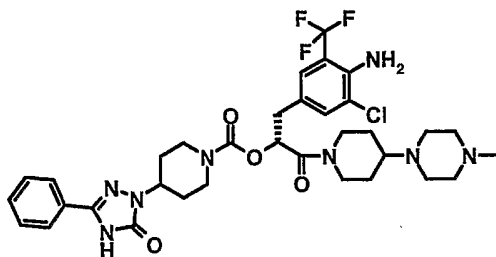
ESI-MS:  $(M+H)^+ = 742/744$  (Cl)

15 Retentionszeit (HPLC): 4.9 min (Methode A)



Beispiel 5

4-(5-Oxo-3-phenyl-4,5-dihydro-[1,2,4]triazol-1-yl)-piperidin-1-carbonsäure-(*R*)-1-(4-amino-3-chlor-5-trifluormethyl-benzyl)-2-[4-(4-methyl-piperazin-1-yl)-piperidin-1-yl]-2-oxo-ethylester



(5a) 4-(5-Oxo-3-phenyl-4,5-dihydro-[1,2,4]triazol-1-yl)-piperidin-1-carbonsäure-(*R*)-2-(4-amino-3-chlor-5-trifluormethyl-phenyl)-1-ethoxycarbonyl-ethylester

Analog Beispiel (1a) wurden aus 2.0 g (6.42 mmol) (*R*)-3-(4-Amino-3-chlor-5-trifluormethyl-phenyl)-2-hydroxy-propionsäureethylester und 2.41 g (65%, 6.42 mmol) 5-Phenyl-2-piperidin-4-yl-2,4-dihydro-1,2,4-triazol-3-on das Produkt erhalten werden.

Ausbeute: 1.0 g (27% der Theorie)

ESI-MS:  $(M+H)^+ = 582/584$  (Cl)

Retentionszeit (HPLC): 8.9 min (Methode A)

(5b) 4-(5-Oxo-3-phenyl-4,5-dihydro-[1,2,4]triazol-1-yl)-piperidin-1-carbonsäure-(*R*)-2-(4-amino-3-chlor-5-trifluormethyl-phenyl)-1-carboxy-ethylester

Analog Beispiel (1b) wurden aus 1.0 g (1.72 mmol) 4-(5-Oxo-3-phenyl-4,5-dihydro-[1,2,4]triazol-1-yl)-piperidin-1-carbonsäure-(*R*)-2-(4-amino-3-chlor-5-trifluormethyl-phenyl)-1-ethoxycarbonyl-ethylester und 64 mg (2.60 mmol) LiOH das Produkt erhalten werden.

Ausbeute: 0.91 g (96% der Theorie)

ESI-MS:  $(M+H)^+ = 554/556$  (Cl)

Retentionszeit (HPLC): 7.5 min (Methode A)

(5c) 4-(5-Oxo-3-phenyl-4,5-dihydro-[1,2,4]triazol-1-yl)-piperidin-1-carbonsäure-(*R*)-1-(4-amino-3-chlor-5-trifluormethyl-benzyl)-2-[4-(4-methyl-piperazin-1-yl)-piperidin-1-yl]-2-oxo-ethylester

Analog Beispiel (1c) wurden aus 77 mg (0.14 mmol) 4-(5-Oxo-3-phenyl-4,5-dihydro-[1,2,4]triazol-1-yl)-piperidin-1-carbonsäure-(*R*)-2-(4-amino-3-chlor-5-trifluormethyl-phenyl)-1-carboxy-ethylester und 25 mg (0.14 mmol) 1-Methyl-4-piperidin-4-yl-piperazin das Produkt erhalten.

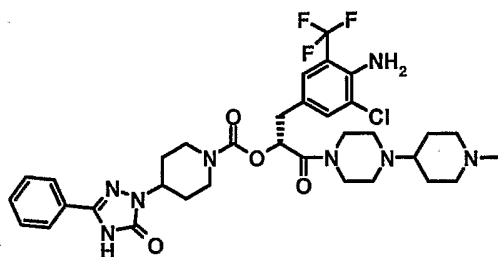
Ausbeute: 84 mg (84% der Theorie)

ESI-MS:  $(M+H)^+ = 719/721$  (Cl)

0 Retentionszeit (HPLC): 5.4 min (Methode A)

### Beispiel 6

5 4-(5-Oxo-3-phenyl-4,5-dihydro-[1,2,4]triazol-1-yl)-piperidin-1-carbonsäure (*R*)-1-(4-amino-3-chlor-5-trifluormethyl-benzyl)-2-[4-(1-methyl-piperidin-4-yl)-piperazin-1-yl]-2-oxo-ethylester



10 Analog Beispiel (1c) wurden aus 77 mg (0.14 mmol) 4-(5-Oxo-3-phenyl-4,5-dihydro-[1,2,4]triazol-1-yl)-piperidin-1-carbonsäure-(*R*)-2-(4-amino-3-chlor-5-trifluormethyl-phenyl)-1-carboxy-ethylester und 26 mg (0.14 mmol) 1-(1-Methyl-piperidin-4-yl)-piperazin das Produkt erhalten.

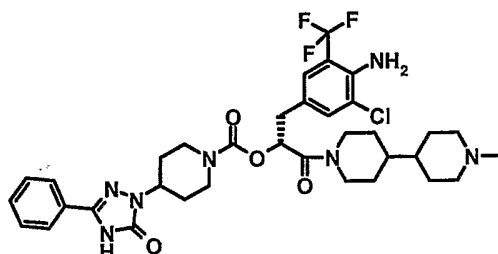
Ausbeute: 84 mg (84% der Theorie)

15 ESI-MS:  $(M+H)^+ = 719/721$  (Cl)

Retentionszeit (HPLC): 5.0 min (Methode A)

### Beispiel 7

4-(5-Oxo-3-phenyl-4,5-dihydro-[1,2,4]triazol-1-yl)-piperidin-1-carbonsäure-(R)-1-(4-amino-3-chlor-5-trifluormethyl-benzyl)-2-(1'-methyl-[4,4']bipiperidinyl-1-yl)-2-oxo-ethyl ester



5

Analog Beispiel (1c) wurden aus 77 mg (0.14 mmol) 4-(5-Oxo-3-phenyl-4,5-dihydro-[1,2,4]triazol-1-yl)-piperidin-1-carbonsäure-(R)-2-(4-amino-3-chlor-5-trifluormethyl-phenyl)-1-carboxy-ethylester und 25 mg (0.14 mmol) 1-Methyl-[4,4']bipiperidinyl das Produkt erhalten.

0

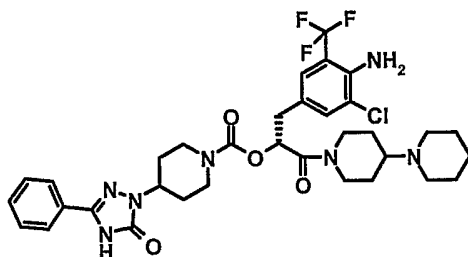
Ausbeute: 76 mg (76% der Theorie)

ESI-MS:  $(M+H)^+ = 718/720$  (Cl)

Retentionszeit (HPLC): 6.0 min (Methode A)

### 5 Beispiel 8

4-(5-Oxo-3-phenyl-4,5-dihydro-[1,2,4]triazol-1-yl)-piperidin-1-carbonsäure-(R)-1-(4-amino-3-chlor-5-trifluormethyl-benzyl)-2-[1,4']bipiperidinyl-1'-yl-2-oxo-ethylester



10

Analog Beispiel (1c) wurden aus 77 mg (0.14 mmol) 4-(5-Oxo-3-phenyl-4,5-dihydro-[1,2,4]triazol-1-yl)-piperidin-1-carbonsäure-(R)-2-(4-amino-3-chlor-5-trifluormethyl-phenyl)-1-carboxy-ethylester und 24 mg (0.14 mmol) [1,4']Bipiperidinyl das Produkt erhalten.

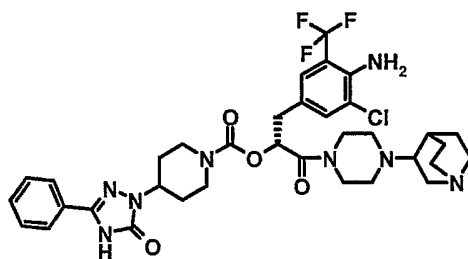
25

Ausbeute: 71 mg (73% der Theorie)  
 ESI-MS:  $(M+H)^+ = 704/706$  (Cl)  
 Retentionszeit (HPLC): 6.0 min (Methode A)

### 5 Beispiel 9

4-(5-Oxo-3-phenyl-4,5-dihydro-[1,2,4]triazol-1-yl)-piperidin-1-carbonsäure-(R)-1-(4-amino-3-chlor-5-trifluormethyl-benzyl)-2-[4-(1-aza-bicyclo[2.2.2]oct-3-yl)-piperazin-1-yl]-2-oxo-ethylester

0



Analog Beispiel (1c) wurden aus 77 mg (0.14 mmol) 4-(5-Oxo-3-phenyl-4,5-dihydro-[1,2,4]triazol-1-yl)-piperidin-1-carbonsäure-(R)-2-(4-amino-3-chlor-5-trifluormethyl-phenyl)-1-carboxy-ethylester und 27 mg (0.14 mmol) 3-Piperazin-1-yl-1-aza-bicyclo-[2.2.2]octan das Produkt erhalten.

Ausbeute: 13 mg (13% der Theorie)  
 ESI-MS:  $(M+H)^+ = 731/733$  (Cl)  
 Retentionszeit (HPLC): 5.6 min (Methode A)

0

Die nachfolgenden Beispiele beschreiben die Herstellung pharmazeutischer Anwendungsformen, die als Wirkstoff eine beliebige Verbindung der allgemeinen Formel (I) enthalten:

### 5 Beispiel 1:

Kapseln zur Pulverinhalation mit 1 mg Wirkstoff

Zusammensetzung:

1 Kapsel zur Pulverinhalation enthält:

Wirkstoff	1.0 mg
Milchzucker	20.0 mg
Hartgelatinekapseln	<u>50.0 mg</u>
5	71.0 mg

Herstellungsverfahren:

Der Wirkstoff wird auf die für Inhalativa erforderliche Korngröße gemahlen. Der gemahlene Wirkstoff wird mit dem Milchzucker homogen gemischt. Die Mischung  
0 wird in Hartgelatinekapseln abgefüllt.

Beispiel II:

Inhalationslösung für Respimat<sup>®</sup> mit 1 mg Wirkstoff

5

Zusammensetzung:

1 Hub enthält:

Wirkstoff	1.0	mg
Benzalkoniumchlorid	0.002	mg
10 Dinatriumedetat	0.0075	mg
Wasser gereinigt ad	15.0	µl

Herstellungsverfahren:

15 Der Wirkstoff und Benzalkoniumchlorid werden in Wasser gelöst und in Respimat<sup>®</sup>-Kartuschen abgefüllt.

Beispiel III:

30 Inhalationslösung für Vernebler mit 1 mg Wirkstoff

Zusammensetzung:

1 Fläschchen enthält:

Wirkstoff	0.1	g
Natriumchlorid	0.18	g
Benzalkoniumchlorid	0.002	g
Wasser gereinigt ad	20.0	ml

5

Herstellungsverfahren:

Wirkstoff, Natriumchlorid und Benzalkoniumchlorid werden in Wasser gelöst.

Beispiel IV:

10

Treibgas-Dosieraerosol mit 1 mg Wirkstoff

## Zusammensetzung:

1 Hub enthält:

5	Wirkstoff	1.0	mg
	Lecithin	0.1	%
	Treibgas ad	50.0	µl

Herstellungsverfahren:

20 Der mikronisierte Wirkstoff wird in dem Gemisch aus Lecithin und Treibgas homogen suspendiert. Die Suspension wird in einen Druckbehälter mit Dosierventil abgefüllt.

Beispiel V:

25 Nasalspray mit 1 mg Wirkstoff

## Zusammensetzung:

	Wirkstoff	1.0	mg
	Natriumchlorid	0.9	mg
30	Benzalkoniumchlorid	0.025	mg
	Dinatriumedetat	0.05	mg
	Wasser gereinigt ad	0.1	ml

Herstellungsverfahren:

Der Wirkstoff und die Hilfsstoffe werden in Wasser gelöst und in ein entsprechendes Behältnis abgefüllt.

5 Beispiel VI:

Injektionslösung mit 5 mg Wirksubstanz pro 5 ml

## Zusammensetzung:

0	Wirksubstanz	5 mg
	Glucose	250 mg
	Human-Serum-Albumin	10 mg
	Glykofurol	250 mg
	Wasser für Injektionszwecke ad	5 ml

5

Herstellung:

Glykofurol und Glucose in Wasser für Injektionszwecke auflösen (Wfl); Human-Serum-Albumin zugeben; Wirkstoff unter Erwärmen auflösen; mit Wfl auf Ansatzvolumen auffüllen; unter Stickstoff-Begasung in Ampullen abfüllen.

10

Beispiel VII:

Injektionslösung mit 100 mg Wirksubstanz pro 20 ml

## 15 Zusammensetzung:

	Wirksubstanz	100 mg
	Monokaliumdihydrogen- phosphat = $\text{KH}_2\text{PO}_4$	12 mg
	Dinatriumhydrogen phosphat = $\text{Na}_2\text{HPO}_4 \cdot 2\text{H}_2\text{O}$	2 mg
10	Natriumchlorid	180 mg
	Human-Serum-Albumin	50 mg
	Polysorbat 80	20 mg

Wasser für Injektionszwecke ad 20 ml

Herstellung:

Polysorbat 80, Natriumchlorid, Monokaliumdihydrogenphosphat und Dinatriumhydrogenphosphat in Wasser für Injektionszwecke (Wfl) auflösen; Human-Serum-Albumin zugeben; Wirkstoff unter Erwärmen auflösen; mit Wfl auf Ansatzvolumen auffüllen; in Ampullen abfüllen.

Beispiel VIII:

Lyophilisat mit 10 mg Wirksubstanz

Zusammensetzung:

Wirksubstanz	10 mg
Mannit	300 mg
Human-Serum-Albumin	20 mg

Herstellung:

Mannit in Wasser für Injektionszwecke (Wfl) auflösen; Human-Serum-Albumin zugeben; Wirkstoff unter Erwärmen auflösen; mit Wfl auf Ansatzvolumen auffüllen; in Vials abfüllen; gefriertrocknen.

Lösungsmittel für Lyophilisat:

Polysorbat 80 = Tween 80	20 mg
Mannit	200 mg

Wasser für Injektionszwecke ad 10 ml

Herstellung:

Polysorbat 80 und Mannit in Wasser für Injektionszwecke (Wfl) auflösen; in Ampullen abfüllen.

Beispiel IX:



## Tabletten mit 20 mg Wirksubstanz

## Zusammensetzung:

	Wirksubstanz	20 mg
5	Lactose	120 mg
	Maisstärke	40 mg
	Magnesiumstearat	2 mg
	Povidon K 25	18 mg

3 Herstellung:

Wirksubstanz, Lactose und Maisstärke homogen mischen; mit einer wässrigen Lösung von Povidon granulieren; mit Magnesiumstearat mischen; auf einer Tablettenpresse abpressen; Tablettengewicht 200 mg.

5 Beispiel X:

## Kapseln mit 20 mg Wirksubstanz

## Zusammensetzung:

0	Wirksubstanz	20 mg
	Maisstärke	80 mg
	Kieselsäure. hochdispers	5 mg
	Magnesiumstearat	2.5 mg

5 Herstellung:

Wirksubstanz, Maisstärke und Kieselsäure homogen mischen; mit Magnesiumstearat mischen; Mischung auf einer Kapselfüllmaschine in Hartgelatine-Kapseln Grösse 3 abfüllen.

10 Beispiel XI:

## Zäpfchen mit 50 mg Wirksubstanz

Zusammensetzung:

Wirksubstanz 50 mg  
Hartfett (Adeps solidus) q.s. ad 1700 mg

5 Herstellung:

Hartfett bei ca. 38°C aufschmelzen; gemahlene Wirksubstanz im geschmolzenen Hartfett homogen dispergieren; nach Abkühlen auf ca. 35°C in vorgekühlte Formen ausgießen.

0 Beispiel XII:

Injektionslösung mit 10 mg Wirksubstanz pro 1 ml

Zusammensetzung:

15 Wirksubstanz 10 mg  
Mannitol 50 mg  
Human-Serum-Albumin 10 mg  
Wasser für Injektionszwecke ad 1 ml

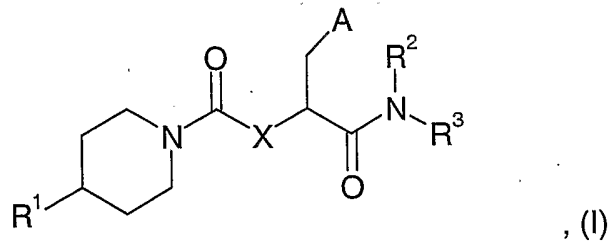
20 Herstellung:

Mannitol in Wasser für Injektionszwecke auflösen (Wfl); Human-Serum-Albumin zugeben; Wirkstoff unter Erwärmen auflösen; mit Wfl auf Ansatzvolumen auffüllen; unter Stickstoff-Begasung in Ampullen abfüllen.

**Patentansprüche**

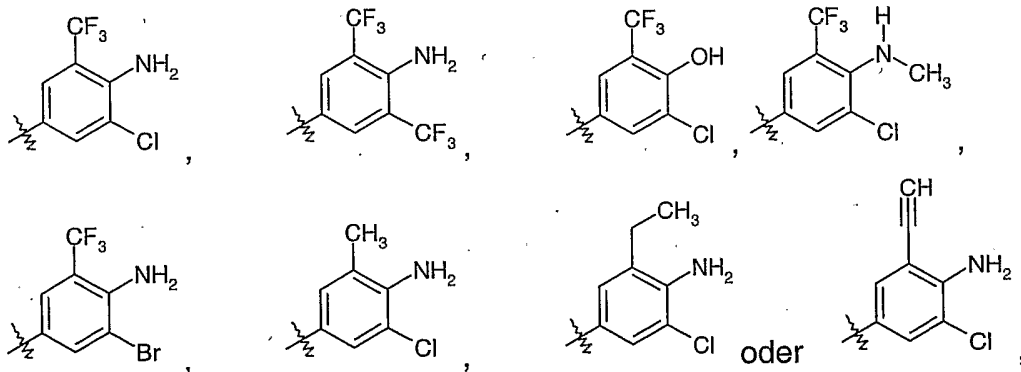
1. CGRP-Antagonisten der allgemeinen Formel

5



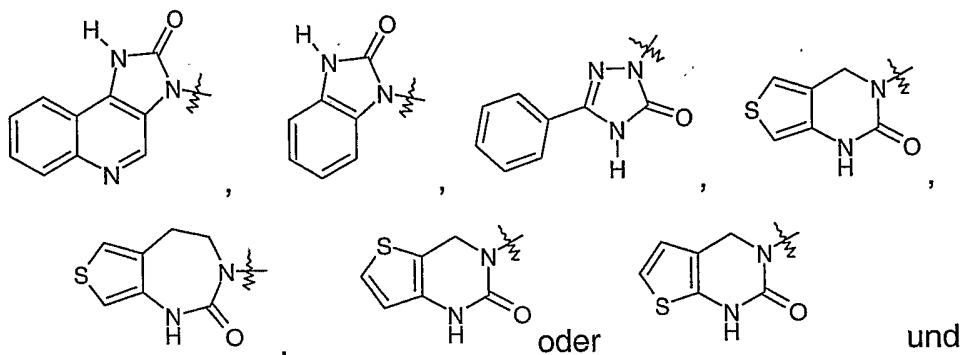
in der

0 A einen Rest der Formel



15 X ein Sauerstoffatom, eine Methyl- oder NH-Gruppe,

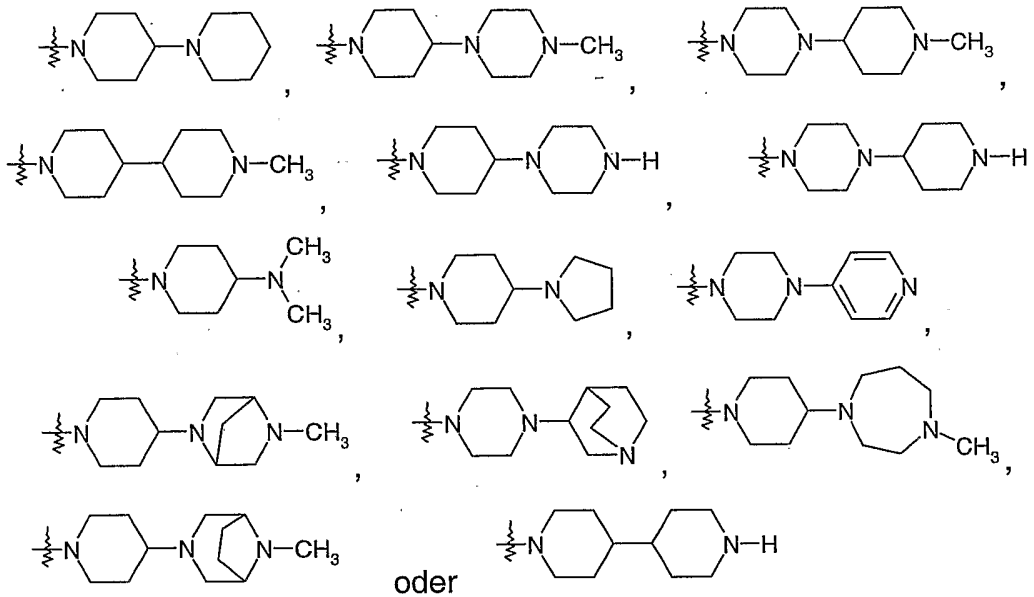
R<sup>1</sup> einen Rest der Formel



20

-NR<sup>2</sup>R<sup>3</sup> einen Rest der Formel

5



10 bedeutet,

deren Tautomere, deren Diastereomere, deren Enantiomere, deren Hydrate, deren Gemische und deren Salze sowie die Hydrate der Salze.

15 2. Die Verbindungen der allgemeinen Formel (I) gemäß Anspruch 1, die in der Tabelle der Beschreibung mit (1) bis (2353) fortlaufend nummeriert sind,

deren Tautomere, deren Diastereomere, deren Enantiomere, deren Hydrate, deren Gemische und deren Salze sowie die Hydrate der Salze.

20

3. Folgende Verbindungen der allgemeinen Formel (I) gemäß Anspruch 1:

(1) 4-(2-Oxo-1,2-dihydro-imidazo[4,5-c]chinolin-3-yl)-piperidin-1-carbonsäure-(*R*)-1-(4-amino-3-chlor-5-trifluormethyl-benzyl)-2-[1,4']bipiperidiny-1'-yl-2-oxo-ethylester,

25

- (2) 4-(2-Oxo-1,2-dihydro-imidazo[4,5-*c*]chinolin-3-yl)-piperidin-1-carbonsäure-(*R*)-1-(4-amino-3-chlor-5-trifluormethyl-benzyl)-2-[4-(4-methyl-piperazin-1-yl)-piperidin-1-yl]-2-oxo-ethylester,
- 5 (3) 4-(2-Oxo-1,2-dihydro-imidazo[4,5-*c*]chinolin-3-yl)-piperidin-1-carbonsäure-(*R*)-1-(4-amino-3-chlor-5-trifluormethyl-benzyl)-2-[4-(1-methyl-piperidin-4-yl)-piperazin-1-yl]-2-oxo-ethylester,
- (4) 4-(2-Oxo-1,2-dihydro-imidazo[4,5-*c*]chinolin-3-yl)-piperidin-1-carbonsäure-(*R*)-10 1-(4-amino-3-chlor-5-trifluormethyl-benzyl)-2-(1'-methyl-[4,4']bipiperidiny-1-yl)-2-oxo-ethylester,
- (5) 4-(5-Oxo-3-phenyl-4,5-dihydro-[1,2,4]triazol-1-yl)-piperidin-1-carbonsäure-(*R*)-1-(4-amino-3-chlor-5-trifluormethyl-benzyl)-2-[4-(4-methyl-piperazin-1-yl)-15 piperidin-1-yl]-2-oxo-ethylester,
- (6) 4-(5-Oxo-3-phenyl-4,5-dihydro-[1,2,4]triazol-1-yl)-piperidin-1-carbonsäure (*R*)-1-(4-amino-3-chlor-5-trifluormethyl-benzyl)-2-[4-(1-methyl-piperidin-4-yl)-piperazin-1-yl]-2-oxo-ethylester,
- 20 (7) 4-(5-Oxo-3-phenyl-4,5-dihydro-[1,2,4]triazol-1-yl)-piperidin-1-carbonsäure-(*R*)-1-(4-amino-3-chlor-5-trifluormethyl-benzyl)-2-(1'-methyl-[4,4']bipiperidiny-1-yl)-2-oxo-ethylester,
- 25 (8) 4-(5-Oxo-3-phenyl-4,5-dihydro-[1,2,4]triazol-1-yl)-piperidin-1-carbonsäure-(*R*)-1-(4-amino-3-chlor-5-trifluormethyl-benzyl)-2-[1,4']bipiperidiny-1'-yl-2-oxo-ethylester,
- (9) 4-(5-Oxo-3-phenyl-4,5-dihydro-[1,2,4]triazol-1-yl)-piperidin-1-carbonsäure-(*R*)-30 1-(4-amino-3-chlor-5-trifluormethyl-benzyl)-2-[4-(1-aza-bicyclo[2.2.2]oct-3-yl)-piperazin-1-yl]-2-oxo-ethylester,

deren Tautomere, deren Diastereomere, deren Enantiomere, deren Hydrate, deren Gemische und deren Salze sowie die Hydrate der Salze.

4. Physiologisch verträgliche Salze der Verbindungen gemäß einem der Ansprüche 1 bis 3 mit anorganischen oder organischen Säuren.

5. Arzneimittel, enthaltend eine Verbindung gemäß einem der Ansprüche 1 bis 3 oder ein physiologisch verträgliches Salz gemäß Anspruch 4 neben gegebenenfalls einem oder mehreren inerten Trägerstoffen und/oder Verdünnungsmitteln.

10

6. Verwendung einer Verbindung nach mindestens einem der Ansprüche 1 bis 4 zur Herstellung eines Arzneimittels zur akuten und prophylaktischen Behandlung von Kopfschmerzen, insbesondere Migräne- bzw. Cluster-Kopfschmerz.

15

7. Verwendung einer Verbindung nach mindestens einem der Ansprüche 1 bis 4 zur Herstellung eines Arzneimittels zur Bekämpfung von nicht-insulinabhängigem Diabetes-mellitus (NIDDM).

20

8. Verwendung einer Verbindung nach mindestens einem der Ansprüche 1 bis 4 zur Herstellung eines Arzneimittels zur Behandlung von CRPS1 (complex regional pain syndrome), von kardiovaskulären Erkrankungen, von Morphintoleranz, von Clostridiumtoxin-bedingten Durchfallerkrankungen, von Erkrankungen der Haut, insbesondere von thermischen und strahlungsbedingten Schäden inklusive Sonnenbrand, von entzündlichen Erkrankungen wie insbesondere entzündlicher Gelenkerkrankungen wie Arthritis, von neurogenen Entzündungen der oralen Mucosa, von entzündlichen Lungenerkrankungen, von allergischer Rhinitis, von Asthma, von Erkrankungen, die mit einer überschießenden Gefäßerweiterung und dadurch bedingter verringerter Gefäßdurchblutung, wie insbesondere Schock oder Sepsis, einhergeht, zur Linderung von Schmerzzuständen im allgemeinen oder zu präventiven oder akut therapeutischen Beeinflussung der durch Gefäßerweiterung und erhöhten Blutfluss verursachten Symptomatik von Hitzewallungen menopausaler, östrogendefizienter Frauen sowie hormonbehandelter Prostatakarzinompatienten.

30

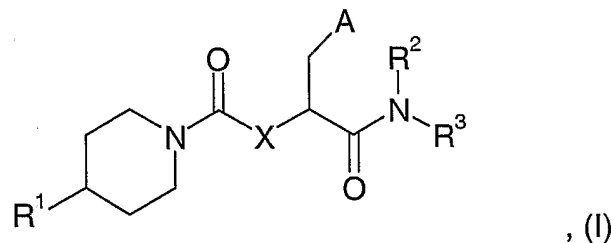
9. Verfahren zur Herstellung eines Arzneimittels gemäß Anspruch 5, dadurch gekennzeichnet, dass auf nichtchemischem Weg eine Verbindung nach mindestens einem der Ansprüche 1 bis 4 in einen oder mehrere inerte Trägerstoffe und/oder Verdünnungsmittel eingearbeitet wird.

5

10. Verfahren zur Herstellung der Verbindungen der allgemeinen Formel (I) nach mindestens einem der Ansprüche 1 bis 4, dadurch gekennzeichnet, dass

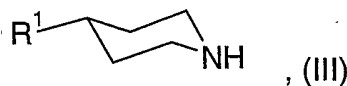
(a) zur Herstellung von Verbindungen der allgemeinen Formel

10



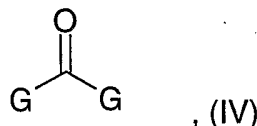
in der X das Sauerstoffatom oder die NH-Gruppe bedeutet und A und R<sup>1</sup> bis R<sup>3</sup> wie in Anspruch 1 definiert sind, ein Piperidin der allgemeinen Formel

15



in der R<sup>1</sup> in Anspruch 1 definiert ist,

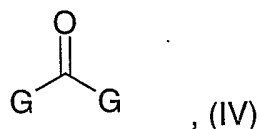
20 (i) mit einem Kohlensäurederivat der allgemeinen Formel



in der G eine nucleofuge Gruppe, die gleich oder verschieden sein kann, bedeutet, mit der Maßgabe, dass X die NH-Gruppe darstellt, oder

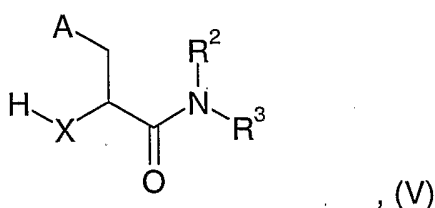
25

(ii) mit einem Kohlensäurederivat der allgemeinen Formel



in der G eine nucleofuge Gruppe, die gleich oder verschieden sein kann,  
 5 bedeutet, mit der Maßgabe, dass X das Sauerstoffatom bedeutet,

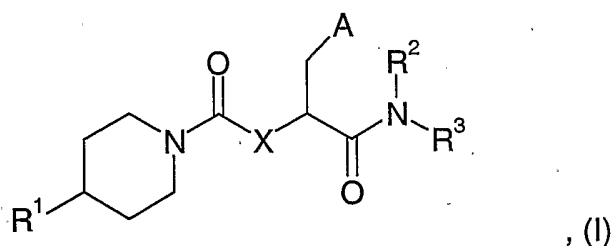
und mit einer Verbindung der allgemeinen Formel



10

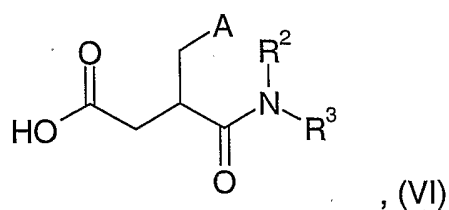
in der X das Sauerstoffatom oder eine -NH-Gruppe bedeutet und A, R<sup>2</sup> und R<sup>3</sup> wie in  
 Anspruch 1 definiert sind, mit der Maßgabe, dass R<sup>2</sup> und R<sup>3</sup> keine weitere freie  
 primäre oder sekundäre aliphatische Aminofunktion enthalten, umgesetzt wird; oder

15 (b) zur Herstellung von Verbindungen der allgemeinen Formel



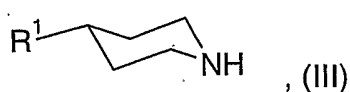
in der X die Methylengruppe bedeutet und A und R<sup>1</sup> bis R<sup>3</sup> wie in Anspruch 1  
 20 definiert sind, mit der Maßgabe, dass keine weitere freie primäre oder sekundäre  
 aliphatische Aminofunktion enthalten, eine Carbonsäure der allgemeinen Formel





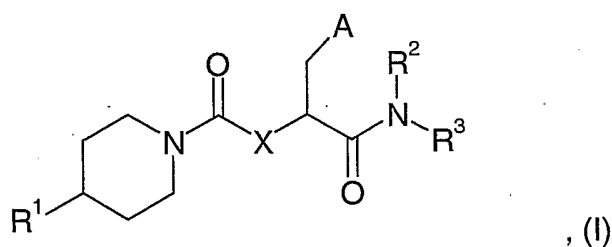
in der A, R<sup>2</sup> und R<sup>3</sup> wie in Anspruch 1 definiert sind, mit einem Piperidin der allgemeinen Formel

5

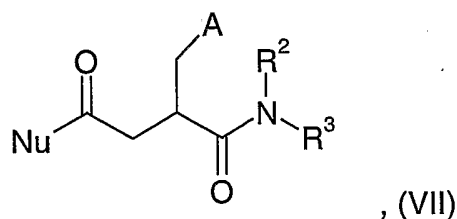


in der R<sup>1</sup> wie in Anspruch 1 definiert ist, gekuppelt wird; oder

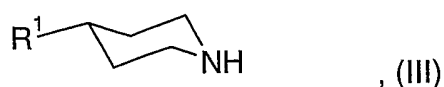
10 (c) zur Herstellung von Verbindungen der allgemeinen Formel



15 in der X die Methylengruppe bedeutet und A, R<sup>2</sup> und R<sup>3</sup> wie in Anspruch 1 definiert sind, mit der Maßgabe, dass diese Gruppen kein freies primäres oder sekundäres Amin enthalten, eine Verbindung der allgemeinen Formel



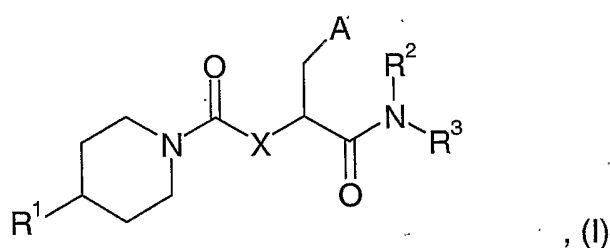
20 in der A, R<sup>2</sup> und R<sup>3</sup> wie in Anspruch 1 definiert sind, mit der Maßgabe, dass R<sup>2</sup> und R<sup>3</sup> kein freies primäres oder sekundäres Amin enthalten, und Nu eine Austrittsgruppe bedeutet, mit einem Piperidin der allgemeinen Formel



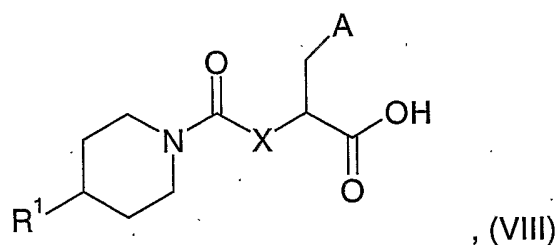
in der R<sup>1</sup> in Anspruch 1 definiert ist, gekuppelt wird; oder

5

(d) zur Herstellung von Verbindungen der allgemeinen Formel

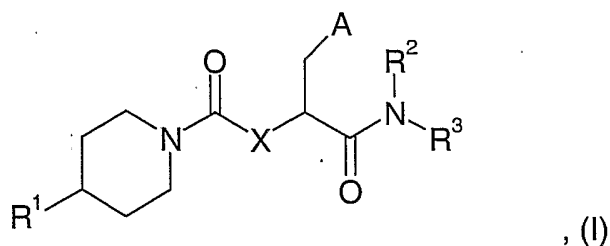


0 in der A, X und R<sup>1</sup> bis R<sup>3</sup> wie in Anspruch 1 definiert sind, eine Carbonsäure der allgemeinen Formel

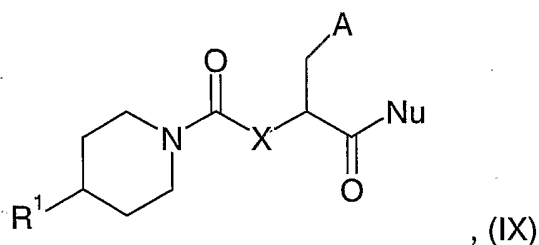


15 in der A, X und R<sup>1</sup> wie in Anspruch 1 definiert sind, mit einem Amin der allgemeinen Formel HNR<sup>2</sup>R<sup>3</sup>, in der R<sup>2</sup> und R<sup>3</sup> wie in Anspruch 1 definiert sind, mit der Maßgabe, dass sie keine weitere freie primäre oder sekundäre aliphatische Aminofunktion enthalten, gekuppelt wird; oder

20 (e) zur Herstellung von Verbindungen der allgemeinen Formel



in der A, X und R<sup>1</sup> bis R<sup>3</sup> wie in Anspruch 1 definiert sind, mit der Maßgabe, dass kein freies primäres oder sekundäres Amin enthalten ist, eine Verbindung der  
5 allgemeinen Formel



in der A, X und R<sup>1</sup> wie in Anspruch 1 definiert sind und Nu eine Austrittsgruppe  
10 bedeutet, mit einem Amin der allgemeinen Formel HNR<sup>2</sup>R<sup>3</sup>, in der R<sup>2</sup> und R<sup>3</sup> wie in Anspruch 1 definiert sind, mit der Maßgabe, dass keine freie Carbonsäure- und/oder keine weitere freie primäre oder sekundäre aliphatische Aminofunktion enthalten ist, gekuppelt wird, und

15 erforderlichenfalls ein bei den vorstehend beschriebenen Umsetzungen verwendeter Schutzrest wieder abgespalten wird und/oder

gegebenenfalls verwendete Präcurserfunktionen in einer so erhaltenen Verbindung  
abgewandelt werden und/oder

20

gewünschtenfalls eine so erhaltene Verbindung der allgemeinen Formel (I) in ihre Stereoisomere aufgetrennt wird und/oder

eine so erhaltene Verbindung der allgemeinen Formel (I) in ihre Salze, insbesondere  
25 für die pharmazeutische Anwendung in ihre physiologisch verträglichen Salze übergeführt wird.

# INTERNATIONAL SEARCH REPORT

International Application No  
PCT/EP2005/003759

**A. CLASSIFICATION OF SUBJECT MATTER**  
 IPC 7 C07D471/04 C07D235/26 C07D249/12 C07D495/04 C07D401/14  
 C07D487/08 C07D471/08 C07D451/04 C07D519/00 A61K31/437  
 A61K31/4184 A61K31/4196 A61K31/519 A61K31/551 A61P25/06

According to International Patent Classification (IPC) or to both national classification and IPC

**B. FIELDS SEARCHED**  
 Minimum documentation searched (classification system followed by classification symbols)  
 IPC 7 C07D A61K A61P

Documentation searched other than minimum documentation to the extent that such documents are included in the fields searched

Electronic data base consulted during the international search (name of data base and, where practical, search terms used)  
 EPO-Internal, WPI Data, PAJ, BIOSIS, INSPEC, CHEM ABS Data

**C. DOCUMENTS CONSIDERED TO BE RELEVANT**

Category °	Citation of document, with indication, where appropriate, of the relevant passages	Relevant to claim No.
A	MALLEE J J ET AL: "Receptor Activity-modifying Protein 1 Determines the Species Selectivity of Non-peptide CGRP Receptor Antagonists" JOURNAL OF BIOLOGICAL CHEMISTRY, AMERICAN SOCIETY OF BIOLOGICAL CHEMISTS, BALTIMORE, MD, US, vol. 277, no. 16, 19 April 2002 (2002-04-19), pages 14294-14298, XP002271313 ISSN: 0021-9258 the whole document	1-10
Y	US 6 344 449 B1 (RUDOLF KLAUS ET AL) 5 February 2002 (2002-02-05) the whole document	1-10
	----- -/-- -----	

Further documents are listed in the continuation of box C.       Patent family members are listed in annex.

° Special categories of cited documents :

"A" document defining the general state of the art which is not considered to be of particular relevance "E" earlier document but published on or after the international filing date "L" document which may throw doubts on priority claim(s) or which is cited to establish the publication date of another citation or other special reason (as specified) "O" document referring to an oral disclosure, use, exhibition or other means "P" document published prior to the international filing date but later than the priority date claimed	"T" later document published after the international filing date or priority date and not in conflict with the application but cited to understand the principle or theory underlying the invention "X" document of particular relevance; the claimed invention cannot be considered novel or cannot be considered to involve an inventive step when the document is taken alone "Y" document of particular relevance; the claimed invention cannot be considered to involve an inventive step when the document is combined with one or more other such documents, such combination being obvious to a person skilled in the art. "&" document member of the same patent family
---	---

Date of the actual completion of the international search  <b>10 August 2005</b>	Date of mailing of the international search report  <b>19/08/2005</b>
--	---

Name and mailing address of the ISA European Patent Office, P.B. 5818 Patentlaan 2 NL - 2280 HV Rijswijk Tel. (+31-70) 340-2040, Tx. 31 651 epo nl, Fax: (+31-70) 340-3016	Authorized officer  <b>Papathoma, S</b>
--	---

## INTERNATIONAL SEARCH REPORT

International Application No  
PCT/EP2005/003759

## C.(Continuation) DOCUMENTS CONSIDERED TO BE RELEVANT

Category *	Citation of document, with indication, where appropriate, of the relevant passages	Relevant to claim No.
Y	WO 03/076432 A (BOEHRINGER INGELHEIM PHARMA GMBH & CO. KG; HURNAUS, RUDOLF; RUDOLF, KL) 18 September 2003 (2003-09-18) abstract; claims 1-17; examples 53-76 -----	1-10
Y	DE 102 27 294 A1 (BOEHRINGER INGELHEIM PHARMA GMBH & CO. KG) 8 January 2004 (2004-01-08) the whole document -----	1-10
P,X	DE 102 50 080 A1 (BOEHRINGER INGELHEIM PHARMA GMBH & CO. KG) 13 May 2004 (2004-05-13) abstract; claims 1-16; examples 17,19,21,22,24-27 -----	1-10

## INTERNATIONAL SEARCH REPORT

Information on patent family members

International Application No

PCT/EP2005/003759

Patent document cited in search report	Publication date	Patent family member(s)	Publication date
US 6344449	B1	05-02-2002	DE 19636623 A1 12-03-1998
			DE 19720011 A1 19-11-1998
			AT 266673 T 15-05-2004
			AU 721035 B2 22-06-2000
			AU 4119697 A 02-04-1998
			BG 64214 B1 31-05-2004
			BG 103250 A 31-05-2000
			BR 9712023 A 31-08-1999
			CA 2262818 A1 19-03-1998
			CN 1230196 A ,C 29-09-1999
			CZ 9900823 A3 16-06-1999
			DE 59711622 D1 17-06-2004
			DK 927192 T3 13-09-2004
			EA 4037 B1 25-12-2003
			EE 9900115 A 15-10-1999
			WO 9811128 A1 19-03-1998
			EP 1440976 A1 28-07-2004
			EP 0927192 A1 07-07-1999
			ES 2221691 T3 01-01-2005
			HK 1021192 A1 30-04-2004
			HR 970481 A1 31-08-1998
			ID 21045 A 08-04-1999
			JP 3483893 B2 06-01-2004
			JP 2000505100 T 25-04-2000
			JP 2003300959 A 21-10-2003
			NO 991130 A 05-05-1999
			NZ 334543 A 23-06-2000
			PL 331989 A1 16-08-1999
			PT 927192 T 30-09-2004
			SI 927192 T1 31-10-2004
			SK 29799 A3 13-03-2000
			TR 9900537 T2 21-07-1999
			TW 477792 B 01-03-2002
			TW 498076 B 11-08-2002
US 2001036946 A1 01-11-2001			
ZA 9708083 A 17-12-1999			
HU 9904501 A2 28-04-2000			
KR 2000044040 A 15-07-2000			
UA 68338 C2 15-08-2000			
US 2004214819 A1 28-10-2004			
WO 03076432	A	18-09-2003	DE 10211770 A1 02-10-2003
			AU 2003212323 A1 22-09-2003
			CA 2476031 A1 18-09-2003
			WO 03076432 A1 18-09-2003
			EP 1487821 A1 22-12-2004
			US 2003236282 A1 25-12-2003
DE 10227294	A1	08-01-2004	AU 2003246414 A1 06-01-2004
			CA 2487716 A1 31-12-2003
			WO 2004000289 A2 31-12-2003
			EP 1517674 A2 30-03-2005
			US 2004076587 A1 22-04-2004
DE 10250080	A1	13-05-2004	AU 2003276156 A1 13-05-2004
			CA 2503455 A1 06-05-2004
			WO 2004037810 A1 06-05-2004
			EP 1558600 A1 03-08-2005

**INTERNATIONALER RECHERCHENBERICHT**

Internationales Aktenzeichen  
PCT/EP2005/003759

<b>A. KLASSIFIZIERUNG DES ANMELDUNGSGEGENSTANDES</b> IPK 7 C07D471/04 C07D235/26 C07D249/12 C07D495/04 C07D401/14 C07D487/08 C07D471/08 C07D451/04 C07D519/00 A61K31/437 A61K31/4184 A61K31/4196 A61K31/519 A61K31/551 A61P25/06		
Nach der Internationalen Patentklassifikation (IPK) oder nach der nationalen Klassifikation und der IPK		
<b>B. RECHERCHIERTE GEBIETE</b> Recherchierter Mindestprüfstoff (Klassifikationssystem und Klassifikationssymbole) IPK 7 C07D A61K A61P		
Recherchierte aber nicht zum Mindestprüfstoff gehörende Veröffentlichungen, soweit diese unter die recherchierten Gebiete fallen		
Während der internationalen Recherche konsultierte elektronische Datenbank (Name der Datenbank und evtl. verwendete Suchbegriffe) EPO-Internal, WPI Data, PAJ, BIOSIS, INSPEC, CHEM ABS Data		
<b>C. ALS WESENTLICH ANGESEHENE UNTERLAGEN</b>		
Kategorie°	Bezeichnung der Veröffentlichung, soweit erforderlich unter Angabe der in Betracht kommenden Teile	Betr. Anspruch Nr.
A	MALLEE J J ET AL: "Receptor Activity-modifying Protein 1 Determines the Species Selectivity of Non-peptide CGRP Receptor Antagonists" JOURNAL OF BIOLOGICAL CHEMISTRY, AMERICAN SOCIETY OF BIOLOGICAL CHEMISTS, BALTIMORE, MD, US, Bd. 277, Nr. 16, 19. April 2002 (2002-04-19), Seiten 14294-14298, XP002271313 ISSN: 0021-9258 das ganze Dokument	1-10
Y	US 6 344 449 B1 (RUDOLF KLAUS ET AL) 5. Februar 2002 (2002-02-05) das ganze Dokument	1-10
	----- -/-- -----	
<input checked="" type="checkbox"/> Weitere Veröffentlichungen sind der Fortsetzung von Feld C zu entnehmen		<input checked="" type="checkbox"/> Siehe Anhang Patentfamilie
° Besondere Kategorien von angegebenen Veröffentlichungen : "A" Veröffentlichung, die den allgemeinen Stand der Technik definiert, aber nicht als besonders bedeutsam anzusehen ist "E" älteres Dokument, das jedoch erst am oder nach dem internationalen Anmeldedatum veröffentlicht worden ist "L" Veröffentlichung, die geeignet ist, einen Prioritätsanspruch zweifelhaft erscheinen zu lassen, oder durch die das Veröffentlichungsdatum einer anderen im Recherchenbericht genannten Veröffentlichung belegt werden soll oder die aus einem anderen besonderen Grund angegeben ist (wie ausgeführt) "O" Veröffentlichung, die sich auf eine mündliche Offenbarung, eine Benutzung, eine Ausstellung oder andere Maßnahmen bezieht "P" Veröffentlichung, die vor dem internationalen Anmeldedatum, aber nach dem beanspruchten Prioritätsdatum veröffentlicht worden ist		"T" Spätere Veröffentlichung, die nach dem internationalen Anmeldedatum oder dem Prioritätsdatum veröffentlicht worden ist und mit der Anmeldung nicht kollidiert, sondern nur zum Verständnis des der Erfindung zugrundeliegenden Prinzips oder der ihr zugrundeliegenden Theorie angegeben ist "X" Veröffentlichung von besonderer Bedeutung; die beanspruchte Erfindung kann allein aufgrund dieser Veröffentlichung nicht als neu oder auf erfinderischer Tätigkeit beruhend betrachtet werden "Y" Veröffentlichung von besonderer Bedeutung; die beanspruchte Erfindung kann nicht als auf erfinderischer Tätigkeit beruhend betrachtet werden, wenn die Veröffentlichung mit einer oder mehreren anderen Veröffentlichungen dieser Kategorie in Verbindung gebracht wird und diese Verbindung für einen Fachmann naheliegend ist "&" Veröffentlichung, die Mitglied derselben Patentfamilie ist
Datum des Abschlusses der internationalen Recherche 10. August 2005		Absendedatum des internationalen Recherchenberichts 19/08/2005
Name und Postanschrift der Internationalen Recherchenbehörde Europäisches Patentamt, P.B. 5818 Patentlaan 2 NL - 2280 HV Rijswijk Tel. (+31-70) 340-2040, Tx. 31 651 epo nl, Fax: (+31-70) 340-3016		Bevollmächtigter Bediensteter Papathoma, S

## C.(Fortsetzung) ALS WESENTLICH ANGESEHENE UNTERLAGEN

Kategorie°	Bezeichnung der Veröffentlichung, soweit erforderlich unter Angabe der in Betracht kommenden Teile	Betr. Anspruch Nr.
Y	WO 03/076432 A (BOEHRINGER INGELHEIM PHARMA GMBH & CO. KG; HURNAUS, RUDOLF; RUDOLF, KL) 18. September 2003 (2003-09-18) Zusammenfassung; Ansprüche 1-17; Beispiele 53-76	1-10
Y	----- DE 102 27 294 A1 (BOEHRINGER INGELHEIM PHARMA GMBH & CO. KG) 8. Januar 2004 (2004-01-08) das ganze Dokument	1-10
P, X	----- DE 102 50 080 A1 (BOEHRINGER INGELHEIM PHARMA GMBH & CO. KG) 13. Mai 2004 (2004-05-13) Zusammenfassung; Ansprüche 1-16; Beispiele 17,19,21,22,24-27           -----	1-10



**INTERNATIONALE RECHERCHENBERICHT**

Angaben zu Veröffentlichungen, die zur selben Patentfamilie gehören

Internationales Aktenzeichen

PCT/EP2005/003759

Im Recherchenbericht angeführtes Patentdokument	Datum der Veröffentlichung	Mitglied(er) der Patentfamilie	Datum der Veröffentlichung
US 6344449	B1	05-02-2002	DE 19636623 A1 12-03-1998
			DE 19720011 A1 19-11-1998
			AT 266673 T 15-05-2004
			AU 721035 B2 22-06-2000
			AU 4119697 A 02-04-1998
			BG 64214 B1 31-05-2004
			BG 103250 A 31-05-2000
			BR 9712023 A 31-08-1999
			CA 2262818 A1 19-03-1998
			CN 1230196 A , C 29-09-1999
			CZ 9900823 A3 16-06-1999
			DE 59711622 D1 17-06-2004
			DK 927192 T3 13-09-2004
			EA 4037 B1 25-12-2003
			EE 9900115 A 15-10-1999
			WO 9811128 A1 19-03-1998
			EP 1440976 A1 28-07-2004
			EP 0927192 A1 07-07-1999
			ES 2221691 T3 01-01-2005
			HK 1021192 A1 30-04-2004
			HR 970481 A1 31-08-1998
			ID 21045 A 08-04-1999
			JP 3483893 B2 06-01-2004
			JP 2000505100 T 25-04-2000
			JP 2003300959 A 21-10-2003
			NO 991130 A 05-05-1999
			NZ 334543 A 23-06-2000
			PL 331989 A1 16-08-1999
			PT 927192 T 30-09-2004
			SI 927192 T1 31-10-2004
			SK 29799 A3 13-03-2000
			TR 9900537 T2 21-07-1999
			TW 477792 B 01-03-2002
			TW 498076 B 11-08-2002
US 2001036946 A1 01-11-2001			
ZA 9708083 A 17-12-1999			
HU 9904501 A2 28-04-2000			
KR 2000044040 A 15-07-2000			
UA 68338 C2 15-08-2000			
US 2004214819 A1 28-10-2004			
WO 03076432	A	18-09-2003	DE 10211770 A1 02-10-2003
			AU 2003212323 A1 22-09-2003
			CA 2476031 A1 18-09-2003
			WO 03076432 A1 18-09-2003
			EP 1487821 A1 22-12-2004
			US 2003236282 A1 25-12-2003
DE 10227294	A1	08-01-2004	AU 2003246414 A1 06-01-2004
			CA 2487716 A1 31-12-2003
			WO 2004000289 A2 31-12-2003
			EP 1517674 A2 30-03-2005
			US 2004076587 A1 22-04-2004
DE 10250080	A1	13-05-2004	AU 2003276156 A1 13-05-2004
			CA 2503455 A1 06-05-2004
			WO 2004037810 A1 06-05-2004
			EP 1558600 A1 03-08-2005