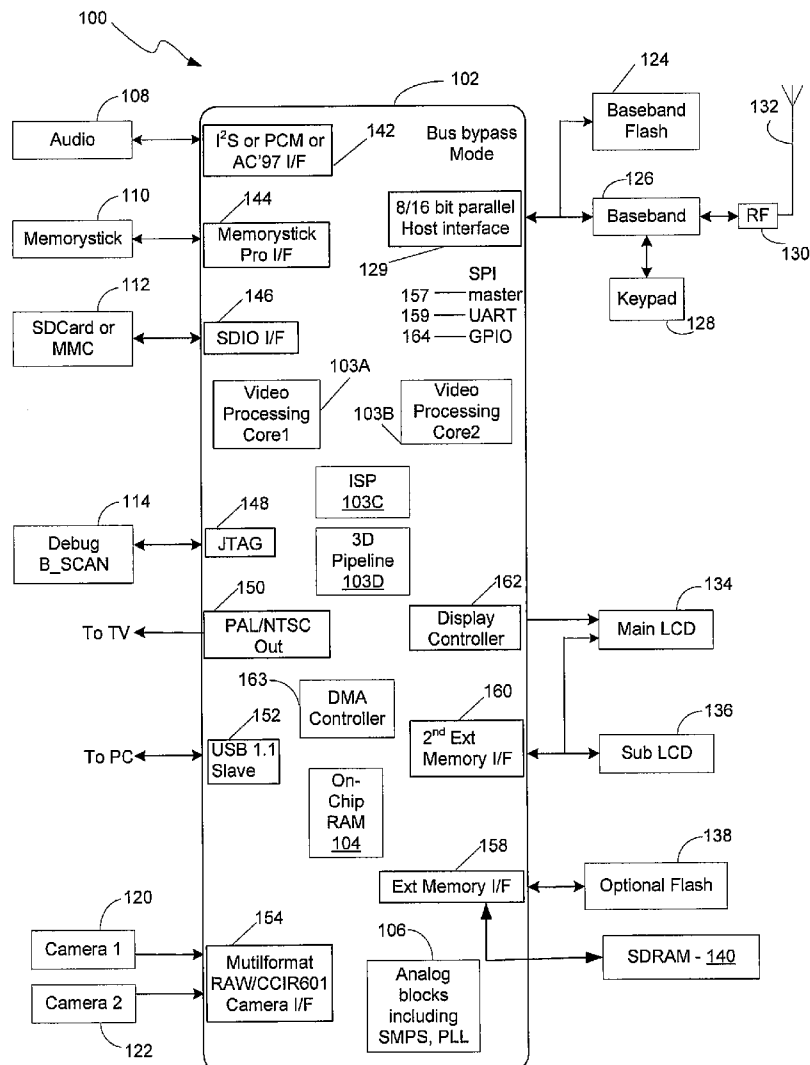




US 20080292132A1

(19) **United States**(12) **Patent Application Publication**  
**Plowman et al.**(10) **Pub. No.: US 2008/0292132 A1**(43) **Pub. Date: Nov. 27, 2008**(54) **METHOD AND SYSTEM FOR INSERTING  
SOFTWARE PROCESSING IN A HARDWARE  
IMAGE SENSOR PIPELINE****Publication Classification**(51) **Int. Cl.**  
**G06K 9/00** (2006.01)  
**H04N 7/00** (2006.01)  
(52) **U.S. Cl.** ..... **382/100; 348/552**(76) Inventors: **David Plowman**, Great Chesterford  
(GB); **Gary Keall**, Long Clawson  
(GB); **Clive Walker**, Cambridge  
(GB)Correspondence Address:  
**MCANDREWS HELD & MALLOY, LTD**  
**500 WEST MADISON STREET, SUITE 3400**  
**CHICAGO, IL 60661**(21) Appl. No.: **11/940,788**(22) Filed: **Nov. 15, 2007****Related U.S. Application Data**(60) Provisional application No. 60/939,914, filed on May  
24, 2007.(57) **ABSTRACT**

Image data may be processed via one or more stages by a hardware image sensor pipeline (ISP) wherein one or more software processing steps may be inserted at any point within the hardware ISP. Output from any stage of the hardware ISP may be stored in memory. Stored hardware ISP output may be retrieved from memory and processed via one or more software processes. Results from the one or more software processes may be stored in memory and communicated to any stage of the hardware ISP for additional processing. In this regard, the hardware ISP and one or more processors may simultaneously process portions of image data. In addition, the hardware ISP and the one or more processors may be integrated within a chip.



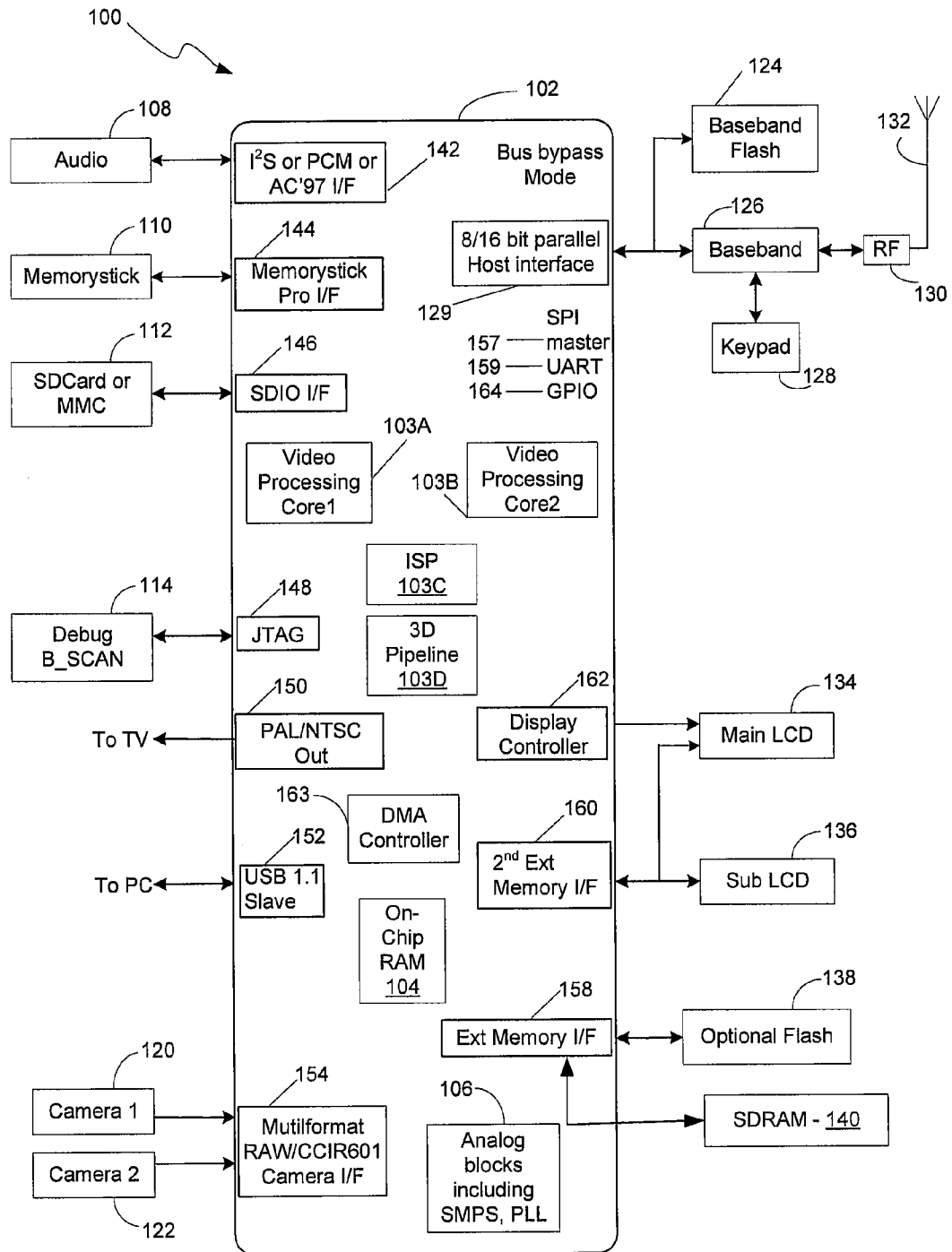


FIG. 1B

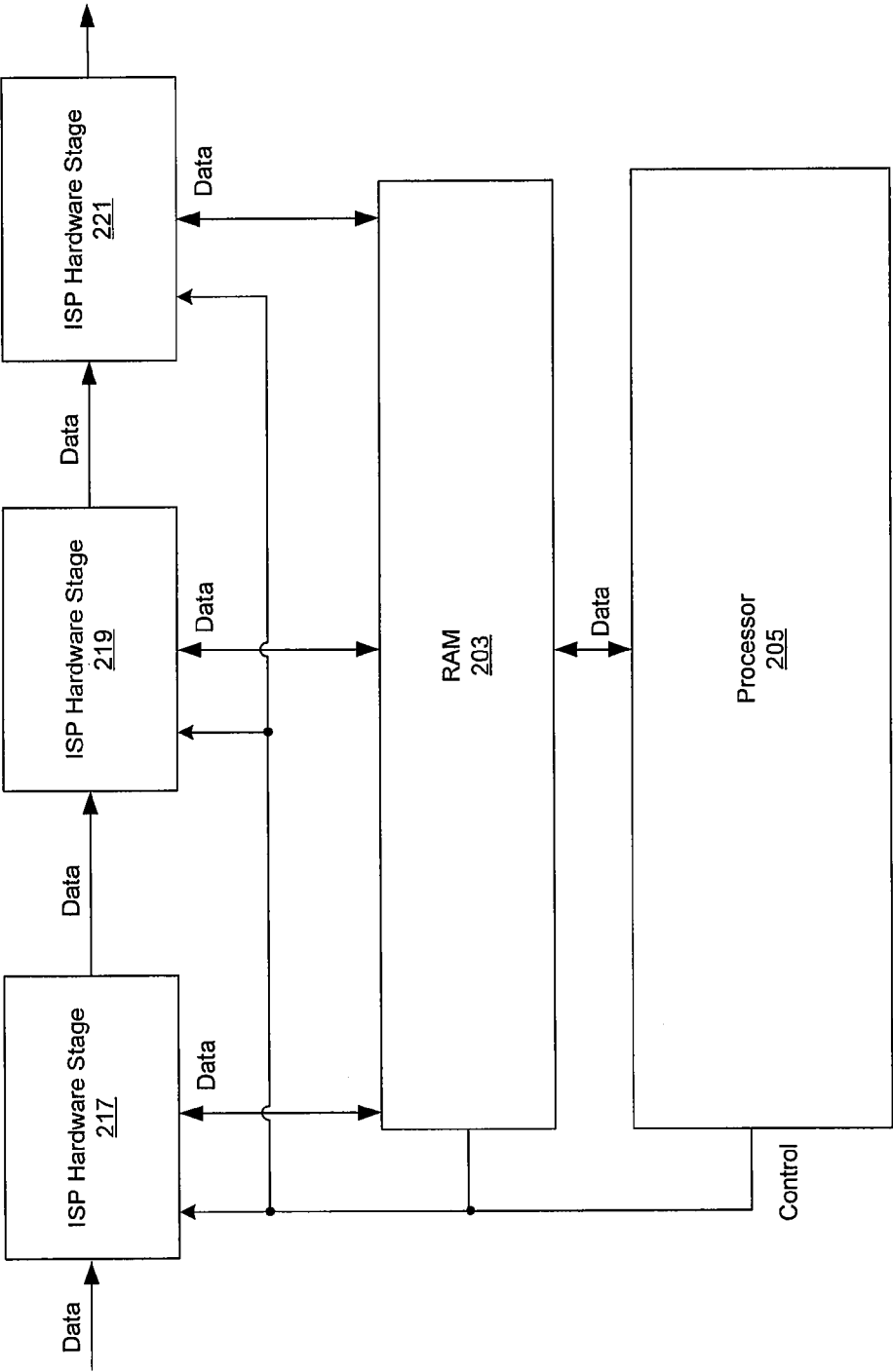


FIG. 2B

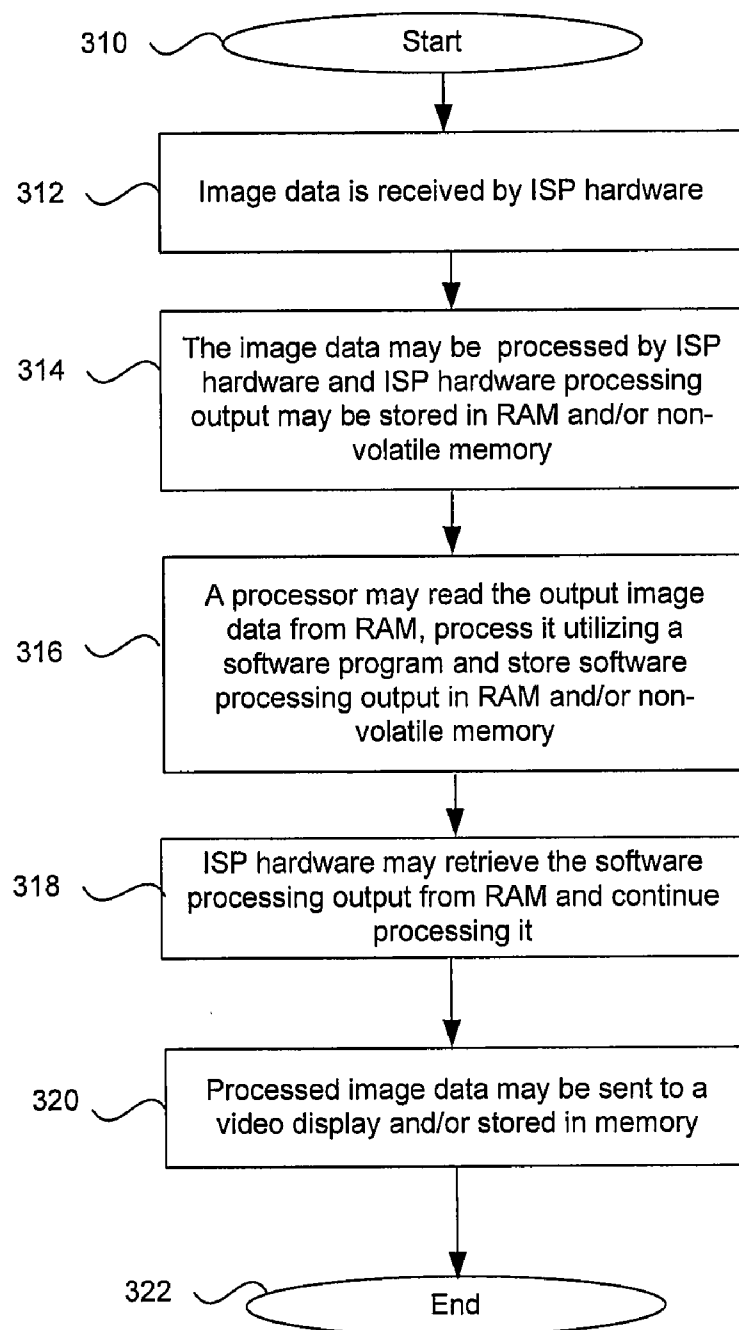


FIG. 3

## METHOD AND SYSTEM FOR INSERTING SOFTWARE PROCESSING IN A HARDWARE IMAGE SENSOR PIPELINE

### CROSS-REFERENCE TO RELATED APPLICATIONS/INCORPORATION BY REFERENCE

[0001] This application makes reference to, claims priority to, and claims the benefit of U.S. Provisional Application Ser. No. 60/939,914 (Attorney Docket No. 18637US01), filed on May 24, 2007, which is hereby incorporated herein by reference in its entirety.

### FIELD OF THE INVENTION

[0002] Certain embodiments of the invention relate to processing of images. More specifically, certain embodiments of the invention relate to a method and system for inserting software processing in a hardware image sensor pipeline.

### BACKGROUND OF THE INVENTION

[0003] For many people, mobile or hand held electronic devices have become a part of everyday life. Mobile devices have evolved from a convenient method for voice communication to multi functional resources that offer, for example, camera features, media playback, electronic gaming, internet browsing, email and office assistance.

[0004] Cellular phones with built-in cameras, or camera phones, have become prevalent in the mobile phone market, due to the low cost of CMOS image sensors and the ever increasing customer demand for more advanced cellular phones.

[0005] Historically, the resolution of camera phones has been limited in comparison to typical digital cameras. In this regard, they must be integrated into the small package of a cellular handset, limiting both the image sensor and lens size. In addition, because of the stringent power requirements of cellular handsets, large image sensors with advanced processing have been difficult to incorporate. However, due to advancements in image sensors, multimedia processors, and lens technology, the resolution of camera phones has steadily improved rivaling that of many digital cameras.

[0006] Further limitations and disadvantages of conventional and traditional approaches will become apparent to one of skill in the art, through comparison of such systems with the present invention as set forth in the remainder of the present application with reference to the drawings.

### BRIEF SUMMARY OF THE INVENTION

[0007] A method and system for inserting software processing in a hardware image sensor pipeline, substantially as shown in and/or described in connection with at least one of the figures, as set forth more completely in the claims.

[0008] Various advantages, aspects and novel features of the present invention, as well as details of an illustrated embodiment thereof, will be more fully understood from the following description and drawings.

### BRIEF DESCRIPTION OF SEVERAL VIEWS OF THE DRAWINGS

[0009] FIG. 1A is a block diagram of an exemplary mobile multimedia system, in accordance with an embodiment of the invention.

[0010] FIG. 1B is a block diagram of an exemplary mobile multimedia processor, in accordance with an embodiment of the invention.

[0011] FIG. 2A is a block diagram of an exemplary mobile device configured to perform image processing via a hardware image sensor pipeline (ISP) and a software program executed by a processor, in accordance with an embodiment of the invention.

[0012] FIG. 2B is a block diagram of an exemplary portion of a hardware ISP configured for insertion of software processing between hardware ISP stages, in accordance with an embodiment of the invention.

[0013] FIG. 3 is a flow chart illustrating exemplary steps for processing image data via a hardware ISP with software processing steps inserted between hardware ISP processing stages, in accordance with an embodiment of the invention.

### DETAILED DESCRIPTION OF THE INVENTION

[0014] Certain aspects of the invention may be found in a method and system for inserting software processing between hardware image sensor pipeline (ISP) processing stages on a mobile imaging device. Data may be tapped or removed from any stage of the hardware image sensor pipeline and sent to a software process for processing. The resulting software processed data may then be reinserted at any stage of the hardware image sensor pipeline for processing. Data may be tapped from the hardware ISP, communicated to a software process, and reinserted back into any point of the hardware image sensor pipeline as many times as may be necessary for processing. In this regard, the hardware ISP may comprise a plurality of hardware processing stages wherein one or more hardware processing stages may be communicatively coupled with random access memory and/or one or more processors. The hardware ISP, one or more processors and/or memory may be integrated on a chip. A processor may direct transmission of mega pixel images from an image source to the hardware ISP. Image data may be received and processed by one or more hardware stages within the hardware ISP and a processed output may be stored in memory. Subsequently, a processor may retrieve the hardware ISP processed output from memory, perform one or more software processing steps and store the results in memory. The processor may signal any ISP hardware stage to fetch the software processing output from memory for additional processing within the hardware ISP if needed. The processed image data output from any hardware ISP stage or software processing step may be stored in for future use. Accordingly, the hardware ISP as well as one or more processors may simultaneously process different portions of image data. Utilizing software for image data processing enables modification of processing algorithms and/or techniques while utilizing the same hardware. In some embodiments of the invention, image data may be processed in a tiled format.

[0015] FIG. 1A is a block diagram of an exemplary mobile multimedia system, in accordance with an embodiment of the invention. Referring to FIG. 1A, there is shown a mobile multimedia system 105 that comprises a mobile multimedia device 105a, a TV 101h, a PC 101k, an external camera 101m, external memory 101n, and external LCD display 101p. The mobile multimedia device 105a may be a cellular telephone or other handheld communication device. The mobile multimedia device 105a may comprise a mobile multimedia processor (MMP) 101a, an antenna 101d, an audio block 101s, a

radio frequency (RF) block **101e**, a baseband processing block **101f**, an LCD display **101b**, a keypad **101c**, and a camera **101g**.

**[0016]** The MMP **101a** may comprise suitable circuitry, logic, and/or code and may be adapted to perform video and/or multimedia processing for the mobile multimedia device **105a**. The MMP **101a** may further comprise a plurality of processor cores, indicated in FIG. 1A by Core **1** and Core **2** as well as a hardware image sensor pipeline (ISP) **101x**. The MMP **101a** may also comprise integrated interfaces, which may be utilized to support one or more external devices coupled to the mobile multimedia device **105a**. For example, the MMP **101a** may support connections to a TV **101h**, a PC **101k**, an external camera **101m**, external memory **101n**, and an external LCD display **101p**.

**[0017]** In operation, the mobile multimedia device may receive signals via the antenna **101d**. Received signals may be processed by the RF block **101e** and the RF signals may be converted to baseband by the baseband processing block **101f**. Baseband signals may then be processed by the MMP **101a**. Audio and/or video data may be received from the external camera **101m**, and image data may be received via the integrated camera **101g**. The image data may be forwarded to the hardware ISP **101x** for a plurality of image data processing steps. During processing, the image data may be passed between the hardware ISP and one or more of the MMP **101a** processor cores for software processing. Image processing software may be modifiable providing flexibility in processing algorithms and/or techniques. In some embodiments of the invention, concurrent processing operations may occur within one or more MMP **101a** processing cores and within the hardware ISP **101x**. In this manner, software processing may not reduce the speed of processing via the hardware ISP. Image data may be processed in tile format, which may reduce the memory requirements for buffering of data during processing. During processing, the MMP **101a** may utilize the external memory **101n** for storing processed data. Processed audio data may be communicated to the audio block **101s** and processed video data may be communicated to the LCD **101b** or the external LCD **101p**, for example. The keypad **101c** may be utilized for communicating processing commands and/or other data, which may be required for audio or video data processing by the MMP **101a**.

**[0018]** FIG. 1B is a block diagram of an exemplary mobile multimedia processor, in accordance with an embodiment of the invention. Referring to FIG. 1B, the mobile multimedia processor **102** may comprise suitable logic, circuitry and/or code that may be adapted to perform video and/or multimedia processing for handheld multimedia products. For example, the mobile multimedia processor **102** may be designed and optimized for video record/playback, mobile TV and 3D mobile gaming, utilizing integrated peripherals and a video processing core. The mobile multimedia processor **102** may comprise video processing cores **103A** and **103B**, RAM **104**, an analog block **106**, a direct memory access (DMA) controller **163**, an audio interface (I/F) **142**, a memory stick I/F **144**, SD card I/F **146**, JTAG I/F **148**, TV output I/F **150**, USB I/F **152**, a camera I/F **154**, and a host I/F **129**. The mobile multimedia processor **102** may further comprise a serial peripheral interface (SPI) **157**, a universal asynchronous receiver/transmitter (UART) I/F **159**, general purpose input/output (GPIO) pins **164**, a display controller **162**, an external memory I/F **158**, and a second external memory I/F **160**.

**[0019]** The video processing cores **103A** and **103B** may comprise suitable circuitry, logic, and/or code and may be adapted to perform video processing of data. The RAM **104** may comprise suitable logic, circuitry and/or code that may be adapted to store on-chip data such as video data. In an exemplary embodiment of the invention, the RAM **104** may be adapted to store 10 Mbits of on-chip data, for example. The size of the on-chip RAM **104** may vary depending on cost or other factors such as chip size.

**[0020]** The hardware image sensor pipeline (ISP) **103C** may comprise suitable circuitry, logic and/or code that may enable the processing of image data. The hardware ISP **103C** may perform a plurality of processing techniques comprising dark pixel compensation, lens shading correction, white balance and gain control, defective pixel correction, resampling, crosstalk correction, bayer denoising, demosaicing, gamma correction, YCbCr denoising, false color suppression, sharpening, distortion correction, high resolution resize, color processing, color conversion, low resolution resize and output formatting, for example. The hardware ISP **103C** may be communicatively coupled with the video processing cores **103A** and/or **103B** via the on-chip RAM **104**. The processing of image data may be performed on variable sized tiles, reducing the memory requirements of the hardware ISP **103C** processes. In accordance with an embodiment of the invention, the hardware image sensor pipeline **103C** may be tapped at any point and resulting tapped data may be communicated to a software process for handling. The resulting software processed data may then be reinserted back into the hardware image sensor pipeline **103C** at any stage or point for continued processing. Data may be tapped from the hardware image sensor pipeline **103C** at any point, communicated to a software process for processing, and reinserted back into any point of the hardware ISP hardware pipeline **103C** as may times as may be necessary for processing.

**[0021]** The analog block **106** may comprise a switch mode power supply (SMPS) block and a phase locked loop (PLL) block. In addition, the analog block **106** may comprise an on-chip SMPS controller, which may be adapted to generate its core voltage. The core voltage may be software programmable according to, for example, speed demands on the mobile multimedia processor **102**, allowing further control of power management.

**[0022]** In an exemplary embodiment of the invention, the normal core operating range may be about 0.8 V-1.2 V and may be reduced to about 0.6 V during hibernate mode. The analog block **106** may also comprise a plurality of PLL's that may be adapted to generate about 195 kHz-200 MHz clocks, for example, for external devices. Other voltages and clock speeds may be utilized depending on the type of application. The mobile multimedia processor **102** may comprise a plurality of power modes of operation, for example, run, sleep, hibernate and power down. In accordance with an embodiment of the invention, the mobile multimedia processor **102** may comprise a bypass mode that may allow a host to access memory mapped peripherals in power down mode, for example. In bypass mode, the mobile multimedia processor **102** may be adapted to directly control the display during normal operation while giving a host the ability to maintain the display during standby mode.

**[0023]** The audio block **108** may comprise suitable logic, circuitry and/or code that may be adapted to communicate with the mobile multimedia processor **102** via an inter-IC sound (I<sup>2</sup>S), pulse code modulation (PCM) or audio codec

(AC'97) interface **142** or other suitable interface, for example. In the case of an AC'97 and/or an I<sup>2</sup>S interface, suitable audio controller, processor and/or circuitry may be adapted to provide AC'97 and/or I<sup>2</sup>S audio output respectively, in either master or slave mode. In the case of the PCM interface, a suitable audio controller, processor and/or circuitry may be adapted to allow input and output of telephony or high quality stereo audio. The PCM audio controller, processor and/or circuitry may comprise independent transmit and receive first in first out (FIFO) buffers and may use DMA to further reduce processor overhead. The audio block **108** may also comprise an audio in, audio out port and a speaker/microphone port (not illustrated in FIG. 1B).

[0024] The mobile multimedia device **100** may comprise at least one portable memory input/output (I/O) block. In this regard, the memorystick block **110** may comprise suitable logic, circuitry and/or code that may be adapted to communicate with the mobile multimedia processor **102** via a memorystick pro interface **144**, for example. The SD card block **112** may comprise suitable logic, circuitry and/or code that may be adapted to communicate with the mobile multimedia processor **102** via a SD input/output (I/O) interface **146**, for example. A multimedia card (MMC) may also be utilized to communicate with the mobile multimedia processor **102** via the SD input/output (I/O) interface **146**, for example. The mobile multimedia device **100** may comprise other portable memory I/O blocks such as an xD I/O card.

[0025] The debug block **114** may comprise suitable logic, circuitry and/or code that may be adapted to communicate with the mobile multimedia processor **102** via a joint test action group (JTAG) interface **148**, for example. The debug block **114** may be adapted to access the address space of the mobile multimedia processor **102** and may be adapted to perform boundary scan via an emulation interface. Other test access ports (TAPs) may be utilized. The phase alternate line (PAL)/national television standards committee (NTSC) TV output I/F **150** may be utilized for communication with a TV, and the universal serial bus (USB) 1.1, or other variant thereof, slave port I/F **152** may be utilized for communications with a PC, for example. The cameras **120** and/or **122** may comprise suitable logic, circuitry and/or code that may be adapted to communicate with the mobile multimedia processor **102** via a multiformat raw CCIR **601** camera interface **154**, for example. The camera I/F **154** may utilize windowing and sub-sampling functions, for example, to connect the mobile multimedia processor **102** to a mobile TV front end.

[0026] The mobile multimedia processor **102** may also comprise a plurality of serial interfaces, such as the USB I/F **152**, a serial peripheral interface (SPI) **157**, and a universal asynchronous receiver/transmitter (UART) I/F **159** for Bluetooth or IrDA. The SPI master interface **157** may comprise suitable circuitry, logic, and/or code and may be utilized to control image sensors. Two chip selects may be provided, for example, to work in a polled mode with interrupts or via a DMA controller **163**. Furthermore, the mobile multimedia processor **102** may comprise a plurality of general purpose I/O (GPIO) pins **164**, which may be utilized for user defined I/O or to connect to the internal peripherals. The display controller **162** may comprise suitable circuitry, logic, and/or code and may be adapted to support multiple displays with XGA resolution, for example, and to handle 8/9/16/18/21-bit video data.

[0027] The baseband flash memory **124** may be adapted to receive data from the mobile multimedia processor **102** via an

8/16 bit parallel host interface **129**, for example. The host interface **129** may be adapted to provide two channels with independent address and data registers through which a host processor may read and/or write directly to the memory space of the mobile multimedia processor **102**. The baseband processing block **126** may comprise suitable logic, circuitry and/or code that may be adapted to convert RF signals to baseband and communicate the baseband processed signals to the mobile multimedia processor **102** via the host interface **129**, for example. The RF processing block **130** may comprise suitable logic, circuitry and/or code that may be adapted to receive signals via the antenna **132** and to communicate RF signals to the baseband processing block **126**. The host interface **129** may comprise a dual software channel with a power efficient bypass mode.

[0028] The main LCD **134** may be adapted to receive data from the mobile multimedia processor **102** via a display controller **162** and/or from a second external memory interface **160**, for example. The display controller **162** may comprise suitable logic, circuitry and/or code and may be adapted to drive an internal TV out function or be connected to a range of LCD's. The display controller **162** may be adapted to support a range of screen buffer formats and may utilize direct memory access (DMA) to access the buffer directly and increase video processing efficiency of the video processing core **103**. Both NTSC and PAL raster formats may be generated by the display controller **162** for driving the TV out. Other formats, for example SECAM, may also be supported.

[0029] In one embodiment of the invention, the display controller **162** may be adapted to support a plurality of displays, such as an interlaced display, for example a TV, and/or a non-interlaced display, such as an LCD. The display controller **162** may also recognize and communicate a display type to the DMA controller **163**. In this regard, the DMA controller **163** may be fetch video data in an interlaced or non-interlaced fashion for communication to an interlaced or non-interlaced display coupled to the mobile multimedia processor **102** via the display controller **162**.

[0030] The substitute LCD **136** may comprise suitable logic, circuitry and/or code that may be adapted to communicate with the mobile multimedia processor **102** via a second external memory interface, for example. The mobile multimedia processor **102** may comprise a RGB external data bus. The mobile multimedia processor **102** may be adapted to scale image output with pixel level interpolation and a configurable refresh rate.

[0031] The optional flash memory **138** may comprise suitable logic, circuitry and/or code that may be adapted to communicate with the mobile multimedia processor **102** via an external memory interface **158**, for example. The optional SDRAM **140** may comprise suitable logic, circuitry and/or code that may be adapted to receive data from the mobile multimedia processor **102** via the external memory interface **158**, for example. The external memory I/F **158** may be utilized by the mobile multimedia processor **102** to connect to external SDRAM **140**, SRAM, Flash memory **138**, and/or external peripherals, for example. Control and timing information for the SDRAM **140** and other asynchronous devices may be configurable by the mobile multimedia processor **102**.

[0032] The mobile multimedia processor **102** may further comprise a secondary memory interface **160** to connect to connect to memory-mapped LCD and external peripherals, for example. The secondary memory interface **160** may comprise suitable circuitry, logic, and/or code and may be utilized

to connect the mobile multimedia processor **102** to slower devices without compromising the speed of external memory access. The secondary memory interface **160** may provide 16 data lines, for example, 6 chip select/address lines, and programmable bus timing for setup, access and hold times, for example. The mobile multimedia processor **102** may be adapted to provide support for NAND/NOR Flash including NAND boot and high speed direct memory access (DMA), for example.

[0033] In operation, the mobile multimedia processor **102** may be integrated with a hardware image sensor pipeline (ISP) **103C**. In this regard, a plurality of image processing steps may be performed on a unit of image data wherein a portion of the steps may be performed in various stages of hardware by the hardware ISP **103C** and/or another portion of processing steps may be performed in software by one or more processing cores **103A** and/or **103B** for example. Image processing steps may comprise dark pixel compensation, lens shading correction, white balance and gain control, defective pixel correction, resampling, crosstalk correction, bayer denoising, demosaicing, gamma correction, YCbCr denoising, false color suppression, sharpening, distortion correction, high resolution resize, color processing, color conversion, low resolution resize and output formatting for example. Output from one or more of the image processing steps may be stored for future or alternative use.

[0034] FIG. 2A is a block diagram of an exemplary mobile device configured to perform image processing via a hardware image sensor pipeline (ISP) and a software program executed by a processor, in accordance with an embodiment of the invention. Referring to FIG. 2A, there is shown an image processing system **200** comprising an image source **201**, a random access memory (RAM) **203**, a processing block **205**, a display **207**, a hardware image sensor pipeline (ISP) **209** and a non-volatile memory (NVM) **211**.

[0035] The image source **201** may comprise suitable circuitry, logic and/or code to detect a visual image and convert light to an electrical signal representing the image. In this regard, the image source **201** may comprise, for example, a multi-mega pixel charged-coupled device (CCD) array, a complimentary metal oxide semiconductor (CMOS) array or another related technology. The image source **201** may be communicatively coupled with the RAM **203** and the processing block **205**.

[0036] The processing block **205** may comprise suitable circuitry, logic and/or code that may be enabled to process image data via software program and to manage and/or regulate image processing in tasks among a plurality of functional units comprising the image source **201**, hardware ISP **209**, RAM **203**, display **207** and NVM **211**. The processing block **205** may be similar or substantially the same as the mobile multimedia processor (MMP) **101a** described with respect to FIG. 1A and/or the MMP **102** described with respect to FIG. 1B. The processing block **205** may exchange image data with the image source **201**, the hardware ISP **209**, the RAM **203** and/or the NVM **211**. The processing block **205** may be enabled to perform software image processing tasks or steps comprising dark pixel compensation, lens shading correction, white balance and gain control, defective pixel correction, resampling, crosstalk correction, bayer denoising, demosaicing, gamma correction, YCbCr denoising, false color suppression, sharpening, distortion correction, high resolution resize, color processing, color conversion, low resolution resize and output formatting for example. In this regard, the

processing block **205** may be enabled to receive image data output from any processing stage in the hardware ISP **209** and to perform software image processing steps on the received image data. The output from software image processing steps may be sent to the RAM **203**. The processor **205** may issue a command to the hardware ISP **209** to fetch the software processed image data in RAM **203** and to further process the fetched image data. Software image processing steps may be inserted before or after any stage of image processing within the hardware ISP hardware. Moreover, image data output from any software or hardware processing step or stage may be stored in the NVM **211** for future use. The processing block **205** may direct processed image data to the display **207** and/or the NVM **211**. Image data may be processed in variable size tiles.

[0037] The display **207** may comprise suitable circuitry, logic and/or code for displaying an image received from the system **200** and/or a storage device. The display **207** may receive control information and/or commands from the processor **205** and may be communicatively coupled with the processor **205**, hardware ISP **209**, RAM **203** and/or the NVM **211**.

[0038] The RAM **203** may comprise suitable circuitry, logic and/or code for storing data. The RAM **203** may be similar or substantially the same as the RAM **104** described in FIG. 1B. The RAM **203** may be utilized to store image data after various steps or stages of processing, for example, during an exchange of image data between the hardware ISP **209** and processor **205**. In addition, the RAM **203** may store configuration data related to image processing. For example, characteristics of the image source **201** may be measured at the time of manufacture, and the distortion of the optics across a resulting image may be stored in the RAM **203**.

[0039] The hardware ISP **209** may comprise suitable circuitry, logic and/or code that may enable processing of image data received from the image source **201**. The hardware ISP **209** may comprise circuitry allocated for image processing tasks such as steps or stages comprising dark pixel compensation, lens shading correction, white balance and gain control, defective pixel correction, resampling, crosstalk correction, bayer denoising, demosaicing, gamma correction, YCbCr denoising, false color suppression, sharpening, distortion correction, high resolution resize, color processing, color conversion, low resolution resize and output formatting for example. Processing steps or stages may be performed by hardware in the hardware ISP **209** and/or by software stored in the RAM **203** and executed by the processor **205**. In this regard, image processing performed via software processes may be inserted before or after one or more of the hardware ISP image processing stages. The processor **205** may issue a command to the hardware ISP **209** to fetch the software processed image data in RAM **203** and to further process the fetched image data.

[0040] The NVM **211** may comprise suitable circuitry, logic and/or code for storing data. In various embodiments of the invention, the NVM **211** may be similar to or substantially the same as the memorystick block **110**, the baseband flash memory **124**, the optional flash memory **138** and/or the SDRAM **140** described in FIG. 1B for example. The NVM **211** may be communicatively coupled to the RAM **203**, processing block **205** and/or the hardware ISP **209**.

[0041] In operation, the processor **205** may receive image data from the image source **201**. The processor **205** may provide clock and control signals for synchronizing transfer



of image data from the image source **201**. Image data may be in tiled format and processing may begin when a tile is received. The size of tiles may be determined by distortion in the image data that may be due to optical effects. Smaller sized tiles may be utilized in areas of the image where there may be higher distortion, such as around the edges, for example. The tile sizes may be determined by the distortion characteristics stored in the RAM **203**. The image data may be passed to the hardware ISP for various processing steps, for example, dark pixel compensation, lens shading correction, white balance and gain control, defective pixel correction, resampling, crosstalk correction, bayer denoising, demosaicing, gamma correction, YCbCr denoising, false color suppression, sharpening, distortion correction, high resolution resize, color processing, color conversion, low resolution resize and output formatting.

**[0042]** The output of one or more hardware ISP image processing steps may be stored in the RAM **203**. The processor **205** may fetch the image data from the RAM **203** and may perform one or more image processing steps via software. The output from the software processing steps may be returned to RAM **203**. The processor **205** may direct a subsequent hardware processing step within the hardware ISP to fetch the software processed image data from the RAM **203** and to continue image processing steps within the hardware ISP **209**. Accordingly, the hardware ISP **209** is capable of being tapped at any point and resulting tapped data may be communicated to a software process for handling. The resulting software processed data may then be reinserted back into the hardware image sensor pipeline **209** at any stage or point for continued processing. Data may be tapped from the hardware image sensor pipeline **209** at any point, communicated to a software process for processing, and reinserted back into any point of the hardware ISP pipeline **103C** as may times as may be necessary for processing.

**[0043]** The data may be stored in the RAM **203** prior to being communicated to the display **207**. The processor **205** may communicate address data to the RAM **203** to determine where to read or write processed image data in the RAM **203**. Output from various intermediate steps or a final step of image processing may be stored for future use in the NVM **211**.

**[0044]** FIG. 2B is a block diagram of an exemplary portion of a hardware ISP configured for insertion of software processing between hardware ISP stages, in accordance with an embodiment of the invention. Referring to FIG. 2B, there is shown three hardware ISP processing stages **217**, **219** and **221**, a random access memory (RAM) **203**, and a processor **205**. The processor **205** and RAM **203** may be similar or substantially the same as the processor **205** and RAM **203** described in FIG. 2A.

**[0045]** The hardware ISP processing stages **217**, **219** and **221** may each perform an image processing task that may comprise, for example, dark pixel compensation, lens shading correction, white balance and gain control, defective pixel correction, resampling, crosstalk correction, bayer denoising, demosaicing, gamma correction, YCbCr denoising, false color suppression, sharpening, distortion correction, high resolution resize, color processing, color conversion, low resolution resize and/or output formatting for example. The hardware ISP stages **217**, **219** and **221** may each be communicatively coupled with a previous hardware ISP processing stage and/or a subsequent hardware ISP processing stage as well as the RAM **203** and the processor **205**.

**[0046]** In operation, the hardware ISP processing stages **217**, **219** and **221** may represent a portion of the processing stages comprised within the hardware ISP **209** described in FIG. 2A. Accordingly, the hardware ISP processing stages **217**, **219** and **221** may comprise suitable circuitry, logic and/or code to enable processing of image data received from the image source **201**, to receive control signals from the processor **205** and to send and receive image data to and from the RAM **203**. Image processing software may be stored in the RAM **203** and executed by the processor **205**. In this regard, a unit of image data may be processed sequentially via the hardware ISP processing stages **217**, **219** and **221** and/or may be passed to the processor **205** for software image processing before and/or after one or more of the hardware ISP processing stages **217**, **219** and **221**. In some embodiments of the invention, the processor **205** may issue commands to the hardware ISP **209** to process a unit of image data within stage **217** and to send output to RAM **203**. The processor **205** may retrieve and software process the hardware ISP stage **217** output from RAM **203** and may send software processing output to RAM **203**. The processor **205** may issue commands to the ISP stage **219** to retrieve and process the software processing output from RAM **203** and send its output to hardware ISP processing stage **221** for additional processing. The processor **205** may issue commands to the hardware ISP stage **221** to retrieve and process output from the hardware ISP stage **219**. Moreover, multiple units of image data may be processed simultaneously within the hardware ISP stages **217**, **219**, **221** and one or more processing cores in processor **205**.

**[0047]** FIG. 3 is a flow chart illustrating exemplary steps for processing image data via a hardware ISP with software processing inserted between hardware ISP processing stages, in accordance with an embodiment of the invention. Referring to FIG. 3, after start step **310**, in step **312** the hardware ISP **209** may receive a unit of image data from the image source **201**. In step **314**, the hardware ISP **209** may process the unit of image data and may output processed image data to the RAM **203**. In step **316**, the processor **205** may read the hardware ISP **209** output processed image data from the RAM **203** and may process it utilizing software. Image data output from software processing may be stored in the RAM **203**. In step **318**, the hardware ISP may retrieve the image data output from software processing in RAM **203** and may perform additional processing steps on it. In step **320**, processed image data may be sent to a video display or stored in memory. In step **322** is the end step.

**[0048]** In an embodiment of the invention, image data is processed via one or stages by a hardware image sensor pipeline **209** (ISP) wherein one or more software processing steps may be inserted at any point within the hardware ISP **209**. Output from any stage of the hardware ISP **209** may be stored in RAM **203**. Stored hardware ISP **209** output may be retrieved from RAM **203** and processed via one or more software processes. Results from the one or more software processes may be stored in RAM **203** and communicated to any stage of the hardware ISP **209** for additional processing. In this regard, the hardware ISP **209** and one or more processors within the processing block **205** may simultaneously process portions of image data. In addition, the ISP **209** and the one or more processors within the processing block **205** may be integrated within a chip.

**[0049]** Certain embodiments of the invention may comprise a machine-readable storage having stored thereon, a

computer program having at least one code section for inserting software processing in a hardware image sensor pipeline, the at least one code section being executable by a machine for causing the machine to perform one or more of the steps described herein.

**[0050]** Accordingly, aspects of the invention may be realized in hardware, software, firmware or a combination thereof. The invention may be realized in a centralized fashion in at least one computer system or in a distributed fashion where different elements are spread across several interconnected computer systems. Any kind of computer system or other apparatus adapted for carrying out the methods described herein is suited. A typical combination of hardware, software and firmware may be a general-purpose computer system with a computer program that, when being loaded and executed, controls the computer system such that it carries out the methods described herein.

**[0051]** One embodiment of the present invention may be implemented as a board level product, as a single chip, application specific integrated circuit (ASIC), or with varying levels integrated on a single chip with other portions of the system as separate components. The degree of integration of the system will primarily be determined by speed and cost considerations. Because of the sophisticated nature of modern processors, it is possible to utilize a commercially available processor, which may be implemented external to an ASIC implementation of the present system. Alternatively, if the processor is available as an ASIC core or logic block, then the commercially available processor may be implemented as part of an ASIC device with various functions implemented as firmware.

**[0052]** The present invention may also be embedded in a computer program product, which comprises all the features enabling the implementation of the methods described herein, and which when loaded in a computer system is able to carry out these methods. Computer program in the present context may mean, for example, any expression, in any language, code or notation, of a set of instructions intended to cause a system having an information processing capability to perform a particular function either directly or after either or both of the following: a) conversion to another language, code or notation; b) reproduction in a different material form. However, other meanings of computer program within the understanding of those skilled in the art are also contemplated by the present invention.

**[0053]** While the invention has been described with reference to certain embodiments, it will be understood by those skilled in the art that various changes may be made and equivalents may be substituted without departing from the scope of the present invention. In addition, many modifications may be made to adapt a particular situation or material to the teachings of the present invention without departing from its scope. Therefore, it is intended that the present invention not be limited to the particular embodiments disclosed, but that the present invention will include all embodiments falling within the scope of the appended claims.

What is claimed is:

1. A method for processing images, the method comprising:

processing image data via one or more steps or stages handled by a hardware image sensor pipeline (ISP) wherein said hardware ISP enables insertion of one or more software processing steps or stages at any point within said hardware ISP.

2. The method according to claim 1, comprising storing output from any portion of said hardware ISP.

3. The method according to claim 2, comprising retrieving said stored output for handling via one or more software processes.

4. The method according to claim 3, comprising processing said retrieved stored output for processing via said one or more software processes.

5. The method according to claim 4, comprising storing results from said processing via said one or more software processes.

6. The method according to claim 5, comprising communicating said stored results from said processing via said one or more software processes to any portion of said hardware ISP for processing.

7. The method according to claim 1, comprising simultaneously processing a portion of said image data via said hardware ISP and a portion of said image data via one or more processors handling said software processes.

8. The method according to claim 1, wherein said hardware ISP and one or more processors enabled to handle said one or more software processing steps are integrated within a chip.

9. A system for processing images, the system comprising: one or more circuits comprising a hardware image sensor pipeline (ISP), said one or more circuits enable processing of image data via one or more steps or stages handled by said hardware image sensor pipeline (ISP) and wherein said one or more circuits enable the insertion of one or more software processing steps at any point in said hardware ISP.

10. The system according to claim 9, wherein said one or more circuits enables storage of output from any portion of said hardware ISP.

11. The system according to claim 10, wherein said one or more circuits enables retrieval of said stored output for handling via one or more software processes.

12. The system according to claim 11, wherein said one or more circuits enables processing of said retrieved stored output for processing via said one or more software processes.

13. The system according to claim 12, wherein said one or more circuits enables storage of results from said processing via said one or more software processes.

14. The system according to claim 13, wherein said one or more circuits enables communication of said stored results from said processing via said one

15. The system according to claim 9, wherein said one or more circuits enables simultaneously processing of a portion of said image data via said hardware ISP and a portion of said image data via one or more processors handling said software processes.

16. The system according to claim 9, wherein said hardware ISP and one or more processors enabled to handle said one or more software processing steps are integrated within a chip.

17. A machine-readable storage having stored thereon, a computer program having at least one code section for processing images, the at least one code section being executable by a machine for causing the machine to perform steps comprising:

processing image data via one or more steps or stages handled by a hardware image sensor pipeline (ISP) wherein said hardware ISP enables the insertion of one or more software processing steps at any point in said hardware ISP.

**18.** The machine-readable storage according to claim **17**, wherein said at least one code section comprises code that enables storing of output from any portion of said hardware ISP.

**19.** The machine-readable storage according to claim **18**, wherein said at least one code section comprises code that enables retrieving of said stored output for handling via one or more software processes.

**20.** The machine-readable storage according to claim **19**, wherein said at least one code section comprises code that enables processing of said retrieved stored output for processing via said one or more software processes.

**21.** The machine-readable storage according to claim **20**, wherein said at least one code section comprises code that enables storing of results from said processing via said one or more software processes.

**22.** The machine-readable storage according to claim **21**, wherein said at least one code section comprises code that enables communicating of said stored results from said processing via said one or more software processes to any portion of said hardware ISP for processing

**23.** The machine-readable storage according to claim **17**, wherein said at least one code section comprises code that enables simultaneously processing of a portion of said image data via said hardware ISP and a portion of said image data via one or more processors handling said software processes.

**24.** The machine-readable storage according to claim **17**, wherein said hardware ISP and one or more processors enabled to handle said one or more software processing steps are integrated within a chip.

\* \* \* \* \*