



(12) **United States Design Patent**
Masters et al.

(10) **Patent No.:** **US D751,995 S**
(45) **Date of Patent:** **** Mar. 22, 2016**

(54) **PROTECTIVE RELAY REPLACEMENT**

(71) Applicant: **ABB Technology AG**, Zurich (CH)

(72) Inventors: **Timothy F. Masters**, Boca Raton, FL
(US); **Armando Varela**, Boca Raton, FL
(US)

(73) Assignee: **ABB Technology AG**, Zurich (CH)

(**) Term: **15 Years**

(21) Appl. No.: **29/532,064**

(22) Filed: **Jul. 1, 2015**

Related U.S. Application Data

(62) Division of application No. 29/465,681, filed on Aug. 30, 2013, now Pat. No. Des. 735,679.

(51) **LOC (10) Cl.** **13-03**

(52) **U.S. Cl.**
USPC **D13/159**; D13/169

(58) **Field of Classification Search**
USPC D13/110, 123, 146, 147, 151, 153, 154,
D13/159-164, 171, 174, 184, 199
CPC H01H 13/705; H01H 13/88; H01H
2011/0087; H01H 2205/016; H01H 2221/05;
H01H 227/016; H01H 2227/206; H01H
2229/02; H01H 2229/036; H01H 13/04;
H01H 13/48; H01H 1/58; H01H 9/00; H01H
9/04; H01H 9/54; H01T 13/34; H02H 9/02

See application file for complete search history.

(56) **References Cited**

U.S. PATENT DOCUMENTS

D254,849	S	*	4/1980	Matsuda	D13/169
D256,011	S	*	7/1980	Matsuda	D13/169
D519,466	S	*	4/2006	Merritt	D13/158
D581,879	S	*	12/2008	Dukerschein	D13/162
D649,122	S	*	11/2011	Jacoby	D13/162
D735,679	S	*	8/2015	Masters	D13/159
2008/0017398	A1	*	1/2008	Alderson	H02G 3/14 174/66
2009/0236918	A1	*	9/2009	Drane	H01H 3/161 307/139

* cited by examiner

Primary Examiner — Thomas Johannes

Assistant Examiner — Shawn T Gingrich

(74) *Attorney, Agent, or Firm* — Taft Stettinius & Hollister
LLP

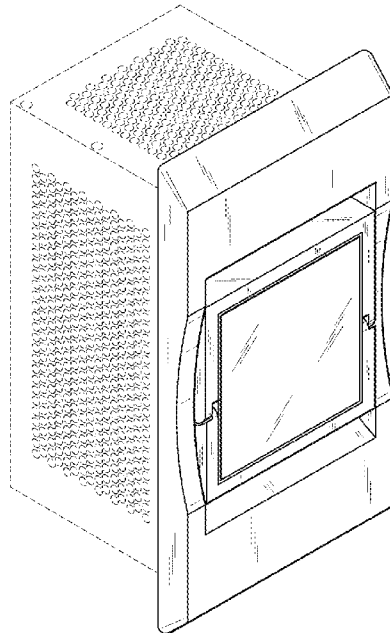
(57) **CLAIM**

We claim the ornamental design for a protective relay replacement, as shown and described.

DESCRIPTION

FIG. 1 is a front and left side perspective view of a protective relay replacement of the present invention; FIG. 2 is a right rear perspective view thereof; FIG. 3 is a front view thereof; FIG. 4 is a top view thereof; FIG. 5 is a right side view thereof; FIG. 6 is a left side view thereof; FIG. 7 is a rear view thereof; and, FIG. 8 is a bottom view thereof. The broken line portion of the figure drawings is included to show unclaimed subject matter only and forms no part of the claimed design.

1 Claim, 3 Drawing Sheets



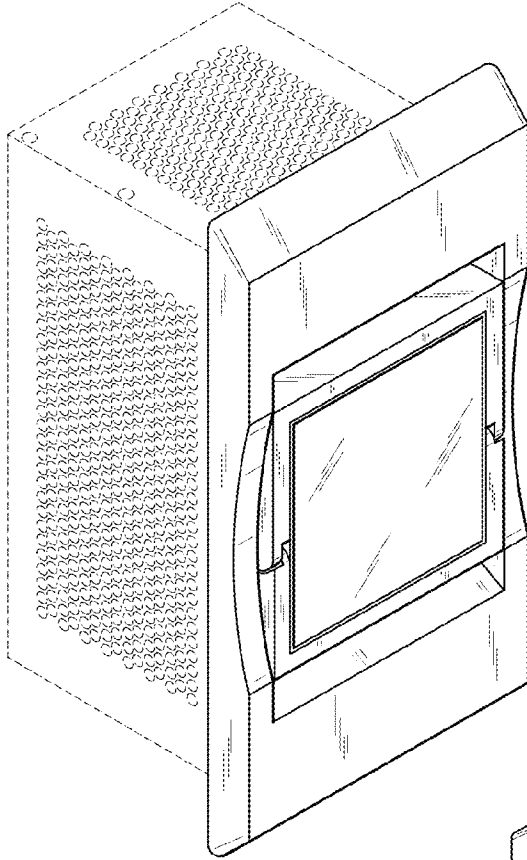


FIG. 1

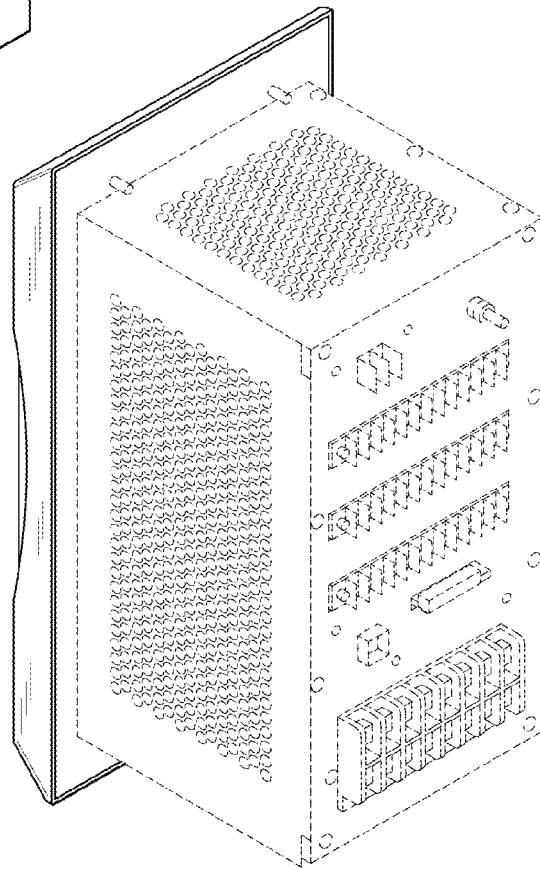


FIG. 2

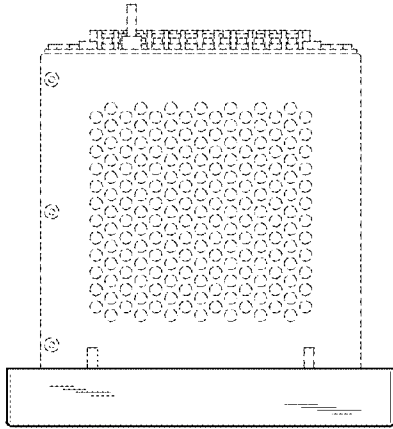


FIG. 4

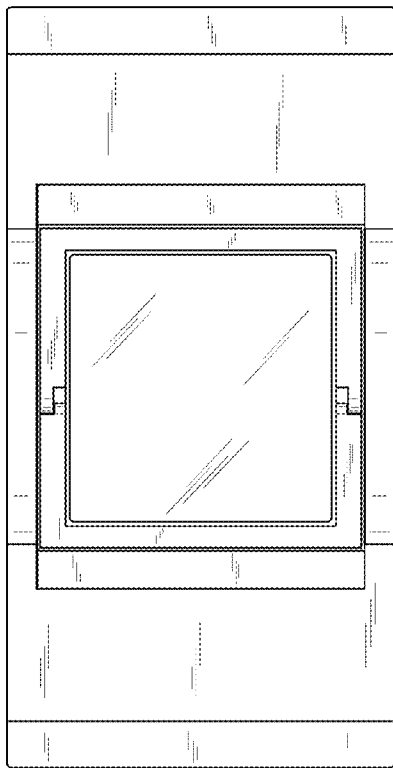


FIG. 3

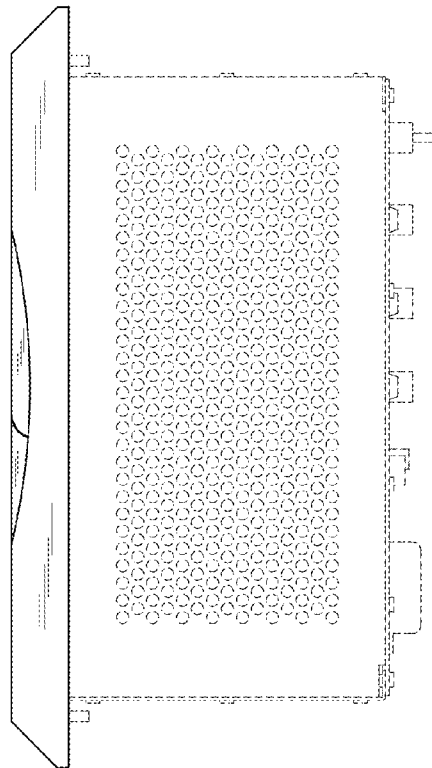


FIG. 5

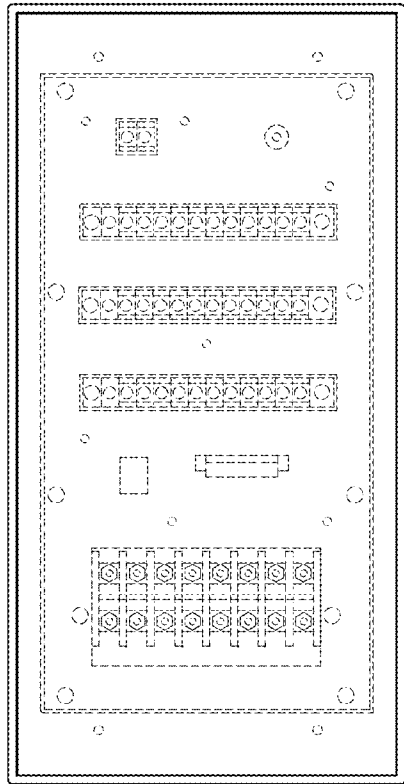


FIG. 7

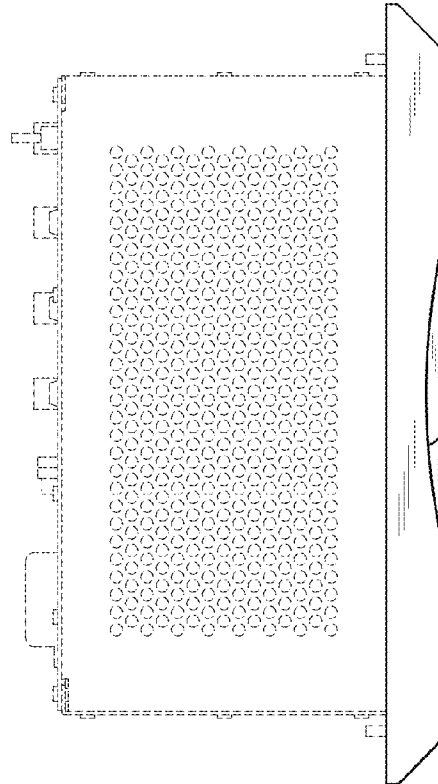


FIG. 6

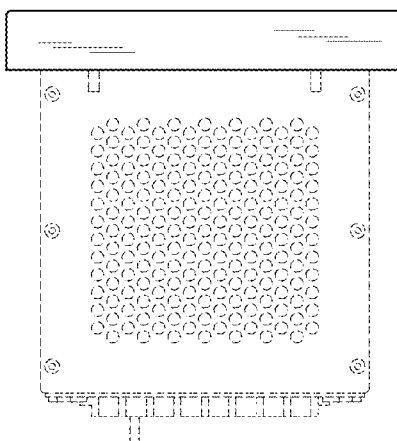


FIG. 8