

(19)



(11)

EP 1 769 828 A1

(12)

EUROPEAN PATENT APPLICATION

(43) Date of publication:

04.04.2007 Bulletin 2007/14

(51) Int Cl.:

A63F 5/00 (2006.01)

G07F 17/00 (2006.01)

(21) Application number: **06380258.1**

(22) Date of filing: **28.09.2006**

(84) Designated Contracting States:

**AT BE BG CH CY CZ DE DK EE ES FI FR GB GR
HU IE IS IT LI LT LU LV MC NL PL PT RO SE SI
SK TR**

Designated Extension States:

AL BA HR MK YU

(30) Priority: **28.09.2005 ES 200502113 U**

(71) Applicant: **JOFEMAR, S.A.**

31350 Peralta (Navarra) (ES)

(72) Inventor: **Guindulain Vidondo, Félix**

31350 Peralta (Navarra) (ES)

(74) Representative: **Ungria Lopez, Javier et al**

Avda. Ramon y Cajal, 78

28043 Madrid (ES)

(54) **Recreational gambling machine with roulette game**

(57) Recreational gambling machine with roulette game, being of the type of gambling machine which functions by means of introducing coins and, optionally, banknotes, said gambling machines having two games associated together, the gambling machine (1) having an electronic game (2) and a roulette game (3), along with a touch-sensitive screen (4), in such a way that the roulette wheel (9) is driven by a pair of motors (10) and (11) with a common shaft (12), which have opposite directions of rotation, and the transmission of the movement from the common shaft (12) for both motors (10) and (11) to the shaft (13) of the roulette wheel (9) is materialised via a reducing gear (14).

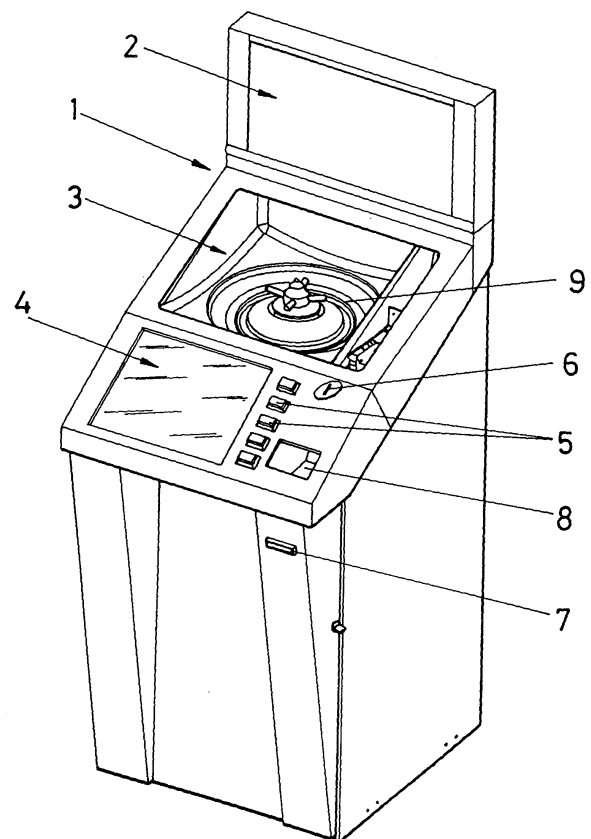


FIG.1

EP 1 769 828 A1

Description

OBJECT OF THE INVENTION

[0001] As stated in the title of this specification, the following invention relates to a recreational gambling machine with roulette game, being of the type of recreational gambling machine which functions by means of introducing coins and, optionally, bank-notes, said gambling machines having two games associated with each other in such a way that the recreational machine has an electronic game of chance and a game of roulette associated together, along with a touch-sensitive screen for playing the roulette game, the corresponding operating push-buttons and other elements for the development of the game.

[0002] Moreover, the roulette wheel is driven by a pair of motors with a common shaft from which common shaft movement is transmitted to the shaft of the roulette wheel via a reducing gear, the motors having opposite direction of rotation.

FIELD OF APPLICATION

[0003] This specification describes a recreational gambling machine with a roulette game, being of the type of gambling machine which functions by means of introducing coins and, optionally, bank-notes, said gambling machines having two games associated with each other.

PRIOR ART OF THE INVENTION

[0004] As is known, there exist on the market a great diversity of recreational gambling machines, in such a manner that in relation to type "B" recreational gambling machines, in other words, those for installation in bars, cafés and similar, they can present very different dynamics of game in such a way that, in principle, recreational gambling machines had just one electronic game, but, with the passing of time, most recreational gambling machines have come to have two electronic games associated together.

[0005] Moreover, as is known, recreational gambling machines have the corresponding slot for the introduction of coins for being led to the corresponding coin validator and, optionally a slot for bank-notes, along with the operating push-buttons and a box for collection of the coins.

[0006] In terms of recreational gambling machines installed in amusement arcades, we can consider "multi-player" machines, in other words, those in which several players can play, which have a roulette game, in which case the ball is driven by air and the roulette wheel only has one direction of rotation, being opposite to that of the ball.

DESCRIPTION OF THE INVENTION

[0007] The present invention describes a recreational

gambling machine with a roulette game, being of the type of recreational gambling machine which functions by means of introducing coins and, optionally, bank-notes, said gambling machines having two games associated with each other in such a way that the recreational machine has an electronic game and a roulette game, along with a touch-sensitive screen for playing the roulette game, in such a way that the roulette wheel is driven by a pair of motors with a common shaft.

[0008] Moreover, the pair of drive motors for the roulette wheel present opposite directions of rotation and the transmission of the movement from the common shaft for both motors to the shaft of the roulette wheel is materialised via a reducing gear.

[0009] In the rotary launching thrust of the ball in relation to the roulette game, the wheel is operated by a first motor in one direction of rotation and later on the wheel is operated by the second motor in the opposite direction of rotation to that of the first motor and to that of the free rotation of the ball until it stops with the ball in the corresponding numbered compartment of the roulette wheel.

[0010] Indeed, the aim is to have a recreational gambling machine with prizes in which an electronic game is associated with a random game of roulette.

[0011] In order to complement the description that is going to be made, and with the aim of aiding a better understanding of the characteristics of the invention, this specification is accompanied by a set of drawings containing figures which, on an illustrative rather than limiting bases, the most characteristic details of the invention are represented.

BRIEF DESCRIPTION OF THE DESIGNS

[0012]

Figure 1. Shows a perspective view of a recreational gambling machine, where it can be seen how the machine has an upper front panel with an electronic game and a roulette game with a touch-sensitive screen for playing it, along with other operating elements.

Figure 2. Shows a lateral elevation view of the means of driving the roulette wheel, these means being basically defined by a pair of motors and a reducing gear for transmission of the movement.

DESCRIPTION OF A PREFERRED EMBODIMENT

[0013] With the commented figures in view and in accordance with the numbering adopted, we can see how the recreational gambling machine 1 with prizes comprises an upper front panel 2 for playing an electronic game and a roulette game 3, along with a touch-sensitive screen 4 for playing the roulette game.

[0014] Likewise, the recreational gambling machine 1 with prizes will have the corresponding operating push-buttons 5, along with the slot 6 for introducing coins, a

possible slot for bank-notes 7 and a box 8 for collection of coins, whether they be those relating to change, those rejected by the validator and those relating to payment of prizes.

[0015] In this way, the recreational gambling machine 1 with prizes, of type "B", has a roulette game 3 associated with an electronic game which is played in the upper front panel 2 of the recreational machine 1 by means of the corresponding operating push-buttons 5, while the roulette game 3 is played by means of the touch-sensitive screen 4, due to the appearance therein of a graphic representation of the operation for the normal playing of the game.

[0016] Moreover, the rotation of the roulette wheel 9 is produced by a pair of motors 10 and 11 with a common shaft 12, in such a way that the motors 10 and 11 rotate in the opposite direction and the movement is transmitted from said shaft 12 to the shaft 13 of the roulette wheel 9 via a reducing gear 14.

[0017] So, at the moment the game of roulette 3 is going to start, the free rotational movement of the ball has to be provoked with respect to the actual body of the roulette wheel 9, for which a first motor, for example motor 10, is operated causing the rotation of the shaft 12 and its transmission to the shaft 13 which entails rotation of the roulette wheel 9 and the thrust of the ball in its same direction.

[0018] After that, the rotation of the roulette wheel 9 in the opposite direction will then take place, for which the supply of current to the first motor 10 will be cut off and the second motor 11 will be activated, which causes the rotation of the shaft 12 in the direction opposite to direction of rotation of the first motor 10, until the roulette wheel 9 is halted with the ball housed in the corresponding numbered winning compartment.

3. RECREATIONAL GAMBLING MACHINE WITH ROULETTE GAME, according to claims 1 and 2, **characterised in that** in the rotary launching thrust of the ball in relation to the roulette game (3), the roulette wheel (9) is operated by a first motor (10) in one direction of rotation and after that the roulette wheel (9) is operated by the second motor (11) in the opposite direction of rotation to that of the first motor (10) and to that of the free rotation of the ball until it stops.

Claims

1. RECREATIONAL GAMBLING MACHINE WITH ROULETTE GAME, being of the type of gambling machine which functions by means of introducing coins and, optionally, bank-notes, said gambling machines having two games associated together, **characterised in that** the gambling machine (1) has an electronic game (2) and a roulette game (3), along with a touch-sensitive screen (4), in such a way that the roulette wheel (9) is driven by a pair of motors (10) and (11) with a common shaft (12).
2. RECREATIONAL GAMBLING MACHINE WITH ROULETTE GAME, according to claim 1, **characterised in that** the pair of drive motors (10) and (11) for the roulette wheel (9) present opposing directions of rotation and the transmission of the movement from the common shaft (12) for both motors (10) and (11) to the shaft (13) of the roulette wheel (9) is materialised via a reducing gear (14).

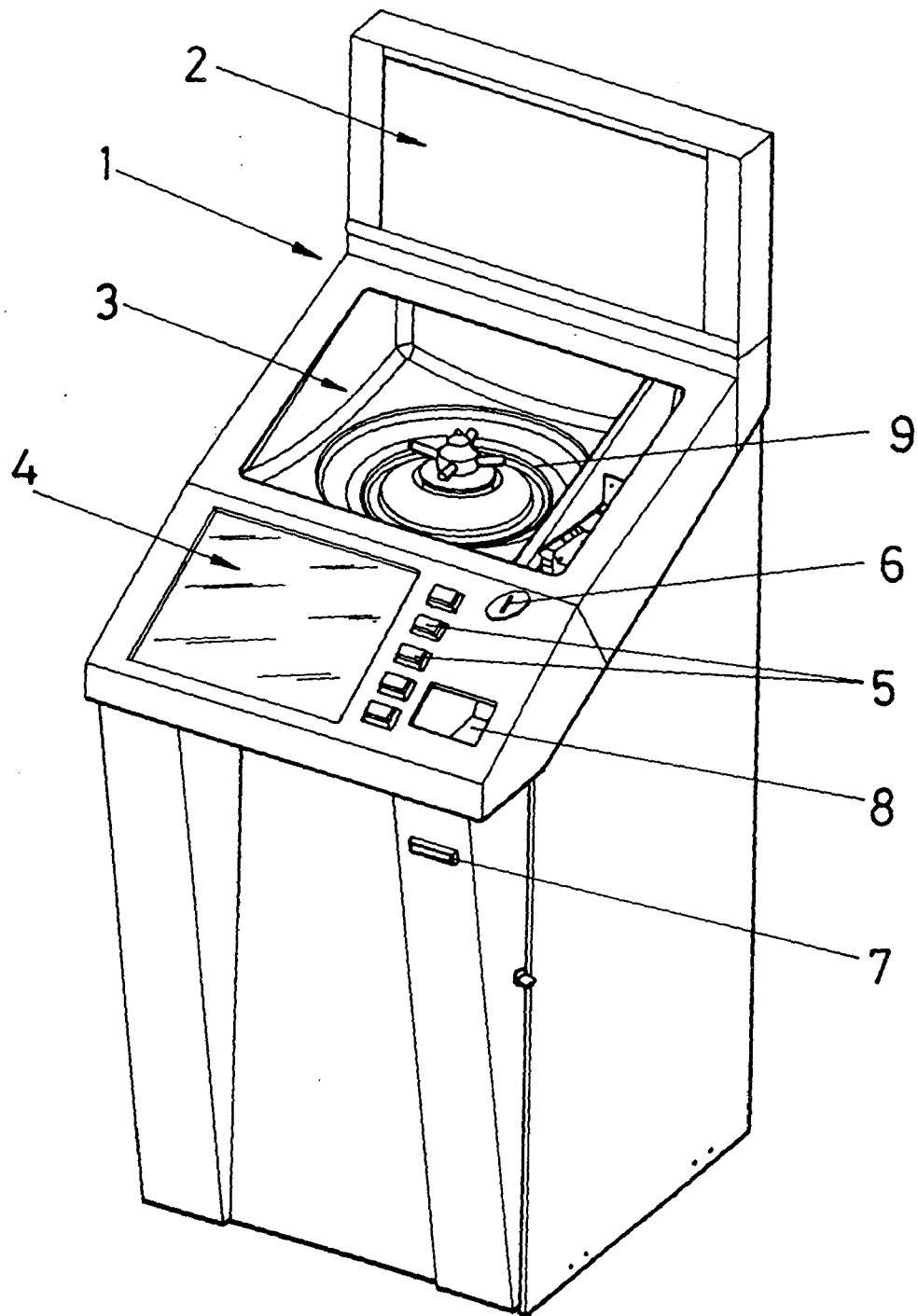


FIG.1

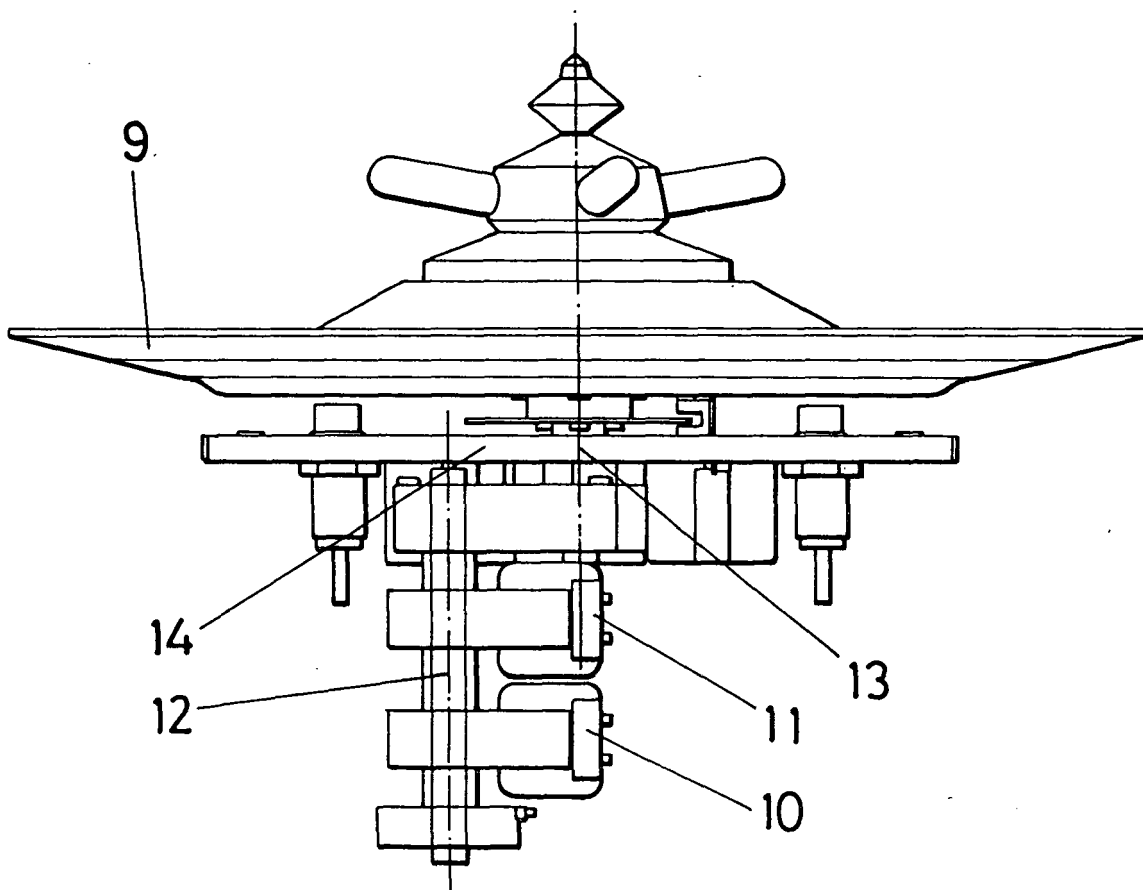


FIG.2



European Patent
Office

EUROPEAN SEARCH REPORT

Application Number
EP 06 38 0258

DOCUMENTS CONSIDERED TO BE RELEVANT			
Category	Citation of document with indication, where appropriate, of relevant passages	Relevant to claim	CLASSIFICATION OF THE APPLICATION (IPC)
X	US 4 601 470 A (KADOTA OTOMATSU [JP] ET AL) 22 July 1986 (1986-07-22) * column 5, line 15 - line 32 *	1-3	INV. A63F5/00 G07F17/00
A	US 6 267 669 B1 (LUCIANO JR ROBERT A [US] ET AL) 31 July 2001 (2001-07-31) * column 1 * * column 3, lines 15-23 * * column 6, line 51 - line 54 *	1	
A	US 4 732 385 A (CASTELLANOS RODOLFO B [ES]) 22 March 1988 (1988-03-22) * claim 1 *	1-3	
A	NL 8 204 804 A (ADOLF SPEELMAN) 2 July 1984 (1984-07-02) WPI abstract * page 1, line 34 - page 2, line 14 *	1-3	
A	DE 199 39 656 A1 (ADP GAUSELMANN GMBH [DE]) 22 February 2001 (2001-02-22) * column 1, line 52 - line 55 * * column 2, line 47 - line 68 *	1-3	
			TECHNICAL FIELDS SEARCHED (IPC)
			A63F G07F
The present search report has been drawn up for all claims			
Place of search Munich		Date of completion of the search 26 January 2007	Examiner Liendl, Martin
<p>CATEGORY OF CITED DOCUMENTS</p> <p>X : particularly relevant if taken alone Y : particularly relevant if combined with another document of the same category A : technological background O : non-written disclosure P : intermediate document</p> <p>T : theory or principle underlying the invention E : earlier patent document, but published on, or after the filing date D : document cited in the application L : document cited for other reasons & : member of the same patent family, corresponding document</p>			

2

EPO FORM 1503 03.82 (P04C01)

**ANNEX TO THE EUROPEAN SEARCH REPORT
ON EUROPEAN PATENT APPLICATION NO.**

EP 06 38 0258

This annex lists the patent family members relating to the patent documents cited in the above-mentioned European search report. The members are as contained in the European Patent Office EDP file on
The European Patent Office is in no way liable for these particulars which are merely given for the purpose of information.

26-01-2007

Patent document cited in search report	Publication date	Patent family member(s)	Publication date
US 4601470	A	22-07-1986	AU 562549 B2 11-06-1987
			DE 3332420 C2 16-12-1993
			DE 3332420 T 19-04-1984
			EP 0101522 A1 29-02-1984
			GB 2126108 A 21-03-1984
			JP 1345121 C 29-10-1986
			JP 58143781 A 26-08-1983
			JP 61008704 B 17-03-1986
			WO 8302904 A1 01-09-1983
US 6267669	B1	31-07-2001	NONE
US 4732385	A	22-03-1988	NONE
NL 8204804	A	02-07-1984	NONE
DE 19939656	A1	22-02-2001	NL 1015603 C2 28-08-2001
			NL 1015603 A1 23-02-2001