



US00D419984S

# United States Patent [19] Wang

[11] Patent Number: **Des. 419,984**

[45] Date of Patent: **\*\* Feb. 1, 2000**

[54] **KEYBOARD**

D. 376,592 12/1996 Tsai ..... D14/115  
D. 386,169 11/1997 Wang ..... D14/115

[76] Inventor: **Cheng-Hui Wang**, 8F. No. 161, Hsin Yi Road, Panchiao, Taipei Hsien, Taiwan

*Primary Examiner*—Freda Nunn  
*Attorney, Agent, or Firm*—Dougherty & Troxell

[\*\*] Term: **14 Years**

[57] **CLAIM**

[21] Appl. No.: **29/102,723**

The ornamental design for a keyboard, as shown and described.

[22] Filed: **Mar. 29, 1999**

**DESCRIPTION**

[51] **LOC (7) Cl.** ..... **14-02**

[52] **U.S. Cl.** ..... **D14/115**

[58] **Field of Search** ..... D14/100, 106, D14/115; D18/1, 2, 7; 178/17 A, 17 C; 200/5 A, 5 R, 6 A, 6 R; 235/145 R, 145 A; 345/168, 160; 341/22, 23; 364/708.1; 400/472, 479, 484-486, 488, 489

FIG. 1 is a front elevational view of a keyboard showing my design;  
FIG. 2 is a right side view thereof;  
FIG. 3 is a top elevational view thereof;  
FIG. 4 is a left side view thereof;  
FIG. 5 is a rear elevational view thereof;  
FIG. 6 is a bottom elevational view thereof; and,  
FIG. 7 is a perspective view thereof.

[56] **References Cited**

**U.S. PATENT DOCUMENTS**

D. 371,774 7/1996 Wang ..... D14/115

**1 Claim, 4 Drawing Sheets**





FIG. 1




FIG. 2




FIG. 3




FIG. 4

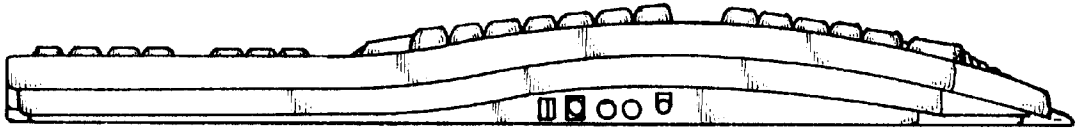


FIG. 5

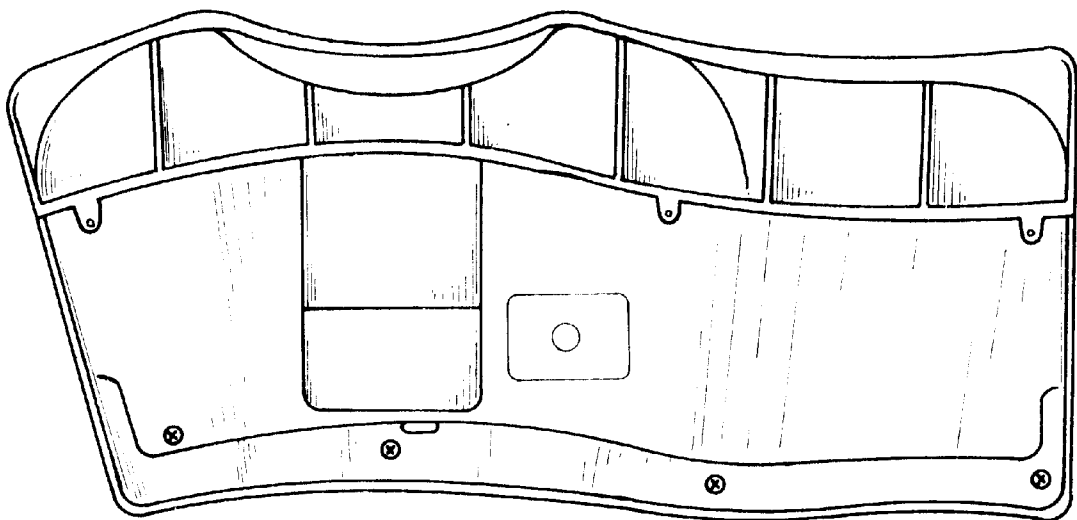


FIG. 6



FIG. 7