



US00D725976S

(12) **United States Design Patent**  
**Sikes**

(10) **Patent No.:** **US D725,976 S**

(45) **Date of Patent:** **\*\* Apr. 7, 2015**

- (54) **TREE ROOT BALL CONTAINER**
- (71) Applicant: **George Sikes**, Brownwood, TX (US)
- (72) Inventor: **George Sikes**, Brownwood, TX (US)
- (\*\*) Term: **14 Years**
- (21) Appl. No.: **29/453,399**
- (22) Filed: **Apr. 29, 2013**

D399,713 S	10/1998	Allen et al.	
D402,862 S *	12/1998	Rose	D8/1
D413,495 S	9/1999	Carter	
6,073,391 A	6/2000	Tort et al.	
D437,194 S	2/2001	Rivas et al.	
6,202,348 B1	3/2001	Reiger	
D441,315 S *	5/2001	Huffman	D11/143
D520,307 S	5/2006	Tort et al.	
7,353,635 B2 *	4/2008	Westrate	47/76
D671,807 S *	12/2012	Gooden	D8/1
D684,023 S	6/2013	Sikes	
2011/0000130 A1	1/2011	Miller	
2011/0179707 A1	7/2011	Woelfel	

**Related U.S. Application Data**

- (62) Division of application No. 29/427,421, filed on Jul. 18, 2012, now Pat. No. Des. 684,023.
- (51) **LOC (10) Cl.** ..... **08-01**
- (52) **U.S. Cl.**  
USPC ..... **D8/1**
- (58) **Field of Classification Search**  
USPC ..... D8/1; D6/403-405; D11/143-156;  
D25/100; 47/32.4, 39, 32.5, 44  
See application file for complete search history.

\* cited by examiner

*Primary Examiner* — Sheryl Lane

(74) *Attorney, Agent, or Firm* — Scott L. Harper; Harper Washam LLP

(57) **CLAIM**

The ornamental design for a tree root ball container, as shown and described.

**DESCRIPTION**

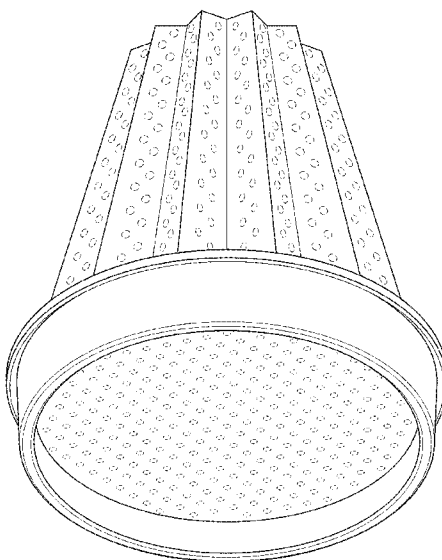
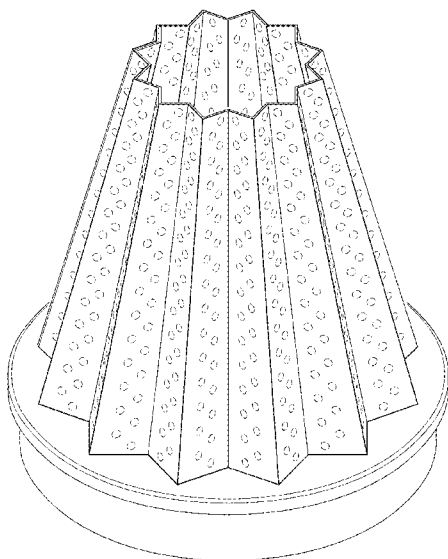
FIG. 1 is a perspective view of the tree root ball container of the present invention;  
 FIG. 2 is a front elevational view of the tree root ball container of the present invention, with the back side, right side, and left side elevational views being mirror images thereof;  
 FIG. 3 is a top plan view of the tree root ball container of the present invention;  
 FIG. 4 is a bottom plan view of the detachable base of the tree root ball container of the present invention; and,  
 FIG. 5 is bottom perspective view of the tree root ball container of the present invention.  
 The broken lines represent portions of the article and form no part of the claimed design.

**1 Claim, 5 Drawing Sheets**

(56) **References Cited**

**U.S. PATENT DOCUMENTS**

44,131 A	9/1864	Whitlock	
602,941 A	4/1898	Harvey	
770,461 A	9/1904	Haggerty	
4,574,522 A	3/1986	Reiger et al.	
4,642,938 A *	2/1987	Georges et al.	47/2
4,888,914 A	12/1989	Reiger	
D311,666 S *	10/1990	Burke	D8/1
D323,268 S *	1/1992	Reiman	D8/1
5,103,588 A	4/1992	Reiger	
5,345,711 A *	9/1994	Friesner	47/32.4
5,479,741 A *	1/1996	Underwood	47/30
5,768,825 A	6/1998	Reiger	
D398,492 S	9/1998	Weber	
5,809,689 A *	9/1998	Mathur	47/32.4






FIG. 1

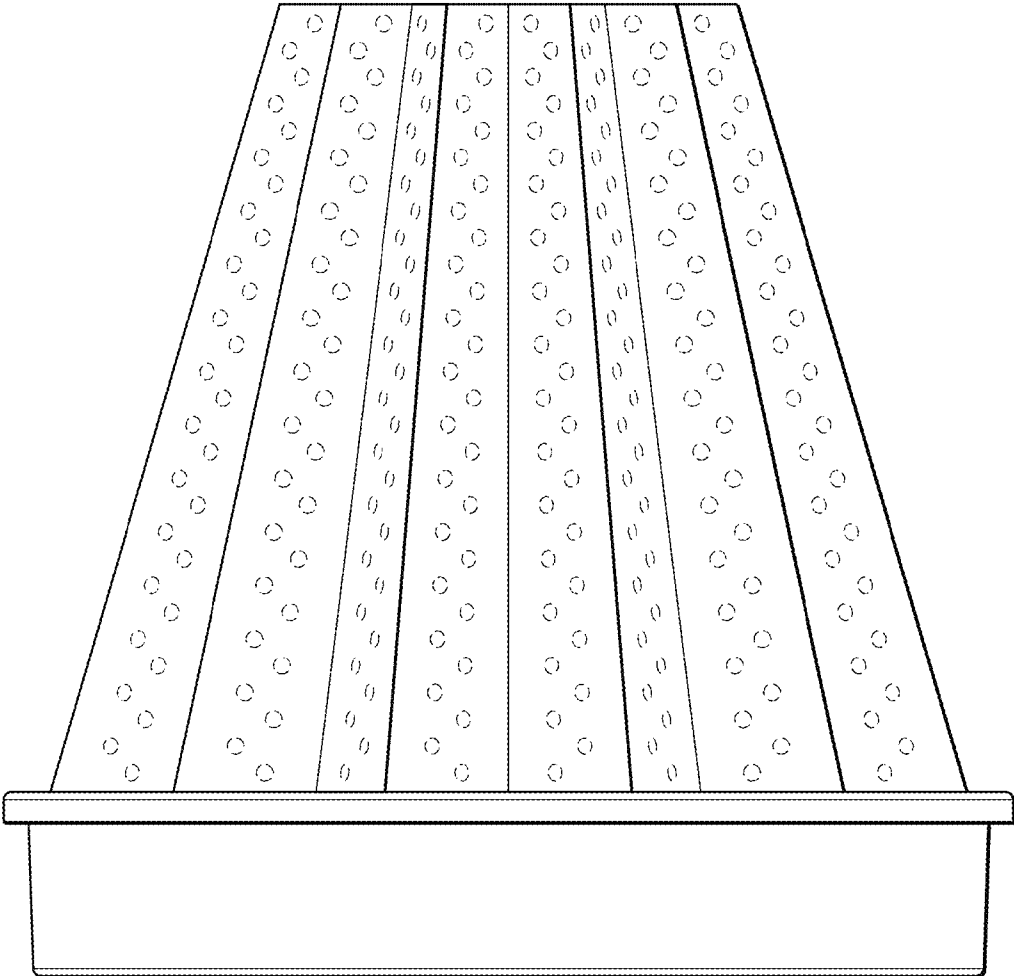


FIG. 2




FIG. 3




FIG. 4

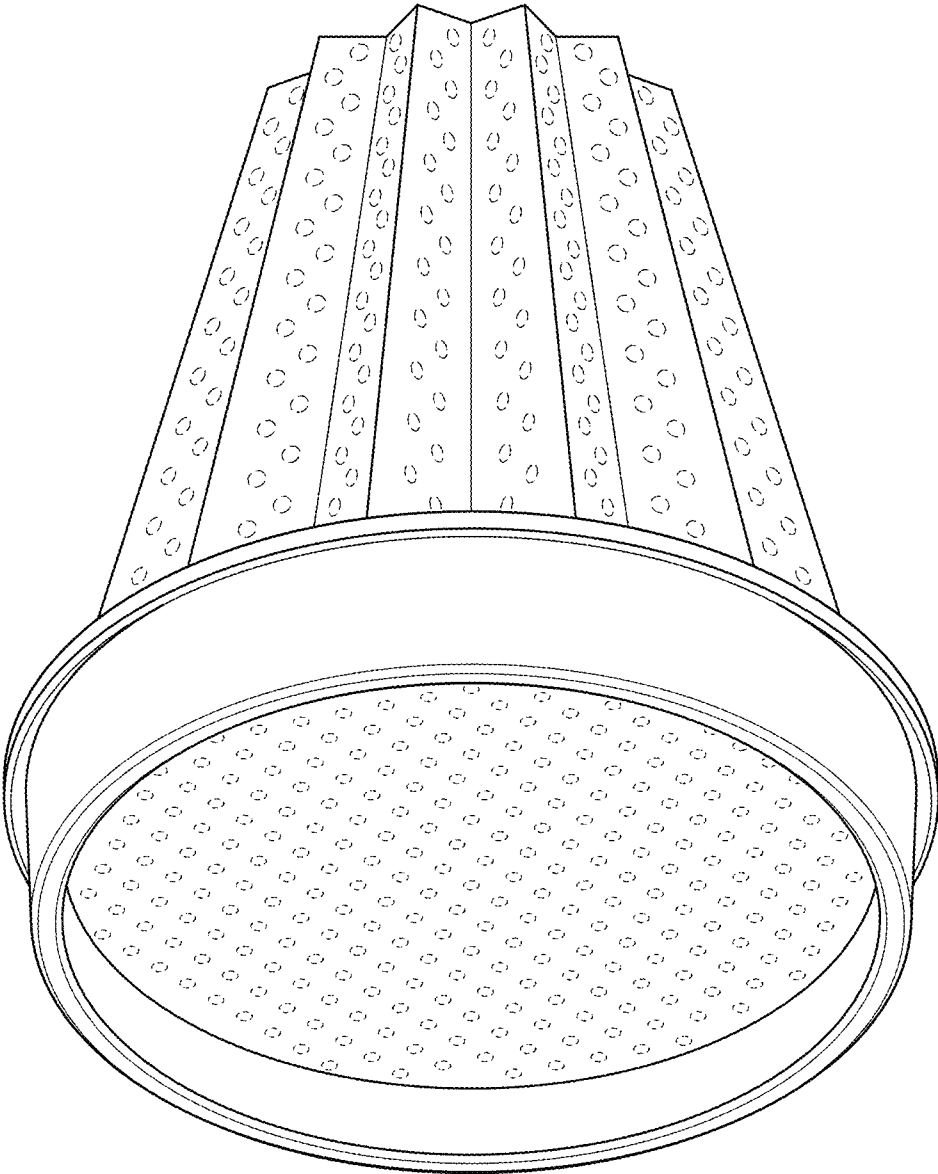


FIG. 5