



US00D545720S

(12) **United States Design Patent**  
**Kessler**

(10) **Patent No.:** **US D545,720 S**

(45) **Date of Patent:** **\*\* Jul. 3, 2007**

(54) **NOVELTY ITEM**

6,761,612 B1 \* 7/2004 Pencil et al. .... 446/310

(76) Inventor: **Warren Leslie Kessler**, 135 E.  
Cambridge Ave., Fresno, CA (US)  
93704

**OTHER PUBLICATIONS**

Art & Artifact Holiday 2001 Catalog, p. 34: "The Thinker" at center of page. Obtained from GOOGLE (TM) catalog search of keyword "Thinker".\*

(\*\*) Term: **14 Years**

"Things You Never Knew Existed" Winter 2002 catalog (code JF129CP), p. 58: "The "Stinker" Thinker" on lower right. Obtained from GOOGLE (TM) catalog search of keyword "Thinker".\*

(21) Appl. No.: **29/204,322**

Wall Street Creations—Holiday 2003 Catalog (code H2065), p. 48: item B on upper right. Obtained from GOOGLE (TM) catalog search of keyword "Thinker".\*

(22) Filed: **Apr. 27, 2004**

Hobby Builders Supply—Winter 2004 Catalog (code 40133), p. 46: item U. Obtained from GOOGLE (TM) catalog search of keyword "Thinker".\*

(51) **LOC (8) Cl.** ..... **11-02**

(52) **U.S. Cl.** ..... **D11/157; D11/160**

(58) **Field of Classification Search** ..... D1/102-105,  
D1/108; D9/614, 615, 623, 600, 715, 721;  
D11/117-164; D21/576-661; 446/4, 72,  
446/73, 268, 395; 472/54-56; 426/90, 91,  
426/100, 104, 106, 110, 111, 115, 132, 134,  
426/135, 801

\* cited by examiner

See application file for complete search history.

*Primary Examiner*—Catherine Tuttle  
(74) *Attorney, Agent, or Firm*—Worrel & Worrel

(56) **References Cited**

(57) **CLAIM**

The ornamental design for the novelty item, as shown and described.

**U.S. PATENT DOCUMENTS**

D55,840 S *	7/1920	Bernstein	.....	D21/649
D142,276 S *	8/1945	Leduc	.....	D9/628
3,085,883 A *	4/1963	Collier	.....	426/104
3,165,252 A *	1/1965	Carter et al.	.....	229/5.5
3,471,965 A *	10/1969	Glass et al.	.....	446/302
4,407,504 A *	10/1983	Popov	.....	273/153 R
D300,751 S *	4/1989	Hendriks	.....	D21/373
5,055,084 A *	10/1991	Jokic	.....	446/486
5,120,263 A *	6/1992	Ierfino et al.	.....	446/486
D369,703 S *	5/1996	Rizidis et al.	.....	D6/497
D387,009 S *	12/1997	Rizidis et al.	.....	D11/160
D417,722 S *	12/1999	Jumalon	.....	D23/309

**DESCRIPTION**

FIG. 1 is a perspective view showing my new design.

FIG. 2 is a right side elevational view thereof.


FIG. 3 is a front elevational view thereof.

FIG. 4 is a left side view thereof.

FIG. 5 is a rear elevational view thereof; and,

FIG. 6 is a bottom plan view thereof.

**1 Claim, 2 Drawing Sheets**



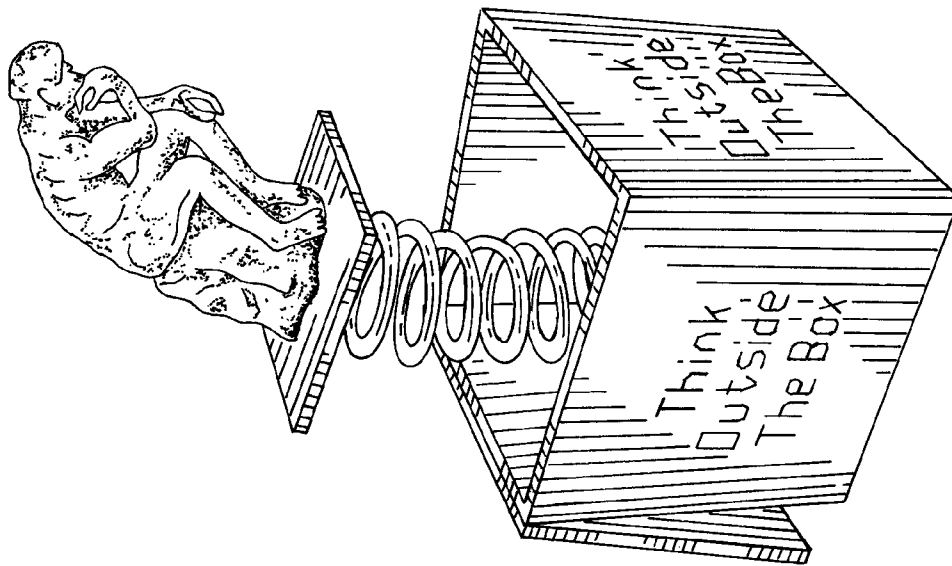


FIG. 1

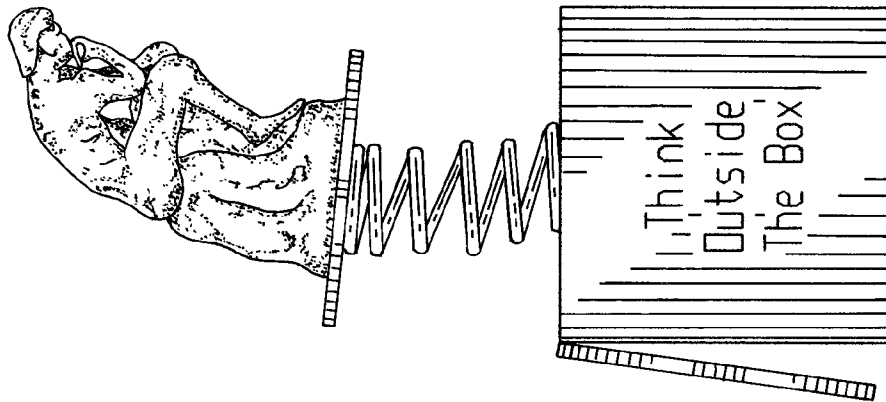


FIG. 2

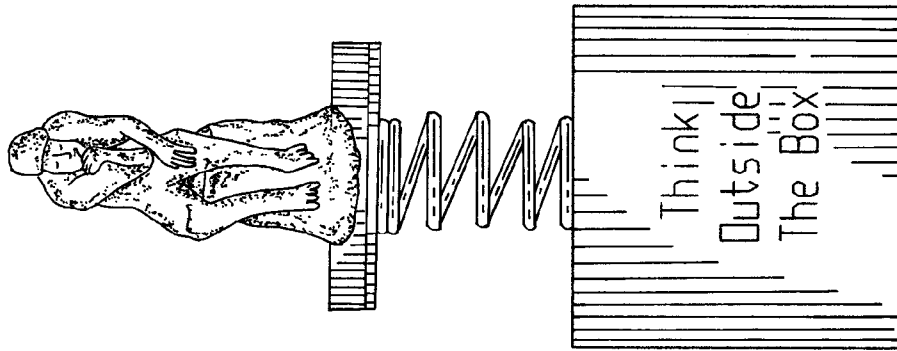


FIG. 3

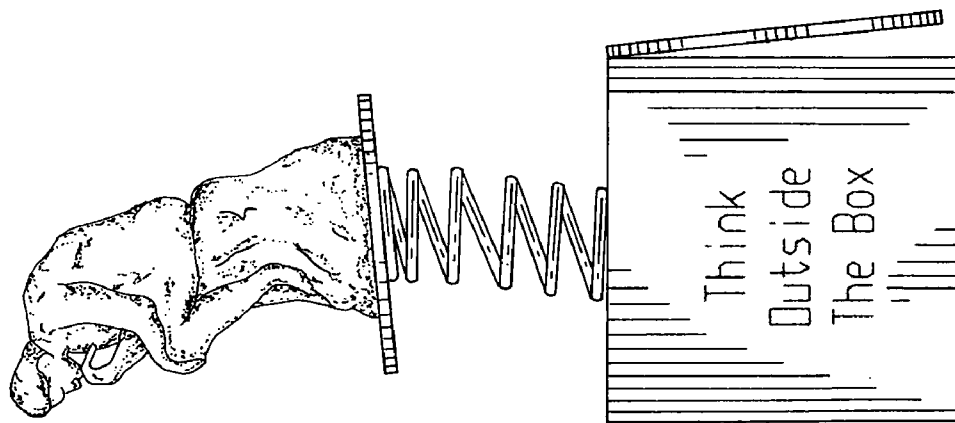


FIG. 4.

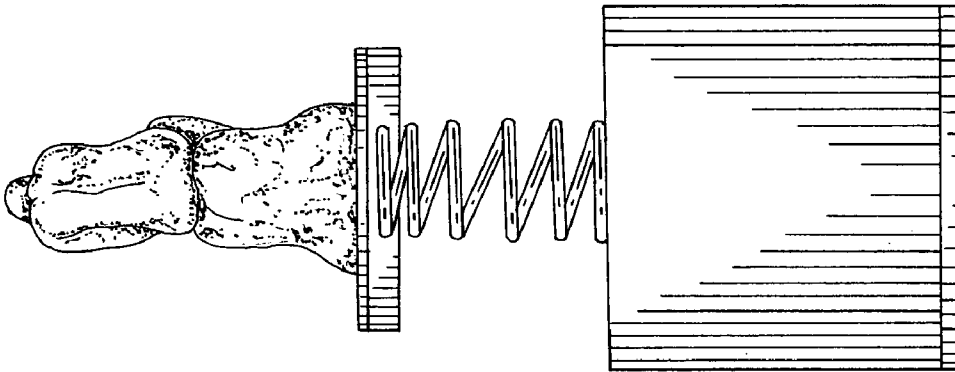


FIG. 5.

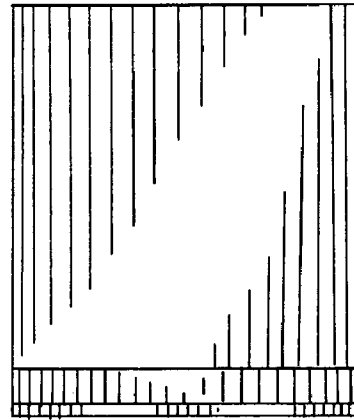


FIG. 6.