



US00D647482S

(12) **United States Design Patent**  
**Hori et al.**

(10) **Patent No.:** **US D647,482 S**

(45) **Date of Patent:** **\*\* Oct. 25, 2011**

(54) **ELECTRICAL CONNECTOR**

(75) Inventors: **Kiichi Hori**, Kanagawa (JP); **Yoshihito Ohkuma**, Kanagawa (JP)

(73) Assignee: **Iriso Electronics Co., Ltd.**, Kanagawa (JP)

(\*\*) Term: **14 Years**

(21) Appl. No.: **29/369,308**

(22) Filed: **Sep. 7, 2010**

(30) **Foreign Application Priority Data**

Mar. 31, 2010 (JP) ..... 2010-007975

(51) **LOC (9) Cl.** ..... **13-03**

(52) **U.S. Cl.** ..... **D13/147**

(58) **Field of Classification Search** ..... D13/147,  
D13/154, 184; 439/79, 108, 378, 497, 567,  
439/607.01, 607.04, 607.07, 607.08, 607.09,  
439/607.11, 607.13, 607.14, 607.25, 607.31,  
439/607.32, 607.36, 607.4, 607.46, 668,  
439/680

See application file for complete search history.

(56) **References Cited**

**U.S. PATENT DOCUMENTS**

D427,975 S \* 7/2000 Zhu et al. .... D13/147  
D507,538 S \* 7/2005 Wang ..... D13/147

D507,780 S \* 7/2005 Wang ..... D13/147  
D585,829 S \* 2/2009 Ko et al. .... D13/147  
2010/0093222 A1 \* 4/2010 He et al. .... 439/638

**FOREIGN PATENT DOCUMENTS**

JP 08-106961 4/1996  
JP 3114089 9/2005

\* cited by examiner

*Primary Examiner* — Daniel Bui

(74) *Attorney, Agent, or Firm* — Lowe Hauptman Ham & Berner, LLP

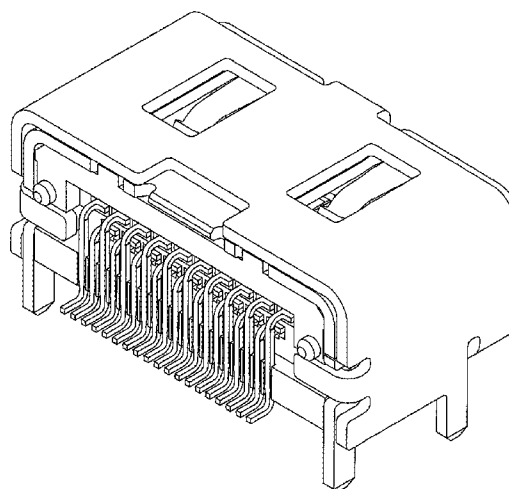
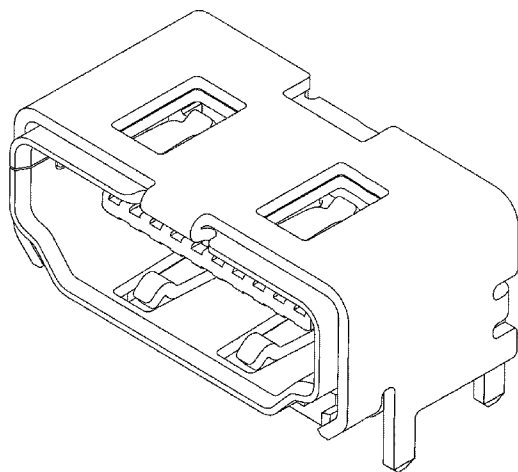
(57) **CLAIM**

The ornamental design for an electrical connector, as shown and described.

**DESCRIPTION**

FIG. 1 is a front elevation view of an electrical connector showing our new design;  
FIG. 2 is a rear elevation view thereof;  
FIG. 3 is a top plan view thereof;  
FIG. 4 is a bottom plan view thereof;  
FIG. 5 is a right side elevation view thereof, the left side elevation view being a mirror image thereto;  
FIG. 6 is a top, front and right side perspective view thereof; and,  
FIG. 7 is a top, rear and left side perspective view thereof.  
The broken line showing in the drawing views is included for the purpose of illustrating environment and forms no part of the claimed design.

**1 Claim, 5 Drawing Sheets**



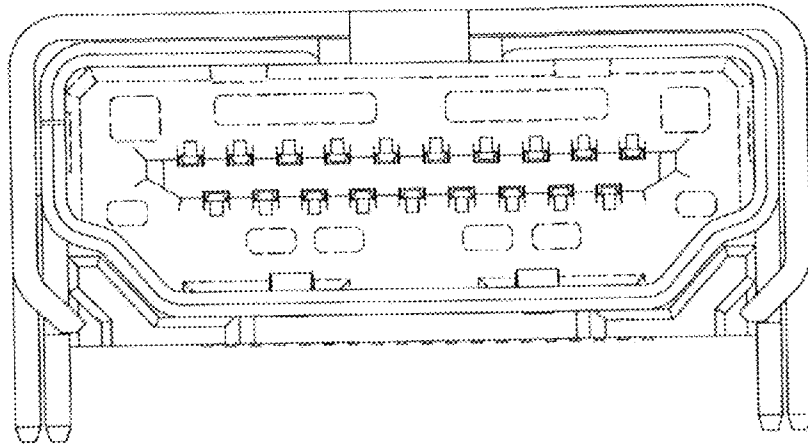


FIG. 1

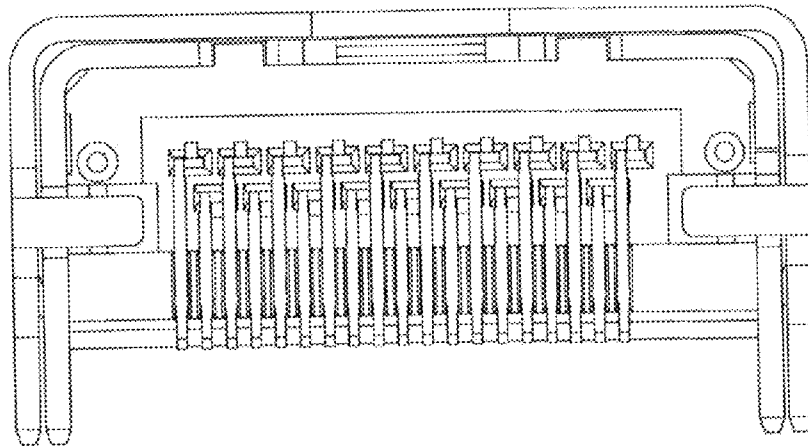


FIG. 2

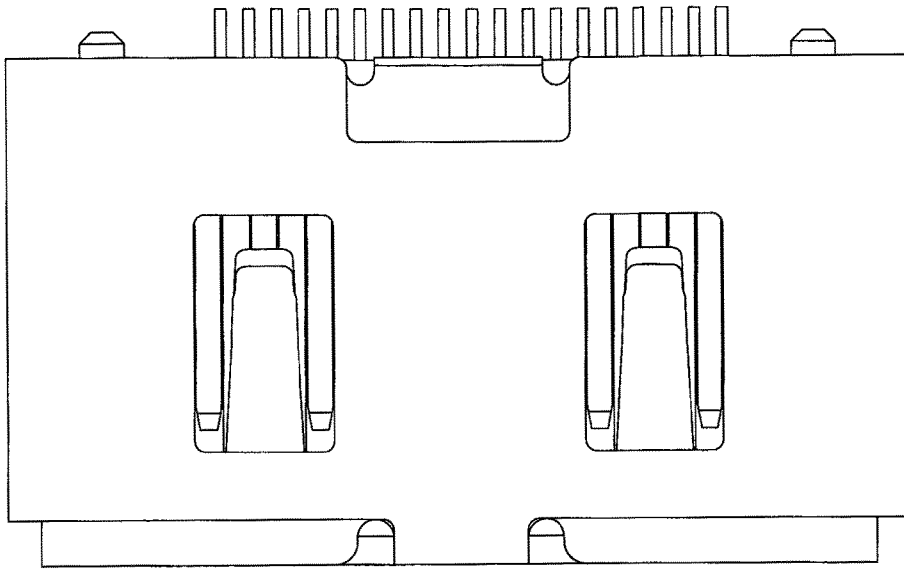


FIG. 3

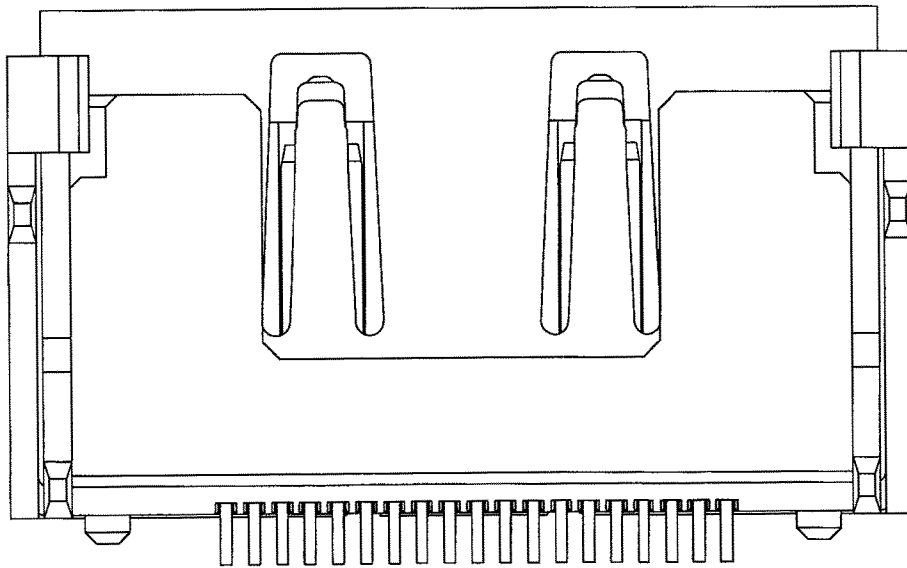


FIG. 4

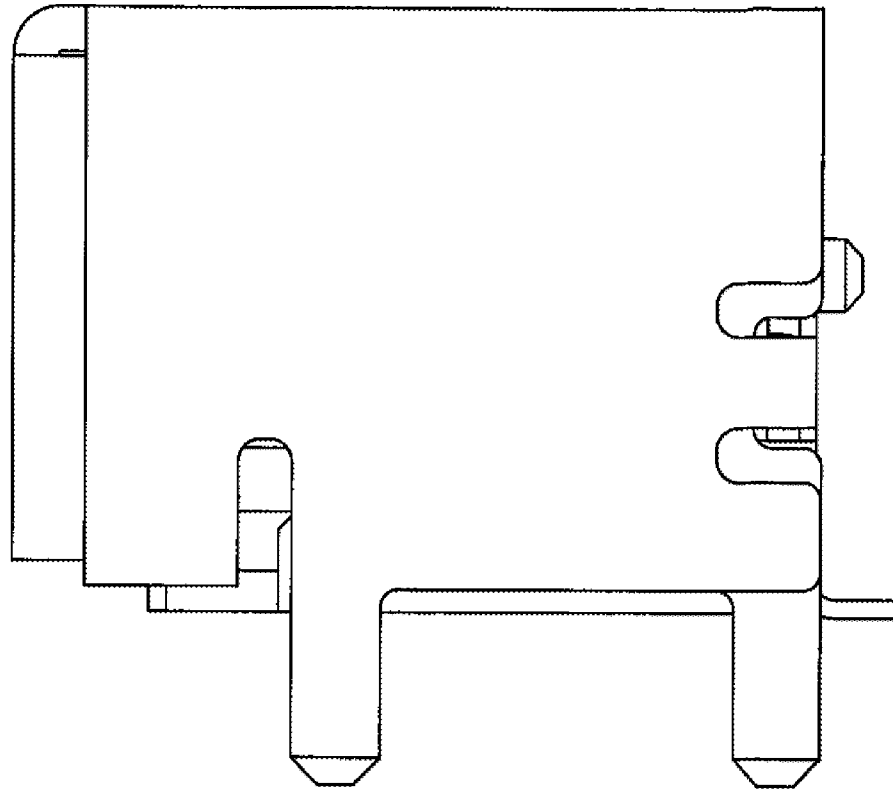


FIG. 5

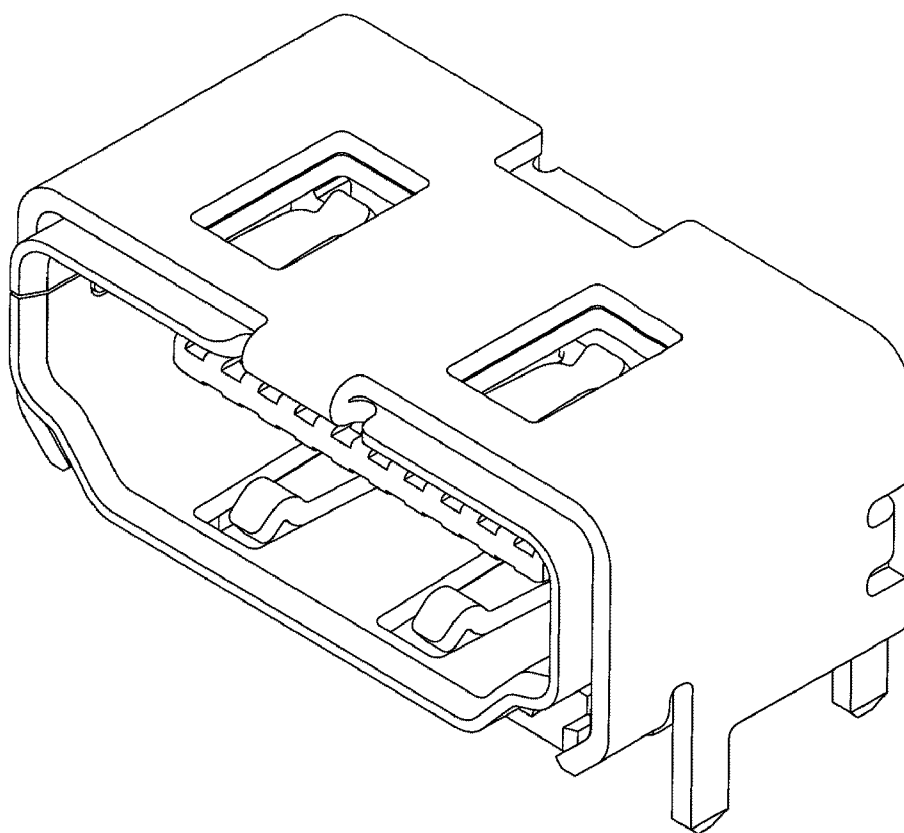


FIG. 6

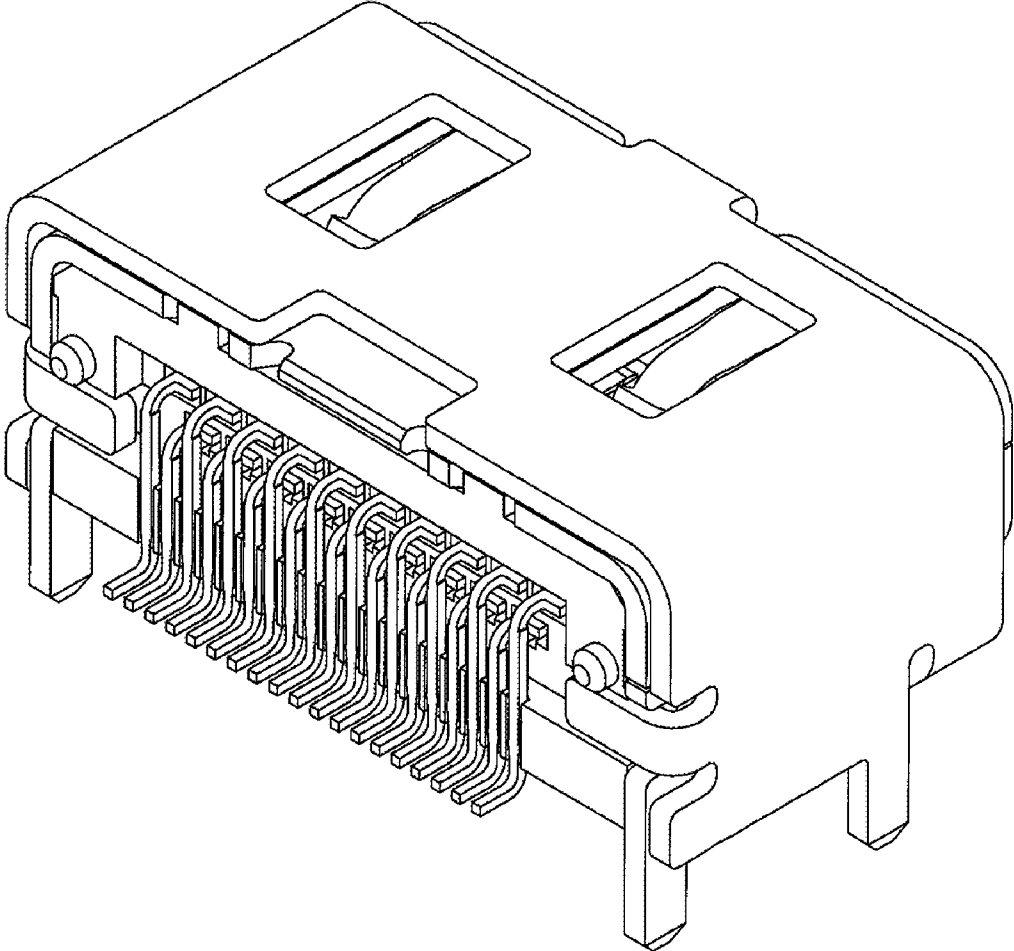


FIG. 7