

(19) **DANMARK**



Patent- og
Varemærkestyrelsen

(12)

Oversættelse af europæisk patentskrift

(10) **DK/EP 2485558 T3**

-
- (51) Int.Cl.: **H 04 L 5/00 (2006.01)** **H 04 B 7/26 (2006.01)** **H 04 L 1/18 (2006.01)**
H 04 W 56/00 (2009.01) **H 04 W 72/12 (2009.01)** **H 04 W 74/04 (2009.01)**
- (45) Oversættelsen bekendtgjort den: **2018-04-23**
- (80) Dato for Den Europæiske Patentmyndigheds bekendtgørelse om meddelelse af patentet: **2018-03-07**
- (86) Europæisk ansøgning nr.: **12166634.1**
- (86) Europæisk indleveringsdag: **2007-01-31**
- (87) Den europæiske ansøgnings publiceringsdag: **2012-08-08**
- (30) Prioritet: **2006-01-31 US 763791 P** **2007-01-23 US 886164 P**
- (62) Stamansøgningsnr: **07762898.0**
- (84) Designerede stater: **AT BE BG CH CY CZ DE DK EE ES FI FR GB GR HU IE IS IT LI LT LU LV MC NL PL PT RO SE SI SK TR**
- (73) Patenthaver: **InterDigital Technology Corporation, 200 Bellevue Parkway , Suite 300, Wilmington, DE 19809, USA**
- (72) Opfinder: **Terry, Stephen E., 15 Summit Avenue, Northport, NY New York 11768, USA**
Wang, Jin, 14 Leicester Court, Princeton, NJ New Jersey 08540, USA
Chandra, Arty, 31 Jeffrey Place, Manhasset Hills, NY New York 11040, USA
Chen, John S., 1160 Bardstown Trail, Ann Arbor, MI Michigan 48105, USA
Zhang, Guodong, 14 Walnut Drive, Syosset, 11791, USA
- (74) Fuldmægtig i Danmark: **Awapatent A/S, Strandgade 56, 1401 København K, Danmark**
- (54) Benævnelse: **Fremgangsmåde og apparat til at tilvejebringe og anvende en ikke-konfliktbaseret kanal i et trådløst kommunikationssystem**
- (56) Fremdragne publikationer:
WO-A1-01/61878
WO-A1-03/024028
WO-A1-2005/039134
WO-A2-2006/020520
US-A1- 2005 238 053

DESCRIPTION

FIELD OF INVENTION

[0001] The present invention relates to wireless communication systems. More particularly, the present invention relates to a method and apparatus for providing and utilizing a non-contention based channel in a wireless communication system.

BACKGROUND

[0002] The Long Term Evolution (LTE) of wideband code division multiple access (WCDMA) third generation (3G) cellular networks is directed to universal mobile telecommunication systems (UMTS) beyond the third generation partnership project (3GPP) Release 7. LTE may also be referred to as evolved UMTS terrestrial radio access (E-UTRA). One of the main technological challenges of such networks is efficient channel usage when there is a varied traffic mix in the system. This may be particularly challenging when the various types of traffic utilize different transmission protocols, such as voice over internet protocol (VoIP), file transfer protocol (FTP), or hypertext transfer protocol (HTTP). For example, in any particular wireless communication system, there may be numerous VoIP users, FTP users, and HTTP users all transmitting simultaneously.

[0003] Additionally, the wireless transmit/receive units (WTRUs) in the system perform a variety of tasks and functions that require access to the transmission medium in order to communicate with a base station. For example, the WTRUs must perform functions such as timing advance, measurement reporting, requesting uplink (UL) physical resource allocation, providing schedule information for downlink (DL) allocation, keep-alive heartbeat, hybrid automatic repeat request (HARQ) feedback and/or Medium Access Control (MAC) or Radio Resource Control (RRC) layer signaling.

[0004] The WTRUs in a wireless communication system could utilize a Random Access Channel (RACH) or physical RACH (PRACH) in order to communicate with the base station to perform these functions. However, a RACH is a contention-based channel, and its use incurs delays that tend to affect quality of service (QoS) and may result in inefficient use of physical resources. A reliance on RACH for interactive applications between transmissions may also negatively impact system capacity.

[0005] Alternatively, the WTRU could utilize a UL shared channel to perform these functions. However, a UL shared channel resource request would first have to be transmitted on a RACH/PRACH, which would be an inefficient use of resources and would add delay to these functions due to the two step procedure.

[0006] In the context of LTE, it would be desirable to utilize an access protocol such as a non-contention based (NCB) channel, which may also be referred to as a "thin" or "dedicated" channel. Thin channels are generally contention-free, or low contention, control channels that are primarily used for access.

[0007] It would therefore be advantageous to provide a method and apparatus for providing and utilizing an NCB channel that would not be subject to the limitations of the current state of the art.

[0008] WO 03/024028 A1 discloses a central controller (CC) of a wireless local area network (LAN), in conjunction with an association operation with a mobile terminal and up on receiving from the mobile terminal (MT) a first control signal (CS1) of a sequence of control signals involved in the association operation, pre-reserves a MAC resource for transmission of at least a further control signal in the sequence. The MAC resource for the further control signal is pre-reserved prior to information for the further control signal being stored in a transmission buffer of the mobile terminal. In essence, judging from the nature of the first control signal, the central controller (CC) anticipates eventuality of the further control signal and pre-reserves the MAC resource for the further control signal. The central controller (CC) pre-reserves the MAC resource to avoid transmission of a separate message to request a MAC resource for the further control signal. In fact, in a preferred embodiment, the central controller (CC) pre-reserves MAC resources for the remaining control signals in the sequence. The association operation for which the pre-reservation occurs can be, for example, an initial association scenario or a handover scenario in which the mobile terminal (MT) is handed over to the central controller (CC).

[0009] WO 2005/039134 discloses embodiments addressing MAC processing for efficient use of high throughput systems. In one aspect, a protocol stack is disclosed comprising one or more of the following: an adaptation layer, a data link control layer, a physical layer, and a layer manager. In another aspect, physical layer feedback is used for adaptation layer processing. In one embodiment, physical layer feedback is used for segmentation. In another embodiment, physical layer feedback is used for multicast mapping onto one or more unicast channels. In another aspect, a data unit for transmission from a first station to a second station comprises zero or more complete sub-data units, zero or one partial sub-data units from a prior transmission, and zero or one partial sub-data units to fill the data unit. In one embodiment, a pointer may be used to indicate the location of any complete sub-data units.

[0010] WO 01/61878 discloses a method for indicating an end of transmitting data frames in order to enable a UTRAN (UMTS (Universal Mobile Telecommunications System) Terrestrial Radio Access Network) to assign a common packet channel to another user equipment (UE) in a UE for a CDMA mobile communication system. The UE requests assignment of any one of a number of common packet channels assignable in the UTRAN; the UE is assigned a common packet channel by the UTRAN in response to the request; the UE sequentially transmits the data frames and their associated control frames over the assigned common packet channel; and the UE transmits at least one control frame, in an appointed field of which a given bit

pattern appointed with the UTRAN is registered, in order to inform the UTRAN of an end of data transmission upon completing data transmission through the data frames.

[0011] US 2005/238053 discloses in addition to dedicated channel signal formation units 101 - 1 to 101 -N, control information channel signal formation unit 110 is provided and this control information channel signal formation unit 110 forms control information for carrying out uplink packet transmission. The control information channel signal formation unit 110 multiplexes control information (RG information, ACK/NACK, etc.) directed to a plurality of communication terminals through a channel encoding section 111 according to a multiplexing rule preset between the base station apparatus and each communication terminal and spreads the control information using a spreading code common to the communication terminals through a spreading section 113 and thereby forms a control information channel signal for uplink packet transmission

SUMMARY

[0012] The present invention is directed to the establishment, maintenance, and utilization of a non-contention based (NCB) channel in a wireless communication system comprising at least one Evolved Node-B (eNB) and a plurality of wireless transmit/receive units (WTRUs). Each NCB channel is dedicated and allocated for use by a particular WTRU in the system for utilization in a variety of functions, and the allocation is communicated to the WTRUs in the system by the eNB. The wireless communication system analyzes the allocation of each NCB channel as required, and each NCB channel is reallocated as required.

BRIEF DESCRIPTION OF THE DRAWINGS

[0013] A more detailed understanding of the invention may be had from the following description of a preferred embodiment, given by way of example and to be understood in conjunction with the accompanying drawings wherein:

Figure 1 shows an exemplary wireless communication system configured in accordance with the present invention;

Figure 2 is a functional block diagram of an eNB and a WTRU of the wireless communication system of Figure 1;

Figure 3 is a flow diagram of a method for establishing and maintaining a non-contention based (NCB) channel with a particular WTRU, in accordance with the present invention;

Figure 4 is an exemplary time-frequency diagram depicting an NCB channel allocation to a plurality of WTRUs, in accordance with the present invention;

Figure 5 is a flow diagram of a method for determining a timing advance using an NCB

channel, in accordance with the present invention;

Figure 6 is a flow diagram of a method for determining scheduling modifications using an NCB channel, in accordance with another embodiment of the present invention;

Figure 7 is a flow diagram of a method of allocating resources using an NCB channel, in accordance with another embodiment of the present invention;

Figure 8 is an exemplary time-frequency diagram depicting an allocation of resources, in accordance with the method of Figure 6;

Figure 9 is an exemplary block diagram depicting a frequency diverse NCB channel allocation in a system comprising a plurality of sub-channels in accordance with the present invention;

Figure 10 is an exemplary time-frequency diagram depicting a time and frequency hopping NCB channel allocation, in accordance with an embodiment of the present invention; and

Figure 11 is an exemplary diagram depicting differing NCB channel requirements for a WTRU, in accordance with an embodiment of the present invention.

DETAILED DESCRIPTION OF THE PREFERRED EMBODIMENTS

[0014] When referred to hereafter, the terminology "wireless transmit/receive unit (WTRU)" includes but is not limited to a user equipment (UE), a mobile station (STA), a mesh point (MP), a fixed or mobile subscriber unit, a pager, a cellular telephone, a personal digital assistant (PDA), a computer, or any other type of user device capable of operating in a wireless environment. When referred to hereafter, the terminology "base station" includes but is not limited to a Node-B, a site controller, an access point (AP), or any other type of interfacing device capable of operating in a wireless environment.

[0015] In general, the present invention is directed to a method and apparatus for establishing, maintaining, and utilizing non-contention based (NCB) dedicated channels. The NCB channels, in a preferred embodiment of the present invention, are channels that are dedicated to a particular WTRU for use during a particular time and may be re-allocated depending on system need. The NCB channel utilization may aid in avoiding latency and inefficient use of physical resources associated with an UL contention based procedure, and may also be used in downlink or in ad-hoc networks.

[0016] Figure 1 shows an exemplary wireless communication system 100 (also referred to hereinafter as "system") configured in accordance with the present invention. The wireless communication system 100 includes a plurality of evolved Node-Bs (eNBs) 110 (designated as eNB₁ and eNB₂) and a plurality of WTRUs 120 (designated WTRU₁, WTRU₂, WTRU₃, and WTRU₄), in wireless communication with the eNBs 110. The WTRUs 120 depicted in the

wireless communication system 100 may comprise any combination of WTRUs, such as STAs, MPs, and the like. In a preferred embodiment, the eNBs 110 provide access to a network to the WTRUs 120 (WTRU₁, WTRU₂, WTRU₃, and WTRU₄) in communication with them. As shown in an exemplary configuration in Figure 1, WTRU₁, WTRU₂, and WTRU₃ are currently in communication with eNB₁ while WTRU₄ is currently in communication with eNB₂. However, any of the WTRUs 120 may be in communication with either of the eNBs 110, apart from what is depicted in Figure 1.

[0017] Figure 2 is a functional block diagram of the eNB 110 and a WTRU 120 of the wireless communication system 100 of Figure 1. As shown in Figure 2, the eNB 110 and WTRU 120 are in wireless communication with one another, and are configured to utilize an NCB channel in the wireless communication system 100. In one example, the WTRU 120 may be a mobile STA or an MP in communication with the eNB 110, which provides access to a network for the WTRU 120.

[0018] In addition to the components that may be found in a typical eNB, the eNB 110 includes a processor 115, a receiver 116, a transmitter 117, and an antenna 118. The processor 115 is configured to establish, maintain and utilize an NCB channel in accordance with the present invention. The receiver 116 and the transmitter 117 are in communication with the processor 115. The antenna 118 is in communication with both the receiver 116 and the transmitter 117 to facilitate the transmission and reception of wireless data.

[0019] Similarly, in addition to the components that may be found in a typical WTRU, the WTRU 120 includes a processor 125, a receiver 126, a transmitter 127, and an antenna 128. The processor 125 is configured to establish, maintain and utilize an NCB channel in accordance with the present invention. The receiver 126 and the transmitter 127 are in communication with the processor 125. The antenna 128 is in communication with both the receiver 126 and the transmitter 127 to facilitate the transmission and reception of wireless data.

[0020] Figure 3 is a flow diagram of a method 300 for establishing and maintaining an NCB channel with a particular WTRU, in accordance with the present invention. In step 310, the NCB channel is established and allocated. The NCB channel may be configured by the eNB 110. For example, a network operator may identify certain radio resource management (RRM) parameters that are used by the eNB 110 to determine the NCB channel configuration and when it is established and reconfigured.

[0021] In the establishment of the NCB channel, the duration and periodicity of the channel may be configured. In a preferred embodiment, the duration may be infinite. Additionally, the system or WTRU 120 may have the ability to terminate or reconfigure the allocated NCB channel. In the infinite case, signaling from either the eNB 110 or the WTRU 120 may terminate the NCB channel allocation.

[0022] The NCB channel may be allocated to a particular WTRU 120 for a given duration. The

duration may be a subset of time for the WTRU 120 to utilize the NCB channel or the WTRU 120 may be assigned a periodic interval for usage of the NCB channel. It should also be noted that any combination of the above allocations may be utilized, and the durations and/or periodic operation may include the physical resources allocated being time multiplexed among a plurality of WTRUs 120.

[0023] The wireless communication system 100 may utilize a number of characteristics in configuring the NCB channel. For example, the NCB channel may be configured to support functions such as timing advance, measurement reporting, UL physical resource requesting, providing information for DL resource scheduling, keep-alive heartbeat, hybrid automatic repeat request (HARQ) feedback and/or Medium Access Control (MAC) or Radio Resource Control (RRC) layer signaling, all of which are described herein following. Furthermore, the NCB channel may be configured to support a combination of functions. For example, a particular WTRU 120 performing a scheduling request may also be concurrently providing measurement reporting or concurrently providing a synchronization burst to perform timing advance. Accordingly, any combination of these functions may be performed in a common signaling procedure. Therefore, any number of functions may be performed concurrently on a configured NCB channel. In another embodiment, a periodic NCB channel may be configured following a predefined period during which no UL transmissions have been occurring.

[0024] Additionally, the service types such as Voice over IP (VoIP) or internet gaming, the Quality of Service (QoS) requirements for services currently active on the WTRU 120 may be utilized, as well as the activity rate of those services.

[0025] The configuration of the NCB channel may also include multiplexing it in the frequency domain, such as through frequency division multiplexing (FDM). The NCB channel may also be multiplexed in the code domain by using spreading codes, in the time domain, and in the space domain using spatial division multiplexing (SDMA) or other MIMO techniques. Furthermore, the NCB channel may be multiplexed by any combination of the above multiplexing techniques.

[0026] In this way, physical resources utilized by the NCB channel may be configured for use by more than one WTRU 120 at various times without being contended for by those WTRUs 120 during any particular period of time. For example, the NCB channel may be allocated to WTRU₁ for a particular periodicity and/or duration, and allocated to WTRU₂ for another periodicity and/or duration. Accordingly, the NCB channel is typically dedicated to a particular WTRU 120 at a particular moment in time, but shared among a plurality of WTRUs 120 over various periods in time.

[0027] Still referring to Figure 3, the NCB channel allocation is transmitted to the WTRUs 120 in the wireless communication system 100 by the eNB 110 (step 320) with which the WTRUs 120 are in communication. In the example depicted in Figure 1, eNB₁ transmits the NCB channel allocation to WTRU₁, WTRU₂, and WTRU₃, while eNB₂ transmits the NCB channel allocation to WTRU₄. This transmission, or communication, may be included in the downlink

(DL) common control channel signaling or a dedicated control channel signal mapped to a DL shared channel among the WTRUs 120.

[0028] Alternatively, the NCB channel may be allocated by the DL common control channel as other uplink (UL) shared channel allocations. Additionally, where the NCB channel is a control channel separate from the UL shared channel used for user data transmissions, a logical control channel mapped to the DL shared channel may be utilized.

[0029] Figure 4 is an exemplary time-frequency diagram 400 depicting an allocation of NCB channels (designated 430, 440, and 450) to a plurality of WTRUs 120, in accordance with an embodiment of the present invention. In particular, NCB channel 430 may be dedicated to WTRU₁, NCB channel 440 may be dedicated to WTRU₂, and NCB channel 450 may be dedicated to WTRU₃. Accordingly, in the present example, WTRU₁ accesses eNB₁ on NCB channel 430, WTRU₂ accesses eNB₁ on NCB channel 440, and WTRU₃ accesses eNB₁ on NCB channel 450, whereby the WTRUs 120 do not need to contend with one another for access to the eNB 110.

[0030] As shown in Figure 3, the allocation of the NCB channel is analyzed by the wireless communication system 100 (step 330) to ensure an optimal allocation. For example, the wireless communication system 100 may analyze the amount of time the currently allocated NCB channel has remained idle, or the QoS requirements for the various WTRUs 120 in the system 100. Alternatively, the system 100 may determine that the NCB channel should be reconfigured upon reception of channel allocation signaling whereby data capacity may need to be increased or decreased. If the system 100 determines that a reconfiguration or reallocation is required based on the analysis (step 340), then the system 100 may reconfigure the allocation of the NCB channel, and transmit the updated NCB channel allocation to the WTRUs 120 in the system (step 350).

[0031] Figure 5 is a flow diagram of a method 500 for determining a timing advance using an NCB channel, in accordance with the present invention. In step 510, the WTRU 120 transmits a synchronization burst to the eNB 110 over the NCB channel allocated to the WTRU 120. This synchronization burst may be transmitted periodically or dynamically based on specific triggering events. Since timing advance is relative to signal propagation delay and a maximum WTRU speed is known, a periodicity requirement of timing advance bursts can be calculated and matched with the configured periodicity of the NCB channel. Preferably, the synchronization bursts are coordinated with the time intervals that the NCB channel exists for that particular WTRU 120.

[0032] The eNB 110 receives the synchronization burst from the WTRU 120 and performs timing estimation to determine whether or not a timing advance (TA) adjustment is needed to maintain physical synchronization between the WTRU 120 and the eNB 110 (step 520). If a TA adjustment is needed (step 520), then the eNB transmits a TA command to the particular WTRU 120 (step 530). This TA command may be sent on the DL common control channel or on a control channel mapped to a DL shared channel assigned to the particular WTRU 120.

[0033] Since a periodic NCB channel may be configured following a predefined period during which no UL transmissions have been occurring, the NCB channel can be dynamically allocated, or established, during periods of UL inactivity to maintain synchronization. By maintaining synchronization during periods of inactivity with the NCB channel, transmission may be restarted with reduced latency which allows QoS requirements to be better maintained.

[0034] Figure 6 is a flow diagram of a method 600 for determining DL scheduling modifications using an NCB channel, in accordance with another embodiment of the present invention. The WTRU 120 transmits a burst to the eNB 110 over the NCB channel reporting the DL channel quality measurements (step 610). When the eNB 110 receives the channel quality measurements, the eNB 110 analyzes them to determine whether or not modifications, or adjustments, to DL scheduling need to be made (step 620). DL channel quality measurements may be reported periodically or dynamically based on triggering events. Preferably, channel quality reporting coincides with the configured allocation of the NCB channel. Use of the NCB channel for WTRU measurement reporting provides a more efficient use of physical resources and provides UL information signaling with reduced latency compared to use of a RACH, or dynamically requesting a UL shared channel for this purpose. If a DL scheduling modification is needed (step 630), then the eNB 110 transmits the new DL channel scheduling assignments to the WTRU 120 (step 640).

[0035] In the embodiment shown in Figure 6, the NCB channel may be periodically configured or event triggered for UL measurement reporting. Accordingly, as described above, this use of the NCB channel may coincide with other concurrent functions or uses of the NCB channel, such as timing advance, scheduling requests, measurement reporting and the like.

[0036] Figure 7 is a flow diagram of a method 700 of requesting UL resources using an NCB channel, in accordance with another embodiment of the present invention. In step 710, one or more WTRUs 120 transmit a scheduling request for UL channel access on their dedicated NCB channel that has been configured and allocated for them. In the present embodiment, the NCB channel may be periodically configured or even triggered for support of scheduling requests. Additionally, the occurrence of scheduling requests may coincide with other NCB channel uses, such as timing advance, channel measurement reporting and the like.

[0037] Referring back again to Figure 4, the transmitted request in step 710 of Figure 7 may be a burst transmitted by one of the WTRUs 120 on its respective NCB channel (430, 440, or 450) requesting an allocation of UL physical resources whereby the presence of the burst itself is indicative of the resource allocation request for that particular WTRU 120. Alternatively, the burst may be an indication which, for example, may only include one bit of information, such as a "zero (0)" or a "one (1)" that indicates whether or not a resource allocation is needed. The burst may also include information related to the resource allocation request, such as the amount of UL data the particular WTRU 120 will need to transmit, the priority of the data, the QoS, latency requirement, BLER requirement and the like.

[0038] The NCB may be configured with periodic operation with or without a specified duration. Preferably, the UL channel allocation request will coincide with the periodic operation of the NCB channel. If an urgent UL resource request is required and an NCB is not available, the RACH may be used. The UL resource request method may coincide with the timing advance method 500, or measurement reporting method 600. In these cases the NCB channel provides multiple purposes in a common UL transmission.

[0039] Based on the UL resource request, a proper allocation of resources is determined and the eNB 110 transmits the UL shared access grant to the one or more WTRUs 120 on a DL common control channel (step 720), as shown in Figure 7.

[0040] For purposes of example, Figure 8 is an exemplary time-frequency diagram 800 depicting an allocation of physical resources, in accordance with step 720 of the method 700 of Figure 7. Figure 8 is a time-frequency diagram 800 that includes an allocated resources portion 830 and an allocated resource blocks portion 840. In the present example, the allocated resources portion 830 depicts a resource allocation for WTRU₁ (831), a resource allocation for WTRU₂ (832), and a resource allocation for WTRU₃ (833). In this manner, the resource allocation may be determined implicitly by the WTRUs 120 based on the resource utilized for the access grant in the DL transmission.

[0041] Alternatively, the resource allocations 831, 832, and 833 may correspond to allocated resource blocks in the allocated resource blocks portion 840. For example, referring again to Figure 8, resource allocation 831 corresponds to a single resource block 844 allocated for WTRU₁. However, resource allocation 832 corresponds to three (3) resource blocks 845 that are allocated for WTRU₂, while resource allocation 833 corresponds to two (2) resource blocks 846 that are allocated for WTRU₃. It should be noted that the resource block allocation shown in Figure 8 is exemplary and any particular resource allocation may correspond to a single resource block or to a plurality of resource blocks. An identifier (ID) for the particular WTRU 120 that is allocated a resource block may be included to identify to the WTRU 120 which resource block belongs to it. Alternatively, the DL control channel may be common to a plurality of WTRUs 120.

[0042] In any event, the resource allocation is identified to the WTRU 120 as to any period that the resource is allocated for that WTRU 120, as well as where that allocation exists. For example which resource blocks are allocated to a particular WTRU 120 is identified to the WTRU 120.

[0043] Once particular WTRUs 120 receive their shared channel access grants in the DL, the WTRUs 120 transmit over their allocated channels or resource blocks (step 730).

[0044] In yet another embodiment, the NCB channel may be utilized for keep-alive heartbeat. For example, the WTRU 120 transmits a periodic keep-alive signal over the NCB channel that is utilized by the system to detect a failure of the radio link between the WTRU 120 and the

eNB 110. In this manner, the system can institute any action required to restore any lost connectivity with this particular WTRU 120 as well as recover any resources that are allocated to the WTRU 120. Additionally, as with various other NCB channel functions and uses, signaling for the keep-alive heartbeat may be combined with other NCB channel functions whose UL channel requirement coincides. For the purposes of a keep-alive signal a similar NCB channel may be allocated in the DL so that the WTRU may take proper actions required following a link failure.

[0045] In another embodiment, the NCB channel may be utilized for HARQ feedback. For example, in response to HARQ transmissions, the NCB channel may be utilized for transmission of positive (successful) or negative (unsuccessful) acknowledgements (ACKs). Additionally, the process number or any other HARQ parameters used to coordinate HARQ transmissions may be transmitted over the NCB channel, depending on the HARQ method. The NCB channel may be particularly useful in the case of synchronous HARQ operation where periodic feedback may be aligned with the periodic configuration of the NCB channel.

[0046] In another alternative embodiment, the NCB channel may be utilized for MAC signaling, RRC signaling and/or small amounts of user data. Additionally, coordination of the MAC and/or RRC layer operation may be achieved over the NCB channel. In these cases, procedures with known frequency may be mapped to the NCB channel to optimize the use of physical resources. The WTRUs 120 may also transmit small amounts of data on their allocated NCB channel. In this manner, the NCB channel may be used by WTRUs 120 to transmit small amounts of user data when shared channel or other alternate channel is not available/allocated. Allowing user data on the NCB channel reduces transmission latency and improves QoS.

[0047] In order to provide resilience against frequency selective fading, the UL NCB channels may comprise several sub-channels in an XFDMA system, such as an orthogonal frequency-division multiple-access (OFDMA) or single carrier (SC) FDMA system (SC-FDMA). In one subframe of an XFDMA system, there are short blocks (SB) and long blocks (LB). An SB is typically used to transmit the reference signals and an LB is typically used to transmit data packets. The reference signals provide a complete view of the channel layout in one OFDM subframe for a particular WTRU 120, and may also be utilized for channel measurements to determine the severity of the frequency selective fading. Accordingly, it can be used to determine how diverse in frequency the NCB channel allocation will need to be.

[0048] Figure 9 is an exemplary block diagram 900 depicting a frequency diverse NCB channel allocation in a system comprising a plurality of sub-channels, in accordance with the present invention. For example, as depicted in Figure 9, the NCB channel allocations for WTRU₁ and WTRU₂ are shown spread over a plurality of sub-channels that may exist in a single resource block or in a fraction of a resource block. Then the NCB channel is allocated in a distributed manner based on the UL channel measurements.

[0049] Further efficiency may be achieved in the utilization of the NCB channel where the

resource is changed for a particular WTRU 120. For example, the NCB resource allocation may be changed according to a pre-configured time and/or frequency hopping pattern. An NCB channel with a very small amount of channel resources may not have good frequency diversity even if the NCB channel is spread as wide as possible in the frequency domain. Therefore, applying time and/or frequency hopping may further improve the diversity and ensure the NCB channel is received properly at a receiver side.

[0050] Figure 10 is an exemplary time-frequency diagram 1000 depicting a time and frequency hopping NCB channel allocation, in accordance with an embodiment of the present invention. In different subframes, where the resource is allocated to a particular WTRU 120, the frequency allocation of the resource for an NCB channel will change across subframes. This frequency allocation change is based on the hopping pattern in the time and/or frequency domain, which is pre-configured during the NCB allocation phase. This is another alternative embodiment for physical realization of the NCB channel. The frequency/timing hopping pattern is an important message when signaling NCB channel allocation for a particular WTRU 120 so that it can transmit using the NCB channel according to that hopping pattern. Likewise, the eNB 110 can receive signaling by following the same pattern in a coordinated way.

[0051] The NCB channel may be further configured by the eNB 110 transmitting control messages to the WTRU 120. For example, the eNB 110 may transmit a resource message relating to sub-carriers, space (antenna beams), slots, or codes. Additionally, the eNB 110 may transmit a hopping sequence, such as an index of a prescribed set of hopping sequences to the WTRU 120 to which the NCB channel is allocated.

[0052] In an additional embodiment, the NCB channel may be allocated along with both real time (RT) and non real time (NRT) services to assist dynamic, semi-dynamic, persistent or semi-persistent scheduling for the services.

[0053] For NRT services, the NCB channel may be allocated to support dynamic scheduling. For example, the NCB channel may be used for timing advance, periodic measurement reporting, UL physical resource requesting, UL traffic status reporting, providing information for DL resource scheduling, HARQ feedback and/or MAC/RRC layer signaling, and the like. The NCB channel supporting dynamic or semi-dynamic scheduling may be configured at the beginning of the dynamic or semi-dynamic scheduling of an NRT service for one WTRU, or in the middle of the scheduling. Also the NCB channel can be terminated, modified or extended as situations such as WTRU mobility or channel conditions change.

[0054] An NCB channel for some particular applications may have consistent periodicity from the beginning of the scheduling allocation of the NCB. Alternatively, the NCB channel for other particular applications may start its periodicity at a certain time after each bursty transmission.

[0055] For example, in the former case, timing advance and measurement reporting may require continuous reporting to support accurate scheduling decisions. However, a HARQ ACK/NAK feedback does not necessarily need to maintain its periodicity from the beginning of

the scheduling, and the NCB channel can therefore start a certain time after one bursty transmission for several times unless successful reception is declared.

[0056] The duration of the NCB channel may be terminated before its allocated life cycle expires or be extended based on system demand. Termination of an existing NCB may be signaled through an indication from the eNB 110 via an RRC message, MAC signaling (such as a MAC header) or layer 1 or layer 2 (L1/L2) signaling. In one example, the indication can simply be an "OFF (0)" signal.

[0057] The termination of the NCB channel allocation can be explicitly or implicitly signaled. For example, at the end of voice silent period, the WTRU 120 sends a voice activity change indication to eNB 110 over the NCB channel. The eNB 110 then allocates new persistent UL radio resources for voice activity over the DL scheduling channel. Upon receiving the UL resource allocation on the DL scheduling channel, the WTRU 120 may implicitly detect the termination of existing NCB channel allocations. Alternatively, one explicit indication can be sent from the eNB 110 to the WTRU 120 to signal the termination.

[0058] An extension of the NCB channel may be for substantially the same duration as the previous allocation or for a different duration, either longer or shorter. The extension may also include a configuration of new time and frequency allocation patterns, such as frequency hopping.

[0059] The periodicity of the NCB channel may be determined based on the application of the NCB channel. For example, in a WTRU high mobility scenario, a high periodicity NCB channel should be allocated to support UL timing maintenance. How often measurement reports should be sent to the eNB 110 are also determined based on the application of the NCB channel.

[0060] Figure 11 is an exemplary diagram depicting differing NCB channel requirements for a WTRU, in accordance with an embodiment of the present invention. Referring to Figure 11, more than one NCB channel may simultaneously be allocated to a particular WTRU 120 for different scheduling purposes. These different NCB channels may have different configurations. For example, among other things, NCB channel periodicity and channel capacity may be configured to meet different requirements.

[0061] In a voice silent period, there may be NCB channels used to maintain UL timing, to send voice activity reports, to send measurement reports, to send UL scheduling requests and to send voice silence indication detections (SIDs), and the like to eNB 110. However, the periodicity for SID packets in the UL is every 160 milliseconds (ms), which may be different from the periodicity required for other functions. For example, the periodicity for a UL timing advance function may be either shorter or longer than the periodicity for sending SIDs. Also, radio resources used for SID packets and other UL utility purposes are different, which again requires different NCB channel configurations. Accordingly, different NCB channel configurations and allocations for different system requirements may be required. On the other hand, applications with similar resource and periodicity requirements may be grouped into one

NCB channel configuration and allocation.

[0062] Additionally, there may be different application requirements for one WTRU where an NCB channel with one periodicity is allocated. In this case, the NCB channel may be configured with different radio resource allocations for different intervals within one NCB allocation. For example, a SID packet interval may coincide with other UL functions such as a UL scheduling request, timing maintenance and measurement reporting, and the like, for example every 160 ms. However, if at 160 ms intervals there are more radio resources needed to accommodate extra SID packet needs, the eNB 110 may allocate more radio resources at 160 ms intervals, and less resources at non-160 ms intervals. In doing so, the eNB 110 does not need to always allocate the maximum radio resources for all the NCB channel intervals to accommodate all different scenarios, thereby making resource utilization much more efficient.

[0063] Additionally, the NCB channel should be maintained during handovers from one base station to another. To this end, a source base station exchanges signaling with a target base station to allocate the NCB channel for the WTRU 120 in the target cell to which the WTRU is being handed over. This may be accomplished by transmission via a common control channel in the source cell or a shared channel allocated to a particular WTRU 120 to convey target cell NCB channel information to the particular WTRU 120. The information may include NCB channel resources in the target cell, hopping patterns in the target cell, or the timing advance, such as the timing difference between the source and target cells. The timing difference between cells in this case may be computed by the system and transmitted to the WTRU 120 about to be handed over by the source or target base station.

[0064] The present invention may be implemented in any type of wireless communication system, as desired. By way of example, the present invention may be implemented in any type of 802 type system, XFDMA, SC-FDMA, OFDMA, E-UTRA, LTE or any other type of wireless communication system.

[0065] Additionally, the features of the present invention may be implemented by software, may be incorporated into an integrated circuit (IC) or be configured in a circuit comprising a multitude of interconnecting components. Additionally, the processors 115/125 of the eNB 110 and WTRU 120, respectively, may be configured to perform the steps of any of the methods described above. The processors 115/125 may also utilize the receivers 116/126, transmitters 117/127, and antennas 118/128, respectively, to facilitate wirelessly receiving and transmitting data.

[0066] Although the features and elements of the present invention are described in the preferred embodiments in particular combinations, each feature or element can be used alone without the other features and elements of the preferred embodiments or in various combinations with or without other features and elements of the present invention. The methods or flow charts provided in the present invention may be implemented in a computer program, software, or firmware tangibly embodied in a computer-readable storage medium for execution by a general purpose computer or a processor. Examples of computer-readable

storage mediums include a read only memory (ROM), a random access memory (RAM), a register, cache memory, semiconductor memory devices, magnetic media such as internal hard disks and removable disks, magneto-optical media, and optical media such as CD-ROM disks, and digital versatile disks (DVDs).

[0067] Suitable processors include, by way of example, a general purpose processor, a special purpose processor, a conventional processor, a digital signal processor (DSP), a plurality of microprocessors, one or more microprocessors in association with a DSP core, a controller, a microcontroller, Application Specific Integrated Circuits (ASICs), Field Programmable Gate Arrays (FPGAs) circuits, any integrated circuit, and/or a state machine.

[0068] A processor in association with software may be used to implement a radio frequency transceiver for use in a wireless transmit receive unit (WTRU), user equipment, terminal, base station, radio network controller, or any host computer. The WTRU may be used in conjunction with modules, implemented in hardware and/or software, such as a camera, a videocamera module, a videophone, a speakerphone, a vibration device, a speaker, a microphone, a television transceiver, a handsfree headset, a keyboard, a Bluetooth module, a frequency modulated (FM) radio unit, a liquid crystal display (LCD) display unit, an organic light-emitting diode (OLED) display unit, a digital music player, a media player, a video game player module, an Internet browser, and/or any wireless local area network (WLAN) module.

Embodiments

[0069]

1. 1. A method for providing a non-contention based (NCB) channel to a plurality of wireless transmit/receive units (WTRUs) in a wireless communication system.
2. 2. The method of embodiment 1, further comprising an evolved Node-B (eNB).
3. 3. A method as in any preceding embodiment, further comprising establishing an NCB channel.
4. 4. A method as in any preceding embodiment, further comprising allocating an NCB channel to a first WTRU.
5. 5. A method as in any preceding embodiment, further comprising determining whether a reallocation of an NCB channel is required.
6. 6. A method as in any preceding embodiment, further comprising reallocating an NCB channel based upon a reallocation determination.
7. 7. A method as in any preceding embodiment, further comprising transmitting an NCB channel allocation to a first WTRU.
8. 8. A method as in any preceding embodiment, further comprising configuring an NCB channel.
9. 9. A method as in any preceding embodiment wherein a duration of an NCB channel is configured.
10. 10. A method as in any preceding embodiment wherein a duration of an NCB channel is

configured for an infinite time.

11. 11. A method as in any preceding embodiment wherein a duration of an NCB channel is configured for a period of time.
12. 12. A method as in any preceding embodiment an NCB channel is configured to exist at periodic intervals.
13. 13. A method as in any preceding embodiment wherein an NCB channel is allocated to a first WTRU at a first periodic interval and reallocated to a second WTRU for a second periodic interval.
14. 14. A method as in any preceding embodiment wherein a configuration of an NCB channel is based upon at least one of the following functions: timing advance, measurement reporting, physical resource requesting, schedule requesting, keep-alive heartbeat, hybrid automatic repeat request (HARQ) feedback and medium access control (MAC)/radio resource control (RRC) layer signaling.
15. 15. A method as in any preceding embodiment wherein a configuration of an NCB channel is based upon a combination of the functions timing advance, measurement reporting, physical resource requesting, schedule requesting, keep-alive heartbeat, HARQ feedback and MAC/RRC layer signaling.
16. 16. A method as in any preceding embodiment wherein a configuration of an NCB channel is based upon at least one of a quality of services (QoS) requirement for services currently active on a particular WTRU in the wireless communication system, a type of service, and an activity rate of the currently active services.
17. 17. A method as in any preceding embodiment wherein an NCB channel is configured as a low rate shared channel.
18. 18. A method as in any preceding embodiment, further comprising a first WTRU transmitting data over an NCB channel.
19. 19. A method as in any preceding embodiment wherein an NCB channel is configured to provide signaling within a physical channel control field.
20. 20. A method as in any preceding embodiment wherein an NCB channel is configured to provide signaling within a media access control (MAC) layer.
21. 21. A method as in any preceding embodiment wherein an NCB channel is configured to provide signaling within a radio resource controller (RRC) layer.
22. 22. A method as in any preceding embodiment, further comprising multiplexing an NCB channel.
23. 23. A method as in any preceding embodiment wherein an NCB channel is multiplexed in the frequency domain.
24. 24. A method as in any preceding embodiment wherein an NCB channel is multiplexed using frequency division multiplexing (FDM).
25. 25. A method as in any preceding embodiment wherein an NCB channel is multiplexed in the code domain.
26. 26. A method as in any preceding embodiment wherein an NCB channel is multiplexed in the code domain using spreading codes.
27. 27. A method as in any preceding embodiment wherein an NCB channel is multiplexed in the time domain.
28. 28. A method as in any preceding embodiment wherein an NCB channel is multiplexed

in the space domain.

29. 29. A method as in any preceding embodiment wherein an NCB channel is multiplexed using spatial division multiplexing (SDMA).
30. 30. A method as in any preceding embodiment, further comprising reallocating an NCB channel to a second WTRU.
31. 31. A method as in any preceding embodiment, further comprising terminating an NCB channel allocation.
32. 32. A method as in any preceding embodiment wherein a first WTRU terminates an NCB channel allocation.
33. 33. A method as in any preceding embodiment wherein an eNB terminates an NCB channel allocation.
34. 34. A method as in any preceding embodiment, further comprising transmitting an NCB channel allocation to a first WTRU via downlink (DL) common control signaling.
35. 35. A method as in any preceding embodiment, further comprising transmitting an NCB channel allocation to a first WTRU via a dedicated control channel signal that is mapped to a DL shared channel.
36. 36. A method as in any preceding embodiment wherein an NCB channel is allocated by a DL common control channel as UL shared channel allocations.
37. 37. A method as in any preceding embodiment, further comprising analyzing an NCB channel allocation.
38. 38. A method as in any preceding embodiment, further comprising determining a reallocation is required due to a changing type of service requirement or a QoS requirement.
39. 39. A method as in any preceding embodiment, further comprising determining a reallocation is required due to an NCB channel remaining idle for a particular period of time.
40. 40. A method as in any preceding embodiment, further comprising determining a reallocation is required due to a requirement for increased or decreased data capacity.
41. 41. A method as in any preceding embodiment, further comprising transmitting a reallocation determination to WTRUs in the wireless communication system.
42. 42. A method as in any preceding embodiment, further comprising a first WTRU transmitting a synchronization burst or existing data packet to an eNB over an NCB channel.
43. 43. A method as in any preceding embodiment, further comprising an eNB determining whether a timing advance (TA) adjustment is needed.
44. 44. A method as in any preceding embodiment, further comprising an eNB transmitting a TA adjustment command to a first WTRU depending upon a determination of whether a TA is needed.
45. 45. A method as in any preceding embodiment wherein an eNB determines that a TA adjustment is needed in order to maintain a physical synchronization between an eNB and a first WTRU.
46. 46. A method as in any preceding embodiment wherein a TA command is transmitted to a first WTRU on a DL common control channel.
47. 47. A method as in any preceding embodiment wherein a TA command is transmitted on

- a control channel mapped to a DL shared channel assignment among WTRUs.
48. 48. A method as in any preceding embodiment wherein a synchronization burst is transmitted following a predefined period during which UL transmissions have not been occurring.
 49. 49. A method as in any preceding embodiment, further comprising a first WTRU transmitting channel quality measurements to an eNB over an NCB channel.
 50. 50. A method as in any preceding embodiment, further comprising an eNB analyzing channel quality measurements.
 51. 51. A method as in any preceding embodiment, further comprising an eNB determining whether scheduling modifications are needed.
 52. 52. A method as in any preceding embodiment, further comprising an eNB transmitting new DL scheduling assignments to a first WTRU based upon a determination of whether scheduling modifications are needed.
 53. 53. A method as in any preceding embodiment wherein an eNB transmits new DL scheduling assignments over a DL control channel.
 54. 54. A method as in any preceding embodiment, further comprising a first WTRU transmitting a request for resources over an NCB channel.
 55. 55. A method as in any preceding embodiment, further comprising a first WTRU monitoring DL common control channels.
 56. 56. A method as in any preceding embodiment, further comprising determining an allocation of resources for a first WTRU by the wireless communication system.
 57. 57. A method as in any preceding embodiment, further comprising an eNB transmitting a UL shared channel access grant allocation to a first WTRU over DL common control channels.
 58. 58. A method as in any preceding embodiment, further comprising a first WTRU transmitting over a channel allocated to a first WTRU.
 59. 59. A method as in any preceding embodiment wherein an UL shared channel access grant allocation is implied to a first WTRU based on a resource utilized for an access grant in a transmission over DL common control channels.
 60. 60. A method as in any preceding embodiment wherein a UL shared channel access grant allocation is explicitly communicated to a first WTRU.
 61. 61. A method as in any preceding embodiment wherein at least one resource block is communicated to a first WTRU as being allocated to a first WTRU.
 62. 62. A method as in any preceding embodiment wherein a UL shared channel access grant allocation includes an identifier (ID) for a first WTRU.
 63. 63. A method as in any preceding embodiment, further comprising a plurality of WTRUs transmitting a request for resources over an NCB channel and monitoring DL common control channels.
 64. 64. A method as in any preceding embodiment, further comprising determining an allocation of resources for a plurality of WTRUs.
 65. 65. A method as in any preceding embodiment, further comprising an eNB transmitting a UL shared channel access grant allocation to a plurality of WTRUs over DL common control channels.
 66. 66. A method as in any preceding embodiment, further comprising a plurality of WTRUs

- transmitting over their respective allocated channels.
67. 67. A method as in any preceding embodiment, further comprising transmitting a keep-alive signal to an eNB over an NCB channel.
 68. 68. A method as in any preceding embodiment, further comprising detecting a failure of a radio link between a particular WTRU and an eNB.
 69. 69. A method as in any preceding embodiment, further comprising restoring lost connectivity between a particular WTRU and an eNB.
 70. 70. A method as in any preceding embodiment, further comprising recovering resources allocated to a particular WTRU.
 71. 71. A method as in any preceding embodiment, further comprising receiving a hybrid automatic repeat request (HARQ) transmission.
 72. 72. A method as in any preceding embodiment, further comprising transmitting an acknowledgement (ACK) over an NCB channel.
 73. 73. A method as in any preceding embodiment wherein an ACK is a positive ACK.
 74. 74. A method as in any preceding embodiment wherein an ACK is a negative ACK (NACK).
 75. 75. A method as in any preceding embodiment wherein a HARQ transmission is transmitted over an NCB channel.
 76. 76. A method as in any preceding embodiment, further comprising transmitting a process number over an NCB channel.
 77. 77. A method as in any preceding embodiment, further comprising transmitting HARQ parameters over an NCB channel.
 78. 78. A method as in any preceding embodiment, further comprising multiplexing RRC signaling messages over an NCB channel.
 79. 79. A method as in any preceding embodiment, further comprising transmitting small amounts of data over an NCB channel.
 80. 80. A method as in any preceding embodiment, further comprising coordinating MAC layer operation over an NCB channel.
 81. 81. A method as in any preceding embodiment, further comprising configuring an NCB channel for transmission by a first WTRU.
 82. 82. A method as in any preceding embodiment, further comprising allocating an NCB channel to a first WTRU.
 83. 83. A method as in any preceding embodiment, further comprising spreading an NCB channel over a plurality of sub-channels.
 84. 84. A method as in any preceding embodiment wherein a plurality of sub-channels exist within a single resource block.
 85. 85. A method as in any preceding embodiment wherein a plurality of sub-channels exist in a fraction of a resource block.
 86. 86. A method as in any preceding embodiment, further comprising changing an allocation of an NCB channel for a first WTRU.
 87. 87. A method as in any preceding embodiment wherein an allocation is changed according to a pre-configured time sequence.
 88. 88. A method as in any preceding embodiment wherein an allocation is changed according to a pre-configured frequency hopping sequence.

89. 89. A method as in any preceding embodiment, further comprising an eNB transmitting control messages to a first WTRU.
90. 90. A method as in any preceding embodiment wherein control messages include information including any of the following: a resource message relating to a sub-carrier, slot information, codes, and a hopping sequence.
91. 91. A method as in any preceding embodiment wherein a hopping sequence includes an index of a prescribed set of hopping sequences to which an NCB channel is allocated for a first WTRU.
92. 92. A method as in any preceding embodiment wherein a wireless communication system includes a source base station in a source cell and a target base station in a target cell.
93. 93. A method as in any preceding embodiment, further comprising a source base station signaling a target base station to allocate an NCB channel for a WTRU about to be handed over.
94. 94. A method as in any preceding embodiment, further comprising a target base station allocating an NCB channel for a WTRU about to be handed over.
95. 95. A method as in any preceding embodiment, further comprising signaling to a WTRU an NCB channel allocation allocated by a target base station.
96. 96. A method as in any preceding embodiment wherein an NCB channel allocation is signaled to a WTRU about to be handed over via a common control channel.
97. 97. A method as in any preceding embodiment wherein an NCB channel allocation is signaled to a WTRU about to be handed over via a shared channel allocated to the WTRU.
98. 98. A method as in any preceding embodiment wherein an NCB channel allocation signaled to a WTRU about to be handed over includes information relating to an NCB channel resources in a target cell.
99. 99. A method as in any preceding embodiment wherein an NCB channel allocation signaled to a WTRU about to be handed over includes information relating to hopping sequences in a target cell.
100. 100. A method as in any preceding embodiment wherein an NCB channel allocation signaled to a WTRU about to be handed over includes information relating to timing advance.
101. 101. A method as in any preceding embodiment wherein timing advance information includes a timing difference between a source cell and a target cell.
102. 102. A method as in any preceding embodiment wherein a source base station signals an NCB channel allocation to a WTRU.
103. 103. A method as in any preceding embodiment wherein a target base station signals an NCB channel allocation to a WTRU.
104. 104. A method as in any preceding embodiment, further comprising configuring an NCB channel for a function including any of the following: timing advance, measurement reporting, UL physical resource requesting, providing information for downlink (DL) resource scheduling, keep-alive heartbeat, HARQ feedback, and Medium Access Control (MAC) or Radio Resource Control (RRC) layer signaling.
105. 105. A method as in any preceding embodiment, further comprising allocating an NCB

channel to a first WTRU.

106. 106. A method as in any preceding embodiment, further comprising determining whether a reallocation of an NCB channel is required.
107. 107. A method as in any preceding embodiment, further comprising reallocating an NCB channel based upon a reallocation determination.
108. 108. A method as in any preceding embodiment wherein an NCB channel is configured for any combination of the following functions: timing advance, measurement reporting, UL physical resource requesting, providing information for DL resource scheduling, keep-alive heartbeat, HARQ feedback, and MAC/RRC layer signaling.
109. 109. A method as in any preceding embodiment wherein an NCB channel is allocated periodically.
110. 110. A method as in any preceding embodiment wherein an NCB channel is allocated for a duration.
111. 111. A method as in any preceding embodiment, further comprising reconfiguring an NCB channel after detecting a period of WTRU inactivity.
112. 112. A method as in any preceding embodiment, further comprising reconfiguring an NCB channel based upon a detected event.
113. 113. An eNB configured to perform a method as in any preceding embodiment.
114. 114. The eNB of embodiment 113, further comprising a receiver.
115. 115. An eNB as in any of embodiments 113-114, further comprising a transmitter.
116. 116. An eNB as in any of embodiments 113-115, further comprising a processor in communication with the receiver and the transmitter.
117. 117. An eNB as in any of embodiments 113-116 wherein a processor is configured to establish and allocate an NCB channel.
118. 118. An eNB as in any of embodiments 113-117 wherein a processor is configured to transmit an allocation of an NCB channel to a particular WTRU.
119. 119. An eNB as in any of embodiments 113-118 wherein a processor is configured to determine whether an NCB channel is to be reallocated.
120. 120. An eNB as in any of embodiments 113-119 wherein a processor is configured to reallocate an NCB channel base upon a reallocation determination.
121. 121. An eNB as in any of embodiments 113-120 wherein a processor is configured to configure an NCB channel based upon any of the following functions: timing advance, measurement reporting, UL physical resource requesting, providing information for DL resource scheduling, keep-alive heartbeat, HARQ feedback, and MAC/RRC layer signaling.
122. 122. An eNB as in any of embodiments 113-121 wherein a processor is further configured to configure an NCB channel based upon a combination of the functions timing advance, measurement reporting, UL physical resource requesting, providing information for DL resource scheduling, keep-alive heartbeat, HARQ feedback, and MAC/RRC layer signaling.
123. 123. An eNB as in any of embodiments 113-122 wherein a processor is configured to analyze QoS requirements.
124. 124. A WTRU configured to perform a method as in any of embodiments 1-112.
125. 125. The WTRU of embodiment 124, further comprising a receiver.

126. 126. A WTRU as in any of embodiments 124-125, further comprising a processor in communication with the receiver and the transmitter.
127. 127. A WTRU as in any of embodiments 124-126 wherein a processor is configured to receive an allocation of an NCB channel for transmissions.
128. 128. A WTRU as in any of embodiments 124-127 wherein a processor is configured to transmit on an NCB channel.
129. 129. A WTRU as in any of embodiments 124-128 wherein a processor is configured to receive a reallocation of an NCB channel.
130. 130. A WTRU as in any of embodiments 124-129 wherein a processor is configured to transmit a synchronization burst over an NCB channel.
131. 131. A WTRU as in any of embodiments 124-130 wherein a processor is configured to perform a timing adjustment.
132. 132. A WTRU as in any of embodiments 124-131 wherein a processor is configured to transmit channel measurements over an NCB channel to an eNB.
133. 133. A WTRU as in any of embodiments 124-132 wherein a processor is configured to receive updated scheduling assignments from an eNB.
134. 134. A WTRU as in any of embodiments 124-133 wherein a processor is configured to transmit a resource request over an NCB channel to an eNB.
135. 135. In a wireless communication system comprising at least one evolved Node-B (eNB) and a plurality of wireless transmit/receive units (WTRUs), a method for providing a non-contention based (NCB) channel to the plurality of WTRUs, the method comprising:
 1. (a) establishing an NCB channel;
 2. (b) allocating the NCB channel to a first WTRU;
 3. (c) determining whether a reallocation of the NCB channel is required; and
 4. (d) reallocating the NCB channel based upon the reallocation determination.
136. 136. The method of embodiment 135, further comprising:
 - (e) transmitting the NCB channel allocation to the first WTRU.
137. 137. The method of embodiment 135 wherein step (a) further comprises configuring the NCB channel.
138. 138. The method of embodiment 137 wherein the duration of the NCB channel is configured.
139. 139. The method of embodiment 138 wherein the duration of the NCB channel is configured for an infinite time.
140. 140. The method of embodiment 138 wherein the duration of the NCB channel is configured for a period of time.
141. 141. The method of embodiment 138 wherein the NCB channel is configured to exist at periodic intervals.
142. 142. The method of embodiment 141 wherein the NCB channel is allocated to the first WTRU at a first periodic interval and reallocated to a second WTRU for a second periodic interval.
143. 143. The method of embodiment 136 wherein the configuration of the NCB channel is based upon at least one of the following functions: timing advance, measurement reporting, physical resource requesting, schedule requesting, keep-alive heartbeat,

hybrid automatic repeat request (HARQ) feedback and medium access control (MAC)/radio resource control (RRC) layer signaling.

144. 144. The method of embodiment 143 wherein the configuration of the NCB channel is based upon a combination of the functions timing advance, measurement reporting, physical resource requesting, schedule requesting, keep-alive heartbeat, HARQ feedback and MAC/RRC layer signaling.

145. 145. The method of embodiment 137 wherein the configuration of the NCB channel is based upon at least one of a quality of services (QoS) requirement for services currently active on a particular WTRU in the wireless communication system, a type of service, and an activity rate of the currently active services.

146. 146. The method of embodiment 137 wherein the NCB channel is configured as a low rate shared channel.

147. 147. The method of embodiment 146, further comprising:

(e) the first WTRU transmitting data over the NCB channel.

148. 148. The method of embodiment 137 wherein the NCB channel is configured to provide signaling within a physical channel control field.

149. 149. The method of embodiment 137 wherein the NCB channel is configured to provide signaling within a media access control (MAC) layer.

150. 150. The method of embodiment 137 wherein the NCB channel is configured to provide signaling within a radio resource controller (RRC) layer.

151. 151. The method of embodiment 135, further comprising:

(e) multiplexing the NCB channel.

152. 152. The method of embodiment 151 wherein the NCB channel is multiplexed in the frequency domain.

153. 153. The method of embodiment 152 wherein the NCB channel is multiplexed using frequency division multiplexing (FDM).

154. 154. The method of embodiment 151 wherein the NCB channel is multiplexed in the code domain.

155. 155. The method of embodiment 154 wherein the NCB channel is multiplexed in the code domain using spreading codes.

156. 156. The method of embodiment 151 wherein the NCB channel is multiplexed in the time domain.

157. 157. The method of embodiment 151 wherein the NCB channel is multiplexed in the space domain.

158. 158. The method of embodiment 157 wherein the NCB channel is multiplexed using spatial division multiplexing (SDMA).

159. 159. The method of embodiment 135 wherein step (d) further comprises reallocating the NCB channel to a second WTRU.

160. 160. The method of embodiment 135, further comprising:

(e) terminating the NCB channel allocation.

161. 161. The method of embodiment 160 wherein the first WTRU terminates the NCB channel allocation.
162. 162. The method of embodiment 160 wherein the eNB terminates the NCB channel allocation.
163. 163. The method of embodiment 135 further comprising:
- (e) transmitting the NCB channel allocation to the first WTRU via downlink (DL) common control signaling.
164. 164. The method of embodiment 135 further comprising:
- (e) transmitting the NCB channel allocation to the first WTRU via a dedicated control channel signal that is mapped to a DL shared channel.
165. 165. The method of embodiment 135 wherein the NCB channel is allocated by the DL common control channel as UL shared channel allocations.
166. 166. The method of embodiment 135 further comprising:
- (e) analyzing the NCB channel allocation.
167. 167. The method of embodiment 135 wherein step (c) further comprises determining a reallocation is required due to a changing type of service requirement or a QoS requirement.
168. 168. The method of embodiment 135 wherein step (c) further comprises determining a reallocation is required due to the NCB channel remaining idle for a particular period of time.
169. 169. The method of embodiment 135 wherein step (c) further comprises determining a reallocation is required due to a requirement for increased or decreased data capacity.
170. 170. The method of embodiment 135 further comprising:
- (e) transmitting a reallocation determination to the WTRUs in the wireless communication system.
171. 171. In a wireless communication system comprising at least one evolved Node-B (eNB) and a plurality of wireless transmit/receive units (WTRUs), a method for timing advance over a non-contention based (NCB) channel, the method comprising:
1. (a) a first WTRU in the wireless communication system transmitting a synchronization burst or existing data packet to the eNB over an NCB channel;
 2. (b) the eNB determining whether a timing advance (TA) adjustment is needed; and
 3. (c) the eNB transmitting a TA adjustment command to the first WTRU depending upon the determination of whether a TA is needed.
172. 172. The method of embodiment 171 wherein the eNB determines that a TA adjustment is needed in order to maintain physical synchronization between the eNB and the first WTRU.
173. 173. The method of embodiment 171 wherein the TA command is transmitted to the first WTRU on a downlink (DL) common control channel.

174. 174. The method of embodiment 171 wherein the TA command is transmitted on a control channel mapped to a DL shared channel assignment among WTRUs.
175. 175. The method of embodiment 171 wherein the synchronization burst is transmitted following a predefined period during which UL transmissions have not been occurring.
176. 176. In a wireless communication system comprising at least one evolved Node-B (eNB) and a plurality of wireless transmit/receive units (WTRUs), a method for determining scheduling for the WTRUs over a non-contention based (NCB) channel, the method comprising:
1. (a) a first WTRU transmitting channel quality measurements to the eNB over the NCB channel;
 2. (b) the eNB analyzing the channel quality measurements;
 3. (c) the eNB determining whether scheduling modifications are needed; and
 4. (d) the eNB transmitting new downlink (DL) scheduling assignments to the first WTRU based upon the determination of whether scheduling modifications are needed.
177. 177. The method of embodiment 176 wherein the eNB transmits new DL scheduling assignments over a DL control channel.
178. 178. In a wireless communication system comprising at least one evolved Node-B (eNB) and a plurality of wireless transmit/receive units (WTRUs), a method for requesting and allocating resources for the WTRUs over a non-contention based (NCB) channel, the method comprising:
1. (a) a first WTRU transmitting a request for resources over an NCB channel;
 2. (b) the first WTRU monitoring downlink (DL) common control channels;
 3. (c) determining an allocation of resources for the first WTRU by the wireless communication system;
 4. (d) the eNB transmitting an uplink (UL) shared channel access grant allocation to the first WTRU over the DL common control channels; and
 5. (e) the first WTRU transmitting over the channel allocated to the first WTRU.
179. 179. The method of embodiment 178 wherein the UL shared channel access grant allocation is implied to the first WTRU based on a resource utilized for the access grant in the transmission over the DL common control channels.
180. 180. The method of embodiment 178 wherein the UL shared channel access grant allocation is explicitly communicated to the first WTRU.
181. 181. The method of embodiment 179 wherein at least one resource block is communicated to the first WTRU as being allocated to the first WTRU.
182. 182. The method of embodiment 181 wherein the UL shared channel access grant allocation includes an identifier (ID) for the first WTRU.
183. 183. The method of embodiment 178, further comprising:
- (f) a plurality of WTRUs transmitting a request for resources over the NCB channel and monitoring the DL common control channels.
184. 184. The method of embodiment 183 further comprising:
- (g) determining an allocation of resources for the plurality of WTRUs;

- (h) the eNB transmitting the UL shared channel access grant allocation to the plurality of WTRUs over the DL common control channels; and
 - (i) the plurality of WTRUs transmitting over their respective allocated channels.
185. 185. In a wireless communication system comprising at least one evolved Node-B (eNB) and a plurality of wireless transmit/receive units (WTRUs), a method for performing a keep-alive for the WTRUs over a non-contention based (NCB) channel, the method comprising:
- 1. (a) transmitting a keep-alive signal to the eNB over an NCB channel;
 - 2. (b) detecting a failure of the radio link between a particular WTRU and the eNB; and
 - 3. (c) restoring lost connectivity between the particular WTRU and the eNB.
186. 186. The method of embodiment 185 further comprising:
- (d) recovering resources allocated to the particular WTRU.
187. 187. In a wireless communication system comprising at least one evolved Node-B (eNB) and a plurality of wireless transmit/receive units (WTRUs), a method for hybrid automatic repeat request (HARQ) feedback over a non-contention based (NCB) channel, the method comprising:
- 1. (a) receiving a HARQ transmission; and
 - 2. (b) transmitting an acknowledgement (ACK) over an NCB channel.
188. 188. The method of embodiment 187 wherein the ACK is a positive ACK.
189. 189. The method of embodiment 187 wherein the ACK is a negative ACK (NACK).
190. 190. The method of embodiment 187 wherein the HARQ transmission is transmitted over the NCB channel.
191. 191. The method of embodiment 187 further comprising:
- (c) transmitting a process number over the NCB channel.
192. 192. The method of embodiment 187 further comprising:
- (c) transmitting HARQ parameters over the NCB channel.
193. 193. In a wireless communication system comprising at least one evolved Node-B (eNB) and a plurality of wireless transmit/receive units (WTRUs), a method for media access control (MAC) and radio resource control (RRC) over a non-contention based (NCB) channel, the method comprising:
- 1. (a) multiplexing RRC signaling messages over an NCB channel;
 - 2. (b) transmitting small amounts of data over the NCB channel; and
 - 3. (c) coordinating MAC layer operation over the NCB channel.
194. 194. In a wireless communication system comprising at least one evolved Node-B (eNB) and a plurality of wireless transmit/receive units (WTRUs), a method for providing resilience against frequency selective fading, the method comprising:
- 1. (a) configuring a non-contention based (NCB) channel for transmission by a first

WTRU;

2. (b) allocating the NCB channel to the first WTRU; and
 3. (c) spreading the NCB channel over a plurality of sub-channels.
195. 195. The method of embodiment 194 wherein the plurality of sub-channels exist within a single resource block.
196. 196. The method of embodiment 194 wherein the plurality of sub-channels exist in a fraction of a resource block.
197. 197. The method of embodiment 194 further comprising:
- (d) changing the allocation of the NCB channel for the first WTRU.
198. 198. The method of embodiment 197 wherein the allocation is changed according to a pre-configured time sequence.
199. 199. The method of embodiment 197 wherein the allocation is changed according to a pre-configured frequency hopping sequence.
200. 200. The method of embodiment 194 further comprising:
- (d) the eNB transmitting control messages to the first WTRU.
201. 201. The method of embodiment 200 wherein the control messages include information selected from the group consisting of: a resource message relating to a sub-carrier, slot information, codes, and a hopping-sequence.
202. 202. The method of embodiment 201 wherein the hopping-sequence includes an index of a prescribed set of hopping-sequences to which the NCB channel is allocated for the first WTRU.
203. 203. In a wireless communication system comprising a source base station in a source cell, a target base station in a target cell and at least one wireless transmit/receive unit (WTRU), a method for maintaining a non-contention based (NCB) channel during a handover, the method comprising:
1. (a) the source base station signaling the target base station to allocate an NCB channel for a WTRU about to be handed over;
 2. (b) the target base station allocating an NCB channel for the WTRU about to be handed over; and
 3. (c) signaling to the WTRU the NCB channel allocation allocated by the target base station.
204. 204. The method of embodiment 203 wherein the NCB channel allocation is signaled to the WTRU about to be handed over via a common control channel.
205. 205. The method of embodiment 203 wherein the NCB channel allocation is signaled to the WTRU about to be handed over via a shared channel allocated to the WTRU.
206. 206. The method of embodiment 203 wherein the NCB channel allocation signaled to the WTRU about to be handed over includes information relating to NCB channel resources in the target cell.
207. 207. The method of embodiment 203 wherein the NCB channel allocation signaled to the WTRU about to be handed over includes information relating to hopping sequences in the target cell.

208. 208. The method of embodiment 203 wherein the NCB channel allocation signaled to the WTRU about to be handed over includes information relating to timing advance.
209. 209. The method of embodiment 208 wherein the timing advance information includes a timing difference between the source cell and the target cell.
210. 210. The method of embodiment 203 wherein the source base station signals the NCB channel allocation to the WTRU.
211. 211. The method of embodiment 203 wherein the target base station signals the NCB channel allocation to the WTRU.
212. 212. In a wireless communication system comprising at least one evolved Node-B (eNB) and a plurality of wireless transmit/receive units (WTRUs), the eNB comprising:
- a receiver;
 - a transmitter; and
 - a processor in communication with the receiver and the transmitter, wherein the processor is configured to establish and allocate a non-contention based (NCB) channel, transmit the allocation to a particular WTRU, determine whether the NCB channel is to be reallocated, and reallocate the NCB channel based upon the determination.
213. 213. The eNB of embodiment 212 wherein the processor is further configured to configure the NCB channel based upon at least one of the following functions: timing advance, measurement reporting, physical resource requesting, schedule requesting, keep-alive heartbeat, hybrid automatic repeat request (HARQ) feedback and Medium Access Control (MAC)/Radio Resource Control (RRC) layer signaling.
214. 214. The eNB of embodiment 212 wherein the processor is further configured to configure the NCB channel based upon a combination of the functions timing advance, measurement reporting, physical resource requesting, schedule requesting, keep-alive heartbeat, HARQ feedback and MAC/RRC layer signaling.
215. 215. The eNB of embodiment 212 wherein the processor is further configured to analyze quality of service (QoS) requirements.
216. 216. In a wireless communication system comprising at least one evolved Node-B (eNB) and a plurality of wireless transmit/receive units (WTRUs), each WTRU comprising:
- a receiver;
 - a transmitter; and
 - a processor in communication with the receiver and the transmitter, wherein the processor is configured to receive an allocation of a non-contention based (NCB) channel for transmissions, transmit on the NCB channel, and receive a reallocation of the NCB channel.
217. 217. The WTRU of embodiment 216 wherein the processor is further configured to transmit a synchronization burst over the NCB channel and perform a timing adjustment.
218. 218. The WTRU of embodiment 216 wherein the processor is further configured to transmit channel measurements over the NCB channel to the eNB and receive updated

scheduling assignments from the eNB.

219. 219. The WTRU of embodiment 216 wherein the processor is further configured to transmit a resource request over the NCB channel to the eNB.
220. 220. In a wireless communication system comprising at least one evolved Node-B (eNB) and a plurality of wireless transmit/receive units (WTRUs), a method for providing a non-contention based (NCB) channel to the plurality of WTRUs, the method comprising:
1. (a) configuring an NCB channel for a function selected from the following functions: timing advance, measurement reporting, uplink (UL) physical resource requesting, providing information for downlink (DL) resource scheduling, keep-alive heartbeat, hybrid automatic repeat request (HARQ) feedback, and Medium Access Control (MAC) or Radio Resource Control (RRC) layer signaling;
 2. (b) allocating the NCB channel to a first WTRU;
 3. (c) determining whether a reallocation of the NCB channel is required; and
 4. (d) reallocating the NCB channel based upon the reallocation determination.
221. 221. The method of embodiment 220 wherein the NCB channel is configured for a combination of the following functions: timing advance, measurement reporting, UL physical resource requesting, providing information for DL resource scheduling, keep-alive heartbeat, HARQ feedback, and MAC/RRC layer signaling.
222. 222. The method of embodiment 220 wherein the NCB channel is allocated periodically.
223. 223. The method of embodiment 220 wherein the NCB channel is allocated for a duration.
224. 224. The method of embodiment 220 further comprising:
- (e) reconfiguring the NCB channel after detecting a period of WTRU inactivity.
225. 225. The method of embodiment 220 further comprising:
- (e) reconfiguring the NCB channel based upon a detected event.

REFERENCES CITED IN THE DESCRIPTION

This list of references cited by the applicant is for the reader's convenience only. It does not form part of the European patent document. Even though great care has been taken in compiling the references, errors or omissions cannot be excluded and the EPO disclaims all liability in this regard.

Patent documents cited in the description

- [WO03024028A1 \[0008\]](#)
- [WO2005039134A \[0009\]](#)

- WO0161878A [0010]
- US2005238053A [0011]

P A T E N T K R A V

1. Fremgangsmåde implementeret af en trådløs sende-/modtageenhed, WTRU (120), hvor fremgangsmåden omfatter trinnene at modtage en første allokering fra en udviklet NodeB, eNB (110), hvor den første allokering er en allokering af en ikke-konfliktbaseret-, NCB, uplinkstyringskanal, hvor den første allokering omfatter en konfiguration til at sende planlægningsforespørgsler over NCB-uplinkstyringskanalen, og hvor konfigurationen indikerer en periodicitet tildelt til WTRU'en til at sende planlægningsforespørgsler på NCB-uplinkstyringskanalen og indikerer hvilke underbæresressurser af NCB-uplinkstyringskanalen skal anvendes af WTRU'en til at sende planlægningsforespørgslerne;
- at sende (710) en planlægningsforespørgsel over NCB-uplinkstyringskanalen i overensstemmelse med den første allokering, hvor den sendte planlægningsforespørgsel omfatter et transmissionburst, og hvor tilstedeværelsen af transmissionsburstet på NCB-uplinkstyringskanalen tildelt WTRU'en af den første allokering er indikativ af en forespørgsel for uplinktransmissionsressurser af WTRU'en;
- at overvåge (710) en downlinkstyringskanal;
- at detektere (720) at en transmission på downlinkstyringskanalen er tiltænkt til WTRU'en baseret på en WTRU-identifikator, der er indikeret i transmissionen på downlinkstyringskanalen, hvor transmissionen på downlinkstyringskanalen omfatter en anden allokering, hvor den anden allokering er en allokering af en delt uplinkkanal; og
- at sende (730) data over den delte uplinkkanal i overensstemmelse med den anden allokering.
2. Fremgangsmåde ifølge krav 1, hvor NCB-uplinkstyringskanalen implementeres i et trådløst enkelt bærefrekvensdelingsmultipeladgangs-, SC-FDMA, kommunikationssystem.
3. Fremgangsmåde ifølge krav 1 yderligere omfattende at WTRU'en sender mindst én af et hybrid automatisk gentagelsesforespørgsels-, HARQ, feedback eller en kanalkvalitetsmåling over NCB-uplinkstyringskanalen.
4. Fremgangsmåde ifølge krav 1 yderligere omfattende: at frigøre NCB-uplinkstyringskanalen baseret på en bestemmelse af WTRU'en.
5. Fremgangsmåde ifølge krav 4, hvor bestemmelsen til at frigøre NCB-uplinkstyringskanalen er en implicit bestemmelse ved WTRU'en.
6. Fremgangsmåde ifølge krav 1, hvor NCB-uplinkstyringskanalen anvender et frekvensspringmønster.
7. Fremgangsmåde ifølge krav 1, hvor mindst én anden WTRU allokeres en anderledes periodicitet og anderledes underbæresressurser til anvendelse over uplink-NCB-kanalen.

8. Fremgangsmåde ifølge krav 4, hvor bestemmelsen til at frigøre NCB-uplinkstyringskanalen baseres på eksplicit signalering fra en eNodeB.

9. Fremgangsmåde ifølge krav 1 yderligere omfattende:

at modtage en hybrid automatisk gentagelsesforespørgsels-, HARQ, transmission;

5 og

at sende en anerkendelse, ACK, over NCB-uplinkstyringskanalen.

10. Fremgangsmåde ifølge krav 1, hvor den første allokering yderligere omfatter en anden konfiguration, hvor den anden konfiguration anvendes af WTRU'en til at sende kvalitetsmålingsinformation over NCB-uplinkstyringskanalen.

10

11. Fremgangsmåde ifølge krav 10, hvor den anden allokering indikerer en anden periodicitet og andre underbæresresser af NCB-uplinkstyringskanalen, hvor WTRU'en anvender de andre underbæresresser til at sende kanalkvalitetsmålingsinformation over NCB-uplinkstyringskanalen i overensstemmelse med den anden periodicitet.

15

12. Fremgangsmåde ifølge krav 11, hvor den første periodicitet er forskellig fra den anden periodicitet.

13. Fremgangsmåde ifølge krav 1, hvor uplink-NCB-kanalen multiplekseres blandt en flærhed af WTRU'er ved at anvende en kombination af kode-, frekvens- og tidsmultipleksing.

20

14. Trådløs sende-/modtageenhed, WTRU (120), omfattende:

et middel til at modtage (126);

et middel til at sende (127);

et middel til at processere (125) i forbindelse med midlet til at modtage og midlet til at sende, hvor midlet til at processere er konfigureret til:

25

at modtage, fra en udviklet NodeB, eNB (110), en første allokering, hvor den første allokering er en allokering af en ikke-konfliktbaseret-, NCB, uplinkstyringskanal, hvor den første allokering omfatter en konfiguration til at sende planlægningsforespørgsler over NCB-uplinkstyringskanalen, og hvor konfigurationen indikerer en periodicitet allokering til WTRU'en til at sende planlægningsforespørgsler på NCB-uplinkstyringskanalen og indikerer hvilke underbæresresser af NCB-uplinkstyringskanalen skal anvendes af WTRU'en til at sende planlægningsforespørgslerne; og at sende (710) en planlægningsforespørgsel over NCB-uplinkstyringskanalen i overensstemmelse med den første allokering, hvor den sendte planlægningsforespørgsel omfatter et transmissionburst, og hvor tilstedeværelsen af transmissionsburstet på NCB-uplinkstyringskanalen tildelt WTRU'en af den første allokering er indikativ af en forespørgsel for uplinktransmissionsresser af WTRU'en;

35

et middel til at overvåge (710) en downlinkstyringskanal;

et middel til at detektere (720) en transmission på downlinkstyringskanalen, der er tiltænkt til WTRU'en, baseret på en WTRU-identifikator, der er indikeret i transmissi-

onen på downlinkstyringskanalen, hvor transmissionen på downlinkstyringskanalen omfatter en anden allokering, hvor den anden allokering er en allokering af en delt uplinkkanal; og

5 et middel til at sende (730) data over den delte uplinkkanal i overensstemmelse med den anden allokering.

15 15. WTRU ifølge krav 14, hvor midlet til at processere yderligere er konfigureret til at frigøre NCB-uplinkstyringskanalen baseret på en implicit bestemmelse af WTRU'en.

16. WTRU ifølge krav 14, hvor midlet til at processere yderligere er konfigureret til at sende et referencesignal over NCB-uplinkstyringskanalen.

10 17. WTRU ifølge krav 15, hvor midlet til at processere er indrettet til at bestemme at frigøre NCB-uplinkstyringskanalen af WTRU'en baseret på eksplicit signalering fra en eNodeB.

18. WTRU ifølge krav 14, hvor NCB-uplinkstyringskanalen anvender et frekvensspringmønster.

15 19. WTRU ifølge krav 14, hvor midlet til at processere yderligere er konfigureret til at sende hybrid automatiske gentagelsesforespørgsels, HARQ, feedback med planlægningsforespørgslen.

20 20. WTRU ifølge krav 14, hvor NCB-uplinkstyringskanalen er implementeret i et trådløst enkelt bærefrekvensdelingsmultipeladgangs-, SC-FDMA, kommunikationssystem.

21. WTRU ifølge krav 14, hvor mindst én anden WTRU er allokeret en anderledes periodicitet og anderledes underbæreresurser til anvendelse over uplink-NCB-kanalen.

25 22. WTRU ifølge krav 14, hvor NCB-uplinkstyringskanalen er multiplexet blandt en flerhed af WTRU'er ved at anvende en kombination af kode-, frekvens- og tidsmultiplexing.

23. WTRU ifølge krav 14, hvor den første allokering yderligere omfatter en anden konfiguration, hvor den anden konfiguration anvendes af WTRU'en til at sende kanalkvalitetsmålingsinformation over NCB-uplinkstyringskanalen.

30 24. WTRU ifølge krav 23, hvor den anden konfiguration indikerer en anden periodicitet og andre underbæreresurser af NCB-uplinkstyringskanalen, hvor WTRU'en er indrettet til at anvende de andre underbæreresurser til at sende kanalkvalitetsmålingsinformation over NCB-uplinkstyringskanalen i overensstemmelse med den anden periodicitet.

35 25. WTRU ifølge krav 24, hvor den første periodicitet er forskellig fra den anden periodicitet.

26. udviklet NodeB, eNB (110), omfattende:
et modtagemiddel (116);
et sendemiddel (117);

et middel til at processere (115) i forbindelse med modtagemidlet og sendemidlet, hvor midlet til at processere er konfigureret til:

at sende, til en trådløs sende-/modtageenhed, WTRU (120), en første allokering, hvor den første allokering er en allokering af en ikke-konfliktbaseret-, NCB, uplinkstyringskanal, hvor den første allokering omfatter en konfiguration til at sende planlægningsforespørgsler over NCB-uplinkstyringskanalen, og hvor konfigurationen indikerer en periodicitet allokering til WTRU'en til at sende planlægningsforespørgsler på NCB-uplinkstyringskanalen og indikerer hvilke underbæresressurser af NCB-uplinkstyringskanalen skal anvendes af WTRU'en til at sende planlægningsforespørgslerne;

et middel til at modtage (720) en planlægningsforespørgsel over NCB-uplinkstyringskanalen i overensstemmelse med den første allokering, hvor den sendte planlægningsforespørgsel omfatter et transmissionburst, og hvor tilstedeværelsen af transmissionsburstet på NCB-uplinkstyringskanalen tildelt WTRU'en af den første allokering er indikativ af en forespørgsel for uplinktransmissionsressurser af WTRU'en;

et middel til at sende (720) en transmission på downlinkstyringskanalen, der er tiltænkt til WTRU'en ved at anvende en WTRU-identifikator, der er tilknyttet WTRU'en, hvor transmissionen på downlinkstyringskanalen omfatter en anden allokering, hvor den anden allokering er en allokering af en delt uplinkkanal; og

et middel til at modtage (730) data over den delte uplinkkanal i overensstemmelse med den anden allokering.

27. eNB ifølge krav 26, hvor midlet til at processere yderligere er konfigureret til at frigøre NCB-uplinkstyringskanalen baseret på en bestemmelse af eNB'en.

28. eNB ifølge krav 27, hvor midlet til at processere yderligere er konfigureret til at sende en indikation til WTRU'en, hvilken indikerer, at NCB-uplinkstyringskanalen er blevet frigjort.

29. eNB ifølge krav 26, hvor NCB-uplinkstyringskanalen anvender et frekvensspringmønster.

30. eNB ifølge krav 26, hvor midlet til at processere yderligere er konfigureret til at modtage hybrid automatiske gentagelsesforespørgsels, HARQ, feedback med planlægningsforespørgslen.

31. eNB ifølge krav 26, hvor NCB-uplinkstyringskanalen er implementeret i et trådløst enkelt bærefrekvensdelingsmultipeladgangs-, SC-FDMA, kommunikationssystem.

32. eNB ifølge krav 26, hvor mindst én anden WTRU er allokering en anderledes periodicitet og anderledes underbæresressurser til anvendelse over uplink-NCB-kanalen.

33. eNB ifølge krav 26, hvor NCB-uplinkstyringskanalen er multiplexet blandt en flerhed af WTRU'er ved at anvende en kombination af kode-, frekvens- og tidsmultiplexing.

34. eNB ifølge krav 26, hvor den første allokering yderligere omfatter en anden konfiguration, hvor den anden konfiguration anvendes af WTRU'en til at sende kanal-kvalitetsmålingsinformation over NCB-uplinkstyringskanalen.

5 35. eNB ifølge krav 34, hvor den anden konfiguration indikerer en anden perio-
dicitet og andre underbæreresurser af NCB-uplinkstyringskanalen, hvor WTRU'en er ind-
rettet til at anvende de andre underbæreresurser til at sende kanalkvalitetsmålingsin-
formation over NCB-uplinkstyringskanalen i overensstemmelse med den anden periodi-
citet.

10 36. eNB ifølge krav 35, hvor den første periodicitet er forskellig fra den anden
periodicitet.

DRAWINGS

100

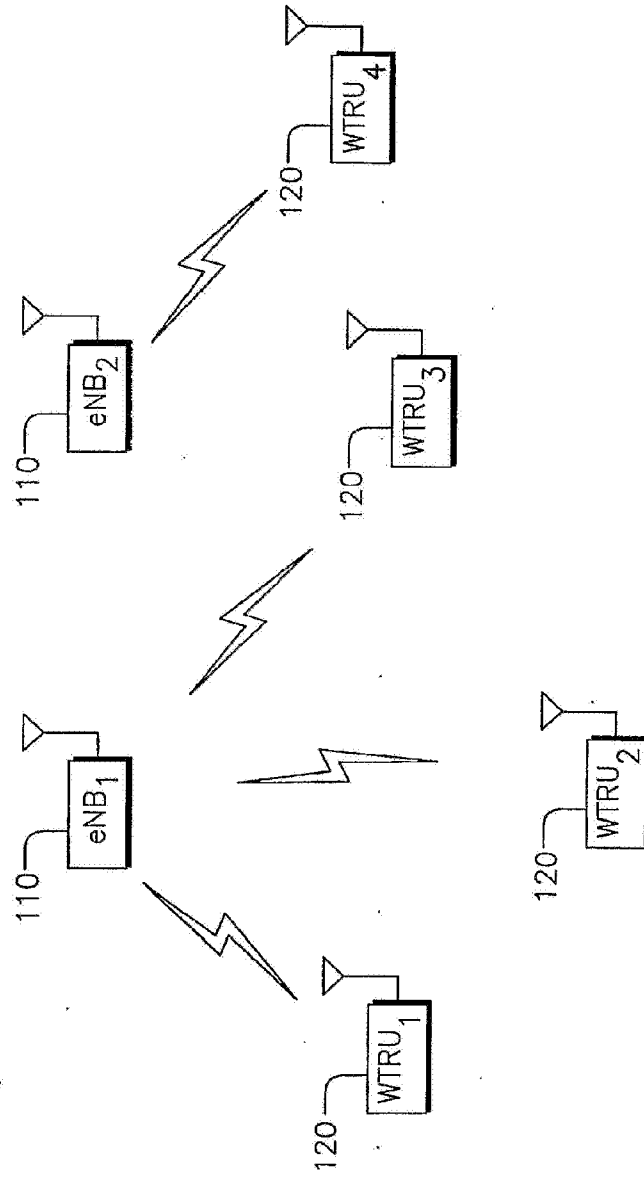
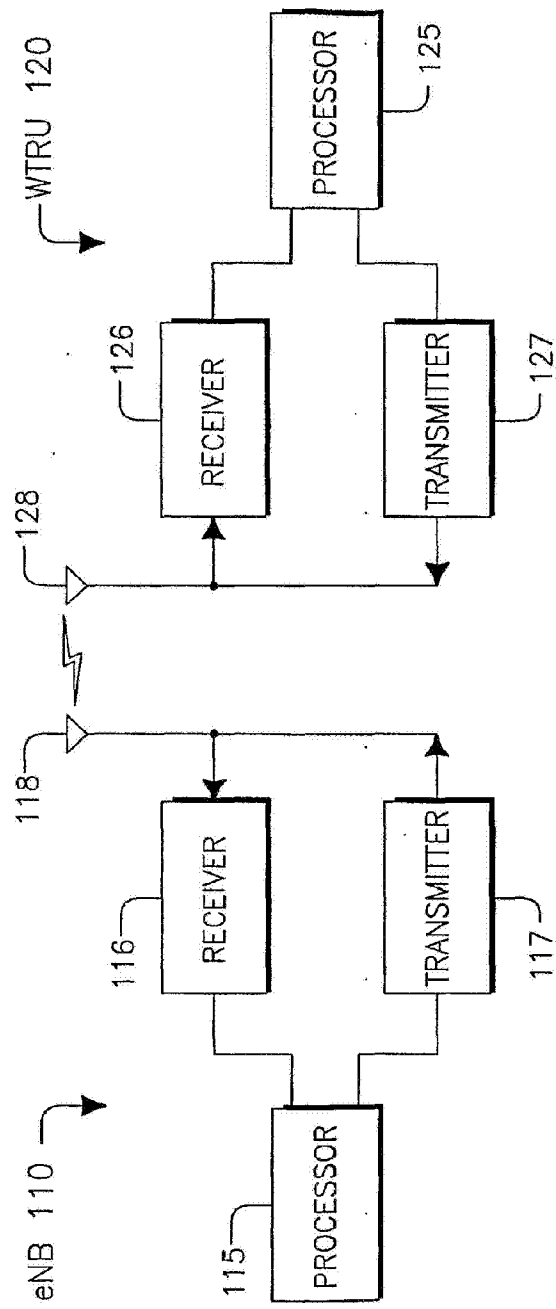
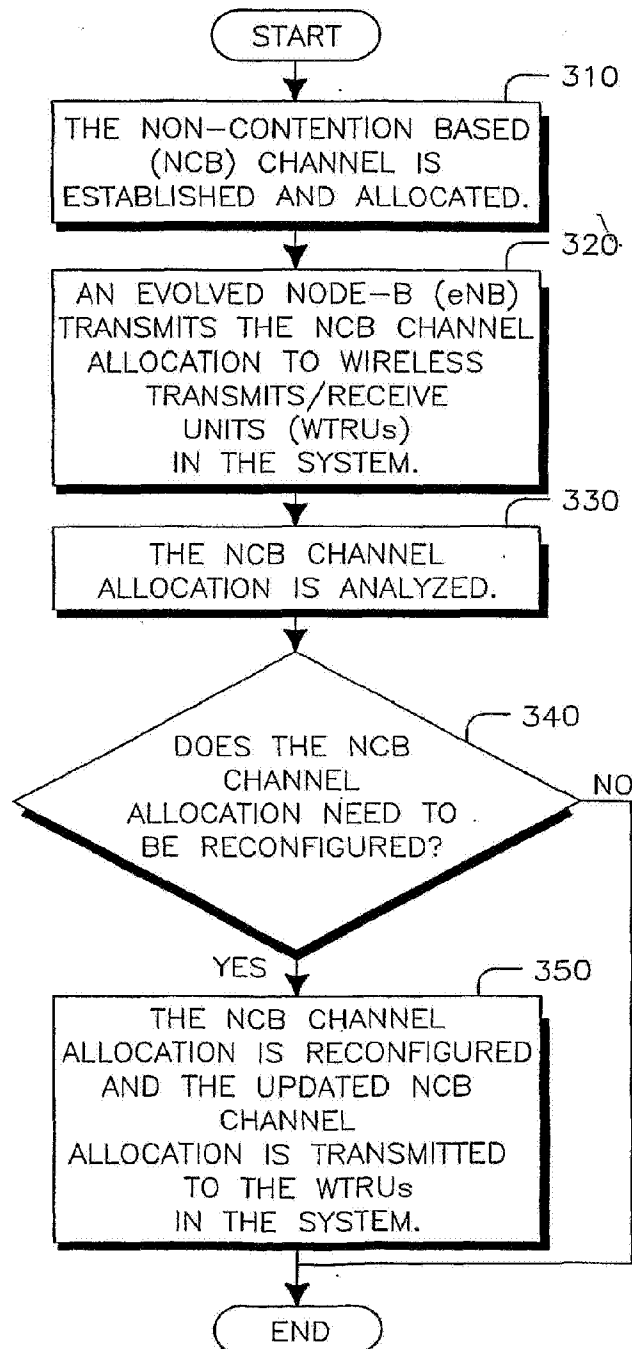


FIG.1

**FIG.2**

**FIG.3**

400

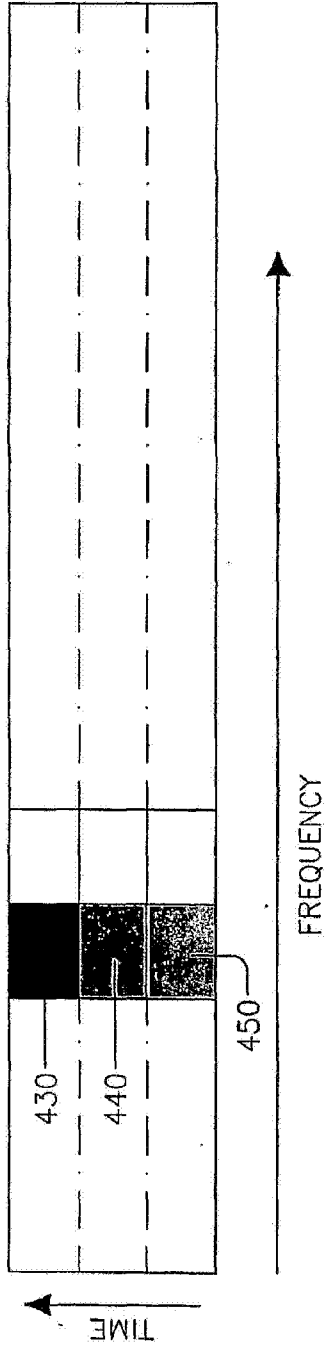
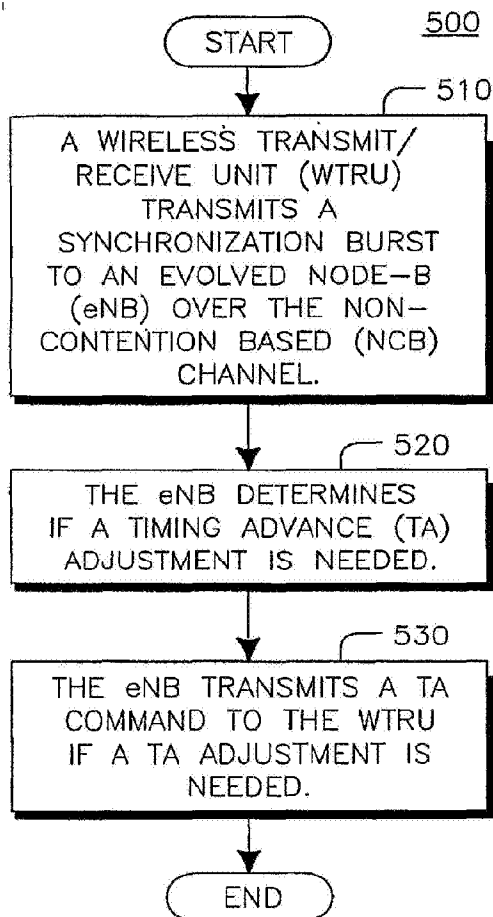
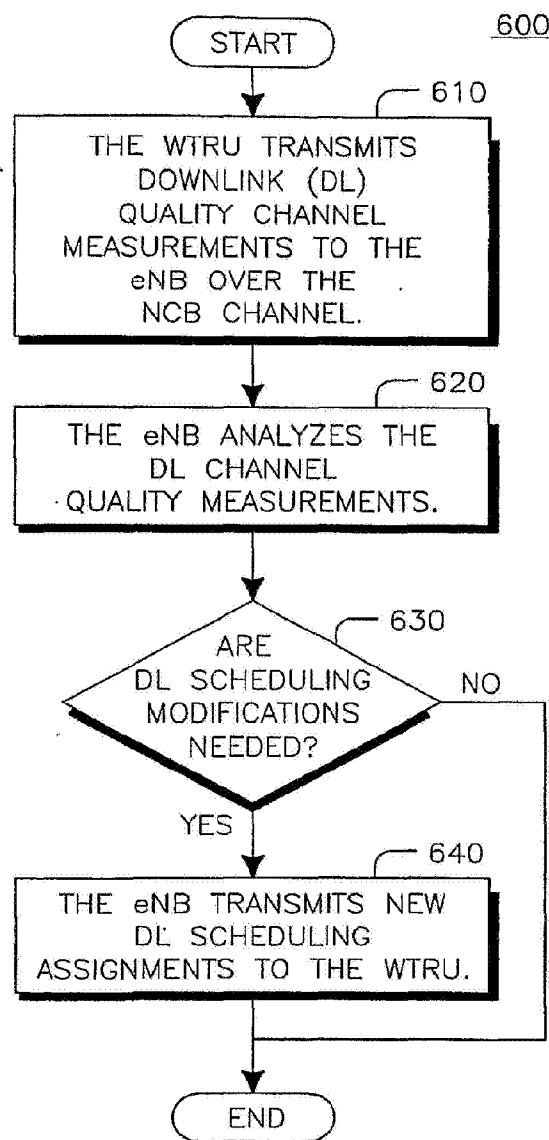
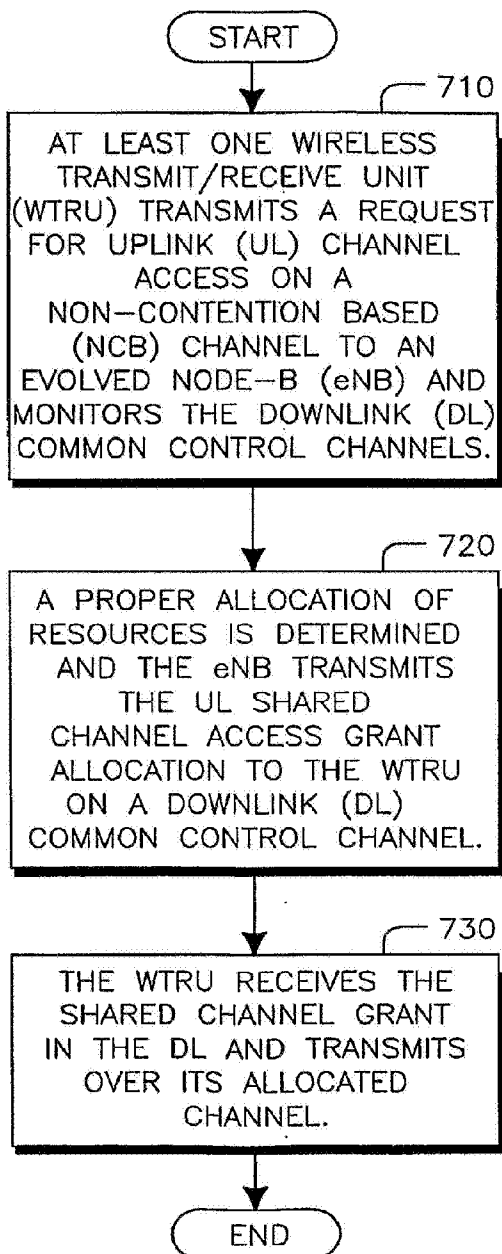


FIG.4

**FIG.5****FIG.6**

700**FIG.7**

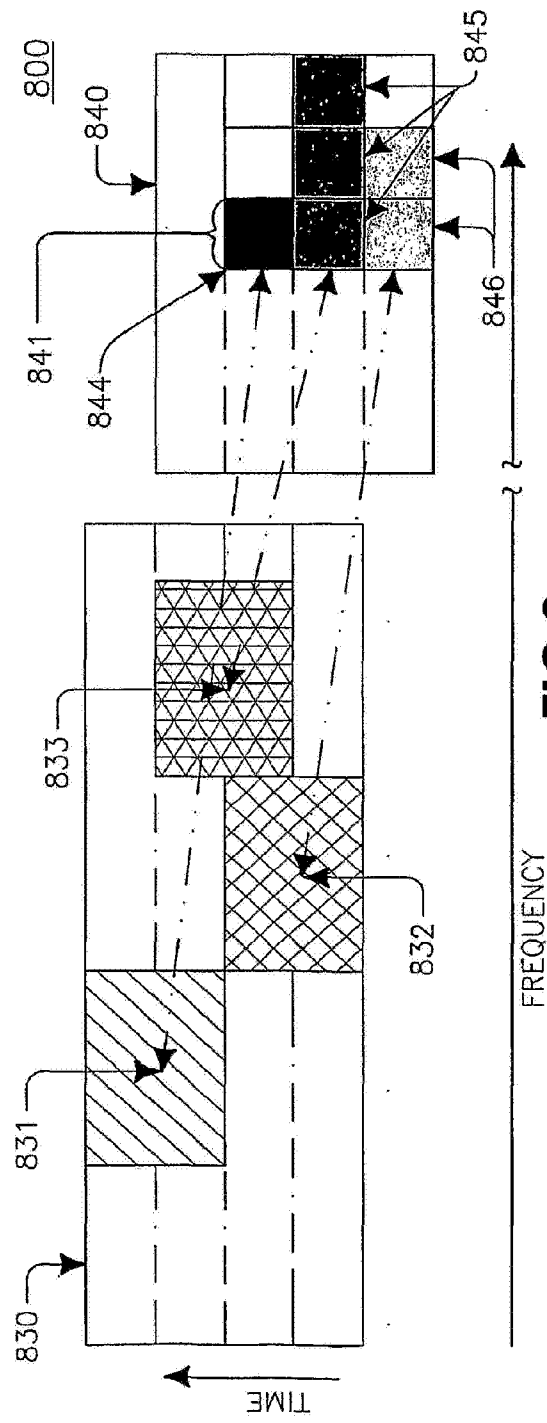


FIG. 8

900

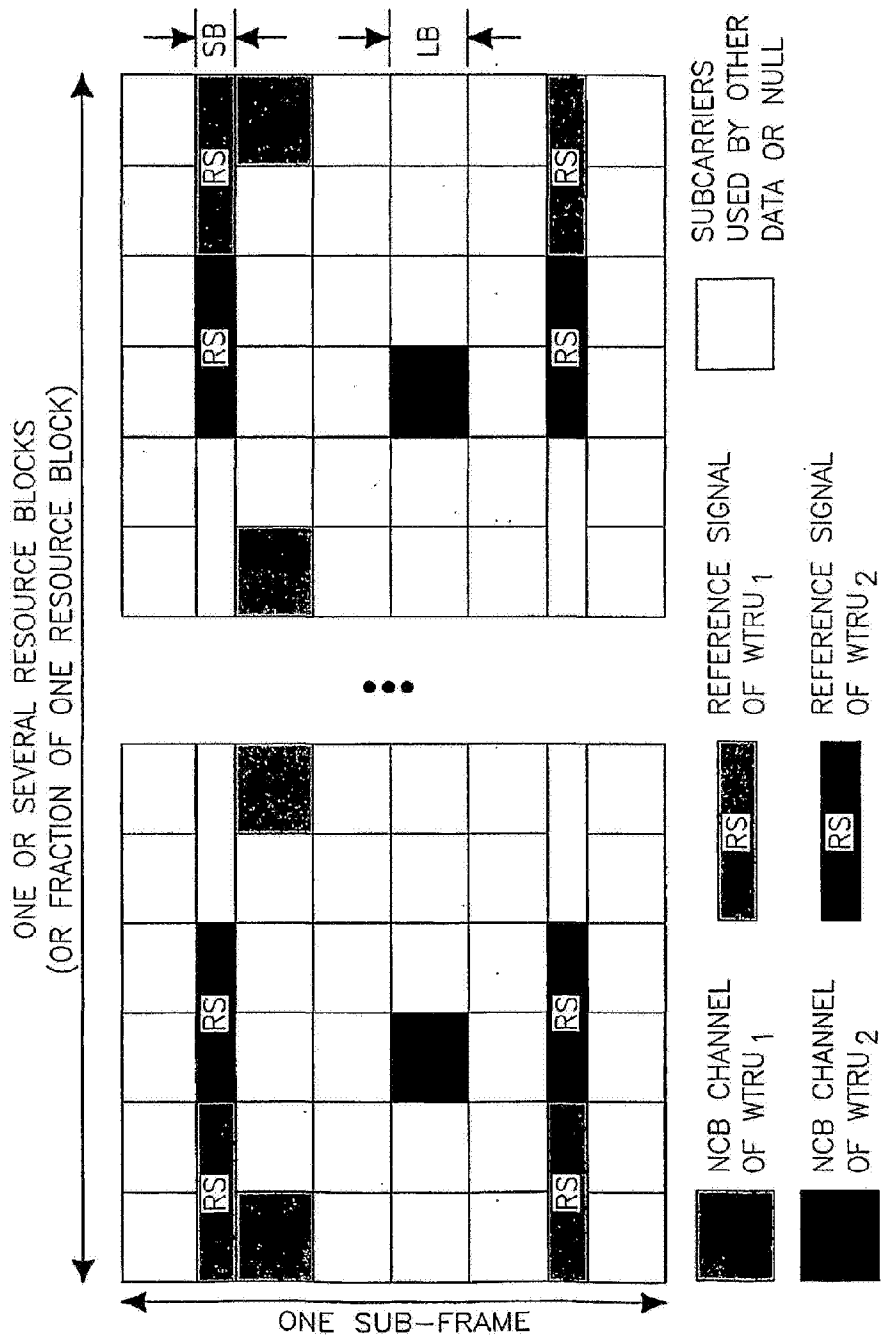
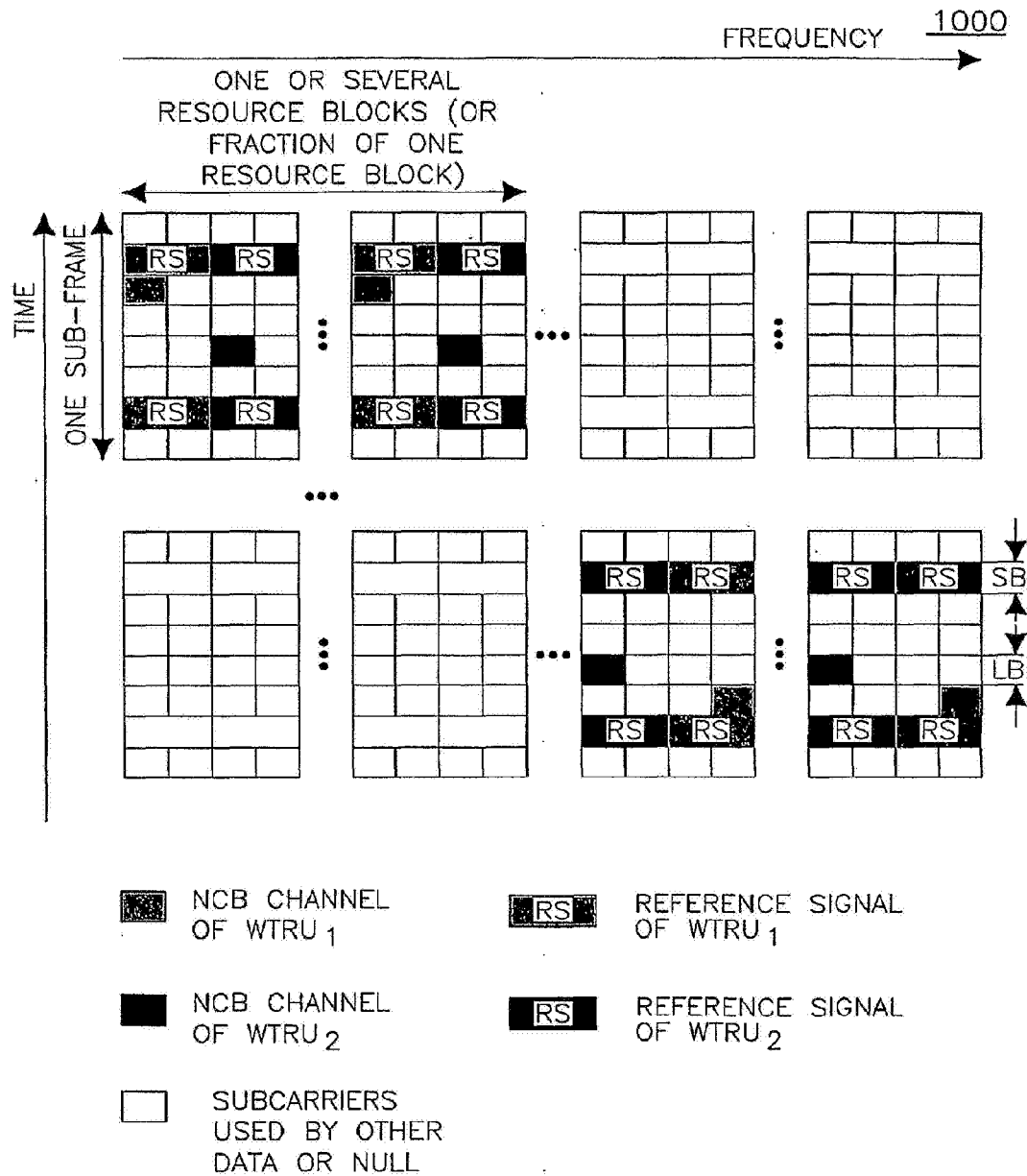


FIG.9

**FIG.10**

