



US00D543284S

(12) **United States Design Patent**
Morales

(10) **Patent No.:** **US D543,284 S**

(45) **Date of Patent:** **** May 22, 2007**

(54) **FENCE POST**

(76) Inventor: **Julian Morales**, 7525 NW. 37th Ave.,
Bldg. C, Miami, FL (US) 33147

(**) Term: **14 Years**

(21) Appl. No.: **29/251,756**

(22) Filed: **Jan. 12, 2006**

(51) **LOC (8) Cl.** **25-02**

(52) **U.S. Cl.** **D25/43; D25/126**

(58) **Field of Classification Search** D25/39,
D25/38, 43, 126; 256/1, 19, 22, 24
See application file for complete search history.

(56) **References Cited**

U.S. PATENT DOCUMENTS

D314,053 S * 1/1991 Handler et al. D25/43
D423,684 S 4/2000 Olivera et al.
6,158,919 A * 12/2000 Landes 404/9
6,588,732 B1 * 7/2003 Caceres et al. 256/19
6,588,733 B1 * 7/2003 Tremeeer et al. 256/19

6,877,721 B2 * 4/2005 Calverley 256/24

* cited by examiner

Primary Examiner—Doris Clark

(74) *Attorney, Agent, or Firm*—Malloy & Malloy, P.A.

(57) **CLAIM**

The ornamental design for a fence post, as shown and described.

DESCRIPTION

FIG. 1 is a front perspective view illustrating my design for a fence post;

FIG. 2 is a front view thereof;

FIG. 3 is a right side view thereof;

FIG. 4 is a top view thereof;

FIG. 5 is a left side view thereof;

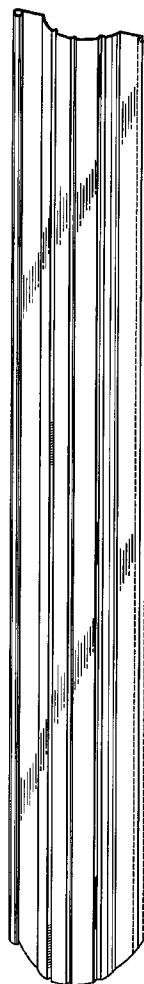
FIG. 6 is a bottom view thereof; and,

FIG. 7 is a rear view thereof.

The broken lines are for illustrative purposes only and form no part of the claimed design.

FIGS. 2, 3, 5, and 7 have been shown fragmented for ease of the illustration.

1 Claim, 3 Drawing Sheets






FIG. 1

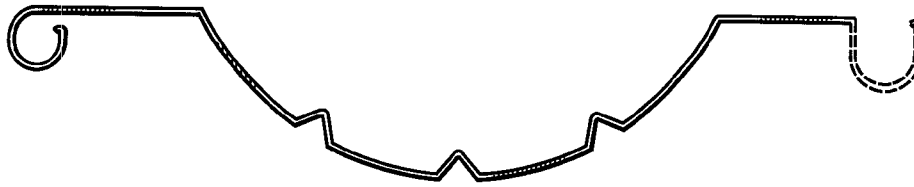


FIG. 4

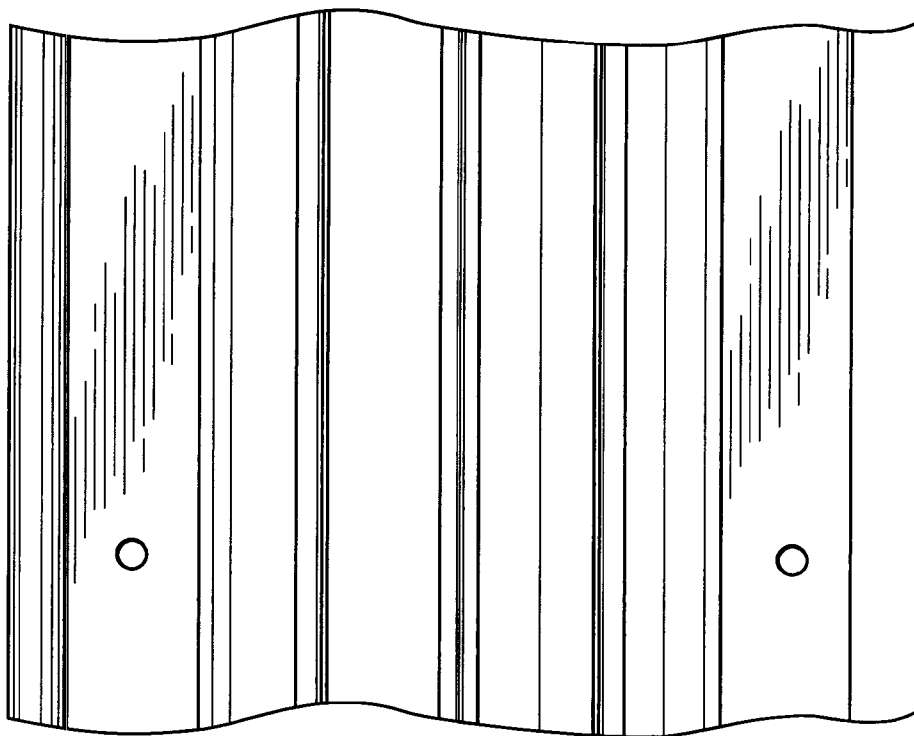


FIG. 2

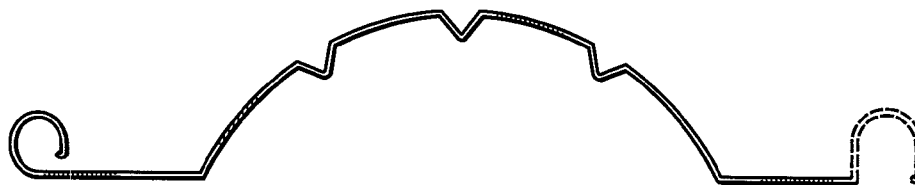


FIG. 6




FIG. 3




FIG. 5

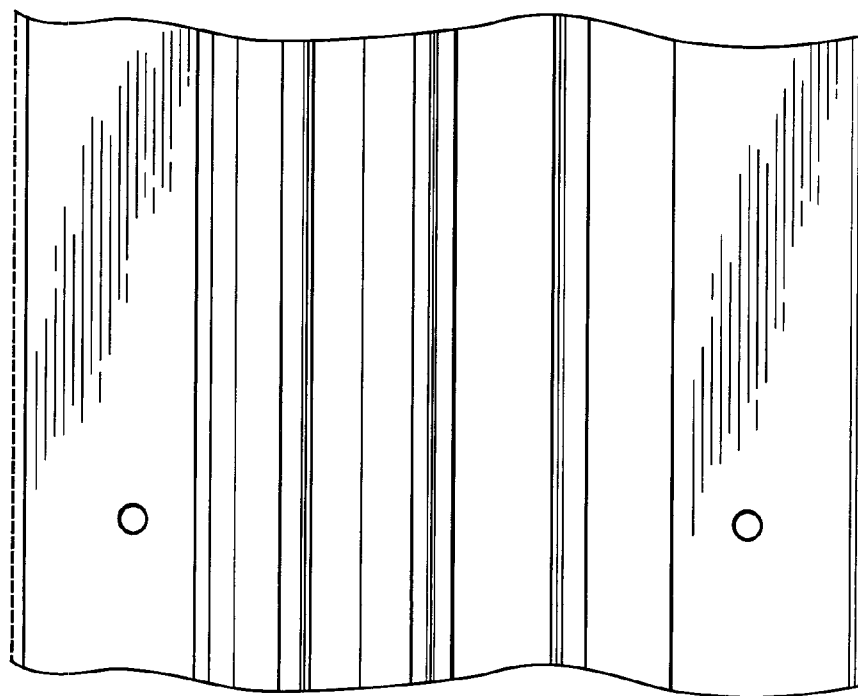


FIG. 7