



US00D998958S

(12) **United States Design Patent**
Deler et al.

(10) **Patent No.:** **US D998,958 S**
(45) **Date of Patent:** **** Sep. 19, 2023**

- (54) **BACKPACK**
- (71) Applicant: **DB Equipment AS**, Oslo (NO)
- (72) Inventors: **Jon Olsson Deler**, Monaco (MC);
Benedicte Eggesvik, Oslo (NO)
- (73) Assignee: **DB Equipment AS**
- (**) Term: **15 Years**
- (21) Appl. No.: **29/844,691**
- (22) Filed: **Jun. 30, 2022**

D284,715	S	*	7/1986	Jacober	D3/289
4,609,084	A		9/1986	Thomas		
D308,916	S		7/1990	Dinham		
D312,349	S		11/1990	Pogue		
D323,237	S	*	1/1992	Zoltie	D3/217
D324,953	S		3/1992	Swanner		
D338,779	S		8/1993	Albert		
D360,182	S		7/1995	Lovett		
5,649,658	A	*	7/1997	Hoffman	A47D 5/006 5/655
D386,300	S		11/1997	Kopel		
5,694,860	A		12/1997	Xiao		
D389,115	S		1/1998	Alves et al.		
D412,311	S		7/1999	Silvershein		
5,988,465	A		11/1999	Vitale et al.		
D419,520	S		1/2000	Bergh		
D425,474	S		5/2000	Bergh		
D430,534	S		9/2000	Golenz		
D435,343	S		12/2000	Eskandry		

Related U.S. Application Data

- (62) Division of application No. 35/510,975, filed on Nov. 17, 2020 (U.S. filing date under 35 U.S.C. 384), and having an international filing date of Nov. 17, 2020, now Pat. No. Des. 963,331.

(51) **LOC (14) Cl.** **03-01**

(52) **U.S. Cl.**
USPC **D3/216**; D3/217
CPC **A45C 15/00** (2013.01)

(58) **Field of Classification Search**
USPC D3/215–217, 273, 289, 290, 318, 321,
D3/322, 323, 243, 244, 246, 232
CPC A45F 4/02; A45F 4/08; A45F 2200/05;
A45F 2200/0525; A45F 3/04; A45F
3/042; A45F 3/047; A45F 3/08; A45F
3/10; A45F 3/14; A45C 13/08; A45C
13/083; A45C 13/1046; A45C 2003/007;
A45C 3/10

See application file for complete search history.

(56) **References Cited**

U.S. PATENT DOCUMENTS

1,653,246	A	12/1927	Zichy		
2,324,194	A	7/1943	Campiglia		
2,428,795	A	10/1947	Frazee		
4,513,866	A	* 4/1985	Thomas	A61F 17/00 190/110

(Continued)

Primary Examiner — Richard E Chilcot
(74) *Attorney, Agent, or Firm* — Harness, Dickey & Pierce, P.L.C.

(57) **CLAIM**

The ornamental design for a backpack, as shown and described.

DESCRIPTION

FIG. 1 is a front view of a backpack embodying the new design;
FIG. 2 is a right-side perspective view thereof;
FIG. 3 is a top and right side perspective view thereof;
FIG. 4 is a left-side perspective view thereof;
FIG. 5 is a rear view thereof with removable chest and hip straps; and,
FIG. 6 is a rear view thereof without the removable chest and hip straps.
The broken line showing of portions of the backpack is for the purpose of illustrating stitching and forms no part of the claimed design.

1 Claim, 6 Drawing Sheets

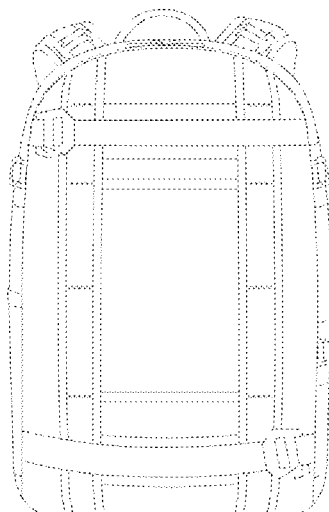


FIG. 1

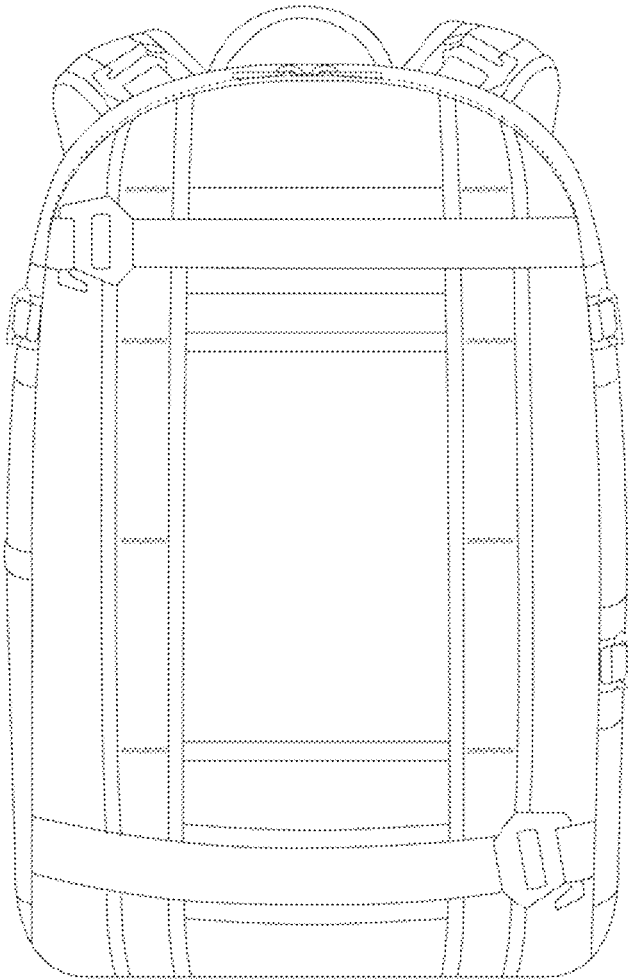


FIG. 2

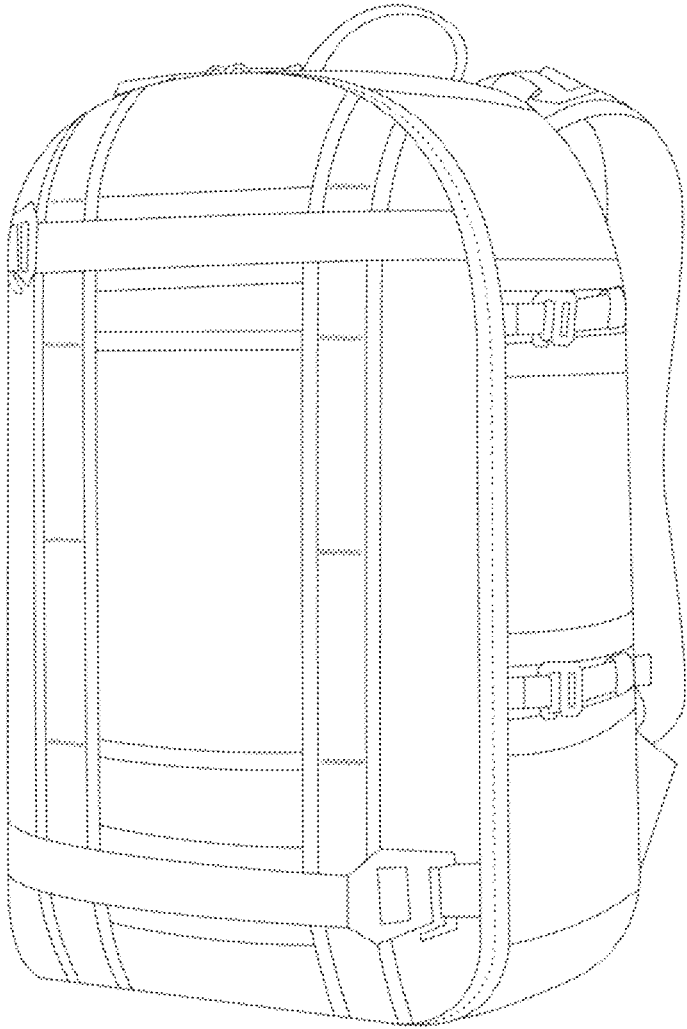


FIG. 3




FIG. 4

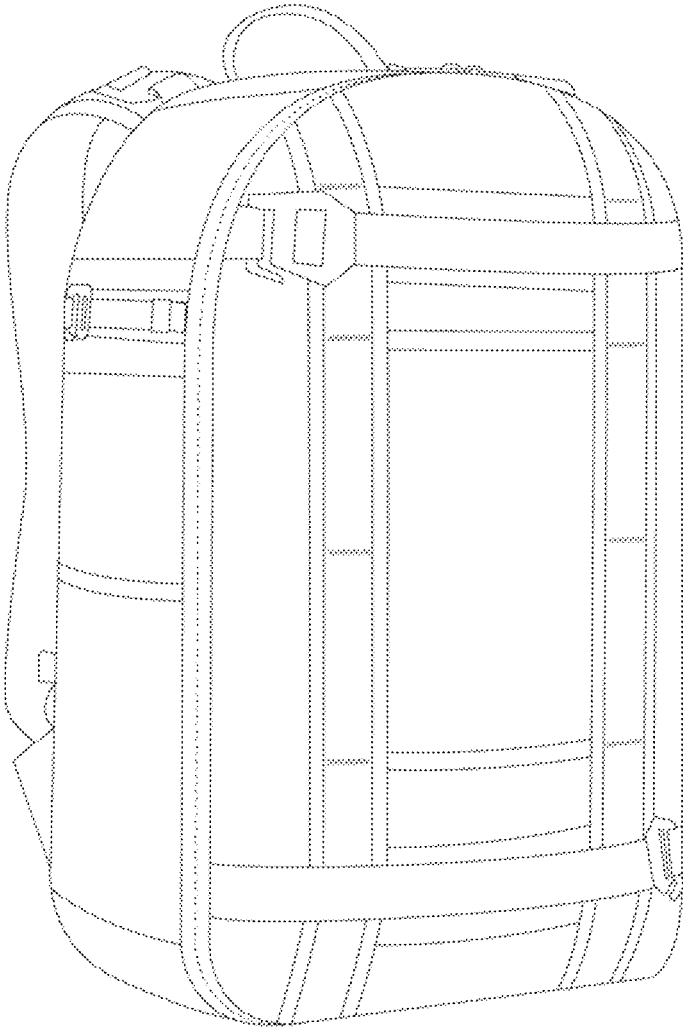


FIG. 5

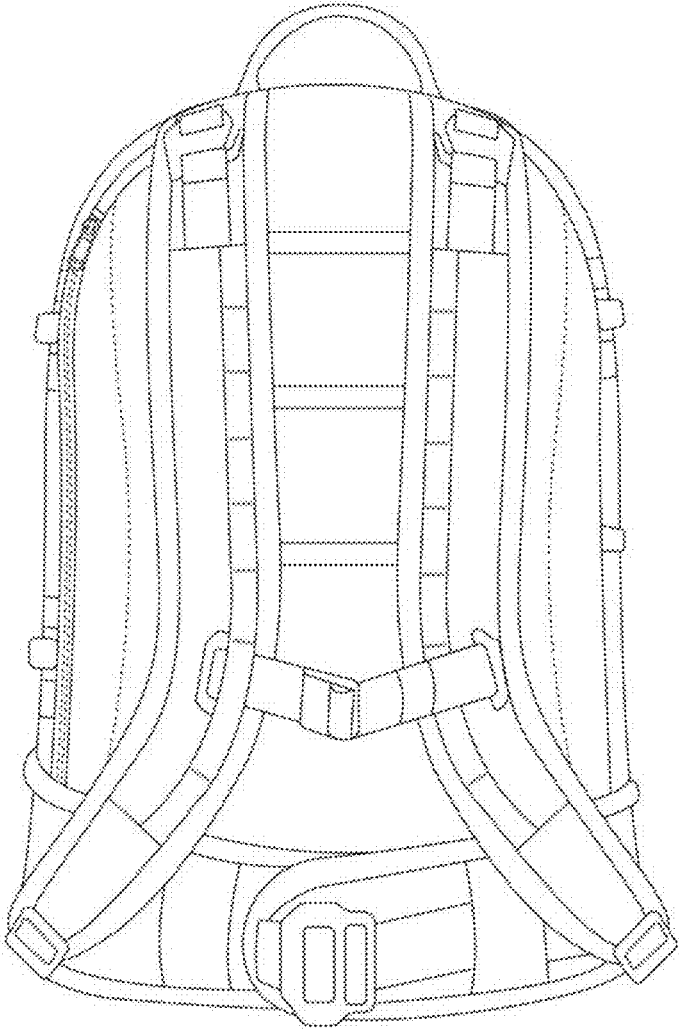


FIG. 6

