



US00D769505S

(12) **United States Design Patent**
Adams et al.

(10) **Patent No.:** **US D769,505 S**

(45) **Date of Patent:** **** Oct. 18, 2016**

(54) **COVE LIGHT**

(71) Applicants: **Cory Doyle Adams**, Raymore, MO
(US); **Mark Pecaro**, Shawnee, KS (US)

(72) Inventors: **Cory Doyle Adams**, Raymore, MO
(US); **Mark Pecaro**, Shawnee, KS (US)

(73) Assignee: **Peterson Manufacturing Company**,
Grandview, MO (US)

(**) Term: **14 Years**

(21) Appl. No.: **29/489,670**

(22) Filed: **May 1, 2014**

(51) **LOC (10) Cl.** **26-03**

(52) **U.S. Cl.**
USPC **D26/76**

(58) **Field of Classification Search**
USPC D26/24, 39, 59, 67, 68, 69, 70, 71, 72,
D26/74, 75, 76, 77, 78, 79, 80, 88, 89
CPC F24S 4/001; F24S 4/005; F24S 8/00;
F24S 8/04; F24S 8/043; F24S 8/046; F24S
8/06-8/065; F24S 13/02; F24S 13/04; F24S
13/06
See application file for complete search history.

(56) **References Cited**

U.S. PATENT DOCUMENTS

D265,035 S * 6/1982 Fether D25/122
D459,012 S * 6/2002 Shemitz D26/76

D590,099 S * 4/2009 Maxik D26/118
D617,488 S * 6/2010 Cho D26/76
D627,914 S * 11/2010 Couture D26/76
D627,915 S * 11/2010 Pei D26/76
D634,876 S * 3/2011 McGrath D26/79
D663,885 S * 7/2012 Maxik D26/118
D697,247 S * 1/2014 Mollaghaffari D26/76
D699,881 S * 2/2014 Mollaghaffari D26/75
D724,249 S * 3/2015 Maxik D26/76

* cited by examiner

Primary Examiner — George D Kirschbaum

Assistant Examiner — Natasha Vujcic

(74) *Attorney, Agent, or Firm* — Polsinelli PC; Adam C. Rehm; Richard P. Stitt


(57) **CLAIM**

The ornamental design for a cove light, as shown and described.

DESCRIPTION

FIG. 1 is a front and left side perspective view of the cove light showing our new design;
FIG. 2 is a front elevation view thereof;
FIG. 3 is a rear elevation view thereof;
FIG. 4 is a left side elevation view thereof, the right side being a mirror image thereof;
FIG. 5 is a top plan view thereof; and,
FIG. 6 is a bottom plan view thereof.
The broken lines in the drawings illustrate portions of the cove light and form no part of the claimed design.

1 Claim, 2 Drawing Sheets



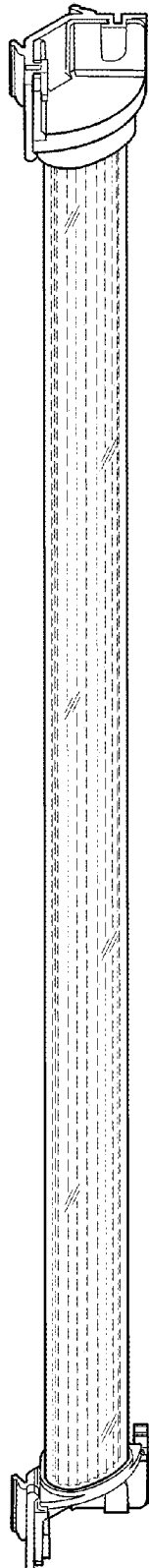


Fig. 1




Fig. 2

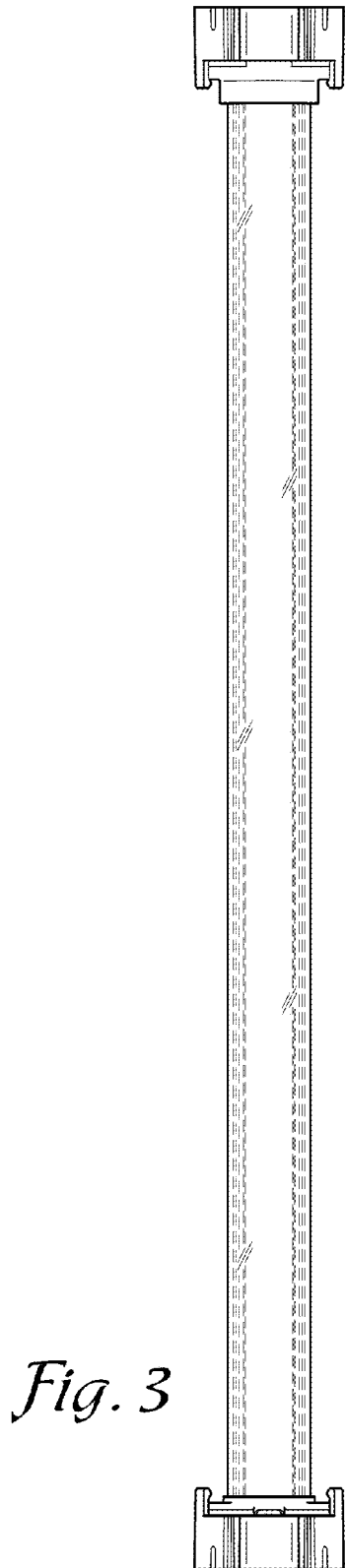


Fig. 3



Fig. 4

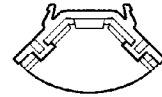


Fig. 5

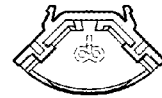


Fig. 6