



- (51) International Patent Classification:  
A01N 43/38 (2006.01)
- (21) International Application Number:  
PCT/US2012/058525
- (22) International Filing Date:  
3 October 2012 (03.10.2012)
- (25) Filing Language: English
- (26) Publication Language: English
- (30) Priority Data:  
61/544,055 6 October 2011 (06.10.2011) US
- (71) Applicant (for all designated States except US): **MERCK SHARP & DOHME CORP.** [US/US]; 126 East Lincoln Avenue, Rahway, New Jersey 07065-0907 (US).
- (72) Inventors; and  
(71) Applicants (for NZ, US only): **COX, Christopher, D.** [US/US]; 770 Sumneytown Pike, West Point, Pennsylvania 19486 (US). **DUDKIN, Vadim, Y.** [RU/US]; 770 Sumneytown Pike, West Point, Pennsylvania 19486 (US). **KIM, June, J.** [US/US]; 770 Sumneytown Pike, West Point, Pennsylvania 19486 (US). **KUDUK, Scott, D.** [US/US]; 770 Sumneytown Pike, West Point, Pennsylvania 19486 (US). **MCVEAN, Carol** [US/US]; 770 Sumneytown Pike, West Point, Pennsylvania 19486 (US). **REGER, Thomas** [US/US]; 770 Sumneytown Pike, West Point, Pennsylvania 19486 (US). **STEEN, Justin** [US/US]; 770 Sumneytown Pike, West Point, Pennsylvania 19486 (US). **STEELE, Thomas** [US/US]; 770 Sumneytown Pike, West Point, Pennsylvania 19486 (US).
- (74) Common Representative: **MERCK SHARP & DOHME CORP.**; 126 East Lincoln Avenue, Rahway, New Jersey 07065-0907 (US).

(81) Designated States (unless otherwise indicated, for every kind of national protection available): AE, AG, AL, AM, AO, AT, AU, AZ, BA, BB, BG, BH, BN, BR, BW, BY, BZ, CA, CH, CL, CN, CO, CR, CU, CZ, DE, DK, DM, DO, DZ, EC, EE, EG, ES, FI, GB, GD, GE, GH, GM, GT, HN, HR, HU, ID, IL, IN, IS, JP, KE, KG, KM, KN, KP, KR, KZ, LA, LC, LK, LR, LS, LT, LU, LY, MA, MD, ME, MG, MK, MN, MW, MX, MY, MZ, NA, NG, NI, NO, NZ, OM, PA, PE, PG, PH, PL, PT, QA, RO, RS, RU, RW, SC, SD, SE, SG, SK, SL, SM, ST, SV, SY, TH, TJ, TM, TN, TR, TT, TZ, UA, UG, US, UZ, VC, VN, ZA, ZM, ZW.

(84) Designated States (unless otherwise indicated, for every kind of regional protection available): ARIPO (BW, GH, GM, KE, LR, LS, MW, MZ, NA, RW, SD, SL, SZ, TZ, UG, ZM, ZW), Eurasian (AM, AZ, BY, KG, KZ, RU, TJ, TM), European (AL, AT, BE, BG, CH, CY, CZ, DE, DK, EE, ES, FI, FR, GB, GR, HR, HU, IE, IS, IT, LT, LU, LV, MC, MK, MT, NL, NO, PL, PT, RO, RS, SE, SI, SK, SM, TR), OAPI (BF, BJ, CF, CG, CI, CM, GA, GN, GQ, GW, ML, MR, NE, SN, TD, TG).

**Declarations under Rule 4.17:**

- as to applicant's entitlement to apply for and be granted a patent (Rule 4.17(ii))
- as to the applicant's entitlement to claim the priority of the earlier application (Rule 4.17(iii))

**Published:**

- with international search report (Art. 21(3))



WO 2013/052526 A1

(54) Title: TRIAZOLYL PDE10 INHIBITORS

(57) Abstract: The present invention is directed to substituted triazolyl compounds which are useful as therapeutic agents for the treatment of central nervous system disorders associated with phosphodiesterase 10 (PDE10). The present invention also relates to the use of such compounds for treating neurological and psychiatric disorders, such as schizophrenia, psychosis or Huntington's disease, and those associated with striatal hypofunction or basal ganglia dysfunction.

## TITLE OF THE INVENTION

## TRIAZOLYL PDE10 INHIBITORS

## FIELD OF THE INVENTION

5                   The invention relates generally to compounds which act as inhibitors of the phosphodiesterase (PDE) 10 enzyme, compositions and therapeutic uses thereof.

## BACKGROUND OF THE INVENTION

10                   Schizophrenia is debilitating disorder affecting the psychic and motor functions of the brain. It is typically diagnosed in individuals in their early to mid-twenties and symptoms include hallucinations and delusions or at the other extreme, anhedonia or social withdrawal. Across the spectrum, the symptoms are indicative of cognitive impairment and functional disabilities. Notwithstanding improvements in antipsychotic treatments, current therapies, including typical (haloperidol) and atypical (clozapine or olanzapine) antipsychotics, have been  
15                   less than acceptable and result in an extremely high rate of noncompliance or discontinuation of medication. Dissatisfaction with therapy is attributed to lack of efficacy or intolerable and unacceptable side effects. The side effects have been associated with significant metabolic, extrapyramidal, prolactic and cardiac adverse events. See, Lieberman et al., N. Engl. J. Med. (2005) 353:1209-1223.

20                   While multiple pathways are believed to be involved with the pathogenesis of schizophrenia leading to psychosis and cognition deficits, much attention has focused on the role of glutamate/NMDA dysfunction associated with cyclic guanosine monophosphate (cGMP) levels and the dopaminergic D2 receptor associated with cyclic adenosine monophosphate (cAMP). These ubiquitous second messengers may be responsible for altering the function of  
25                   many intracellular proteins. Cyclic AMP is thought to regulate the activity of cAMP-dependent protein kinase (PKA), which in turns phosphorylates and regulates many types of proteins including ion channels, enzymes and transcription factors. Similarly, cGMP may also be responsible for downstream regulation of kinases and ion channels.

30                   One pathway for affecting the levels of cyclic nucleotides, such as cAMP and cGMP, is to alter or regulate the enzymes that degrade these enzymes, known as 3', 5'-cyclic nucleotide specific phosphodiesterases (PDEs). The PDE superfamily includes twenty one genes that encode for eleven families of PDEs. These families are further subdivided based on catalytic domain homology and substrate specificity and include the 1) cAMP specific, PDE4A-D, 7A and

7B, and 8A and 8B, 2) cGMP specific, PDE 5A, 6A-C, and 9A, and 3) those that are dual substrate, PDE 1A-C, 2A, 3A and 3B, 10A, and 11A. The homology between the families, ranging from 20% to 45% suggests that it may be possible to develop selective inhibitors for each of these subtypes.

5           The identification of PDE10 was reported by three groups independently and was distinguished from other PDEs on the basis of its amino acid sequence, functional properties, and tissue distribution (Fujishige et al., J. Biol. Chem. (1999) 274:18438-18445; Loughney et al., Gene (1999) 234: 109-117; Soderling et al., PNAS, USA (1999) 96: 7071-7076). The PDE10 subtype at present consists of a sole member, PDE10A, having alternative splice variants at both  
10 the N-terminus (three variants) and C-terminus (two variants), but that does not affect the GAF domain in the N-terminus or the catalytic site in C-terminus. The N-terminus splice variants, PDE10A1 and PDE10A2, differ in that the A2 variant has a PKA phosphorylation site that upon activation, i.e. PKA phosphorylation in response to elevated cAMP levels, results in intracellular changes to the localization of the enzyme. PDE10A is unique relative to other PDE families also  
15 having the conserved GAF domain in that its ligand is cAMP, while for the other GAF-domain PDEs the ligand is cGMP (Kehler et al., Expert Opin. Ther. Patents (2007) 17(2): 147-158). PDE10A has limited but high expression in the brain and testes. The high expression in the brain and, in particular, the neurons of the striatum, unique to PDE10, suggests that inhibitors thereto may be well suited from treating neurological and psychiatric disorders and conditions.  
20 For additional background information on PDE10 compounds see WO2012/044561 and PCT application number PCT/US12/051522, filed August 20, 2012.

Inhibition of PDE10 is believed to be useful in the treatment of schizophrenia and a wide variety of conditions or disorders that would benefit from increasing levels of cAMP  
25 and/or cGMP within neurons, including a variety neurological, psychotic, anxiety and/or movement disorders. Accordingly, agents that inhibit PDE10 and especially PDE10A may be desirable as therapeutics for neurological and psychiatric disorders.

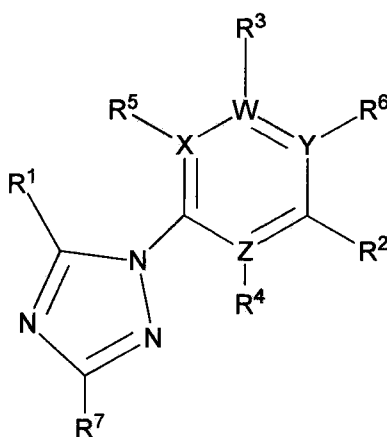
## SUMMARY OF THE INVENTION

30           The present invention is directed to substituted triazolyl compounds which may be useful as therapeutic agents for the treatment of central nervous system disorders associated with phosphodiesterase 10 (PDE10). The present invention also relates to the use of such compounds for treating neurological and psychiatric disorders, such as schizophrenia, psychosis or

Huntington's disease, and those associated with striatal hypofunction or basal ganglia dysfunction.

### DETAILED DESCRIPTION OF THE INVENTION

5 The present invention is directed to compounds of the formula I:



I

wherein:

W, X, Y, and Z are independently selected from the group consisting of:

- 10 X=Y=N and Z=W=C,  
 X=Z=N and Y=W=C,  
 Y=Z=N and X=W=C,  
 Y=Z=W=C and X=N,  
 X=W=Z=C and Y=N, and  
 15 W=X=N and Y=Z=C;

R represents H, or C<sub>1-6</sub>alkyl,

R<sup>1</sup> is selected from the groups consisting of hydrogen, (CH<sub>2</sub>)<sub>n</sub>OR, (CH<sub>2</sub>)<sub>n</sub>N(R)<sub>2</sub>, (CH<sub>2</sub>)<sub>n</sub>C<sub>3-10</sub>  
 20 cycloalkyl, (CH<sub>2</sub>)<sub>n</sub>C<sub>6-10</sub> aryl, C<sub>1-6</sub>alkyl, and (CH<sub>2</sub>)<sub>n</sub>C<sub>5-10</sub> heterocycle, said alkyl, cycloalkyl,  
 heterocycle, and aryl optionally substituted with 1 to 3 groups of R<sup>a</sup>;

R<sup>2</sup> is selected from the group consisting of:

- (1) halogen,

- (2) C<sub>1-6</sub>alkyl, which is unsubstituted or substituted with 1 to 3 groups of R<sup>a</sup>,  
 (3) (CH<sub>2</sub>)<sub>n</sub>C<sub>6-10</sub>aryl, which is unsubstituted or substituted with 1 to 3 groups of R<sup>a</sup>,  
 (4) -O-(CH<sub>2</sub>)<sub>n</sub>C<sub>5-10</sub> heterocycle, which is unsubstituted or substituted with 1 to 3 groups of R<sup>a</sup>,  
 5 (5) -(CH<sub>2</sub>)<sub>n</sub>C<sub>5-10</sub> heterocycle, which is unsubstituted or substituted with 1 to 3 groups of R<sup>a</sup>,  
 (6) -(CH<sub>2</sub>)<sub>n</sub>C<sub>3-10</sub> cycloalkyl, which is unsubstituted or substituted with 1 to 3 groups of R<sup>a</sup>,  
 (7) C<sub>2-6</sub>alkenylC<sub>5-10</sub> heterocycle, which is unsubstituted or substituted with 1 to 3 groups of R<sup>a</sup>;  
 10 (8) C<sub>2-6</sub>alkynylC<sub>5-10</sub> heterocycle, which is unsubstituted or substituted with 1 to 3 groups of R<sup>a</sup>; and  
 (9) C<sub>2-6</sub>alkenyl, which is unsubstituted or substituted with 1 to 3 groups of R<sup>a</sup>;

R<sup>3</sup> and R<sup>4</sup> are absent when Z or W is N, and are independently selected from the group  
 15 consisting of H, -O-R, CN, O(CH<sub>2</sub>)<sub>n</sub>OR, -OCHR(CH<sub>2</sub>)<sub>n</sub>OR, SR, SO<sub>2</sub>R, S(O)R, N(R)<sub>2</sub>,  
 C(O)N(R)<sub>2</sub>, C<sub>1-3</sub> haloalkyl, O(CH<sub>2</sub>)<sub>n</sub>C<sub>1-3</sub>haloalkyl, -O(CH<sub>2</sub>)<sub>n</sub>C<sub>3-6</sub>cycloalkyl, (CH<sub>2</sub>)<sub>n</sub>C<sub>5-10</sub>  
 10heterocycle, -O(CH<sub>2</sub>)<sub>n</sub>C<sub>5-10</sub>heterocycle, C<sub>1-6</sub>alkyl, and C<sub>3-10</sub>cycloalkyl when Z or W is C,  
 said alkyl, cycloalkyl, and heterocycle unsubstituted or substituted with 1 to 3 groups of R<sup>a</sup>;

20 R<sup>5</sup> and R<sup>6</sup> are absent when X or Y is N, and are independently selected from the group  
 consisting of H, and CN, when X or Y is C;

R<sup>7</sup> is selected from the group consisting of C<sub>1-6</sub> alkyl, halo, or hydrogen;

25 R<sup>a</sup> is selected from the group consisting of:

- (1) halogen,  
 (2) hydroxyl,  
 (3) C<sub>1-6</sub>alkyl,  
 (4) -(CH<sub>2</sub>)<sub>n</sub>O-R,  
 30 (5) (CH<sub>2</sub>)<sub>n</sub> C<sub>6-10</sub>aryl,  
 (6) (CH<sub>2</sub>)<sub>n</sub>C<sub>5-10</sub> heterocycle,  
 (7) OC<sub>1-5</sub> haloalkyl;  
 (8) CO<sub>2</sub>R;  
 (9) C(O)N(R)<sub>2</sub>;  
 35 (10) (CH<sub>2</sub>)<sub>n</sub>C(O)R;  
 (11) CN,

- (12)  $(\text{CH}_2)_n\text{N}(\text{R})_2$ ;  
 (13)  $(\text{CH}_2)_nC_{3-6}\text{cycloalkyl}$ ,  
 (14)  $(\text{CH}_2)_nC_{1-3}\text{ haloalkyl}$ ;

5 said cycloalkyl, aryl and heterocycle optionally substituted with 1 to 3 groups of  $\text{R}^b$ ;

$\text{R}^b$  is selected from the group consisting of  $(\text{CH}_2)_nC_{1-3}\text{ haloalkyl}$ ;  $(\text{CH}_2)_nC_{3-6}\text{cycloalkyl}$ ,  
 $(\text{CH}_2)_nC_{5-10}\text{ heterocycle}$ ,  $(\text{CH}_2)_nC_{6-10}\text{ aryl}$ ,  $(\text{CH}_2)_n\text{N}(\text{R})_2$ , halogen, CN,  $\text{OC}_{1-4}\text{ haloalkyl}$ ,  $\text{C}_{1-6}\text{ alkyl}$ , and OR, said heterocycle unsubstituted or substituted with 1 to 3 groups of  $\text{C}_{1-6}\text{ alkyl}$ ;

10 and

$n$  represents 0-4,

or a pharmaceutically acceptable salt thereof.

15

An embodiment of the present invention includes compounds wherein  $\text{R}^2$  is selected from the group consisting of halogen,  $(\text{CH}_2)_nC_{3-10}\text{cycloalkyl}$ ,  $(\text{CH}_2)_nC_{5-10}\text{heterocycle}$ ,  $\text{C}_{2-6}\text{alkenyl}$ ,  $\text{C}_{2-6}\text{alkenylC}_{5-10}\text{heterocycle}$ ,  $\text{C}_{2-6}\text{alkynylC}_{5-10}\text{heterocycle}$ ,  $-\text{O}-$   
 $(\text{CH}_2)_nC_{5-10}\text{heterocycle}$ , said alkyl, heterocyclyl, alkenyl, and cycloalkyl optionally substituted  
 20 with 1 to 3 groups of  $\text{R}^a$ . Another embodiment of this invention is realized when  $\text{R}^2$  is halogen, preferably chlorine or fluorine. Another embodiment of this invention is realized when  $\text{R}^2$  is  $(\text{CH}_2)_nC_{3-10}\text{cycloalkyl}$  such as cyclopropyl, said cycloalkyl optionally substituted with 1 to 3 groups of  $\text{R}^a$ . Still another embodiment of this invention is realized when  $\text{R}^2$  is optionally substituted  $(\text{CH}_2)_nC_{5-10}\text{heterocycle}$  wherein the heterocycle is such as quinolinyl, pyrimidinyl,  
 25 pyridyl, and naphthyridinyl, which is optionally substituted with 1 to 3 groups of  $\text{R}^a$ . Yet another embodiment of this invention is realized when  $\text{R}^2$  is  $\text{C}_{2-6}\text{alkenylC}_{5-10}\text{ heterocycle}$ , wherein the heterocycle is such as quinolinyl, pyrimidinyl, pyridyl, and naphthyridinyl, which can be optionally substituted with 1 to 3 groups of  $\text{R}^a$ . Another embodiment of this invention is realized when  $\text{R}^2$  is  $\text{C}_{2-6}\text{alkynylC}_{5-10}\text{ heterocycle}$ , wherein the heterocycle is such as  
 30 quinolinyl, pyrimidinyl, pyridyl, and naphthyridinyl, which can be optionally substituted with 1 to 3 groups of  $\text{R}^a$ . Another embodiment of this invention is realized when  $\text{R}^2$  is  $-\text{O}-$  $(\text{CH}_2)_nC_{5-10}\text{heterocycle}$  wherein the heterocycle is such as quinolinyl, pyrimidinyl, pyridyl, and naphthyridinyl, which can be optionally substituted with 1 to 3 groups of  $\text{R}^a$ . Another

embodiment of this invention is realized when R<sup>2</sup> is optionally substituted C<sub>2-6</sub>alkenyl such as such as ethenyl.

Another embodiment of the present invention includes compounds where R<sup>3</sup> is hydrogen.

5 Another embodiment of the present invention includes compounds where R<sup>3</sup> is C<sub>1-6</sub>alkyl such as methyl, ethyl, propyl and butyl, preferably methyl.

Still another embodiment of the present invention includes compounds where R<sup>3</sup> is O(CH<sub>2</sub>)<sub>2</sub>OH, OR, O(CH<sub>2</sub>)<sub>2</sub>OCH<sub>3</sub>, OCHRCH<sub>2</sub>OCH<sub>3</sub>, SR, SO<sub>2</sub>R, S(O)R, O(CH<sub>2</sub>)<sub>n</sub>CH<sub>2</sub>F, O(CH<sub>2</sub>)<sub>n</sub>CF<sub>3</sub>, C(O)N(R)<sub>2</sub>, or N(R)<sub>2</sub>.

10 Yet another embodiment of the present invention includes compounds where R<sup>3</sup> is optionally substituted O(CH<sub>2</sub>)<sub>n</sub>C<sub>3-6</sub>cycloalkyl, (CH<sub>2</sub>)<sub>n</sub>C<sub>5-10</sub>heterocycle, C<sub>1-6</sub>alkyl, and C<sub>3-10</sub>cylcoalkyl. A subembodiment of this invention is realized when the cycloalkyl and heterocyl is selected from the group consisting of cyclopropyl, cyclopropylbenzimidazolyl, pyrrolidinyl, morpholinyl, and piperazinyl.

15 Still another embodiment of the present invention includes compounds where R<sup>4</sup> is hydrogen.

Still another embodiment of the present invention includes compounds where R<sup>4</sup> is O(CH<sub>2</sub>)<sub>2</sub>OH, OR, O(CH<sub>2</sub>)<sub>2</sub>OCH<sub>3</sub>, OCHRCH<sub>2</sub>OCH<sub>3</sub>, SR, SO<sub>2</sub>R, S(O)R, O(CH<sub>2</sub>)<sub>n</sub>CH<sub>2</sub>F, 20 O(CH<sub>2</sub>)<sub>n</sub>CF<sub>3</sub>, C(O)N(R)<sub>2</sub>, or N(R)<sub>2</sub>.

Yet another embodiment of the present invention includes compounds where R<sup>4</sup> is optionally substituted O(CH<sub>2</sub>)<sub>n</sub>C<sub>3-6</sub>cycloalkyl, (CH<sub>2</sub>)<sub>n</sub>C<sub>5-10</sub>heterocycle, C<sub>1-6</sub>alkyl, and C<sub>3-10</sub>cylcoalkyl. A subembodiment of this invention is realized when the cycloalkyl and heterocyl is selected from the group consisting of cyclopropyl, cyclopropylbenzimidazolyl, pyrrolidinyl, 25 morpholinyl, and piperazinyl.

Yet another embodiment of the present invention includes compounds where R<sup>1</sup> is C<sub>1-6</sub>alkyl, (CH<sub>2</sub>)<sub>n</sub>C<sub>3-10</sub> cycloalkyl, (CH<sub>2</sub>)<sub>n</sub>C<sub>6-10</sub> aryl, and (CH<sub>2</sub>)<sub>n</sub>C<sub>5-10</sub> heterocycle, said alkyl, aryl and heterocycle optionally substituted with 1 to 3 groups of R<sup>a</sup>. Another embodiment of the present invention includes compounds where R<sup>1</sup> is (CH<sub>2</sub>)<sub>n</sub>C<sub>6-10</sub> aryl, where the aryl is 30 preferably phenyl, said and aryl optionally substituted with 1 to 3 groups of R<sup>a</sup>. Another

embodiment of this invention is realized when R<sup>1</sup> is (CH<sub>2</sub>)<sub>n</sub>C<sub>5-10</sub> heterocycle, where the heterocycle is tetrahydrofuranyl, pyranyl, piperidinyl, cyclohexyl, pyridyl, thiazolyl, pyrazinyl, preferably thiazolyl, pyridyl, or pyrazinyl. Another embodiment of this invention is realized when R<sup>1</sup> is C<sub>1-6</sub>alkyl, such as methyl, ethyl, propyl, isopropyl, and butyl, preferably methyl, propyl or isopropyl. Another embodiment of the present invention includes compounds where R<sup>1</sup> is (CH<sub>2</sub>)<sub>n</sub>C<sub>3-10</sub> cycloalkyl, preferably cyclopropyl or cyclohexyl.

Another embodiment of the present invention is realized when R<sup>5</sup> and R<sup>6</sup> are both absent.

Another embodiment of the present invention is realized when R<sup>7</sup> is C<sub>1-6</sub> alkyl, preferably methyl.

Another embodiment of the present invention is realized when R<sup>7</sup> is hydrogen.

Another embodiment of the present invention is realized when R<sup>7</sup> is halogen.

Another embodiment of the present invention is realized when R<sup>b</sup> is selected from the group consisting of halogen, OCHF<sub>2</sub>, CF<sub>3</sub>, (CH<sub>2</sub>)<sub>n</sub>CH<sub>2</sub>F, cyclopropyl, C<sub>1-6</sub> alkyl, OR, (CH<sub>2</sub>)<sub>n</sub>N(R)<sub>2</sub>, (CH<sub>2</sub>)<sub>n</sub>tetrahydrofuranyl, (CH<sub>2</sub>)<sub>n</sub>pyridyl, pyrazolyl, (CH<sub>2</sub>)<sub>n</sub>tetrahydropyranyl, and (CH<sub>2</sub>)<sub>n</sub>phenyl.

An embodiment of the present invention includes compounds wherein X, Y, Z, and W along with the other carbon atoms in the ring make an optionally substituted pyrimidine ring.

An embodiment of the present invention includes compounds wherein X=Y=N and Z=W=C. A subembodiment of this invention is realized when X=Y=N and Z=W=C, R<sup>1</sup> is optionally substituted C<sub>1-6</sub> alkyl, (CH<sub>2</sub>)<sub>n</sub>phenyl, (CH<sub>2</sub>)<sub>n</sub>pyrazinyl, or (CH<sub>2</sub>)<sub>n</sub>pyridyl, R<sup>5</sup> and R<sup>6</sup> are absent, R<sup>7</sup> is methyl, R<sup>3</sup> is methyl, and R<sup>2</sup> is cyclopropyl substituted with optionally substituted with benzimidazole.

Another embodiment of the present invention includes compounds wherein X=Z=N and Y=W=C. A subembodiment of this invention is realized when X=Z=N and Y=W=C, R<sup>1</sup> is optionally substituted C<sub>1-6</sub> alkyl, (CH<sub>2</sub>)<sub>n</sub>phenyl, (CH<sub>2</sub>)<sub>n</sub>pyrazinyl, or (CH<sub>2</sub>)<sub>n</sub>pyridyl, R<sup>4</sup> and R<sup>5</sup> are absent, R<sup>7</sup> is methyl, R<sup>3</sup> is methyl, and R<sup>2</sup> is cyclopropyl substituted with optionally substituted with benzimidazole.

An embodiment of the present invention includes compounds wherein Y=Z=N and X=W=C. A subembodiment of this invention is realized when Y=Z=N and X=W=C, R<sup>1</sup> is

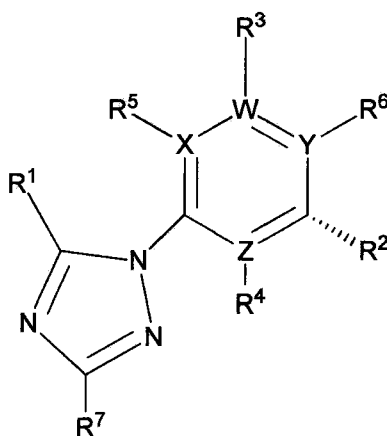
optionally substituted C<sub>1-6</sub> alkyl, (CH<sub>2</sub>)<sub>n</sub>phenyl, (CH<sub>2</sub>)<sub>n</sub>pyrazinyl, or (CH<sub>2</sub>)<sub>n</sub>pyridyl, R<sup>4</sup> and R<sup>6</sup> are absent, R<sup>7</sup> is methyl, R<sup>3</sup> is methyl, and R<sup>2</sup> is cyclopropyl substituted with optionally substituted with benzimidazole.

An embodiment of the present invention includes compounds wherein Y=Z=W=C and X=N. A subembodiment of this invention is realized when Y=Z=W=C and X=N, R<sup>1</sup> is optionally substituted C<sub>1-6</sub> alkyl, (CH<sub>2</sub>)<sub>n</sub>phenyl, (CH<sub>2</sub>)<sub>n</sub>pyrazinyl, or (CH<sub>2</sub>)<sub>n</sub>pyridyl, R<sup>5</sup> is absent, R<sup>7</sup> is methyl, R<sup>3</sup> is methyl, and R<sup>2</sup> is cyclopropyl substituted with optionally substituted with benzimidazole.

An embodiment of the present invention includes compounds wherein X=W=Z=C and Y=N. A subembodiment of this invention is realized when X=W=Z=C and Y=N, R<sup>1</sup> is optionally substituted C<sub>1-6</sub> alkyl, (CH<sub>2</sub>)<sub>n</sub>phenyl, (CH<sub>2</sub>)<sub>n</sub>pyrazinyl, or (CH<sub>2</sub>)<sub>n</sub>pyridyl, R<sup>6</sup> is absent, R<sup>7</sup> is methyl, R<sup>3</sup> is methyl, and R<sup>2</sup> is cyclopropyl substituted with optionally substituted with benzimidazole.

An embodiment of the present invention includes compounds wherein W=X=N and Y=Z=C. A subembodiment of this invention is realized when W=X=N and Y=Z=C, R<sup>1</sup> is optionally substituted C<sub>1-6</sub> alkyl, (CH<sub>2</sub>)<sub>n</sub>phenyl, (CH<sub>2</sub>)<sub>n</sub>pyrazinyl, or (CH<sub>2</sub>)<sub>n</sub>pyridyl, R<sup>3</sup> and R<sup>5</sup> are absent, R<sup>7</sup> is methyl, R<sup>3</sup> is methyl, and R<sup>2</sup> is cyclopropyl substituted with optionally substituted with benzimidazole.

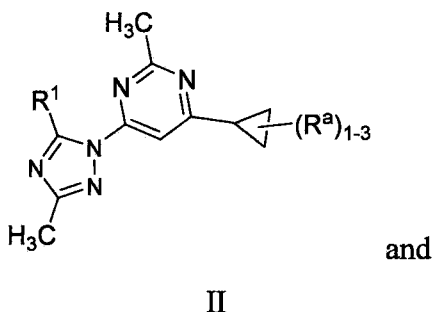
An embodiment of the present invention includes compounds represented by structural formula Ia:



Ia

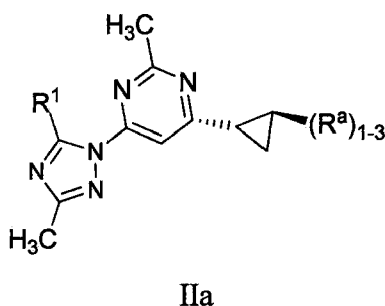
wherein R<sup>1</sup>, R<sup>2</sup>, R<sup>3</sup>, R<sup>4</sup>, R<sup>5</sup>, R<sup>6</sup>, R<sup>7</sup>, X, Y, and Z are as previously described.

Still another embodiment of the present invention of formula I and Ia is represented by structural formula II:



or a pharmaceutically acceptable salt thereof, wherein R<sup>1</sup>, and R<sup>a</sup> are as originally described.

5 Still another embodiment of the present invention of formula I, Ia and II is represented by structural formula IIa:



or a pharmaceutically acceptable salt thereof, wherein R<sup>1</sup>, and R<sup>a</sup> are as originally described.

10 Another sub-embodiment of the invention of formula II and IIa is realized when R<sup>1</sup> is C<sub>1-6</sub>alkyl, (CH<sub>2</sub>)<sub>n</sub>C<sub>3-10</sub> cycloalkyl, (CH<sub>2</sub>)<sub>n</sub>C<sub>6-10</sub> aryl, and (CH<sub>2</sub>)<sub>n</sub>C<sub>5-10</sub> heterocycle, said alkyl, cycloalkyl, aryl and heterocycle optionally substituted with 1 to 3 groups of R<sup>a</sup>. Another embodiment of the invention of formula II and IIa is realized when R<sup>1</sup> is (CH<sub>2</sub>)<sub>n</sub>C<sub>6-10</sub> aryl, where the aryl is preferably phenyl, said aryl optionally substituted with 1 to 3 groups of R<sup>a</sup>.

15 Still another embodiment of the invention of formula II and IIa is realized when R<sup>1</sup> is (CH<sub>2</sub>)<sub>n</sub>C<sub>5-10</sub> heterocycle, where the heterocycle is preferably thiazolyl, pyridyl, or pyrazinyl, said heterocycle optionally substituted with 1 to 3 groups of R<sup>a</sup>. Another embodiment of the invention of formula II and IIa is realized when R<sup>1</sup> is C<sub>1-6</sub>alkyl, such as methyl, ethyl, propyl, isopropyl, or butyl. Another embodiment of the invention of formula II and IIa is realized when

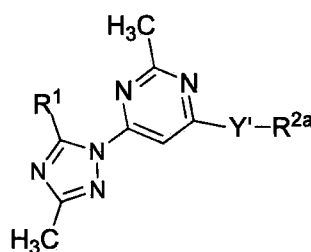
20 R<sup>1</sup> is (CH<sub>2</sub>)<sub>n</sub>C<sub>3-10</sub> cycloalkyl, such as cyclopropyl or cyclohexyl.

Another sub-embodiment of the invention of formula II and IIa is realized when there is only one R<sup>a</sup> off of the cyclopropyl and said R<sup>a</sup> is selected from the group consisting of halogen, CO<sub>2</sub>R, COR, (CH<sub>2</sub>)<sub>n</sub>C<sub>5-10</sub> heterocycle, and (CH<sub>2</sub>)<sub>n</sub>C<sub>6-10</sub> aryl, said heterocycle and

aryl optionally substituted with 1 to 3 groups of R<sup>b</sup>. A sub-embodiment of this aspect of the invention is realized when the n in (CH<sub>2</sub>)<sub>n</sub>C<sub>5-10</sub> heterocycle, and (CH<sub>2</sub>)<sub>n</sub>C<sub>6-10</sub> aryl off the cyclopropyl is zero and the heterocycle is selected from the group consisting of optionally substituted pyridyl, benzimidazolyl, thiazolyl, dihydropyrrolopyrazolyl, imidazolylpyridinyl, tetrahydropyrazolopyridinyl, naphthyridinyl, oxadiazolyl, thiadiazolyl, pentapyrazolyl, and benzthiazolyl. Another sub-embodiment of this aspect of the invention is realized when the heterocycle is optionally substituted benzimidazolyl.

Another sub-embodiment of the invention of formula II and IIa is realized when R<sup>1</sup> is optionally substituted methyl, ethyl, propyl, isopropyl, butyl, (CH<sub>2</sub>)phenyl, cyclopropyl, cyclohexyl, (CH<sub>2</sub>)thiazolyl, (CH<sub>2</sub>)pyrazinyl, or (CH<sub>2</sub>)<sub>0-1</sub>pyridyl, piperidinyl, pyranyl, pyrrolidinyl, the R<sup>a</sup> off of the cyclopropyl is selected from the group consisting of halogen, CO<sub>2</sub>R, COR, CONHCH<sub>3</sub>, or pyridyl, benzimidazolyl, oxadiazolyl, thiadiazolyl, thiazolyl, imidazopyridinyl, dihydropyrrolopyrazolyl, tetrahydropyrazolopyridinyl, naphthyridinyl, pentapyrazolyl, and benzthiazolyl, said groups optionally substituted with 1 to 3 R<sup>b</sup>; and R<sup>b</sup> is selected from the group consisting of halogen, OCHF<sub>2</sub>, CF<sub>3</sub>, (CH<sub>2</sub>)<sub>n</sub>CH<sub>2</sub>F, cyclopropyl, C<sub>1-6</sub> alkyl, and OR, (CH<sub>2</sub>)<sub>n</sub>N(R)<sub>2</sub>, (CH<sub>2</sub>)<sub>n</sub>tetrahydrofuranyl, (CH<sub>2</sub>)<sub>n</sub>pyridyl, pyrazolyl, (CH<sub>2</sub>)<sub>n</sub>tetrahydropyranyl, cyclopropyl, and (CH<sub>2</sub>)<sub>n</sub>phenyl.

Still another embodiment of the present invention of formula I and Ia is represented by structural formula III:



III

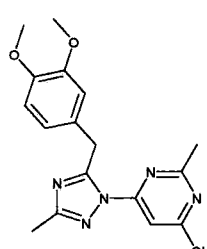
or a pharmaceutically acceptable salt thereof, wherein R<sup>1</sup> is as originally described, Y' is selected from the group consisting of -CH<sub>2</sub>CH<sub>2</sub>-, -C≡C-, -CH=CH-, and -OCH<sub>2</sub>-, and R<sup>2a</sup> is C<sub>5-10</sub> heterocycle, said heterocyclyl optionally substituted with 1 to 3 groups of R<sup>a</sup>. A subembodiment of formula III is realized when Y' is -CH<sub>2</sub>CH<sub>2</sub>-. Another subembodiment of formula III is realized when Y' is -C≡C-. Still another subembodiment of formula III is realized when Y' is -

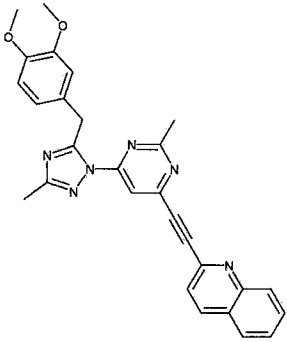
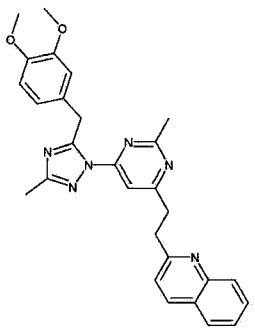
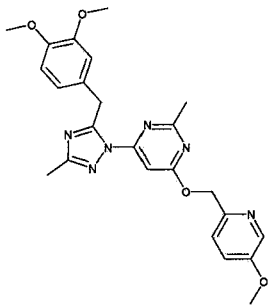
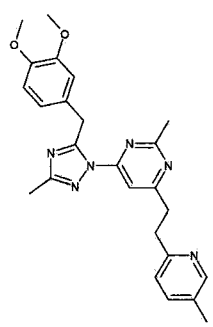
CH=CH-. Yet another subembodiment of formula III is realized when Y' is -OCH<sub>2</sub>. Another subembodiment of formula III is realized when the heterocycle of R<sup>2a</sup> is selected from the group consisting of pyrimidinyl, quinolinyl, pyridyl, and naphthyridinyl, any of which are optionally substituted with 1 to 3 groups of R<sup>a</sup>.

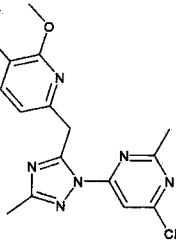
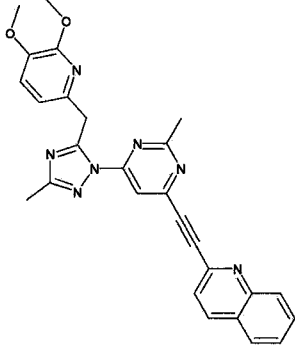
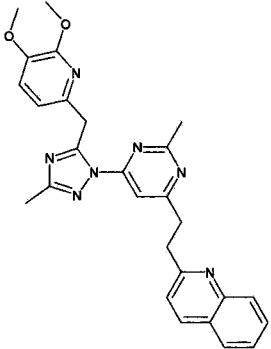
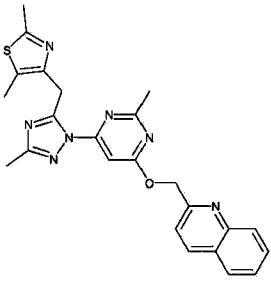
5 Still another subembodiment of formula III is realized when R<sup>1</sup> is C<sub>1-6</sub>alkyl, (CH<sub>2</sub>)<sub>n</sub>C<sub>3-10</sub> cycloalkyl, (CH<sub>2</sub>)<sub>n</sub>C<sub>6-10</sub> aryl, and (CH<sub>2</sub>)<sub>n</sub>C<sub>5-10</sub> heterocycle, said alkyl, cycloalkyl, aryl and heterocycle optionally substituted with 1 to 3 groups of R<sup>a</sup>. Another embodiment of the invention of formula III is realized when R<sup>1</sup> is (CH<sub>2</sub>)<sub>n</sub>C<sub>6-10</sub> aryl, where the aryl is preferably phenyl, said aryl optionally substituted with 1 to 3 groups of R<sup>a</sup>. Still another  
 10 embodiment of the invention of formula III is realized when R<sup>1</sup> is (CH<sub>2</sub>)<sub>n</sub>C<sub>5-10</sub> heterocycle, where the heterocycle is preferably thiazolyl, pyridyl, or pyrazinyl, said heterocycle optionally substituted with 1 to 3 groups of R<sup>a</sup>. Another embodiment of the invention of formula III is realized when R<sup>1</sup> is C<sub>1-6</sub>alkyl, such as methyl, ethyl, propyl, isopropyl, or butyl. Another embodiment of the invention of formula III is realized when R<sup>1</sup> is (CH<sub>2</sub>)<sub>n</sub>C<sub>3-10</sub> cycloalkyl, such  
 15 as cyclopropyl or cyclohexyl.

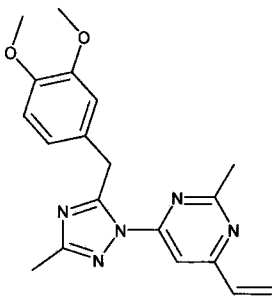
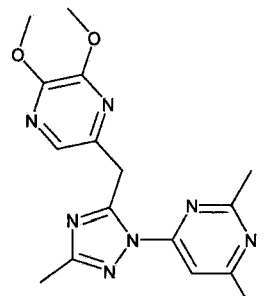
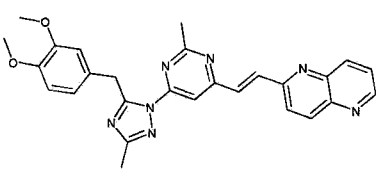
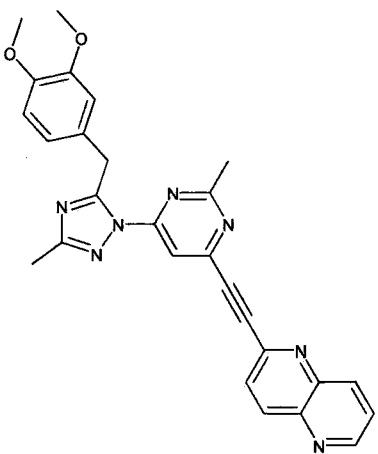
Examples of compounds of this invention include those in Table 1:

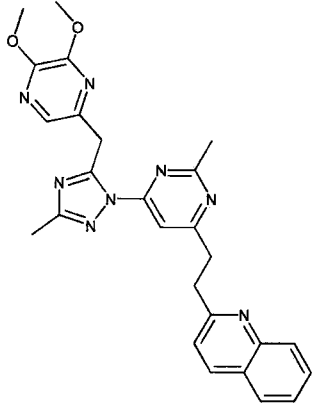
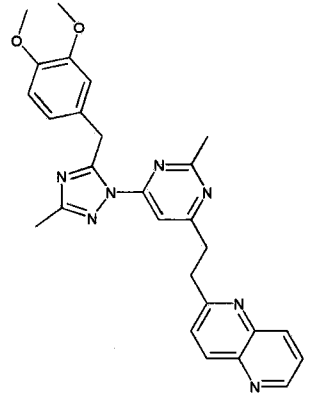
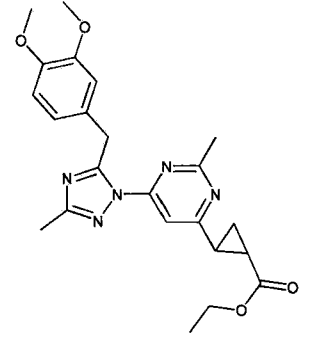
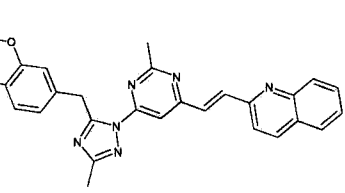
Table 1

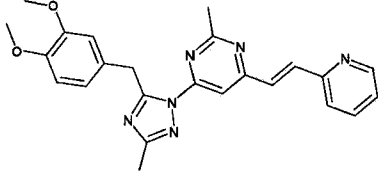
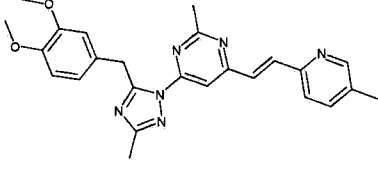
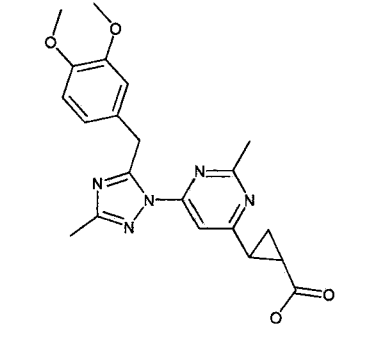
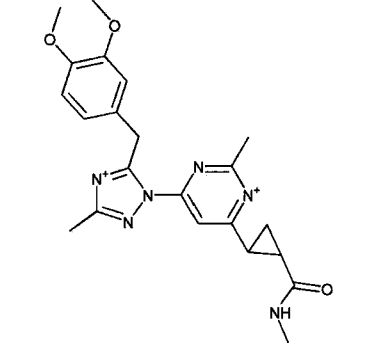
Cpd.	Structure	Name	MS m/z (M+H)
1		4-chloro-6-(5-(3,4-dimethoxybenzyl)-1H-1,2,4-triazol-1-yl)-2-methylpyrimidine	361.1 found, 361.1 required

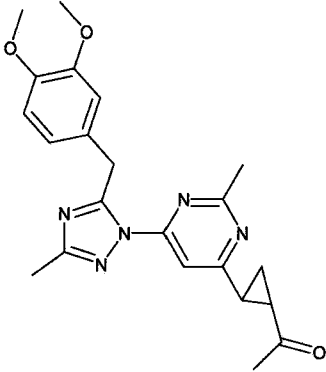
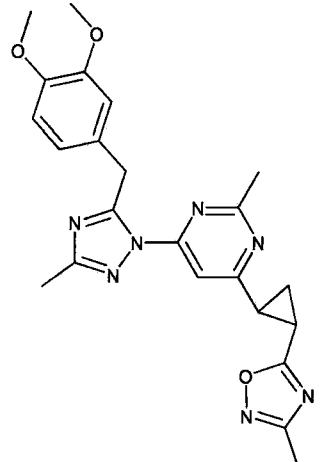
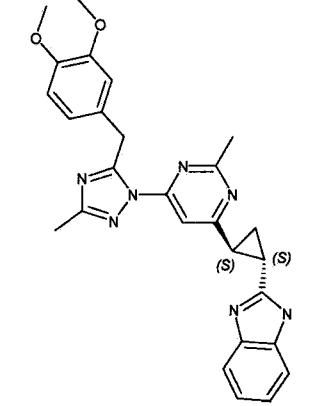
2		2-((6-(5-(3,4-dimethoxybenzyl)-3-methyl-1H-1,2,4-triazol-1-yl)-2-methylpyrimidin-4-yl)ethynyl)quinoline	477.2 found, 477.2 required
3		2-(2-(6-(5-(3,4-dimethoxybenzyl)-3-methyl-1H-1,2,4-triazol-1-yl)-2-methylpyrimidin-4-yl)ethyl)quinoline	481.2 found, 481.2 required
4		4-(5-(3,4-dimethoxybenzyl)-3-methyl-1H-1,2,4-triazol-1-yl)-6-((5-methoxypyridin-2-yl)methoxy)-2-methylpyrimidine	483.2 found, 483.2 required
5		4-(5-(3,4-dimethoxybenzyl)-3-methyl-1H-1,2,4-triazol-1-yl)-2-methyl-6-(2-(5-methylpyridin-2-yl)ethyl)pyrimidine	445.2 found, 445.2 required

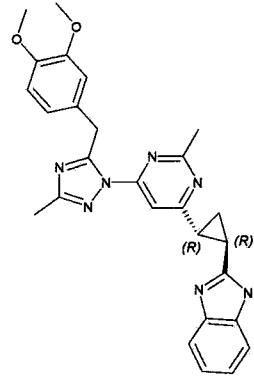
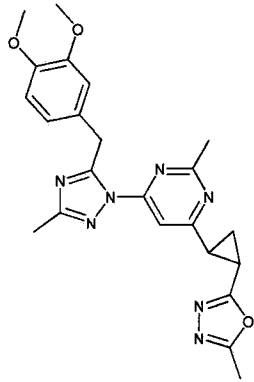
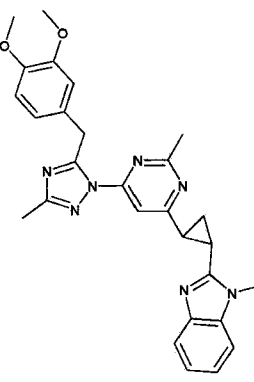
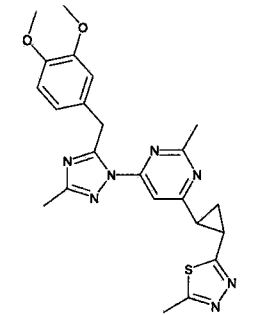
6		4-chloro-6-(5-((5,6-dimethoxypyridin-2-yl)methyl)-3-methyl-1H-1,2,4-triazol-1-yl)-2-methylpyrimidine	361.1 found, 361.1 required
7		2-((6-(5-((5,6-dimethoxypyridin-2-yl)methyl)-3-methyl-1H-1,2,4-triazol-1-yl)-2-methylpyrimidin-4-yl)ethynyl)quinoline	478.2 found, 478.2 required
8		2-(2-(6-(5-((5,6-dimethoxypyridin-2-yl)methyl)-3-methyl-1H-1,2,4-triazol-1-yl)-2-methylpyrimidin-4-yl)ethyl)quinoline	482.2 found, 482.2 required
9		2,5-dimethyl-4-((3-methyl-1-(2-methyl-6-(quinolin-2-ylmethoxy)pyrimidin-4-yl)-1H-1,2,4-triazol-5-yl)methyl)thiazole	458.2 found, 458.2 required

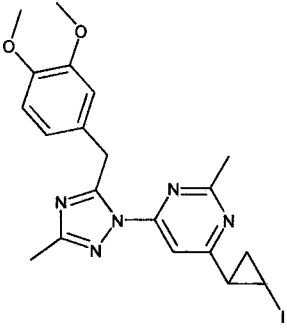
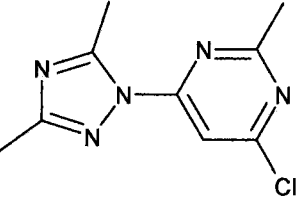
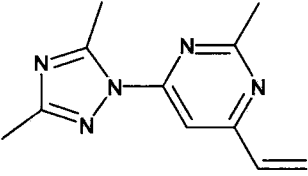
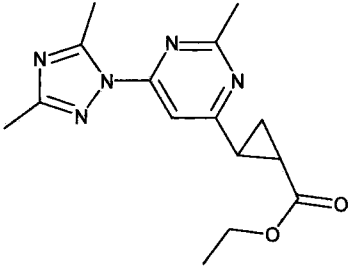
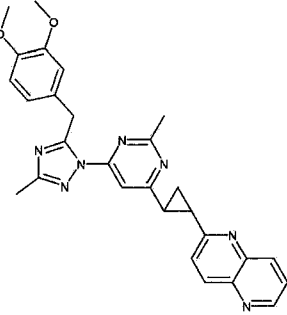
11		4-(5-(3,4-dimethoxybenzyl)-3-methyl-1H-1,2,4-triazol-1-yl)-2-methyl-6-vinylpyrimidine	352.1 found, 352.2 required
12		4-chloro-6-(5-((5,6-dimethoxypyrazin-2-yl)methyl)-3-methyl-1H-1,2,4-triazol-1-yl)-2-methylpyrimidine	No HRMS
13		(E)-2-(2-(6-(5-(3,4-dimethoxybenzyl)-3-methyl-1H-1,2,4-triazol-1-yl)-2-methylpyrimidin-4-yl)vinyl)-1,5-naphthyridine	480.2 found, 480.2 required
14		2-((6-(5-(3,4-dimethoxybenzyl)-3-methyl-1H-1,2,4-triazol-1-yl)-2-methylpyrimidin-4-yl)ethynyl)-1,5-naphthyridine	478.2 found, 478.2 required

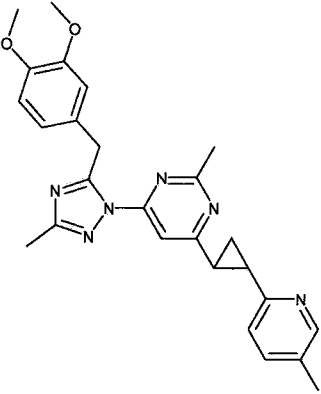
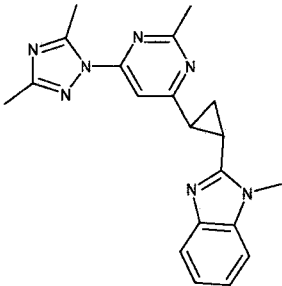
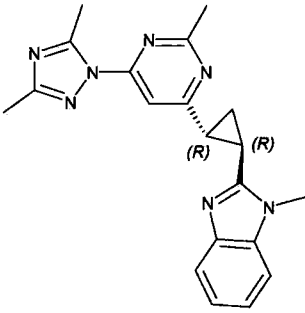
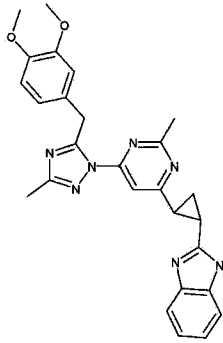
15		2-(2-(6-(5-((5,6-dimethoxypyrazin-2-yl)methyl)-3-methyl-1H-1,2,4-triazol-1-yl)-2-methylpyrimidin-4-yl)ethyl)quinoline	483.2 found, 483.2 required
16		2-(2-(6-(5-(3,4-dimethoxybenzyl)-3-methyl-1H-1,2,4-triazol-1-yl)-2-methylpyrimidin-4-yl)ethyl)-1,5-naphthyridine	482.2 found, 482.2 required
17		trans-ethyl-2-(6-(5-(3,4-dimethoxybenzyl)-3-methyl-1H-1,2,4-triazol-1-yl)-2-methylpyrimidin-4-yl)cyclopropanecarboxylate	No HRMS
18		(E)-2-(2-(6-(5-(3,4-dimethoxybenzyl)-3-methyl-1H-1,2,4-triazol-1-yl)-2-methylpyrimidin-4-yl)vinyl)quinoline	479.2 found, 479.2 required

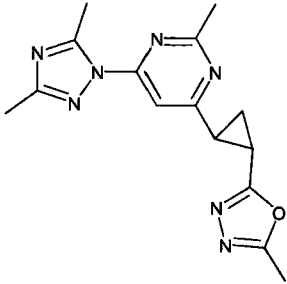
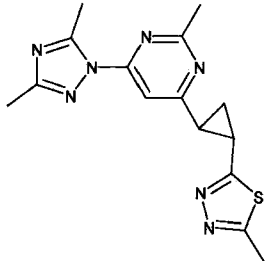
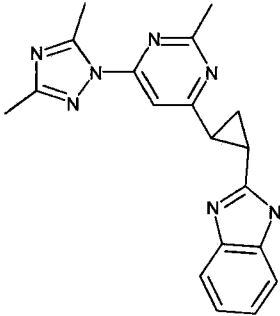
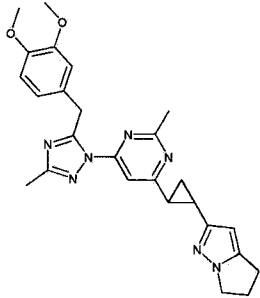
19		(E)-4-(5-(3,4-dimethoxybenzyl)-3-methyl-1H-1,2,4-triazol-1-yl)-2-methyl-6-(2-(pyridin-2-yl)vinyl)pyrimidine	429.2 found, 429.2 required
20		(E)-4-(5-(3,4-dimethoxybenzyl)-3-methyl-1H-1,2,4-triazol-1-yl)-2-methyl-6-(2-(5-methylpyridin-2-yl)vinyl)pyrimidine	443.2 found, 443.2 required
21		2-(6-(5-(3,4-dimethoxybenzyl)-3-methyl-1H-1,2,4-triazol-1-yl)-2-methylpyrimidin-4-yl)cyclopropanecarboxylic acid	410.2 found, 410.2 required
22		2-(6-(5-(3,4-dimethoxybenzyl)-3-methyl-1H-1,2,4-triazol-1-yl)-2-methylpyrimidin-4-yl)-N-methylcyclopropanecarboxamide	423.2 found, 423.2 required

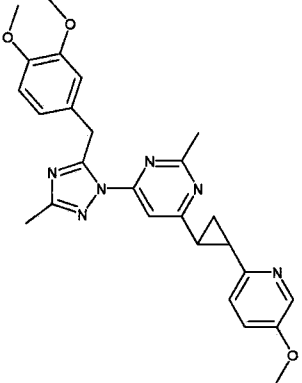
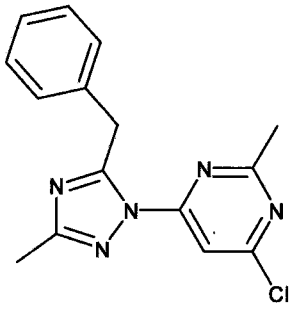
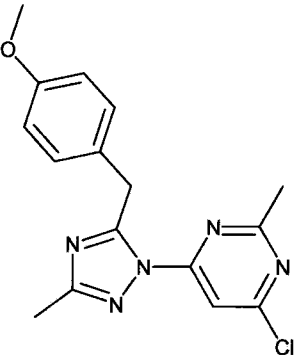
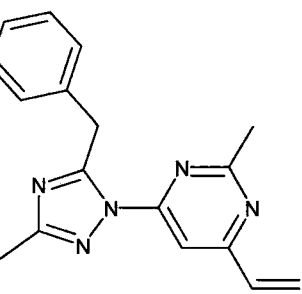
23		1-(2-(6-(5-(3,4-dimethoxybenzyl)-3-methyl-1H-1,2,4-triazol-1-yl)-2-methylpyrimidin-4-yl)cyclopropyl)ethanone	408.2 found, 408.2 required
24		5-(2-(6-(5-(3,4-dimethoxybenzyl)-3-methyl-1H-1,2,4-triazol-1-yl)-2-methylpyrimidin-4-yl)cyclopropyl)-3-methyl-1,2,4-oxadiazole	448.2 found, 448.2 required
25		2-((1S,2S)-2-(6-(5-(3,4-dimethoxybenzyl)-3-methyl-1H-1,2,4-triazol-1-yl)-2-methylpyrimidin-4-yl)cyclopropyl)-1H-benzo[d]imidazole	482.2 found, 482.2 required

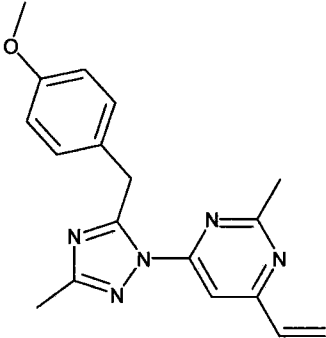
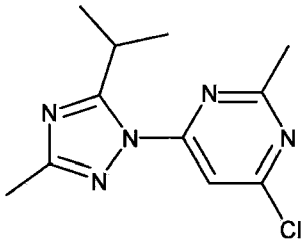
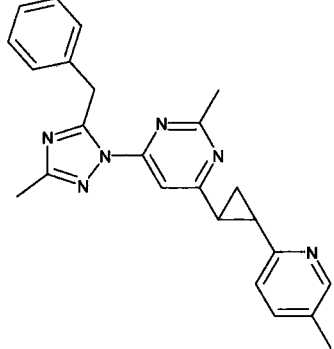
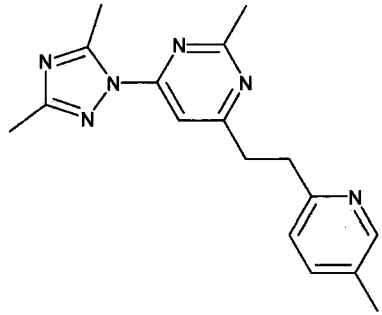
26		2-((1R,2R)-2-(6-(5-(3,4-dimethoxybenzyl)-3-methyl-1H-1,2,4-triazol-1-yl)-2-methylpyrimidin-4-yl)cyclopropyl)-1H-benzo[d]imidazole	482.2 found, 482.2 required
27		2-(2-(6-(5-(3,4-dimethoxybenzyl)-3-methyl-1H-1,2,4-triazol-1-yl)-2-methylpyrimidin-4-yl)cyclopropyl)-5-methyl-1,3,4-oxadiazole	448.2 found, 448.2 required
28		2-(2-(6-(5-(3,4-dimethoxybenzyl)-3-methyl-1H-1,2,4-triazol-1-yl)-2-methylpyrimidin-4-yl)cyclopropyl)-1-methyl-1H-benzo[d]imidazole	496.2 found, 496.2 required
29		2-(2-(6-(5-(3,4-dimethoxybenzyl)-3-methyl-1H-1,2,4-triazol-1-yl)-2-methylpyrimidin-4-yl)cyclopropyl)-5-methyl-1,3,4-thiadiazole	464.2 found, 464.2 required

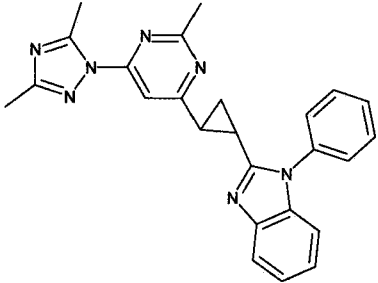
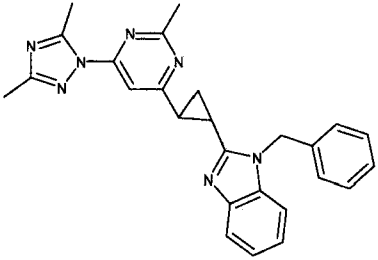
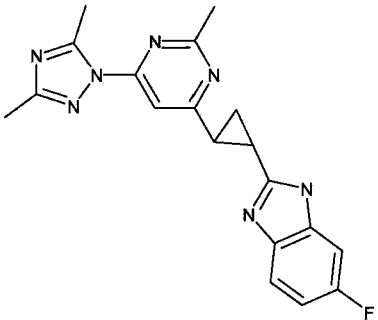
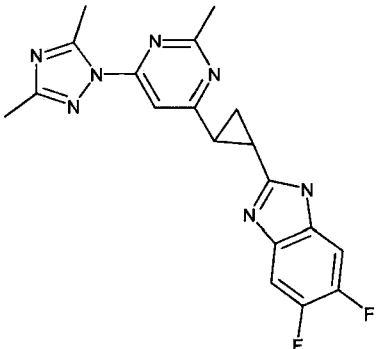
30		4-(5-(3,4-dimethoxybenzyl)-3-methyl-1H-1,2,4-triazol-1-yl)-6-(2-iodocyclopropyl)-2-methylpyrimidine	492.3 found, 492.1 required
31		4-(3,5-dimethyl-1H-1,2,4-triazol-1-yl)-2-methyl-6-chloropyrimidine	224.1 found, 224.1 required
32		4-(3,5-dimethyl-1H-1,2,4-triazol-1-yl)-2-methyl-6-vinylpyrimidine	216.2 found, 216.1 required
33		Ethyl-2-(6-(3,5-dimethyl-1H-1,2,4-triazol-1-yl)-2-methylpyrimidin-4-yl)cyclopropanecarboxylate	302.4 found, 302.2 required
34		Cis-2-(2-(6-(5-(3,4-dimethoxybenzyl)-3-methyl-1H-1,2,4-triazol-1-yl)-2-methylpyrimidin-4-yl)cyclopropyl)-1,5-naphthyridine	494.2 found, 494.2 required

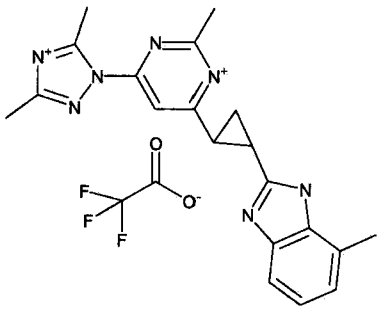
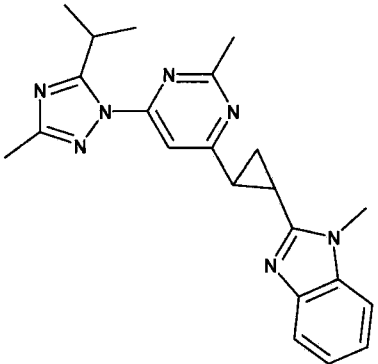
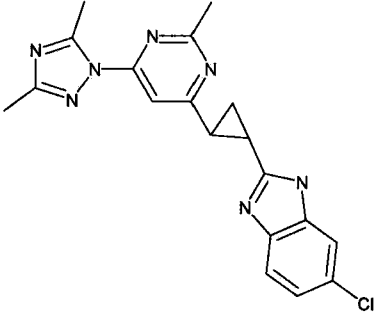
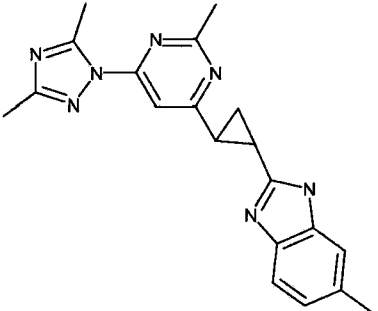
35		4-(5-(3,4-dimethoxybenzyl)-3-methyl-1H-1,2,4-triazol-1-yl)-2-methyl-6-(2-(5-methylpyridin-2-yl)cyclopropyl)pyrimidine	457.2 found, 457.2 required
36		2-(2-(6-(3,5-dimethyl-1H-1,2,4-triazol-1-yl)-2-methylpyrimidin-4-yl)cyclopropyl)-1-methyl-1H-benzo[d]imidazole	360.2 found, 360.2 required
37		2-((1R,2R)-2-(6-(3,5-dimethyl-1H-1,2,4-triazol-1-yl)-2-methylpyrimidin-4-yl)cyclopropyl)-1-methyl-1H-benzo[d]imidazole	360.2 found, 360.2 required
38		2-(2-(6-(5-(3,4-dimethoxybenzyl)-3-methyl-1H-1,2,4-triazol-1-yl)-2-methylpyrimidin-4-yl)cyclopropyl)-1H-benzo[d]imidazole	482.2 found, 482.2 required

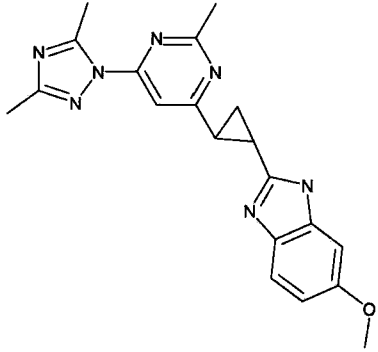
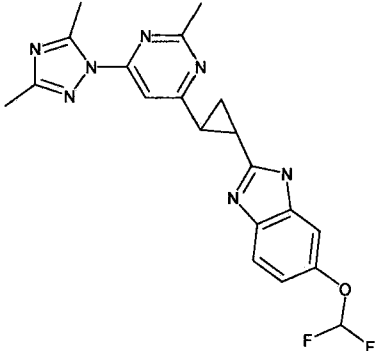
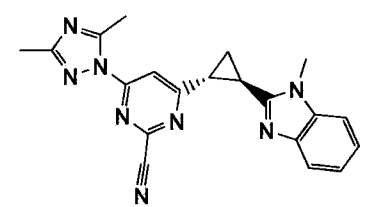
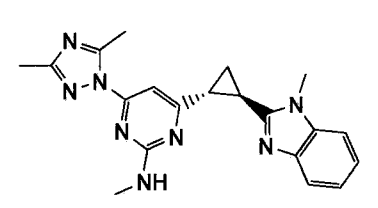
39		3,5-dimethyl-1-(2-methyl-6-(2-(5-methyl-1,3,4-oxadiazol-2-yl)cyclopropyl)pyrimidin-4-yl)-1H-1,2,4-triazol-4-ium	312.2 found, 312.2 required
40		2-(2-(6-(3,5-dimethyl-1H-1,2,4-triazol-1-yl)-2-methylpyrimidin-4-yl)cyclopropyl)-5-methyl-1,3,4-thiadiazole	328.1 found, 328.1 required
41		2-(2-(6-(3,5-dimethyl-1H-1,2,4-triazol-1-yl)-2-methylpyrimidin-4-yl)cyclopropyl)-1H-benzo[d]imidazole	346.2 found, 328.1 required
42		2-(2-(6-(5-(3,4-dimethoxybenzyl)-3-methyl-1H-1,2,4-triazol-1-yl)-2-methylpyrimidin-4-yl)cyclopropyl)-5,6-dihydro-4H-pyrrolo[1,2-b]pyrazole	472.2 found, 472.2 required

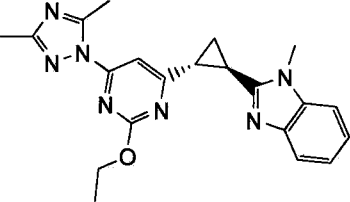
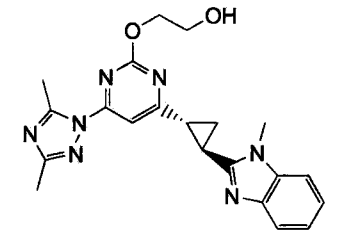
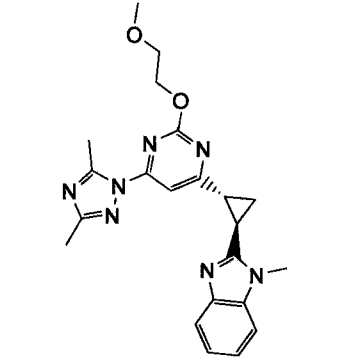
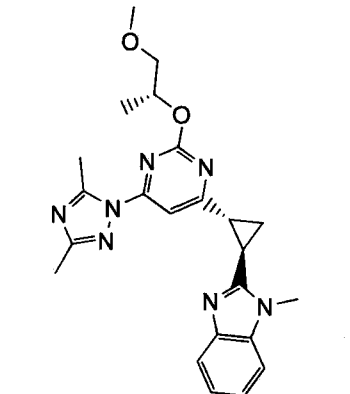
43		4-(5-(3,4-dimethoxybenzyl)-3-methyl-1H-1,2,4-triazol-1-yl)-6-(2-(5-methoxypyridin-2-yl)cyclopropyl)-2-methylpyrimidine	473.2 found, 473.2 required
44		4-(5-benzyl-3-methyl-1H-1,2,4-triazol-1-yl)-6-chloro-2-methylpyrimidine	300.1 found, 300.1 required
45		4-chloro-6-(5-(4-methoxybenzyl)-3-methyl-1H-1,2,4-triazol-1-yl)-2-methylpyrimidine	330.3 found, 330.1 required
46		4-(5-benzyl-3-methyl-1H-1,2,4-triazol-1-yl)-2-methyl-6-vinylpyrimidine	292.3 found, 292.2 required

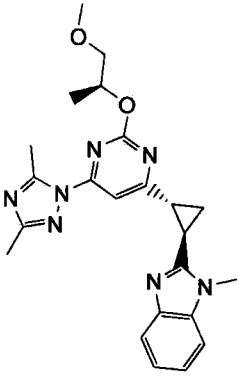
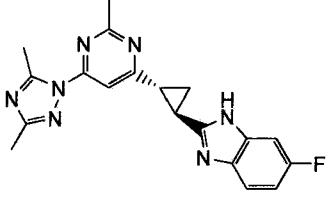
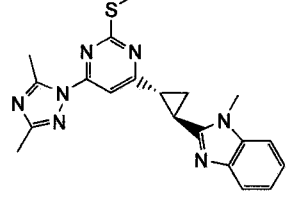
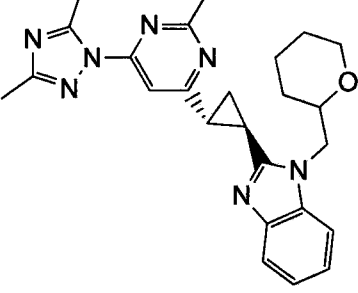
47		4-(5-(4-methoxybenzyl)-3-methyl-1H-1,2,4-triazol-1-yl)-2-methyl-6-vinylpyrimidine	322.2 found, 322.2 required
48		4-chloro-6-(5-isopropyl-3-methyl-1H-1,2,4-triazol-1-yl)-2-methylpyrimidine	252.0 found, 252.1 required
49		4-(5-benzyl-3-methyl-1H-1,2,4-triazol-1-yl)-2-methyl-6-(2-(5-methylpyridin-2-yl)cyclopropyl)pyrimidine	397.2 found, 397.2 required
50		4-(3,5-dimethyl-1H-1,2,4-triazol-1-yl)-2-methyl-6-(2-(5-methylpyridin-2-yl)ethyl)pyrimidine	309.2 found, 309.2 required

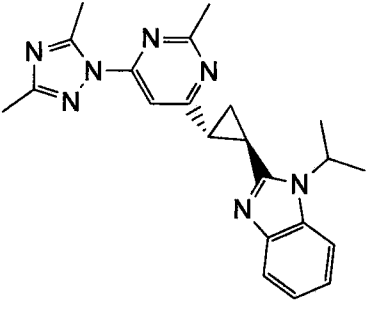
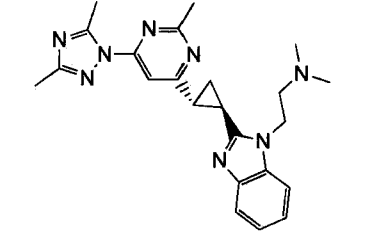
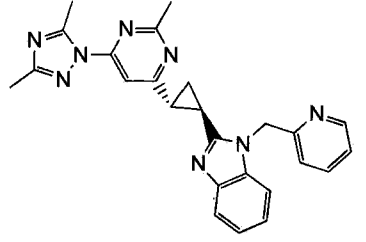
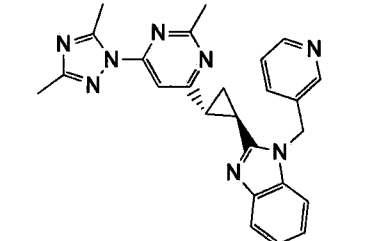
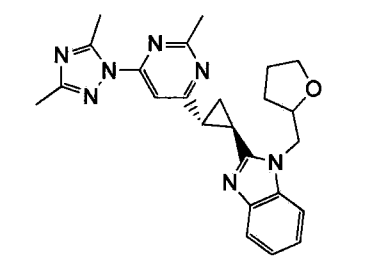
51		2-(2-(6-(3,5-dimethyl-1H-1,2,4-triazol-1-yl)-2-methylpyrimidin-4-yl)cyclopropyl)-1-phenyl-1H-benzo[d]imidazole	422.2 found, 422.2 required
52		1-benzyl-2-(2-(6-(3,5-dimethyl-1H-1,2,4-triazol-1-yl)-2-methylpyrimidin-4-yl)cyclopropyl)-1H-benzo[d]imidazole	436.2 found, 436.2 required
53		2-(2-(6-(3,5-dimethyl-1H-1,2,4-triazol-1-yl)-2-methylpyrimidin-4-yl)cyclopropyl)-6-fluoro-1H-benzo[d]imidazole	384.2 found, 384.2 required
54		2-(2-(6-(3,5-dimethyl-1H-1,2,4-triazol-1-yl)-2-methylpyrimidin-4-yl)cyclopropyl)-5,6-difluoro-1H-benzo[d]imidazole	382.2 found, 382.2 required

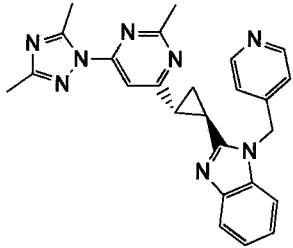
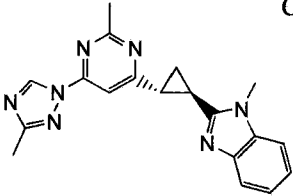
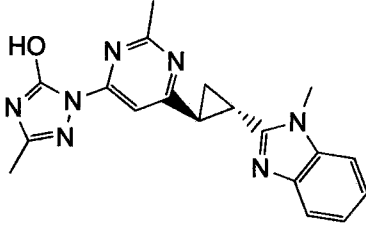
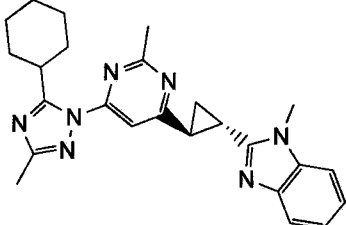
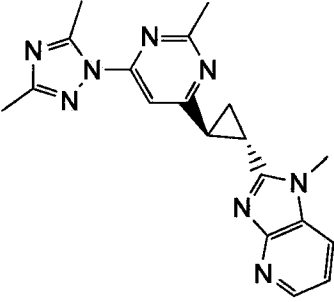
55		2-(2-(6-(3,5-dimethyl-1H-1,2,4-triazol-1-yl)-2-methylpyrimidin-4-yl)cyclopropyl)-7-methyl-1H-benzo[d]imidazole	360.2 found, 360.2 required
56		2-(2-(6-(5-isopropyl-3-methyl-1H-1,2,4-triazol-1-yl)-2-methylpyrimidin-4-yl)cyclopropyl)-1-methyl-1H-benzo[d]imidazole	388.2 found, 388.2 required
57		6-chloro-2-(2-(6-(3,5-dimethyl-1H-1,2,4-triazol-1-yl)-2-methylpyrimidin-4-yl)cyclopropyl)-1H-benzo[d]imidazole	380.1 found, 380.1 required
58		2-(2-(6-(3,5-dimethyl-1H-1,2,4-triazol-1-yl)-2-methylpyrimidin-4-yl)cyclopropyl)-6-methyl-1H-benzo[d]imidazole	360.2 found, 360.2 required

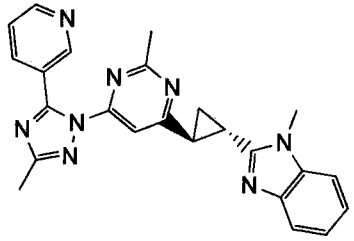
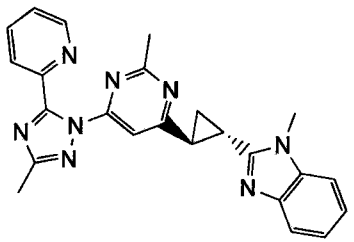
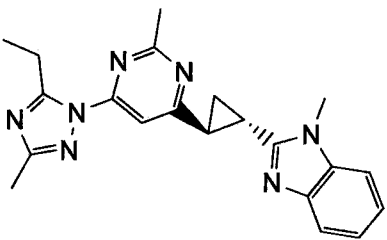
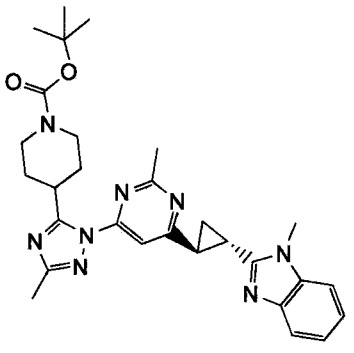
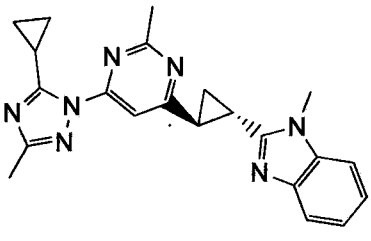
59		2-(2-(6-(3,5-dimethyl-1H-1,2,4-triazol-1-yl)-2-methylpyrimidin-4-yl)cyclopropyl)-6-methoxy-1H-benzo[d]imidazole	376.2 found, 376.2 required
60		6-(difluoromethoxy)-2-(2-(6-(3,5-dimethyl-1H-1,2,4-triazol-1-yl)-2-methylpyrimidin-4-yl)cyclopropyl)-1H-benzo[d]imidazole	412.2 found, 412.2 required
61		4-(3,5-dimethyl-1H-1,2,4-triazol-1-yl)-6-[(1R,2R)-2-(1-methyl-1H-benzimidazol-2-yl)cyclopropyl]pyrimidine-2-carbonitrile	371.4 found, 371.2 required
62		4-(3,5-dimethyl-1H-1,2,4-triazol-1-yl)-N-methyl-6-[(1R,2R)-2-(1-methyl-1H-benzimidazol-2-yl)cyclopropyl]pyrimidin-2-amine	375.4 found, 375.2 required

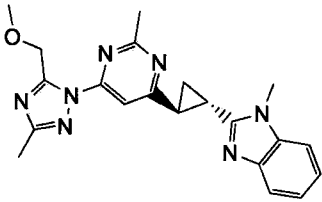
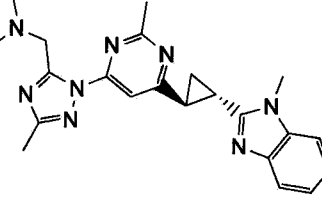
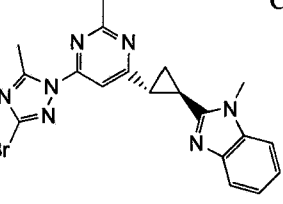
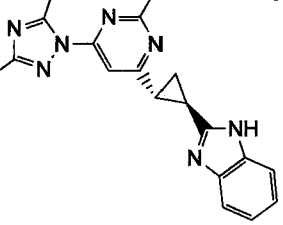
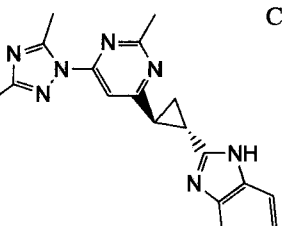
63		2-((1R,2R)-2-[6-(3,5-dimethyl-1H-1,2,4-triazol-1-yl)-2-ethoxypyrimidin-4-yl]cyclopropyl)-1-methyl-1H-benzimidazole	390.5 found, 390.2 required
64		2-((1R,2R)-2-(6-(2-(2-hydroxyethoxy)-4-(3,5-dimethyl-1H-1,2,4-triazol-1-yl)pyrimidin-2-yl)oxy)cyclopropyl)-1-methyl-1H-benzimidazole	406.4 found, 406.2 required
65		2-((1R,2R)-2-[6-(3,5-dimethyl-1H-1,2,4-triazol-1-yl)-2-(2-methoxyethoxy)pyrimidin-4-yl]cyclopropyl)-1-methyl-1H-benzimidazole	420.5 found, 420.2 required
66		2-((1R,2R)-2-{6-(3,5-dimethyl-1H-1,2,4-triazol-1-yl)-2-[(1R)-2-methoxy-1-methylethoxy]pyrimidin-4-yl}cyclopropyl)-1-methyl-1H-benzimidazole	434.5 found, 434.2 required

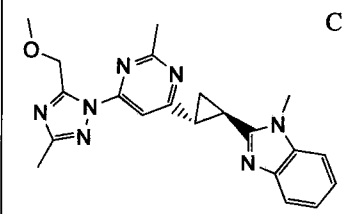
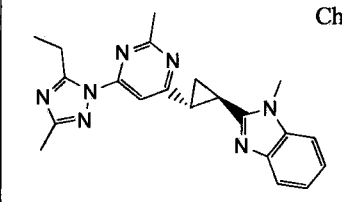
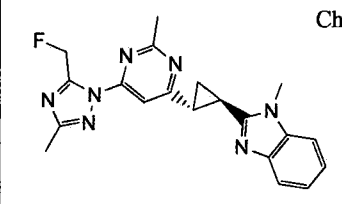
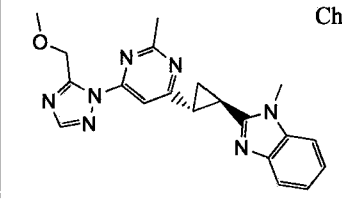
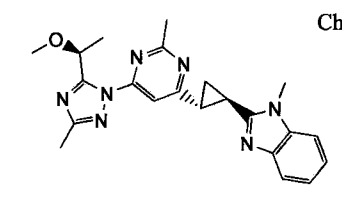
67		2-[(1R,2R)-2-{6-(3,5-dimethyl-1H-1,2,4-triazol-1-yl)-2-[(1S)-2-methoxy-1-methylethoxy]pyrimidin-4-yl}cyclopropyl]-1-methyl-1H-benzimidazole	434.5 found, 434.2 required
68		2-{(1R,2R)-2-[6-(3,5-dimethyl-1H-1,2,4-triazol-1-yl)-2-methylpyrimidin-4-yl]cyclopropyl}-6-fluoro-1H-benzimidazole	364.4 found, 364.2 required
69		2-{(1R,2R)-2-[6-(3,5-dimethyl-1H-1,2,4-triazol-1-yl)-2-(methylsulfanyl)pyrimidin-4-yl]cyclopropyl}-1-methyl-1H-benzimidazole	392.4 found, 392.2 required
70		2-{2-[6-(3,5-dimethyl-1H-1,2,4-triazol-1-yl)-2-methylpyrimidin-4-yl]cyclopropyl}-1-(tetrahydro-2H-pyran-2-ylmethyl)-1H-benzimidazole	found 444.3, required 444.3

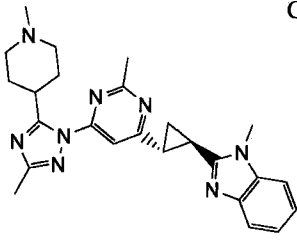
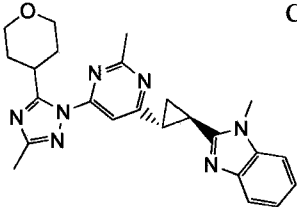
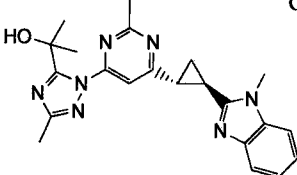
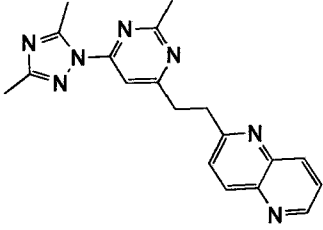
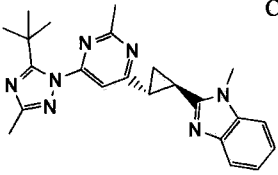
71		2-{2-[6-(3,5-dimethyl-1H-1,2,4-triazol-1-yl)-2-methylpyrimidin-4-yl]cyclopropyl}-1-(1-methylethyl)-1H-benzimidazole	found 388.2, required 388.2
72		2-(2-{2-[6-(3,5-dimethyl-1H-1,2,4-triazol-1-yl)-2-methylpyrimidin-4-yl]cyclopropyl}-1H-benzimidazol-1-yl)-N,N-dimethylethanamine	found 417.3, required 417.3
73		2-{2-[6-(3,5-dimethyl-1H-1,2,4-triazol-1-yl)-2-methylpyrimidin-4-yl]cyclopropyl}-1-(pyridin-2-ylmethyl)-1H-benzimidazole	found 437.2, required 437.2
74		2-{2-[6-(3,5-dimethyl-1H-1,2,4-triazol-1-yl)-2-methylpyrimidin-4-yl]cyclopropyl}-1-(pyridin-3-ylmethyl)-1H-benzimidazole	found 437.2, required 437.2
75		2-{2-[6-(3,5-dimethyl-1H-1,2,4-triazol-1-yl)-2-methylpyrimidin-4-yl]cyclopropyl}-1-(tetrahydrofuran-2-ylmethyl)-1H-benzimidazole	found 430.2, required 430.2

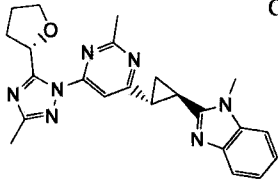
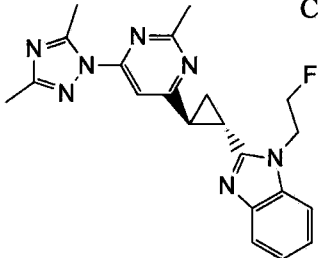
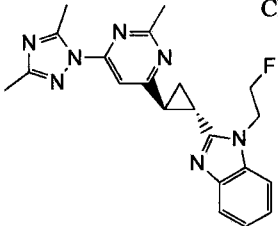
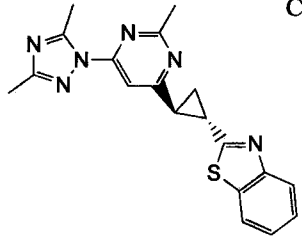
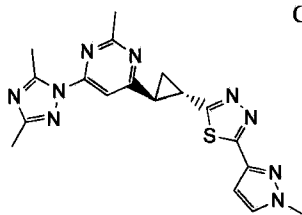
76		2-{2-[6-(3,5-dimethyl-1H-1,2,4-triazol-1-yl)-2-methylpyrimidin-4-yl]cyclopropyl}-1-(pyridin-4-ylmethyl)-1H-benzimidazole	found 437.2, required 437.2
77	<p style="text-align: center;">Chiral</p> 	1-methyl-2-[(1R,2R)-2-[2-methyl-6-(3-methyl-1H-1,2,4-triazol-1-yl)pyrimidin-4-yl]cyclopropyl]-1H-benzimidazole	found 346.2, required 346.2
78		3-methyl-1-[2-methyl-6-[2-(1-methyl-1H-benzimidazol-2-yl)cyclopropyl]pyrimidin-4-yl]-1H-1,2,4-triazol-5-ol	found 362.2, required 362.2
79		2-{2-[6-(5-cyclohexyl-3-methyl-1H-1,2,4-triazol-1-yl)-2-methylpyrimidin-4-yl]cyclopropyl}-1-methyl-1H-benzimidazole	found 428.3, required 428.3
80		2-{2-[6-(3,5-dimethyl-1H-1,2,4-triazol-1-yl)-2-methylpyrimidin-4-yl]cyclopropyl}-1-methyl-1H-imidazo[4,5-b]pyridine	found 361.2, required 361.2

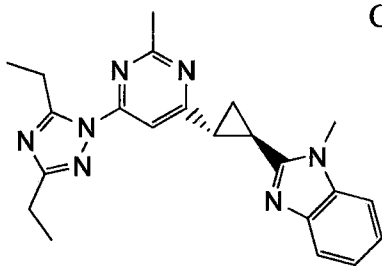
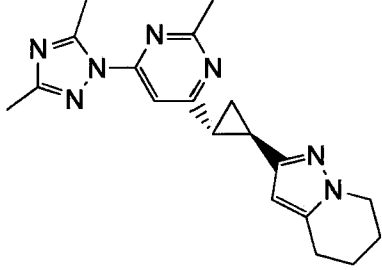
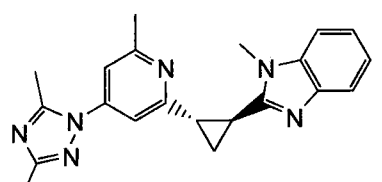
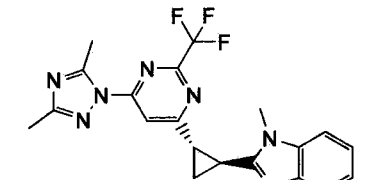
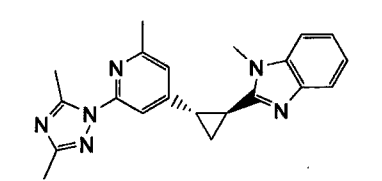
81		1-methyl-2-{2-[2-methyl-6-(3-methyl-5-pyridin-3-yl-1H-1,2,4-triazol-1-yl)pyrimidin-4-yl]cyclopropyl}-1H-benzimidazole	found 423.2, required 423.2
82		1-methyl-2-{2-[2-methyl-6-(3-methyl-5-pyridin-2-yl-1H-1,2,4-triazol-1-yl)pyrimidin-4-yl]cyclopropyl}-1H-benzimidazole	found 423.2, required 423.2
83		2-{2-[6-(5-ethyl-3-methyl-1H-1,2,4-triazol-1-yl)-2-methylpyrimidin-4-yl]cyclopropyl}-1-methyl-1H-benzimidazole	found 374.2, required 374.2
84		tert-butyl 4-(3-methyl-1-{2-methyl-6-[2-(1-methyl-1H-benzimidazol-2-yl)cyclopropyl]pyrimidin-4-yl}-1H-1,2,4-triazol-5-yl)piperidine-1-carboxylate	found 529.3, required 529.3
85		2-{2-[6-(5-cyclopropyl-3-methyl-1H-1,2,4-triazol-1-yl)-2-methylpyrimidin-4-yl]cyclopropyl}-1-methyl-1H-benzimidazole	found 386.2, required 386.2

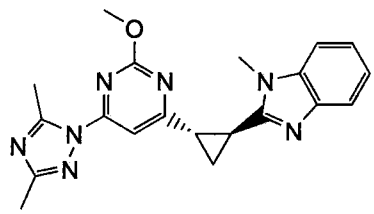
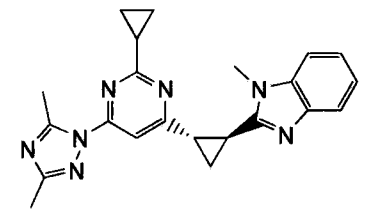
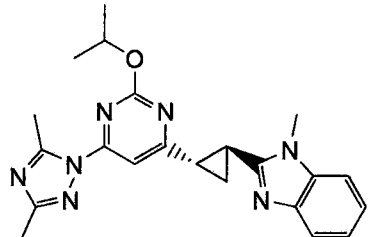
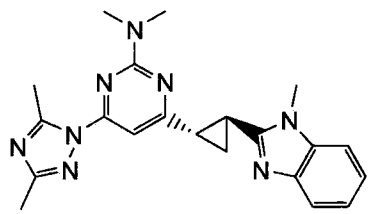
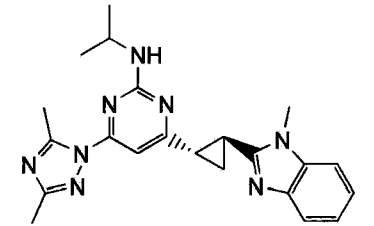
86		2-[2-{6-[5-(methoxymethyl)-3-methyl-1H-1,2,4-triazol-1-yl]-2-methylpyrimidin-4-yl}cyclopropyl]-1-methyl-1H-benzimidazole	found 390.2, required 390.2
87		N,N-dimethyl-1-(3-methyl-1-{2-methyl-6-[2-(1-methyl-1H-benzimidazol-2-yl)cyclopropyl]pyrimidin-4-yl}-1H-1,2,4-triazol-5-yl)methanamine	found 403.2, required 403.2
88	 <p style="text-align: right;">Chiral</p>	2-((1R,2R)-2-[6-(3-bromo-5-methyl-1H-1,2,4-triazol-1-yl)-2-methylpyrimidin-4-yl]cyclopropyl)-1-methyl-1H-benzimidazole	found 424.1, required 424.1
89	 <p style="text-align: right;">Chiral</p>	2-((1R,2R)-2-[6-(3,5-dimethyl-1H-1,2,4-triazol-1-yl)-2-methylpyrimidin-4-yl]cyclopropyl)-1H-benzimidazole	found 346.2, required 346.2
90	 <p style="text-align: right;">Chiral</p>	2-((1S,2S)-2-[6-(3,5-dimethyl-1H-1,2,4-triazol-1-yl)-2-methylpyrimidin-4-yl]cyclopropyl)-1H-benzimidazole	Found 346.2, required 346.2

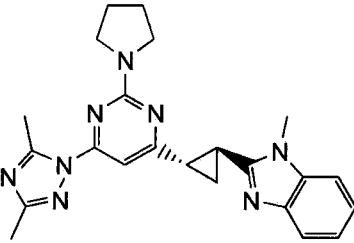
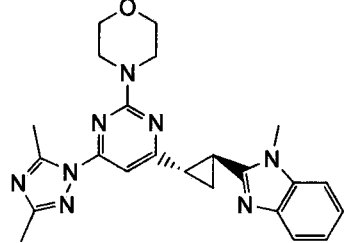
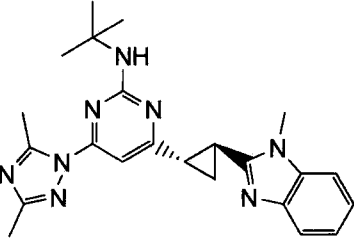
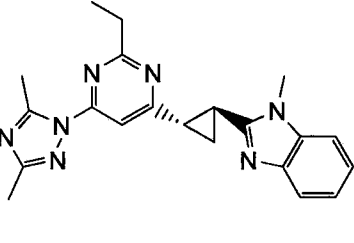
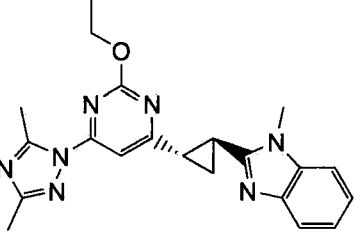
91	 <p>Chiral</p>	2-[(1R,2R)-2-{6-[5-(methoxymethyl)-3-methyl-1H-1,2,4-triazol-1-yl]-2-methylpyrimidin-4-yl}cyclopropyl]-1-methyl-1H-benzimidazole	found 390.2, required 390.2
92	 <p>Chiral</p>	2-[(1R,2R)-2-{6-(5-ethyl-3-methyl-1H-1,2,4-triazol-1-yl)-2-methylpyrimidin-4-yl}cyclopropyl]-1-methyl-1H-benzimidazole	found 374.2, required 374.2
93	 <p>Chiral</p>	2-[(1R,2R)-2-{6-[5-(fluoromethyl)-3-methyl-1H-1,2,4-triazol-1-yl]-2-methylpyrimidin-4-yl}cyclopropyl]-1-methyl-1H-benzimidazole	found 378.2, required 378.2
94	 <p>Chiral</p>	2-[(1R,2R)-2-{6-[5-(methoxymethyl)-1H-1,2,4-triazol-1-yl]-2-methylpyrimidin-4-yl}cyclopropyl]-1-methyl-1H-benzimidazole	found 376.2, required 376.2
95	 <p>Chiral</p>	2-[(1R,2R)-2-(6-{5-[(1S)-1-methoxyethyl]-3-methyl-1H-1,2,4-triazol-1-yl}-2-methylpyrimidin-4-yl)cyclopropyl]-1-methyl-1H-benzimidazole	found 404.2, required 404.2

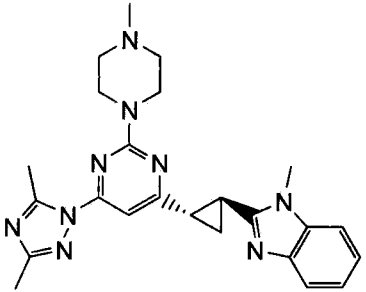
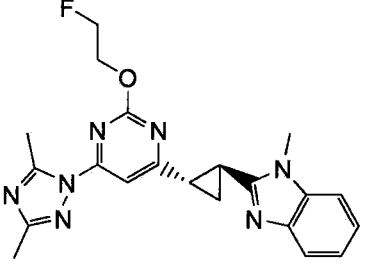
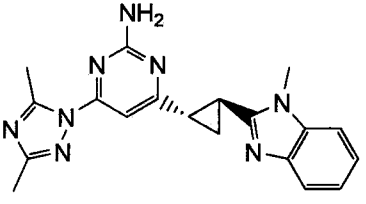
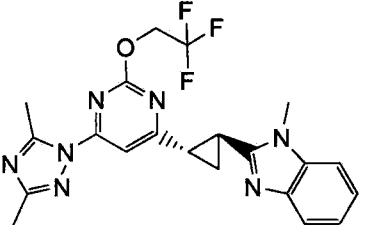
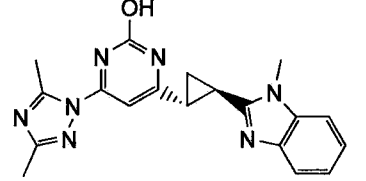
96	 <p style="text-align: right;">Chiral</p>	1-methyl-2-[(1R,2R)-2-{2-methyl-6-[3-methyl-5-(1-methylpiperidin-4-yl)-1H-1,2,4-triazol-1-yl]pyrimidin-4-yl}cyclopropyl]-1H-benzimidazole	found 443.3, required 443.3
97	 <p style="text-align: right;">Chiral</p>	1-methyl-2-[(1R,2R)-2-{2-methyl-6-[3-methyl-5-(tetrahydro-2H-pyran-4-yl)-1H-1,2,4-triazol-1-yl]pyrimidin-4-yl}cyclopropyl]-1H-benzimidazole	found 430.2, required 430.2
98	 <p style="text-align: right;">Chiral</p>	2-(3-methyl-1-{2-methyl-6-[(1R,2R)-2-(1-methyl-1H-benzimidazol-2-yl)cyclopropyl]pyrimidin-4-yl}-1H-1,2,4-triazol-5-yl)propan-2-ol	found 404.2, required 404.2
99		2-{2-[6-(3,5-dimethyl-1H-1,2,4-triazol-1-yl)-2-methylpyrimidin-4-yl]ethyl}-1,5-naphthyridine	found 346.2, required 346.2
100	 <p style="text-align: right;">Chiral</p>	2-[(1R,2R)-2-[6-(5-tert-butyl-3-methyl-1H-1,2,4-triazol-1-yl)-2-methylpyrimidin-4-yl]cyclopropyl]-1-methyl-1H-benzimidazole	found 402.2, required 402.2

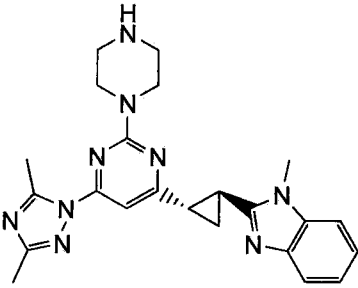
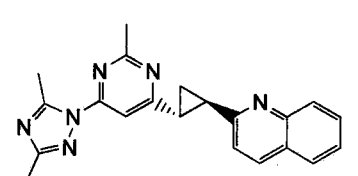
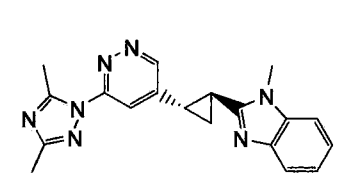
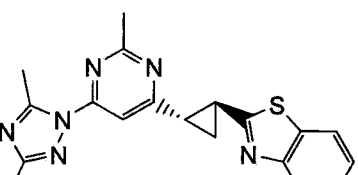
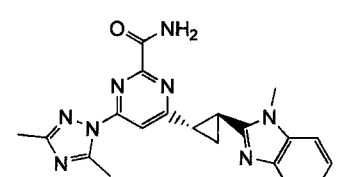
101	 <p>Chiral</p>	1-methyl-2-[(1R,2R)-2-(2-methyl-6-{3-methyl-5-[(2S)-tetrahydrofuran-2-yl]-1H-1,2,4-triazol-1-yl}pyrimidin-4-yl)cyclopropyl]-1H-benzimidazole	found 416.2, required 416.2
102	 <p>Chiral</p>	2-[(1S,2S)-2-[6-(3,5-dimethyl-1H-1,2,4-triazol-1-yl)-2-methylpyrimidin-4-yl]cyclopropyl]-1-(2-fluoroethyl)-1H-benzimidazole	found 392.2, required 392.2
103	 <p>Chiral</p>	2-[(1S,2S)-2-[6-(3,5-dimethyl-1H-1,2,4-triazol-1-yl)-2-methylpyrimidin-4-yl]cyclopropyl]-1-(2-fluoroethyl)-1H-benzimidazole	found 392.2, required 392.2
104	 <p>Chiral</p>	2-[(1S,2S)-2-[6-(3,5-dimethyl-1H-1,2,4-triazol-1-yl)-2-methylpyrimidin-4-yl]cyclopropyl]-1,3-benzothiazole	found 363.1, required 396.1
105	 <p>Chiral</p>	4-(3,5-dimethyl-1H-1,2,4-triazol-1-yl)-2-methyl-6-[(1S,2S)-2-[5-(1-methyl-1H-pyrazol-3-yl)-1,3,4-thiadiazol-2-yl]cyclopropyl]pyrimidine	found 394.2, required 394.2

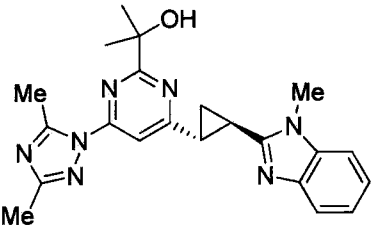
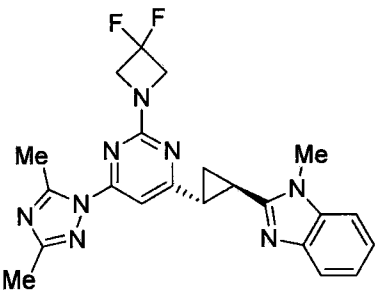
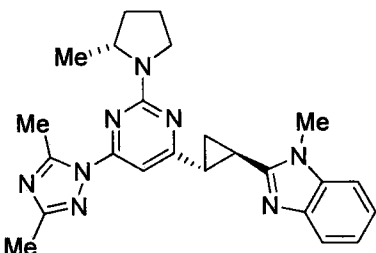
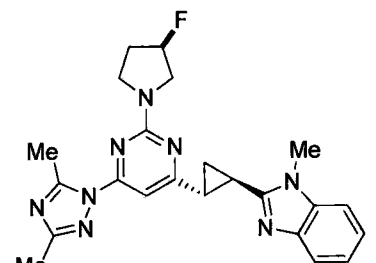
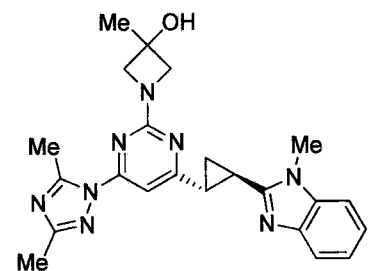
106		<p>Cl</p> <p>2-((1R,2R)-2-(6-(3,5-diethyl-1H-1,2,4-triazol-1-yl)-2-methylpyrimidin-4-yl)cyclopropyl)-1-methyl-1H-benzimidazole</p>	<p>found 388.2, required 388.2</p>
107		<p>2-((1R,2R)-2-(6-(3,5-dimethyl-1H-1,2,4-triazol-1-yl)-2-methylpyrimidin-4-yl)cyclopropyl)-4,5,6,7-tetrahydropyrazolo[1,5-a]pyridine</p>	<p>found 350.2, required 350.2</p>
108		<p>trans-2-((2-(4-(3,5-dimethyl-1H-1,2,4-triazol-1-yl)-6-methylpyridin-2-yl)cyclopropyl)-1-methyl-1H-benzimidazole</p>	<p>found 359.0 required 359.0</p>
109		<p>trans-2-((2-(6-(3,5-dimethyl-1H-1,2,4-triazol-1-yl)-2-(trifluoromethyl)pyrimidin-4-yl)cyclopropyl)-1-methyl-1H-benzimidazole</p>	<p>found 414.0 required 414.0</p>
110		<p>trans-2-((2-(2-(3,5-dimethyl-1H-1,2,4-triazol-1-yl)-6-methylpyridin-4-yl)cyclopropyl)-1-methyl-1H-benzimidazole</p>	<p>found 359.0 required 359.0</p>

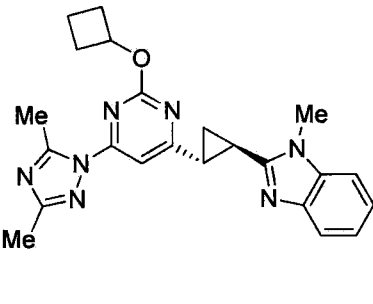
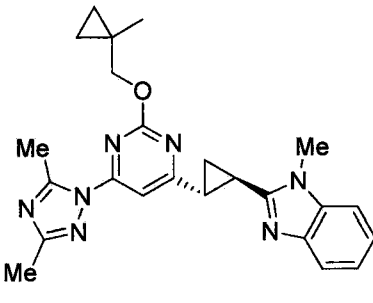
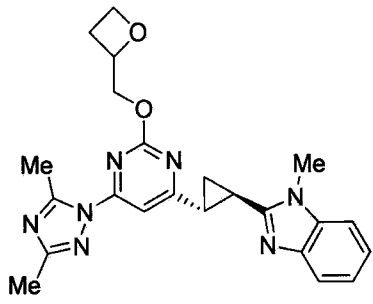
111		trans-2-{2-[6-(3,5-dimethyl-1H-1,2,4-triazol-1-yl)-2-methoxypyrimidin-4-yl]cyclopropyl}-1-methyl-1H-benzimidazole	found 376.0 required 376.0
112		trans-2-{2-[2-cyclopropyl-6-(3,5-dimethyl-1H-1,2,4-triazol-1-yl)pyrimidin-4-yl]cyclopropyl}-1-methyl-1H-benzimidazole	found 386.0 required 386.0
113		trans-2-{2-[6-(3,5-dimethyl-1H-1,2,4-triazol-1-yl)-2-(1-methylethoxy)pyrimidin-4-yl]cyclopropyl}-1-methyl-1H-benzimidazole	found 404.0 required 404.0
114		trans-4-(3,5-dimethyl-1H-1,2,4-triazol-1-yl)-N,N-dimethyl-6-[2-(1-methyl-1H-benzimidazol-2-yl)cyclopropyl]pyrimidin-2-amine	found 389.0 required 389.0
115		trans-4-(3,5-dimethyl-1H-1,2,4-triazol-1-yl)-6-[2-(1-methyl-1H-benzimidazol-2-yl)cyclopropyl]-N-(1-methylethyl)pyrimidin-2-amine	found 403.0 required 403.0

116		trans-2-{2-[6-(3,5-dimethyl-1H-1,2,4-triazol-1-yl)-2-pyrrolidin-1-ylpyrimidin-4-yl]cyclopropyl}-1-methyl-1H-benzimidazole	found 415.0 required 415.0
117		trans-2-{2-[6-(3,5-dimethyl-1H-1,2,4-triazol-1-yl)-2-morpholin-4-ylpyrimidin-4-yl]cyclopropyl}-1-methyl-1H-benzimidazole	found 431.0 required 431.0
118		trans-N-tert-butyl-4-(3,5-dimethyl-1H-1,2,4-triazol-1-yl)-6-[2-(1-methyl-1H-benzimidazol-2-yl)cyclopropyl]pyrimidin-2-amine	found 417.0 required 417.0
119		trans-2-{2-[6-(3,5-dimethyl-1H-1,2,4-triazol-1-yl)-2-ethylpyrimidin-4-yl]cyclopropyl}-1-methyl-1H-benzimidazole	found 374.0 required 374.0
120		trans-2-{2-[2-(cyclopropylmethoxy)-6-(3,5-dimethyl-1H-1,2,4-triazol-1-yl)pyrimidin-4-yl]cyclopropyl}-1-methyl-1H-benzimidazole	found 416.0 required 416.0

121		trans-2-{2-[6-(3,5-dimethyl-1H-1,2,4-triazol-1-yl)-2-(4-methylpiperazin-1-yl)pyrimidin-4-yl]cyclopropyl}-1-methyl-1H-benzimidazole	found 444.0 required 444.0
122		trans-2-{2-[6-(3,5-dimethyl-1H-1,2,4-triazol-1-yl)-2-(2-fluoroethoxy)pyrimidin-4-yl]cyclopropyl}-1-methyl-1H-benzimidazole	found 408.0 required 408.0
123		trans-4-(3,5-dimethyl-1H-1,2,4-triazol-1-yl)-6-[2-(1-methyl-1H-benzimidazol-2-yl)cyclopropyl]pyrimidin-2-amine	found 361.0 required 361.0
124		trans-2-{2-[6-(3,5-dimethyl-1H-1,2,4-triazol-1-yl)-2-(2,2,2-trifluoroethoxy)pyrimidin-4-yl]cyclopropyl}-1-methyl-1H-benzimidazole	found 444.0 required 444.0
125		trans-4-(3,5-dimethyl-1H-1,2,4-triazol-1-yl)-6-[2-(1-methyl-1H-benzimidazol-2-yl)cyclopropyl]pyrimidin-2-ol	found 362.0 required 362.0

126		trans-2-{2-[6-(3,5-dimethyl-1H-1,2,4-triazol-1-yl)-2-piperazin-1-yl]pyrimidin-4-yl}cyclopropyl-1-methyl-1H-benzimidazole	found 430.0 required 430.0
127		trans-2-{2-[6-(3,5-dimethyl-1H-1,2,4-triazol-1-yl)-2-methylpyrimidin-4-yl]cyclopropyl}quinoline	found 357.0 required 357.0
128		trans-2-{2-[6-(3,5-dimethyl-1H-1,2,4-triazol-1-yl)pyridazin-4-yl]cyclopropyl-1-methyl-1H-benzimidazole	found 346.0 required 346.2
129		trans-2-{2-[6-(3,5-dimethyl-1H-1,2,4-triazol-1-yl)-2-methylpyrimidin-4-yl]cyclopropyl-1,3-benzothiazole	found 363.0 required 363.0
130		trans-4-(3,5-dimethyl-1H-1,2,4-triazol-1-yl)-6-[2-(1-methyl-1H-benzimidazol-2-yl)cyclopropyl]pyrimidine-2-carboxamide	found 389.0 required 389.0

131		2-(4-(3,5-dimethyl-1H-1,2,4-triazol-1-yl)-6-((1R,2R)-2-(1-methyl-1H-benzo[d]imidazol-2-yl)cyclopropyl)pyrimidin-2-yl)propan-2-ol	found 404.5, required 404.5
132		2-((1R,2R)-2-(2-(3,3-difluoroazetidin-1-yl)-6-(3,5-dimethyl-1H-1,2,4-triazol-1-yl)pyrimidin-4-yl)cyclopropyl)-1-methyl-1H-benzo[d]imidazole	found 437.5, required 437.5
133		2-((1R,2R)-2-(6-(3,5-dimethyl-1H-1,2,4-triazol-1-yl)-2-((R)-2-methylpyrrolidin-1-yl)pyrimidin-4-yl)cyclopropyl)-1-methyl-1H-benzo[d]imidazole	found 429.5, required 429.5
134		2-((1R,2R)-2-(6-(3,5-dimethyl-1H-1,2,4-triazol-1-yl)-2-((R)-3-fluoropyrrolidin-1-yl)pyrimidin-4-yl)cyclopropyl)-1-methyl-1H-benzo[d]imidazole	found 433.5, required 433.5
135		1-(4-(3,5-dimethyl-1H-1,2,4-triazol-1-yl)-6-((1R,2R)-2-(1-methyl-1H-benzo[d]imidazol-2-yl)cyclopropyl)pyrimidin-2-yl)-3-methylazetidin-3-ol	found 431.5, required 431.5

136		2-((1R,2R)-2-(2-cyclobutoxy-6-(3,5-dimethyl-1H-1,2,4-triazol-1-yl)pyrimidin-4-yl)cyclopropyl)-1-methyl-1H-benzo[d]imidazole	found 416.5, required 416.2
137		2-((1R,2R)-2-(6-(3,5-dimethyl-1H-1,2,4-triazol-1-yl)-2-((1-methylcyclopropyl)methoxy)pyrimidin-4-yl)cyclopropyl)-1-methyl-1H-benzo[d]imidazole	found 430.5, required 430.1
138		2-((1R,2R)-2-(6-(3,5-dimethyl-1H-1,2,4-triazol-1-yl)-2-(oxetan-2-ylmethoxy)pyrimidin-4-yl)cyclopropyl)-1-methyl-1H-benzo[d]imidazole	found 432.5, required 432.2

or pharmaceutically acceptable salts thereof.

Particular compounds of the invention include:

- 2-((1R,2R)-2-(2-cyclobutoxy-6-(3,5-dimethyl-1H-1,2,4-triazol-1-yl)pyrimidin-4-yl)cyclopropyl)-  
 5 1-methyl-1H-benzo[d]imidazole,  
 2-((1R,2R)-2-(6-(3,5-dimethyl-1H-1,2,4-triazol-1-yl)-2-((R)-2-methylpyrrolidin-1-yl)pyrimidin-  
 4-yl)cyclopropyl)-1-methyl-1H-benzo[d]imidazole,  
 2-(4-(3,5-dimethyl-1H-1,2,4-triazol-1-yl)-6-((1R,2R)-2-(1-methyl-1H-benzo[d]imidazol-2-  
 yl)cyclopropyl)pyrimidin-2-yl)propan-2-ol,  
 10 trans-2-{2-[6-(3,5-dimethyl-1H-1,2,4-triazol-1-yl)-2-(trifluoromethyl)pyrimidin-4-  
 yl]cyclopropyl}-1-methyl-1H-benzimidazole,

trans-2-{2-[6-(3,5-dimethyl-1H-1,2,4-triazol-1-yl)-2-(trifluoromethyl)pyrimidin-4-yl]cyclopropyl}-1-methyl-1H-benzimidazole,  
2-((1R,2R)-2-(6-(3,5-dimethyl-1H-1,2,4-triazol-1-yl)-2-methylpyrimidin-4-yl)cyclopropyl)-1-methyl-1H-benzo[d]imidazole,  
5 2-(2-(6-(3,5-dimethyl-1H-1,2,4-triazol-1-yl)-2-methylpyrimidin-4-yl)cyclopropyl)-1-methyl-1H-benzo[d]imidazole,  
2-[(1R,2R)-2-{6-(3,5-dimethyl-1H-1,2,4-triazol-1-yl)-2-[(1R)-2-methoxy-1-methylethoxy]pyrimidin-4-yl}cyclopropyl]-1-methyl-1H-benzimidazole,  
2-(2-(6-(5-(3,4-dimethoxybenzyl)-3-methyl-1H-1,2,4-triazol-1-yl)-2-methylpyrimidin-4-yl)cyclopropyl)-1-methyl-1H-benzo[d]imidazole,  
10 Cis-2-(2-(6-(5-(3,4-dimethoxybenzyl)-3-methyl-1H-1,2,4-triazol-1-yl)-2-methylpyrimidin-4-yl)cyclopropyl)-1,5-naphthyridine,  
or pharmaceutically acceptable salts thereof.

15 Specific embodiments of the present invention include a compound which is selected from the group consisting of the subject compounds of the Examples herein and pharmaceutically acceptable salts thereof and individual enantiomers and diastereomers thereof.

When any variable (e.g. aryl, heterocycle, R<sup>1</sup>, R<sup>5</sup> etc.) occurs more than one time in any constituent, its definition on each occurrence is independent at every other  
20 occurrence. Also, combinations of substituents/or variables are permissible only if such combinations result in stable compounds.

As used herein, "alkyl" encompasses groups having the prefix "alk" such as, for example, alkoxy, alkanoyl, alkenyl, and alkynyl and means carbon chains which may be linear or branched or combinations thereof. Examples of alkyl groups include methyl, ethyl, propyl,  
25 isopropyl, butyl, sec- and tert-butyl, pentyl, hexyl, and heptyl. "Alkenyl" refers to a hydrocarbon radical straight, branched or cyclic containing from 2 to 10 carbon atoms and at least one carbon to carbon double bond. Preferred alkenyl groups include ethenyl, propenyl, butenyl and cyclohexenyl. Preferably, alkenyl is C<sub>2</sub>-C<sub>6</sub> alkenyl. Preferred alkynyls are C<sub>2</sub>-C<sub>6</sub> alkynyl.

"Alkenyl," "alkynyl" and other like terms include carbon chains containing at least  
30 one unsaturated C-C bond.

As used herein, "haloalkyl" refers to an alkyl substituent as described herein containing at least one halogen substituent.

The term "cycloalkyl" refers to a saturated hydrocarbon containing one ring having a specified number of carbon atoms. Examples of cycloalkyl include cyclopropyl, cyclobutyl, cyclopentyl, and cyclohexyl.

The term "C<sub>1-6</sub>" includes alkyls containing 6, 5, 4, 3, 2, or 1 carbon atoms

5 The term "alkoxy" or "O-alkyl" as used herein, alone or in combination, includes an alkyl group connected to the oxygen connecting atom. The term "alkoxy" also includes alkyl ether groups, where the term 'alkyl' is defined above, and 'ether' means two alkyl groups with an oxygen atom between them. Examples of suitable alkoxy groups include methoxy, ethoxy, n-propoxy, i-propoxy, n-butoxy, s-butoxy, t-butoxy, methoxymethane (also referred to as 'dimethyl  
10 ether'), and methoxyethane (also referred to as 'ethyl methyl ether').

As used herein, "aryl" is intended to mean any stable monocyclic or bicyclic carbon ring of up to 7 members in each ring, wherein at least one ring is aromatic. Examples of such aryl elements include phenyl, naphthyl, tetrahydronaphthyl, indanyl, or biphenyl.

The term heterocycle, heterocyclyl, or heterocyclic, as used herein, represents  
15 a stable 5- to 7-membered monocyclic or stable 8- to 11-membered bicyclic heterocyclic ring which is either saturated or unsaturated, and which consists of carbon atoms and from one to four heteroatoms selected from the group consisting of N, O, and S, and including any bicyclic group in which any of the above-defined heterocyclic rings is fused to a benzene ring. The heterocyclic ring may be attached at any heteroatom or carbon atom which results in the creation of a stable  
20 structure. The term heterocycle or heterocyclic includes heteroaryl moieties. Examples of such heterocyclic elements include, but are not limited to, azepinyl, azetidiny, benzimidazolyl, benzisoxazolyl, benzofurazanyl, benzopyranyl, benzothiopyranyl, benzofuryl, benzothiazolyl, benzothienyl, benzoxazolyl, chromanyl, cinnolinyl, dihydrobenzofuryl, dihydrobenzothienyl, dihydrobenzothiopyranyl, dihydrobenzothiopyranyl sulfone, 1,3-dioxolanyl, furyl,  
25 imidazolidinyl, imidazoliny, imidazolyl, indolinyl, indolyl, isochromanyl, isoindolinyl, isoquinolinyl, isothiazolidinyl, isothiazolyl, isothiazolidinyl, morpholinyl, naphthyridinyl, oxadiazolyl, 2-oxoazepinyl, oxazolyl, 2-oxopiperazinyl, 2-oxopiperidinyl, 2-oxopyrrolidinyl, piperidyl, piperazinyl, pyridyl, pyrazinyl, pyrazolidinyl, pyrazolyl, pyridazinyl, pyrimidinyl, pyrrolidinyl, pyrrolyl, quinazolinyl, quinolinyl, quinoxaliny, tetrahydrofuryl,  
30 tetrahydroisoquinolinyl, tetrahydroquinolinyl, thiamorpholinyl, thiamorpholinyl sulfoxide, thiazolyl, thiazolinyl, thienofuryl, thienothienyl, thienyl and triazolyl.

The term "heteroaryl", as used herein except where noted, represents a stable 5- to 7-membered monocyclic- or stable 9- to 10-membered fused bicyclic heterocyclic ring system which contains an aromatic ring, any ring of which may be saturated, such as piperidinyl,

partially saturated, or unsaturated, such as pyridinyl, and which consists of carbon atoms and from one to four heteroatoms selected from the group consisting of N, O and S, and wherein the nitrogen and sulfur heteroatoms may optionally be oxidized, and the nitrogen heteroatom may optionally be quaternized, and including any bicyclic group in which any of the above-defined heterocyclic rings is fused to a benzene ring. The heterocyclic ring may be attached at any  
5 heteroatom or carbon atom which results in the creation of a stable structure. Examples of such heteroaryl groups include, but are not limited to, benzimidazole, benzisothiazole, benzisoxazole, benzofuran, benzothiazole, benzothiophene, benzotriazole, benzoxazole, carboline, cinnoline, furan, furazan, imidazole, indazole, indole, indolizine, isoquinoline, isothiazole, isoxazole,  
10 naphthyridine, oxadiazole, oxazole, phthalazine, pteridine, purine, pyran, pyrazine, pyrazole, pyridazine, pyridine, pyrimidine, pyrrole, quinazoline, quinoline, quinoxaline, tetrazole, thiadiazole, thiazole, thiophene, triazine, triazole, and N-oxides thereof.

The term "heteroatom" means O, S or N, selected on an independent basis.

A moiety that is substituted is one in which one or more hydrogens have been  
15 independently replaced with another chemical substituent. As a non-limiting example, substituted phenyls include 2-fluorophenyl, 3, 4-dichlorophenyl, 3-chloro-4-fluoro-phenyl, 2,4 fluor-3-propylphenyl. As another non-limiting example, substituted n-octyls include 2, 4 dimethyl-5-ethyl-octyl and 3-cyclopentyl-octyl. Included within this definition are methylenes (-CH<sub>2</sub>-) substituted with oxygen to form carbonyl (-CO-).

20 Unless otherwise stated, as employed herein, when a moiety (e.g., cycloalkyl, hydrocarbyl, aryl, alkyl, heteroaryl, heterocyclic, urea, etc.) is described as "optionally substituted" it is meant that the group optionally has from one to four, preferably from one to three, more preferably one or two, non-hydrogen substituents. Suitable substituents include, without limitation, halo, hydroxy, oxo (e.g., an annular -CH- substituted with oxo is -C(O)-),  
25 nitro, halohydrocarbyl, hydrocarbyl, aryl, aralkyl, alkoxy, aryloxy, amino, acylamino, alkylcarbamoyl, arylcarbamoyl, aminoalkyl, acyl, carboxy, hydroxyalkyl, , alkanesulfonyl, arenesulfonyl, alkanesulfonamido, arenesulfonamido, aralkylsulfonamido, alkylcarbonyl, acyloxy, cyano, and ureido groups. Preferred substituents, which are themselves not further substituted (unless expressly stated otherwise) are:

- 30 (a) halo, cyano, oxo, carboxy, formyl, nitro, amino, amidino, guanidino, and  
(b) C<sub>1</sub>-C<sub>6</sub> alkyl or alkenyl or arylalkyl imino, carbamoyl, azido, carboxamido, mercapto, hydroxy, hydroxyalkyl, alkylaryl, arylalkyl, C<sub>1</sub>-C<sub>8</sub> alkyl, SO<sub>2</sub>CF<sub>3</sub>, CF<sub>3</sub>, SO<sub>2</sub>Me, C<sub>1</sub>-C<sub>8</sub> alkenyl, C<sub>1</sub>-C<sub>8</sub> alkoxy, C<sub>1</sub>-C<sub>8</sub> alkoxy-carbonyl, aryloxy-carbonyl, C<sub>2</sub>-C<sub>8</sub>

acyl, C<sub>2</sub>-C<sub>8</sub> acylamino, C<sub>1</sub>-C<sub>8</sub> alkylthio, arylalkylthio, arylthio, C<sub>1</sub>-C<sub>8</sub>alkylsulfanyl, arylalkylsulfanyl, arylsulfanyl, C<sub>1</sub>-C<sub>8</sub> alkylsulfonyl, arylalkylsulfonyl, arylsulfonyl, C<sub>0</sub>-C<sub>6</sub> N-alkylcarbamoyl, C<sub>2</sub>-C<sub>15</sub> *N,N* dialkylcarbamoyl, C<sub>3</sub>-C<sub>7</sub> cycloalkyl, aroyl, aryloxy, arylalkyl ether, aryl, aryl fused to a cycloalkyl or heterocycle or another aryl ring, C<sub>3</sub>-C<sub>7</sub> heterocycle, or any of these rings fused or spiro-fused to a cycloalkyl, heterocyclyl, or aryl, wherein each of the foregoing is further optionally substituted with one more moieties listed in (a), above.

"Halogen" or "halo" refer to fluorine, chlorine, bromine and iodine.

The term "mammal" "mammalian" or "mammals" includes humans, as well as animals, such as dogs, cats, horses, pigs and cattle.

All patents, patent applications and publications cited herein, whether supra or infra, are hereby incorporated by reference in their entirety and are deemed representative of the prevailing state of the art.

As used in this specification and the appended claims, the singular forms "a," "an" and "the" include plural references unless the content clearly dictates otherwise. Thus, for example, reference to "a primer" includes two or more such primers, reference to "an amino acid" includes more than one such amino acid, and the like.

Compounds described herein may contain one or more double bonds and may thus give rise to cis/trans isomers as well as other conformational isomers. The present invention includes all such possible isomers as well as mixtures of such isomers unless specifically stated otherwise.

The independent syntheses of the enantiomerically or diastereomerically enriched compounds, or their chromatographic separations, may be achieved as known in the art by appropriate modification of the methodology disclosed herein. Their absolute stereochemistry may be determined by the x-ray crystallography of crystalline products or crystalline intermediates that are derivatized, if necessary, with a reagent containing an asymmetric center of known absolute configuration.

If desired, racemic mixtures of the compounds may be separated so that the individual enantiomers or diastereomers are isolated. The separation can be carried out by methods well known in the art, such as the coupling of a racemic mixture of compounds to an enantiomerically pure compound to form a diastereomeric mixture, followed by separation of the individual diastereomers by standard methods, such as fractional crystallization or chromatography. The coupling reaction is often the formation of salts using an enantiomerically pure acid or base. The diastereomeric derivatives may then be converted to the pure enantiomers

by cleavage of the added chiral residue. The racemic mixture of the compounds can also be separated directly by chromatographic methods using chiral stationary phases, which methods are well known in the art.

Alternatively, any enantiomer or diastereomer of a compound may be obtained by stereoselective synthesis using optically pure starting materials or reagents of known configuration by methods well known in the art.

In the compounds of generic Formula I, Ia, II, IIa, and III the atoms may exhibit their natural isotopic abundances, or one or more of the atoms may be artificially enriched in a particular isotope having the same atomic number, but an atomic mass or mass number different from the atomic mass or mass number predominantly found in nature. The present invention is meant to include all suitable isotopic variations of the compounds of generic Formula I. For example, different isotopic forms of hydrogen (H) include protium ( $^1\text{H}$ ) and deuterium ( $^2\text{H}$ ). Protium is the predominant hydrogen isotope found in nature. Enriching for deuterium may afford certain therapeutic advantages, such as increasing *in vivo* half-life or reducing dosage requirements, or may provide a compound useful as a standard for characterization of biological samples. Isotopically-enriched compounds within generic Formula I can be prepared without undue experimentation by conventional techniques well known to those skilled in the art or by processes analogous to those described in the Schemes and Examples herein using appropriate isotopically-enriched reagents and/or intermediates.

It will be understood that, as used herein, references to the compounds of present invention are meant to also include the pharmaceutically acceptable salts, and also salts that are not pharmaceutically acceptable when they are used as precursors to the free compounds or in other synthetic manipulations. The compounds of the present invention may be administered in the form of a pharmaceutically acceptable salt. The term "pharmaceutically acceptable salts" refers to salts prepared from pharmaceutically acceptable non-toxic bases or acids. When the compound of the present invention is acidic, its corresponding salt can be conveniently prepared from pharmaceutically acceptable non-toxic bases, including inorganic bases and organic bases. Salts derived from such inorganic bases include aluminum, ammonium, calcium, cupric, cuprous, ferric, ferrous, lithium, magnesium, manganic, manganous, potassium, sodium, zinc and the like salts. Particular embodiments include the ammonium, calcium, magnesium, potassium, and sodium salts. Salts in the solid form may exist in more than one crystal structure, and may also be in the form of hydrates. Salts derived from pharmaceutically acceptable organic non-toxic bases include salts of primary, secondary, and tertiary amines, substituted amines including

naturally occurring substituted amines, cyclic amines, and basic ion exchange resins, such as arginine, betaine, caffeine, choline, *N,N'*-dibenzylethylene-diamine, diethylamine, 2-diethylaminoethanol, 2-dimethylamino-ethanol, ethanolamine, ethylenediamine, *N*-ethylmorpholine, *N*-ethylpiperidine, glucamine, glucosamine, histidine, hydrabamine, isopropylamine, lysine, methylglucamine, morpholine, piperazine, piperidine, polyamine resins, procaine, purines, theobromine, triethylamine, trimethylamine, tripropylamine, tromethamine, and the like. When the compound of the present invention is basic, salts may be prepared from pharmaceutically acceptable non-toxic acids, including inorganic and organic acids. Such acids include acetic, benzenesulfonic, benzoic, camphorsulfonic, citric, ethanesulfonic, fumaric, gluconic, glutamic, hydrobromic, hydrochloric, isethionic, lactic, maleic, malic, mandelic, methanesulfonic, mucic, nitric, pamoic, pantothenic, phosphoric, succinic, sulfuric, tartaric, p-toluenesulfonic acid, and the like. Particular embodiments citric, hydrobromic, hydrochloric, maleic, phosphoric, sulfuric, fumaric, and tartaric acids. It will be understood that, as used herein, references to the compounds of the present invention are meant to also include the pharmaceutically acceptable salts.

Exemplifying the invention are the specific compounds disclosed in the Examples and herein. The subject compounds may be useful in a method of treating a neurological or psychiatric disorder associated with PDE10 dysfunction in a patient such as a mammal in need of such inhibition comprising the administration of an effective amount of the compound. In addition to primates, especially humans, a variety of other mammals may be treated according to the method of the present invention. The subject compounds may be useful in a method of inhibiting PDE10 activity in a patient such as a mammal in need of such inhibition comprising the administration of an effective amount of the compound. The subject compounds are also may be useful for treating a neurological or psychiatric disorder associated with striatal hypofunction or basal ganglia dysfunction in a mammalian patient in need thereof. In addition to primates, especially humans, a variety of other mammals may be treated according to the method of the present invention.

The present invention is directed to a compound of the present invention or a pharmaceutically acceptable salt thereof for use in medicine. The present invention is further directed to a use of a compound of the present invention or a pharmaceutically acceptable salt thereof for the manufacture of a medicament for treating a neurological or psychiatric disorder associated with PDE10 dysfunction in a mammalian patient in need thereof. The present invention is further directed to a use of a compound of the present invention or a

pharmaceutically acceptable salt thereof for the manufacture of a medicament for treating a neurological or psychiatric disorder associated with striatal hypofunction or basal ganglia dysfunction in a mammalian patient in need thereof.

“Treating” or “treatment of” a disease state includes: 1) preventing the disease state, i.e. causing the clinical symptoms of the disease state not to develop in a subject that may be exposed to or predisposed to the disease state, but does not yet experience or display symptoms of the disease state; 2) inhibiting the disease state, i.e., arresting the development of the disease state or its clinical symptoms; 3) or relieving the disease state, i.e., causing temporary or permanent regression of the disease state or its clinical symptoms.

The subject treated in the present methods is generally a mammal, in particular, a human being, male or female, in whom therapy is desired. The term “therapeutically effective amount” means the amount of the subject compound that will elicit the biological or medical response of a tissue, system, animal or human that is being sought by the researcher, veterinarian, medical doctor or other clinician. It is recognized that one skilled in the art may affect the neurological and psychiatric disorders by treating a patient presently afflicted with the disorders or by prophylactically treating a patient afflicted with such disorders with an effective amount of the compound of the present invention. As used herein, the terms “treatment” and “treating” refer to all processes wherein there may be a slowing, interrupting, arresting, controlling, or stopping of the progression of the neurological and psychiatric disorders described herein, but does not necessarily indicate a total elimination of all disorder symptoms, as well as the prophylactic therapy to retard the progression or reduce the risk of the noted conditions, particularly in a patient who is predisposed to such disease or disorder.

Applicants propose that inhibitors of PDE10 and, in particular inhibitors of PDE10A, may provide therapeutic benefit to those individuals suffering from psychiatric and cognitive disorders. The unique and exclusive distribution of PDE10A in the medium spiny projection neurons of the striatum, which form the principle site for cortical and dopaminergic input within basal ganglia, suggests that it may be possible and desirable to identify inhibitors of PDE10 to ameliorate or eliminate unwanted cellular signaling within this site. Without wishing to be bound by any theory, Applicants believe that inhibition of PDE10A in the striatum may result in increased cAMP/cGMP signaling and striatal output, which has the potential to restore behavioral inhibition that is impaired in cognitive disease such as schizophrenia. Regulation and integration of glutamatergic and dopaminergic inputs may enhance cognitive behavior, while suppressing or reducing unwanted behavior. Thus, in one embodiment compounds of the

invention provide a method for treating or ameliorating diseases or conditions in which striatal hypofunction is a prominent feature or ones in which basal ganglia dysfunction plays a role, such as, Parkinson's disease, Huntington's disease, schizophrenia, obsessive-compulsive disorders, addiction and psychosis. Other conditions for which the inhibitors described herein may have a desirable and useful effect include those requiring a reduction in activity and reduced response to psychomotor stimulants or where it would be desirable to reduce conditional avoidance responses, which is often predictive of clinical antipsychotic activity.

As used herein, the term "selective PDE10 inhibitor" refers to an organic molecule that effectively inhibits an enzyme from the PDE10 family to a greater extent than enzymes from the PDE 1-9 or PDE11 families. In one embodiment, a selective PDE10 inhibitor is an organic molecule having a  $K_i$  for inhibition of PDE10 that is less than or about one-tenth that for a substance that is an inhibitor for another PDE enzyme. In other words, the organic molecule inhibits PDE10 activity to the same degree at a concentration of about one-tenth or less than the concentration required for any other PDE enzyme. Preferably, a selective PDE10 inhibitor is an organic molecule, having a  $K_i$  for inhibition of PDE10 that is less than or about one-hundredth that for a substance that is an inhibitor for another PDE enzyme. In other words, the organic molecule inhibits PDE10 activity to the same degree at a concentration of about one-hundredth or less than the concentration required for any other PDE enzyme. A "selective PDE10 inhibitor" can be identified, for example, by comparing the ability of an organic molecule to inhibit PDE10 activity to its ability to inhibit PDE enzymes from the other PDE families. For example, an organic molecule may be assayed for its ability to inhibit PDE10 activity, as well as PDE1A, PDE1B, PDE1C, PDE2A, PDE3A, PDE3B, PDE4A, PDE4B, PDE4C, PDE4D, PDE5A, PDE6A, PDE6B, PDE6C, PDE7A, PDE7B, PDE8A, PDE8B, PDE9A, and/or PDE11A.

Phosphodiesterase enzymes including PDE10 have been implicated in a wide range of biological functions. This has suggested a potential role for these enzymes in a variety of disease processes in humans or other species. The compounds of the present invention may have utility in treating a variety of neurological and psychiatric disorders.

In a specific embodiment, compounds of the present invention may provide a method for treating schizophrenia or psychosis comprising administering to a patient in need thereof an effective amount of a compound of the present invention. The Diagnostic and Statistical Manual of Mental Disorders (DSM-IV-TR) (2000, American Psychiatric Association, Washington DC) provides a diagnostic tool that includes paranoid, disorganized, catatonic or undifferentiated schizophrenia and substance-induced psychotic disorders. As used herein, the

term “schizophrenia or psychosis” includes the diagnosis and classification of these mental disorders as described in DSM-IV-TR and the term is intended to include similar disorders described in other sources. Disorders and conditions encompassed herein include, but are not limited to, conditions or diseases such as schizophrenia or psychosis, including schizophrenia (paranoid, disorganized, catatonic, undifferentiated, or residual type), schizophreniform disorder, schizoaffective disorder, for example of the delusional type or the depressive type, delusional disorder, psychotic disorder, brief psychotic disorder, shared psychotic disorder, psychotic disorder due to a general medical condition and substance-induced or drug-induced (for example psychosis induced by alcohol, amphetamine, cannabis, cocaine, hallucinogens, inhalants, opioids, phencyclidine, ketamine and other dissociative anaesthetics, and other psychostimulants), psychosis/psychotic disorder, psychosis associated with affective disorders, brief reactive psychosis, schizoaffective psychosis, “schizophrenia-spectrum” disorders such as schizoid or schizotypal personality disorders, personality disorder of the paranoid type, personality disorder of the schizoid type, illness associated with psychosis (such as major depression, manic depressive (bipolar) disorder, Alzheimer’s disease and post-traumatic stress syndrome), including both the positive and the negative symptoms of schizophrenia and other psychoses.

In another specific embodiment, the compounds of the present invention may provide a method for treating cognitive disorders comprising administering to a patient in need thereof an effective amount of a compound of the present invention. The DSM-IV-TR also provides a diagnostic tool that includes cognitive disorders including dementia, delirium, amnesic disorders and age-related cognitive decline. As used herein, the term “cognitive disorders” includes the diagnosis and classification of these disorders as described in DSM-IV-TR and the term is intended to include similar disorders described in other sources. Disorders and conditions encompassed herein include, but are not limited to, disorders that comprise as a symptom a deficiency in attention and/or cognition, such as dementia (associated with Alzheimer’s disease, ischemia, multi-infarct dementia, trauma, intracranial tumors, cerebral trauma, vascular problems or stroke, alcoholic dementia or other drug-related dementia, AIDS, HIV disease, Parkinson’s disease, Huntington’s disease, Pick’s disease, Creutzfeldt Jacob disease, perinatal hypoxia, other general medical conditions or substance abuse), Alzheimer’s disease, multi-infarct dementia, AIDS-related dementia, and Fronto temporal dementia, delirium, amnesic disorders or age related cognitive decline.

In another specific embodiment, compounds of the present invention may provide a method for treating anxiety disorders comprising administering to a patient in need thereof an

effective amount of a compound of the present invention. The DSM-IV-TR also provides a diagnostic tool that includes anxiety disorders as generalized anxiety disorder, obsessive-compulsive disorder and panic attack. As used herein, the term “anxiety disorders” includes the diagnosis and classification of these mental disorders as described in DSM-IV-TR and the term is intended to include similar disorders described in other sources. Disorders and conditions encompassed herein include, but are not limited to, anxiety disorders such as, acute stress disorder, agoraphobia, generalized anxiety disorder, obsessive-compulsive disorder, panic attack, panic disorder, post-traumatic stress disorder, separation anxiety disorder, social phobia, specific phobia, substance-induced anxiety disorder and anxiety due to a general medical condition.

In another specific embodiment, compounds of the present invention may provide a method for treating substance-related disorders and addictive behaviors comprising administering to a patient in need thereof an effective amount of a compound of the present invention. The DSM-IV-TR also provides a diagnostic tool that includes persisting dementia, persisting amnesic disorder, psychotic disorder or anxiety disorder induced by substance abuse, and tolerance of, dependence on or withdrawal from substances of abuse. As used herein, the term “substance-related disorders and addictive behaviors” includes the diagnosis and classification of these mental disorders as described in DSM-IV-TR and the term is intended to include similar disorders described in other sources. Disorders and conditions encompassed herein include, but are not limited to, substance-related disorders and addictive behaviors, such as substance-induced delirium, persisting dementia, persisting amnesic disorder, psychotic disorder or anxiety disorder, drug addiction, tolerance, and dependence or withdrawal from substances including alcohol, amphetamines, cannabis, cocaine, hallucinogens, inhalants, nicotine, opioids, phencyclidine, sedatives, hypnotics or anxiolytics.

In another specific embodiment, compounds of the present invention may provide a method for treating obesity or eating disorders associated with excessive food intake, and complications associated therewith, comprising administering to a patient in need thereof an effective amount of a compound of the present invention. At present, obesity is included in the tenth edition of the International Classification of Diseases and Related Health Problems (ICD-10) (1992 World Health Organization) as a general medical condition. The DSM-IV-TR also provides a diagnostic tool that includes obesity in the presence of psychological factors affecting medical condition. As used herein, the term “obesity or eating disorders associated with excessive food intake” includes the diagnosis and classification of these medical conditions and disorders described in ICD-10 and DSM-IV-TR and the term is intended to include similar

disorders described in other sources. Disorders and conditions encompassed herein include, but are not limited to, obesity, bulimia nervosa and compulsive eating disorders.

In another specific embodiment, compounds of the present invention may provide a method for treating mood and depressive disorders comprising administering to a patient in need thereof an effective amount of a compound of the present invention. As used herein, the term "mood and depressive disorders" includes the diagnosis and classification of these medical conditions and disorders described in the DSM-IV-TR and the term is intended to include similar disorders described in other sources. Disorders and conditions encompassed herein include, but are not limited to, bipolar disorders, mood disorders including depressive disorders, major depressive episode of the mild, moderate or severe type, a manic or mixed mood episode, a hypomanic mood episode, a depressive episode with atypical features, a depressive episode with melancholic features, a depressive episode with catatonic features, a mood episode with postpartum onset, post-stroke depression; major depressive disorder, dysthymic disorder, minor depressive disorder, premenstrual dysphoric disorder, post-psychotic depressive disorder of schizophrenia, a major depressive disorder superimposed on a psychotic disorder such as delusional disorder or schizophrenia, a bipolar disorder, for example, bipolar I disorder, bipolar II disorder, cyclothymic disorder, depression including unipolar depression, seasonal depression and post-partum depression, premenstrual syndrome (PMS) and premenstrual dysphoric disorder (PDD), mood disorders due to a general medical condition, and substance-induced mood disorders.

In another specific embodiment, compounds of the present invention may provide a method for treating pain comprising administering to a patient in need thereof an effective amount of a compound of the present invention. Particular pain embodiments are bone and joint pain (osteoarthritis), repetitive motion pain, dental pain, cancer pain, myofascial pain (muscular injury, fibromyalgia), perioperative pain (general surgery, gynecological), chronic pain and neuropathic pain.

In other specific embodiments, compounds of the invention may provide methods for treating other types of cognitive, learning and mental related disorders including, but not limited to, learning disorders, such as a reading disorder, a mathematics disorder, or a disorder of written expression, attention-deficit/hyperactivity disorder, age-related cognitive decline, pervasive developmental disorder including autistic disorder, attention disorders such as attention-deficit hyperactivity disorder (ADHD) and conduct disorder; an NMDA receptor-related disorder, such as autism, depression, benign forgetfulness, childhood learning disorders

and closed head injury; a neurodegenerative disorder or condition, such as neurodegeneration associated with cerebral trauma, stroke, cerebral infarct, epileptic seizure, neurotoxin poisoning, or hypoglycemia-induced neurodegeneration; multi-system atrophy; movement disorders, such as akinesias and akinetic-rigid syndromes (including, Parkinson's disease, drug-induced parkinsonism, post-encephalitic parkinsonism, progressive supranuclear palsy, multiple system atrophy, corticobasal degeneration, parkinsonism-ALS dementia complex and basal ganglia calcification), medication-induced parkinsonism (such as, neuroleptic-induced parkinsonism, neuroleptic malignant syndrome, neuroleptic-induced acute dystonia, neuroleptic-induced acute akathisia, neuroleptic-induced tardive dyskinesia and medication-induced postural tremor), Huntington's disease, dyskinesia associated with dopamine agonist therapy, Gilles de la Tourette's syndrome, epilepsy, muscular spasms and disorders associated with muscular spasticity or weakness including tremors; dyskinesias, including tremor (such as, rest tremor, postural tremor, intention tremor and essential tremor), restless leg syndrome, chorea (such as Sydenham's chorea, Huntington's disease, benign hereditary chorea, neuroacanthocytosis, symptomatic chorea, drug-induced chorea and hemiballism), myoclonus (including, generalised myoclonus and focal myoclonus), tics (including, simple tics, complex tics and symptomatic tics), dystonia (including, generalised, idiopathic, drug-induced, symptomatic, paroxymal, and focal (such as blepharospasm, oromandibular, spasmodic, spasmodic torticollis, axial dystonia, hemiplegic and dystonic writer's cramp)); urinary incontinence; neuronal damage (including ocular damage, retinopathy or macular degeneration of the eye, tinnitus, hearing impairment and loss, and brain edema); emesis; and sleep disorders, including insomnia and narcolepsy.

Of the disorders above, the treatment of schizophrenia, bipolar disorder, depression, including unipolar depression, seasonal depression and post-partum depression, premenstrual syndrome (PMS) and premenstrual dysphoric disorder (PDD), learning disorders, pervasive developmental disorders, including autistic disorder, attention disorders including Attention-Deficit/Hyperactivity Disorder, autism, tic disorders including Tourette's disorder, anxiety disorders including phobia and post traumatic stress disorder, cognitive disorders associated with dementia, AIDS dementia, Alzheimer's, Parkinson's, Huntington's disease, spasticity, myoclonus, muscle spasm, tinnitus and hearing impairment and loss are of particular importance.

The activity of the compounds in accordance with the present invention as PDE10 inhibitors may be readily determined without undue experimentation using a fluorescence

polarization (FP) methodology that is well known in the art (Huang, W., et al., J. Biomol Screen, 2002, 7: 215). In particular, the compounds of the following examples had activity in reference assays by exhibiting the ability to inhibit the hydrolysis of the phosphosphate ester bond of a cyclic nucleotide. Any compound exhibiting a  $K_i$  (inhibitory constant) below 1  $\mu\text{M}$  would be considered a PDE10 inhibitor as defined herein.

In a typical experiment the PDE10 inhibitory activity of the compounds of the present invention was determined in accordance with the following experimental method. PDE10A2 was amplified from human fetal brain cDNA (Clontech, Mountain View, CA) using a forward primer corresponding to nucleotides 56-77 of human PDE10A2 (Accession No. AF127480, Genbank Identifier 4894716), containing a Kozak consensus sequence, and a reverse primer corresponding to nucleotides 2406-2413 of human PDE10A2 (Accession No. AF127480, Genbank Identifier 4894716). Amplification with Easy-A polymerase (Stratagene, La Jolla, CA) was 95 °C for 2 minutes followed by thirty three cycles of 95°C for 40 seconds, 55°C for 30 seconds, and 72°C for 2 minutes 48 seconds. Final extension was 72°C for 7 minutes. The PCR product was TA cloned into pcDNA3.2-TOPO (Invitrogen, Carlsbad, CA) according to standard protocol. AD293 cells with 70-80% confluency were transiently transfected with human PDE10A2/pcDNA3.2-TOPO using Lipofectamine 2000 according to manufacturer specifications (Invitrogen, Carlsbad, CA). Cells were harvested 48 hours post-transfection and lysed by sonication (setting 3, 10 X 5 sec pulses) in a buffer containing 20 mM HEPES, 1 mM EDTA and protease inhibitor cocktail (Roche). Lysate was collected by centrifugation at 75,000  $\times g$  for 20 minutes. Supernatant containing the cytoplasmic fraction was used for evaluation of PDE10A2 activity. The fluorescence polarization assay for cyclic nucleotide phosphodiesterases was performed using an IMAP<sup>®</sup> FP kit supplied by Molecular Devices, Sunnyvale, CA (product # R8139). IMAP<sup>®</sup> technology has been applied previously to phosphodiesterase assays (Huang, W., et al., J. Biomol Screen, 2002, 7: 215). Assays were performed at room temperature in 384-well microtiter plates with an incubation volume of 20.2  $\mu\text{L}$ . Solutions of test compounds were prepared in DMSO and serially diluted with DMSO to yield 8  $\mu\text{L}$  of each of 10 solutions differing by 3-fold in concentration, at 32 serial dilutions per plate. 100% inhibition is determined using a known PDE10 inhibitor, which can be any compound that is present at 5,000 times its  $K_i$  value in the assay described as follows, such as papaverine (see Siuciak, et al. Neuropharmacology (2006) 51:386–396; Becker, et al. Behav Brain Res (2008) 186(2):155-60; Threlfell, et al., J Pharmacol Exp Ther (2009) 328(3):785–795), 2-{4-[pyridin-4-yl-1-(2,2,2-trifluoroethyl)-1H-pyrazol-3-yl]phenoxy-methyl} quinoline succinic acid or 2-[4-(1-methyl-4-

pyridin-4-yl-1H-pyrazol-3-yl)-phenoxyethyl]quinoline succinic acid (see Schmidt, et al. J Pharmacol Exp Ther (2008) 325:681-690; Threlfell, et al., J Pharmacol Exp Ther (2009) 328(3): 785–795). 0% of inhibition is determined by using DMSO (1% final concentrations).

A Labcyte Echo 555 (Labcyte, Sunnyvale, CA) is used to dispense 200 nL from each well of the titration plate to the 384 well assay plate. A solution of enzyme (1/1600 dilution from aliquots; sufficient to produce 20% substrate conversion) and a separate solution of FAM-labeled cAMP PDE from Molecular Devices (product # R7506), at a final concentration of 50 nM are made in the assay buffer (10 mM Tris HCl, pH 7.2, 10 mM MgCl<sub>2</sub>, 0.05% NaN<sub>3</sub> 0.01% Tween-20, and 1 mM DTT). The enzyme and the substrate are then added to the assay plates in two consecutive additions of 10 μL, and then shaken to mix. The reaction is allowed to proceed at room temperature for 30 minutes. A binding solution is then made from the kit components, comprised of 80% Solution A, 20% Solution B and binding reagent at a volume of 1/600 the total binding solution. The enzymatic reaction is stopped by addition of 60 μL of the binding solution to each well of the assay plates and the plates are sealed and shaken for 10 seconds. The plate was incubated at room temperature for at least one hour prior to determining the fluorescence polarization (FP). The parallel and perpendicular fluorescence of each well of the plate was measured using a Perkin Elmer EnVision™ plate reader (Waltham, MA).

Fluorescence polarization (mP) was calculated from the parallel (S) and perpendicular (P) fluorescence of each sample well and the analogous values for the median control well, containing only substrate (S<sub>0</sub> and P<sub>0</sub>), using the following equation:

$$\text{Polarization (mP)} = 1000 * (S/S_0 - P/P_0) / (S/S_0 + P/P_0).$$

Dose-inhibition profiles for each compound were characterized by fitting the mP data to a four-parameter equation given below. The apparent inhibition constant (K<sub>I</sub>), the maximum inhibition at the low plateau relative to “100% Inhibition Control” (I<sub>max</sub>; e.g. 1=> same as this control), the minimum inhibition at the high plateau relative to the “0% Inhibition Control” (I<sub>min</sub>, e.g. 0=> same as the no drug control) and the Hill slope (nH) are determined by a non-linear least squares fitting of the mP values as a function of dose of the compound using an in-house software based on the procedures described by Mosser et al., JALA, 2003, 8: 54-63, using the following equation:

$$mP = \frac{(0\%mP - 100\%mP)(I_{max} - I_{min})}{1 + \left[ \frac{[Drug]}{(10^{-pK_i} (1 + \frac{[Substrate]}{K_M}))} \right]^{nH}} + 100\%mP + (0\%mP - 100\%mP)(1 - I_{max})$$

The median signal of the “0% inhibition controls” (0%*mP*) and the median signal of the “100% inhibition controls” (100%*mP*) are constants determined from the controls located in columns 1-2 and 23-24 of each assay plate. An apparent ( $K_m$ ) for FAM-labeled cAMP of 150 nM was determined in separate experiments through simultaneous variation of substrate and selected drug concentrations.

Selectivity for PDE10, as compared to other PDE families, was assessed using the IMAP<sup>®</sup> technology. Rhesus PDE2A3 and Human PDE10A2 enzyme was prepared from cytosolic fractions of transiently transfected HEK cells. All other PDE's were GST Tag human enzyme expressed in insect cells and were obtained from BPS Bioscience (San Diego, CA): PDE1A (Cat# 60010), PDE3A (Cat# 60030), PDE4A1A (Cat# 60040), PDE5A1 (Cat# 60050), PDE6C (Cat# 60060), PDE7A (Cat# 60070), PDE8A1 (Cat# 60080), PDE9A2 (Cat# 60090), PDE11A4 (Cat# 60110).

Assays for PDE 1 through 11 were performed in parallel at room temperature in 384-well microtiter plates with an incubation volume of 20.2  $\mu$ L. Solutions of test compounds were prepared in DMSO and serially diluted with DMSO to yield 30  $\mu$ L of each of ten solutions differing by 3-fold in concentration, at 32 serial dilutions per plate. 100% inhibition was determined by adding buffer in place of the enzyme and 0% inhibition is determined by using DMSO (1% final concentrations). A Labcyte POD 810 (Labcyte, Sunnyvale, CA) was used to dispense 200 nL from each well of the titration plate to make eleven copies of the assay plate for each titration, one copy for each PDE enzyme. A solution of each enzyme (dilution from aliquots, sufficient to produce 20% substrate conversion) and a separate solution of FAM-labeled cAMP or FAM-labeled cGMP from Molecular Devices (Sunnyvale, CA, product # R7506 or cGMP#R7508), at a final concentration of 50 nM were made in the assay buffer (10 mM Tris HCl, pH 7.2, 10 mM MgCl<sub>2</sub>, 0.05% NaN<sub>3</sub>, 0.01% Tween-20, and 1 mM DTT). Note that the substrate for PDE2 is 50 nM FAM cAMP containing 1000 nM of cGMP. The enzyme and the substrate were then added to the assay plates in two consecutive additions of 10  $\mu$ L and then shaken to mix. The reaction was allowed to proceed at room temperature for 60 minutes. A binding solution was then made from the kit components, comprised of 80% Solution A, 20% Solution B and binding reagent at a volume of 1/600 the total binding solution. The enzymatic reaction was stopped by addition of 60  $\mu$ L of the binding solution to each well of the assay plate. The plates were sealed and shaken for 10 seconds. The plates were incubated at room temperature for one hour, then the parallel and perpendicular fluorescence was measured using a Tecan Genios Pro plate reader (Tecan, Switzerland). The apparent inhibition constants for the

compounds against all 11 PDE's was determined from the parallel and perpendicular fluorescent readings as described for PDE10 FP assay using the following apparent  $K_M$  values for each enzyme and substrate combination: PDE1A (FAM cGMP) 70 nM, rhesus PD2A3 (FAM cAMP) 10,000 nM, PDE3A (FAM cAMP) 50 nM, PDE4A1A (FAM cAMP) 1500 nM, PDE5A1 (FAM cGMP) 400 nM, PDE6C (FAM cGMP) 700 nM, PDE7A (FAM cAMP) 150 nM, PDE8A1 (FAM cAMP) 50 nM, PDE9A2 (FAM cGMP) 60 nM, PDE10A2 (FAM cAMP) 150nM, PDE11A4 (FAM cAMP) 1000 nM. The intrinsic PDE10 inhibitory activity of a compound which may be used in accordance with the present invention may be determined by these assays.

The compounds of the following examples had activity in inhibiting the human PDE10 enzyme in the aforementioned assays, generally with a  $K_i$  of less than about 1  $\mu$ M. Many of compounds within the present invention had activity in inhibiting the human PDE10 enzyme in the aforementioned assays, generally with a  $K_i$  of less than about 0.1  $\mu$ M. Additional data is provided in the following Examples. Such a result is indicative of the intrinsic activity of the compounds in use as inhibitors of the PDE10 enzyme. In general, one of ordinary skill in the art would appreciate that a substance is considered to effectively inhibit PDE10 activity if it has a  $K_i$  of less than or about 1  $\mu$ M, preferably less than or about 0.1  $\mu$ M. The present invention also includes compounds within the generic scope of the invention which possess activity as inhibitors of other phosphodiesterase enzymes.

The subject compounds may be further useful in a method for the prevention, treatment, control, amelioration, or reduction of risk of the diseases, disorders and conditions noted herein. The subject compounds may be further useful in a method for the prevention, treatment, control, amelioration, or reduction of risk of the aforementioned diseases, disorders and conditions in combination with other agents. The compounds of the present invention may be used in combination with one or more other drugs in the treatment, prevention, control, amelioration, or reduction of risk of diseases or conditions for which compounds of the present invention or the other drugs may have utility, where the combination of the drugs together are safer or more effective than either drug alone. Such other drug(s) may be administered, by a route and in an amount commonly used therefore, contemporaneously or sequentially with a compound of the present invention. When a compound of the present invention is used contemporaneously with one or more other drugs, a pharmaceutical composition in unit dosage form containing such other drugs and the compound of the present invention may be desirable. However, the combination therapy may also include therapies in which the compound of the

present invention and one or more other drugs are administered on different overlapping schedules. It is also contemplated that when used in combination with one or more other active ingredients, the compounds of the present invention and the other active ingredients may be used in lower doses than when each is used singly. Accordingly, the pharmaceutical compositions of the present invention include those that contain one or more other active ingredients, in addition to a compound of the present invention. The above combinations include combinations of a compound of the present invention not only with one other active compound, but also with two or more other active compounds. Likewise, compounds of the present invention may be used in combination with other drugs that are used in the prevention, treatment, control, amelioration, or reduction of risk of the diseases or conditions for which compounds of the present invention are useful. Such other drugs may be administered, by a route and in an amount commonly used therefore, contemporaneously or sequentially with a compound of the present invention. Accordingly, the pharmaceutical compositions of the present invention include those that also contain one or more other active ingredients, in addition to a compound of the present invention. The weight ratio of the compound of the present invention to the second active ingredient may be varied and will depend upon the effective dose of each ingredient. Generally, an effective dose of each will be used. Thus, for example, when a compound of the present invention is combined with another agent, the weight ratio of the compound of the present invention to the other agent will generally range from about 1000:1 to about 1:1000, such as about 200:1 to about 1:200. Combinations of a compound of the present invention and other active ingredients will generally also be within the aforementioned range, but in each case, an effective dose of each active ingredient should be used.

In such combinations the compound of the present invention and other active agents may be administered separately or in conjunction. In addition, the administration of one element may be prior to, concurrent to, or subsequent to the administration of other agent(s).

Accordingly, the subject compounds may be used alone or in combination with other agents which are known to be beneficial in the subject indications or other drugs that affect receptors or enzymes that either increase the efficacy, safety, convenience, or reduce unwanted side effects or toxicity of the compounds of the present invention. The subject compound and the other agent may be co-administered, either in concomitant therapy or in a fixed combination.

In one embodiment, the subject compound may be employed in combination with anti-Alzheimer's agents, beta-secretase inhibitors, gamma-secretase inhibitors, HMG-CoA reductase inhibitors, NSAID's including ibuprofen, vitamin E, and anti-amyloid antibodies.

In another embodiment, the subject compound may be employed in combination with sedatives, hypnotics, anxiolytics, antipsychotics, antianxiety agents, cyclopyrrolones, imidazopyridines, pyrazolopyrimidines, minor tranquilizers, melatonin agonists and antagonists, melatonergic agents, benzodiazepines, barbiturates, 5HT-2 antagonists, and the like, such as:

5 adinazolam, allobarbital, alonimid, alprazolam, amisulpride, amitriptyline, amobarbital, amoxapine, aripiprazole, atypical antipsychotics, bentazepam, benzocetamine, brotizolam, bupropion, busprione, butabarbital, butalbital, capuride, carbocloral, chloral betaine, chloral hydrate, clomipramine, clonazepam, cloperidone, clorazepate, chlordiazepoxide, clorethate, chlorpromazine, clozapine, cyprazepam, desipramine, dexclamol, diazepam, dichloralphenazone,

10 divalproex, diphenhydramine, doxepin, estazolam, ethchlorvynol, etomidate, fenobam, flunitrazepam, flupentixol, fluphenazine, flurazepam, fluvoxamine, fluoxetine, fosazepam, glutethimide, halazepam, haloperidol, hydroxyzine, imipramine, lithium, lorazepam, lormetazepam, maprotiline, mecloqualone, melatonin, mephobarbital, meprobamate, methaqualone, midaflur, midazolam, nefazodone, nisobamate, nitrazepam, nortriptyline,

15 olanzapine, oxazepam, paraldehyde, paroxetine, pentobarbital, perlapine, perphenazine, phenelzine, phenobarbital, prazepam, promethazine, propofol, protriptyline, quazepam, quetiapine, reclazepam, risperidone, roletamide, secobarbital, sertraline, suproclone, temazepam, thioridazine, thiothixene, tracazolate, tranylecypromaine, trazodone, triazolam, trepipam, tricetamide, triclofos, trifluoperazine, trimetozine, trimipramine, uldazepam, venlafaxine,

20 zaleplon, ziprasidone, zolazepam, zolpidem, and salts thereof, and combinations thereof, and the like, or the subject compound may be administered in conjunction with the use of physical methods such as with light therapy or electrical stimulation.

In another embodiment, the subject compound may be employed in combination with levodopa (with or without a selective extracerebral decarboxylase inhibitor such as

25 carbidopa or benserazide), anticholinergics such as biperiden (optionally as its hydrochloride or lactate salt) and trihexyphenidyl (benzhexol) hydrochloride, COMT inhibitors such as entacapone, MOA-B inhibitors, antioxidants, A2a adenosine receptor antagonists, cholinergic agonists, NMDA receptor antagonists, serotonin receptor antagonists and dopamine receptor agonists such as alentemol, bromocriptine, fenoldopam, lisuride, naxagolide, pergolide and

30 pramipexole. It will be appreciated that the dopamine agonist may be in the form of a pharmaceutically acceptable salt, for example, alentemol hydrobromide, bromocriptine mesylate, fenoldopam mesylate, naxagolide hydrochloride and pergolide mesylate. Lisuride and pramipexol are commonly used in a non-salt form.

In another embodiment, the subject compound may be employed in combination with a compound from the phenothiazine, thioxanthene, heterocyclic dibenzazepine, butyrophenone, diphenylbutylpiperidine and indolone classes of neuroleptic agent. Suitable examples of phenothiazines include chlorpromazine, mesoridazine, thioridazine, acetophenazine, fluphenazine, perphenazine and trifluoperazine. Suitable examples of thioxanthenes include chlorprothixene and thiothixene. An example of a dibenzazepine is clozapine. An example of a butyrophenone is haloperidol. An example of a diphenylbutylpiperidine is pimozide. An example of an indolone is molindolone. Other neuroleptic agents include loxapine, sulpiride and risperidone. It will be appreciated that the neuroleptic agents when used in combination with the subject compound may be in the form of a pharmaceutically acceptable salt, for example, chlorpromazine hydrochloride, mesoridazine besylate, thioridazine hydrochloride, acetophenazine maleate, fluphenazine hydrochloride, flurphenazine enathate, fluphenazine decanoate, trifluoperazine hydrochloride, thiothixene hydrochloride, haloperidol decanoate, loxapine succinate and molindone hydrochloride. Perphenazine, chlorprothixene, clozapine, haloperidol, pimozide and risperidone are commonly used in a non-salt form. Thus, the subject compound may be employed in combination with acetophenazine, alentemol, aripiprazole, amisulpride, benzhexol, bromocriptine, biperiden, chlorpromazine, chlorprothixene, clozapine, diazepam, fenoldopam, fluphenazine, haloperidol, levodopa, levodopa with benserazide, levodopa with carbidopa, lisuride, loxapine, mesoridazine, molindolone, naxagolide, olanzapine, pergolide, perphenazine, pimozide, pramipexole, quetiapine, risperidone, sulpiride, tetrabenazine, trihexyphenidyl, thioridazine, thiothixene, trifluoperazine or ziprasidone.

In another embodiment, the subject compound may be employed in combination with an anti-depressant or anti-anxiety agent, including norepinephrine reuptake inhibitors (including tertiary amine tricyclics and secondary amine tricyclics), selective serotonin reuptake inhibitors (SSRIs), monoamine oxidase inhibitors (MAOIs), reversible inhibitors of monoamine oxidase (RIMAs), serotonin and noradrenaline reuptake inhibitors (SNRIs), corticotropin releasing factor (CRF) antagonists,  $\alpha$ -adrenoreceptor antagonists, neurokinin-1 receptor antagonists, atypical anti-depressants, benzodiazepines, 5-HT<sub>1A</sub> agonists or antagonists, especially 5-HT<sub>1A</sub> partial agonists, and corticotropin releasing factor (CRF) antagonists. Specific agents include: amitriptyline, clomipramine, doxepin, imipramine and trimipramine; amoxapine, desipramine, maprotiline, nortriptyline and protriptyline; fluoxetine, fluvoxamine, paroxetine and sertraline; isocarboxazid, phenelzine, tranylcypromine and selegiline; moclobemide: venlafaxine; duloxetine; aprepitant; bupropion, lithium, nefazodone, trazodone and viloxazine; alprazolam,

chlordiazepoxide, clonazepam, chlorazepate, diazepam, halazepam, lorazepam, oxazepam and prazepam; buspirone, flesinoxan, gepirone and ipsapirone, and pharmaceutically acceptable salts thereof.

The compounds of the present invention may be administered by oral, parenteral  
5 (e.g., intramuscular, intraperitoneal, intravenous, ICV, intracisternal injection or infusion, subcutaneous injection, or implant), by inhalation spray, nasal, vaginal, rectal, sublingual, or topical routes of administration and may be formulated, alone or together, in suitable dosage unit formulations containing conventional non-toxic pharmaceutically acceptable carriers, adjuvants and vehicles appropriate for each route of administration. In addition to the treatment of warm-  
10 blooded animals such as mice, rats, horses, cattle, sheep, dogs, cats, monkeys, etc., the compounds of the invention are effective for use in humans. The terms "administration of" and or "administering a" compound should be understood to mean providing a compound of the invention or a prodrug of a compound of the invention to the individual in need of treatment.

The term "composition" as used herein is intended to encompass a product  
15 comprising specified ingredients in predetermined amounts or proportions, as well as any product which results, directly or indirectly, from combination of the specified ingredients in the specified amounts. Such term in relation to pharmaceutical composition, is intended to encompass a product comprising the active ingredient(s), and the inert ingredient(s) that make up the carrier, as well as any product which results, directly or indirectly, from combination,  
20 complexation or aggregation of any two or more of the ingredients, or from dissociation of one or more of the ingredients, or from other types of reactions or interactions of one or more of the ingredients. In general, pharmaceutical compositions are prepared by uniformly and intimately bringing the active ingredient into association with a liquid carrier or a finely divided solid carrier or both, and then, if necessary, shaping the product into the desired formulation. In the  
25 pharmaceutical composition the active object compound is included in an amount sufficient to produce the desired effect upon the process or condition of diseases. Accordingly, the pharmaceutical compositions of the present invention encompass any composition made by mixing a compound of the present invention and a pharmaceutically acceptable carrier.

Pharmaceutical compositions intended for oral use may be prepared according to  
30 any method known to the art for the manufacture of pharmaceutical compositions and such compositions may contain one or more agents selected from the group consisting of sweetening agents, flavoring agents, coloring agents and preserving agents in order to provide pharmaceutically elegant and palatable preparations. Tablets contain the active ingredient in

admixture with non-toxic pharmaceutically acceptable excipients that are suitable for the manufacture of tablets. The tablets may be uncoated or they may be coated by known techniques to delay disintegration and absorption in the gastrointestinal tract and thereby provide a sustained action over a longer period. Compositions for oral use may also be presented as hard gelatin capsules wherein the active ingredients are mixed with an inert solid diluent, for example, calcium carbonate, calcium phosphate or kaolin, or as soft gelatin capsules wherein the active ingredient is mixed with water or an oil medium, for example peanut oil, liquid paraffin, or olive oil. Aqueous suspensions, oily suspensions, dispersible powders or granules, oil-in-water emulsions, and sterile injectable aqueous or oleagenous suspension may be prepared by standard methods known in the art. By "pharmaceutically acceptable" it is meant the carrier, diluent or excipient must be compatible with the other ingredients of the formulation and not deleterious to the recipient thereof.

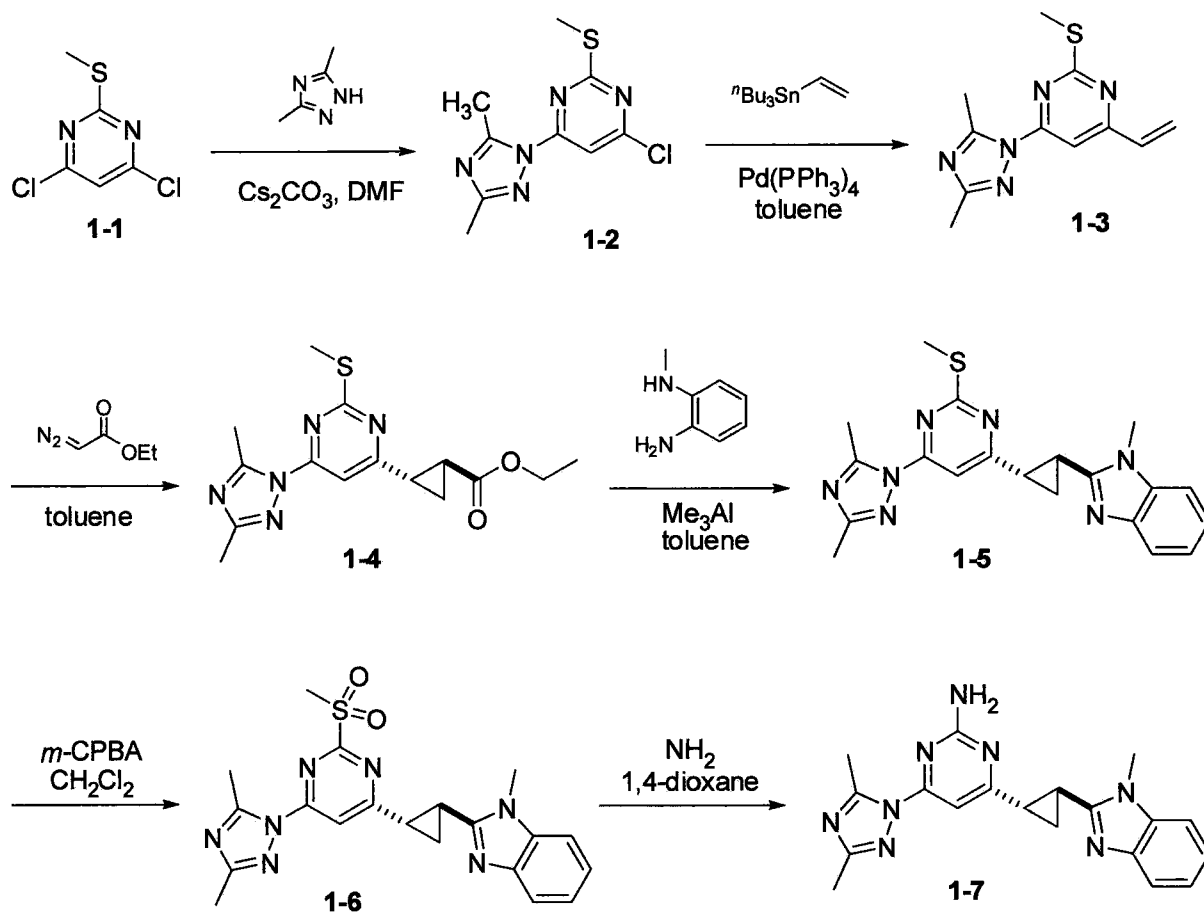
The subject compounds may be further useful in a method for the prevention, treatment, control, amelioration, or reduction of risk of the diseases, disorders and conditions noted herein. The dosage of active ingredient in the compositions of this invention may be varied, however, it is necessary that the amount of the active ingredient be such that a suitable dosage form is obtained. The active ingredient may be administered to patients (animals and human) in need of such treatment in dosages that will provide optimal pharmaceutical efficacy. The selected dosage depends upon the desired therapeutic effect, on the route of administration, and on the duration of the treatment. The dose will vary from patient to patient depending upon the nature and severity of disease, the patient's weight, special diets then being followed by a patient, concurrent medication, and other factors which those skilled in the art will recognize. Generally, dosage levels of between 0.001 to 10 mg/kg. of body weight daily are administered to the patient, e.g., humans and elderly humans. The dosage range will generally be about 0.5 mg to 1.0 g. per patient per day which may be administered in single or multiple doses. In one embodiment, the dosage range will be about 0.5 mg to 500 mg per patient per day; in another embodiment about 0.5 mg to 200 mg per patient per day; and in yet another embodiment about 5 mg to 50 mg per patient per day. Pharmaceutical compositions of the present invention may be provided in a solid dosage formulation such as comprising about 0.5 mg to 500 mg active ingredient, or comprising about 1 mg to 250 mg active ingredient. The pharmaceutical composition may be provided in a solid dosage formulation comprising about 1 mg, 5 mg, 10 mg, 25 mg, 50 mg, 100 mg, 200 mg or 250 mg active ingredient. For oral administration, the compositions may be provided in the form of tablets containing 1.0 to 1000 milligrams of the

active ingredient, such as 1, 5, 10, 15, 20, 25, 50, 75, 100, 150, 200, 250, 300, 400, 500, 600, 750, 800, 900, and 1000 milligrams of the active ingredient for the symptomatic adjustment of the dosage to the patient to be treated. The compounds may be administered on a regimen of 1 to 4 times per day, such as once or twice per day.

5                   Several methods for preparing the compounds of this invention are illustrated in the following Schemes and Examples. Starting materials and the requisite intermediates are in some cases commercially available, or can be prepared according to literature procedures or as illustrated herein. The compounds of this invention may be prepared by employing reactions as shown in the following schemes, in addition to other standard manipulations that are known in  
10 the literature or exemplified in the experimental procedures. Substituent numbering as shown in the schemes does not necessarily correlate to that used in the claims and often, for clarity, a single substituent is shown attached to the compound where multiple substituents are allowed under the definitions hereinabove. Reactions used to generate the compounds of this invention are prepared by employing reactions as shown in the schemes and examples herein, in addition to  
15 other standard manipulations such as ester hydrolysis, cleavage of protecting groups, etc., as may be known in the literature or exemplified in the experimental procedures. Starting materials are made according to procedures known in the art or as illustrated herein. The following abbreviations are used herein: Me: methyl; Et: ethyl; *t*-Bu: *tert*-butyl; Ar: aryl; Ph: phenyl; Bn: benzyl; Ac: acetyl; THF: tetrahydrofuran; Boc: *tert*-butyloxycarbonyl; DIPEA: *N,N*-  
20 diisopropylethylamine; DPPA: diphenylphosphorylazide; EDC: *N*-(3-Dimethylaminopropyl)-*N*'-ethylcarbodiimide; EtOAc: ethyl acetate; HOBt: hydroxybenzotriazole hydrate; TEA: triethylamine; DMF: *N,N*-dimethylformamide; rt: room temperature; HPLC: high performance liquid chromatography; NMR: nuclear magnetic resonance; TLC: thin-layer chromatography.

In some cases the final product may be further modified, for example, by  
25 manipulation of substituents. These manipulations may include, but are not limited to, reduction, oxidation, alkylation, acylation, and hydrolysis reactions which are commonly known to those skilled in the art. In some cases the order of carrying out the foregoing reaction schemes may be varied to facilitate the reaction or to avoid unwanted reaction products. The following examples are provided so that the invention might be more fully understood. These examples are  
30 illustrative only and should not be construed as limiting the invention in any way.

### Example 1



4-chloro-6-(3,5-dimethyl-1H-1,2,4-triazol-1-yl)-2-(methylthio)pyrimidine (**1-2**):

To a slurry of 4,6-dichloro-2-(methylthio)pyrimidine (**1-1**) (1.00 g, 5.13 mmol, 1.0 eq.) and cesium carbonate (2.70 g, 7.67 mmol, 1.5 eq.) in DMF (40 mL) at 0 °C under nitrogen was added a solution of 3,5-dimethyl-1H-1,2,4-triazole (498 mg, 5.13 mmol, 1.0 eq.) in DMF (20 mL) via a dropping funnel over 1 hour. The reaction was then warmed to room temperature. The reaction was monitored by TLC and was complete after 1 hour. The reaction was quenched by addition of water (100 mL) and extracted with ethyl acetate (3 x 150 mL). The combined organic layers were dried over sodium sulfate, filtered and concentrated to dryness. The resulting residue was purified by silica gel column chromatography (0-50% ethyl acetate in hexanes) to afford 4-chloro-6-(3,5-dimethyl-1H-1,2,4-triazol-1-yl)-2-(methylthio)pyrimidine (**1-2**) as a white solid. <sup>1</sup>H NMR (300 MHz, CDCl<sub>3</sub>) δ 7.58 (s, 1H), 2.90 (s, 3H), 2.60 (s, 3H), 2.41 (s, 3H). LRMS *m/z* (M+H) 256 found, 256 required.

15

4-(3,5-dimethyl-1H-1,2,4-triazol-1-yl)-2-(methylthio)-6-vinylpyrimidine (**1-3**):

To a solution of 4-chloro-6-(3,5-dimethyl-1H-1,2,4-triazol-1-yl)-2-(methylthio)pyrimidine (**1-2**) (1.01 g, 3.96 mmol, 1.0 eq.) in degassed toluene (20 mL) under nitrogen was added

tetrakis(triphenylphosphine)palladium(0) (228 mg, 0.198 mmol, 0.050 eq.) followed by tributyl(vinyl)tin (1.16 mL, 3.96 mmol, 1.0 eq.) and the reaction heated to 110 °C for 2 hours. Toluene was removed by roto-evaporation and the resulting residue was purified by silica gel column chromatography (0-100% ethyl acetate in hexanes) to afford 4-(3,5-dimethyl-1*H*-1,2,4-triazol-1-yl)-2-(methylthio)-6-vinylpyrimidine (**1-3**) as a yellow solid. <sup>1</sup>H NMR (300 MHz, CDCl<sub>3</sub>) δ 7.48 (s, 1H), 6.72 (dd, 1H, *J* = 17.3, 10.3 Hz), 6.57 (dd, 1H, *J* = 17.3, 1.4 Hz), 5.73 (dd, 1H, *J* = 10.3, 1.4 Hz), 2.91 (s, 3H), 2.61 (s, 3H), 2.42 (s, 3H). LRMS *m/z* (M+H) 248 found, 248 required.

10 ethyl-*trans*- 2-(6-(3,5-dimethyl-1*H*-1,2,4-triazol-1-yl)-2-(methylthio)pyrimidin-4-yl)cyclopropanecarboxylate (**1-4**):

To a solution of 4-(3,5-dimethyl-1*H*-1,2,4-triazol-1-yl)-2-(methylthio)-6-vinylpyrimidine (**1-3**) (5.00 g, 20.0 mmol, 1.0 eq.) in degassed toluene (220 mL) was added ethyl diazoacetate (4.3 mL, 40.0 mmol, 2.0 eq.) and the reaction was heated to 120 °C. The reaction was monitored by LC-MS and after 6 hours the mixture was cooled to room temperature and the toluene was removed by roto-evaporation. The resulting residue was purified by silica gel column chromatography (10-70% ethyl acetate in hexanes) to afford ethyl-*trans*- 2-(6-(3,5-dimethyl-1*H*-1,2,4-triazol-1-yl)-2-(methylthio)pyrimidin-4-yl)cyclopropanecarboxylate (**1-4**) as a white solid. <sup>1</sup>H NMR (300 MHz, CDCl<sub>3</sub>) δ 7.48 (s, 1H), 4.17 (q, 2H, *J* = 7.1 Hz), 2.88 (s, 3H), 2.61-2.53 (m, 1H), 2.53 (s, 3H), 2.41 (s, 3H), 2.41-2.33 (m, 1H), 1.76-1.62 (m, 2H), 1.28 (t, 3H, *J* = 7.1 Hz). LRMS *m/z* (M+H) 334 found, 334 required.

25 *trans*-2-(2-(6-(3,5-dimethyl-1*H*-1,2,4-triazol-1-yl)-2-(methylthio)pyrimidin-4-yl)cyclopropyl)-1-methyl-1*H*-benzo[*d*]imidazole (**1-5**):

To *N*<sup>1</sup>-methylbenzene-1,2-diamine (2.01 g, 16.5 mmol, 1.1 eq.) dissolved in toluene (20 mL) was added trimethylaluminium solution (2.0 M in toluene, 22.5 mL, 44.98 mmol, 3.0 eq.) under nitrogen at 0 °C dropwise. The reaction was stirred at a temperature between 10 °C to 20 °C for 30 minutes followed by the addition of ethyl-*trans*- 2-(6-(3,5-dimethyl-1*H*-1,2,4-triazol-1-yl)-2-(methylthio)pyrimidin-4-yl)cyclopropanecarboxylate (**1-4**) (5.00 g, 14.99 mmol, 1.0 eq.) in toluene (80 mL) and the reaction was heated to 130 °C for 12 hours. The reaction was cooled to room temperature and quenched with saturated sodium bicarbonate (100 mL) then extracted with ethyl acetate (3 x 200 mL). The combined organic layers were dried over sodium sulfate, filtered and concentrate to dryness. The crude product was purified by silica gel column chromatography (0-30% acetone in dichloromethane) to afford *trans*-2-(2-(6-(3,5-dimethyl-1*H*-1,2,4-triazol-1-yl)-2-(methylthio)pyrimidin-4-yl)cyclopropyl)-1-methyl-1*H*-benzo[*d*]imidazole (**1-5**) as a pale pink

solid.  $^1\text{H}$  NMR (400 MHz,  $\text{CDCl}_3$ )  $\delta$  7.72-7.67 (m, 1H), 7.56 (s, 1H), 7.31-7.22 (m, 3H), 3.81 (s, 3H), 2.90 (s, 3H), 2.86-2.76 (m, 2H), 2.59 (s, 3H), 2.40 (s, 3H), 2.06-1.97 (m, 2H). LRMS  $m/z$  (M+H) 392 found, 392 required. m.p. 157-159 °C.

5 *trans*-2-2-(6-(3,5-dimethyl-1*H*-1,2,4-triazol-1-yl)-2-(methylsulfonyl)pyrimidin-4-yl)cyclopropyl)-1-methyl-1*H*-benzo[*d*]imidazole (**1-6**):

To a solution of *trans*-2-2-(6-(3,5-dimethyl-1*H*-1,2,4-triazol-1-yl)-2-(methylthio)pyrimidin-4-yl)cyclopropyl)-1-methyl-1*H*-benzo[*d*]imidazole (**1-5**) (250 mg, 0.64 mmol, 1.0 eq.) in  $\text{CH}_2\text{Cl}_2$  (5.0 mL) was added *meta*-chloroperbenzoic acid (274 mg, 1.59 mmol, 2.5 eq.) at room temperature and the reaction was stirred for 3 hours. The reaction was quenched by addition of saturated sodium bicarbonate solution (10 mL) and extracted with  $\text{CH}_2\text{Cl}_2$  (2 x 10 mL). The combined organic layers were dried over sodium sulfate, filtered and concentrated to dryness. The residue was purified by silica gel column chromatography (100% ethyl acetate) to afford *trans*-2-2-(6-(3,5-dimethyl-1*H*-1,2,4-triazol-1-yl)-2-(methylsulfonyl)pyrimidin-4-yl)cyclopropyl)-1-methyl-1*H*-benzo[*d*]imidazole (**1-6**) as a pale yellow foam.  $^1\text{H}$  NMR (300 MHz,  $\text{CDCl}_3$ )  $\delta$  8.10 (s, 1H), 7.72-7.67 (m, 1H), 7.34-7.23 (m, 3H), 3.84 (s, 3H), 3.38 (s, 3H), 3.11-3.03 (m, 1H), 2.96 (s, 3H), 2.96-2.87 (m, 1H), 2.42 (s, 3H), 2.18-2.06 (m, 2H). LRMS  $m/z$  (M+H) 424 found, 424 required.

20 *trans*-4-(3,5-dimethyl-1*H*-1,2,4-triazol-1-yl)-6-(2-(1-methyl-1*H*-benzo[*d*]imidazol-2-yl)cyclopropyl)pyrimidin-2-amine (**1-7**):

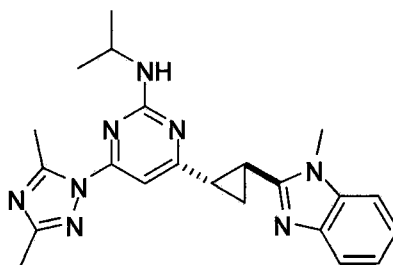
To a solution of *trans*-2-2-(6-(3,5-dimethyl-1*H*-1,2,4-triazol-1-yl)-2-(methylsulfonyl)pyrimidin-4-yl)cyclopropyl)-1-methyl-1*H*-benzo[*d*]imidazole (**1-6**) (80.0 mg, 0.189 mmol, 1.0 eq.) in THF (0.8 mL) was added ammonia (0.5M in 1,4-dioxane, 3.78 mL, 10 eq.) and the reaction stirred for 4 days at 70 °C in a sealed tube. The reaction was then concentrated to dryness and the resulting residue purified by silica gel column chromatography (100% ethyl acetate), followed by purification by preparative TLC to afford *trans*-4-(3,5-dimethyl-1*H*-1,2,4-triazol-1-yl)-6-(2-(1-methyl-1*H*-benzo[*d*]imidazol-2-yl)cyclopropyl)pyrimidin-2-amine (**1-7**) as an off-white solid.  $^1\text{H}$  NMR (400 MHz,  $\text{DMSO}-d_6$ )  $\delta$  7.53 (dd, 1H,  $J = 5.5, 1.0$  Hz), 7.48 (dd, 1H,  $J = 5.5, 1.0$  Hz), 7.19 (dt, 1H,  $J = 5.5, 1.0$  Hz), 7.15 (dt, 1H,  $J = 5.5, 1.0$  Hz), 7.03 (s, 1H), 6.90 (br s, 2H), 3.79 (s, 3H), 2.82-2.72 (m, 1H), 2.77 (s, 3H), 2.68-2.59 (m, 1H), 2.27 (s, 3H), 1.83-1.75 (m, 2H). LRMS  $m/z$  (M+H) 361 found, 361 required. m.p. 120-122 °C.

35

General procedure for sulfone displacement with amines (method A):

To a solution of *trans*-2-(2-(6-(3,5-dimethyl-1*H*-1,2,4-triazol-1-yl)-2-(methylsulfonyl)pyrimidin-4-yl)cyclopropyl)-1-methyl-1*H*-benzo[*d*]imidazole (1-6) (1.0 eq.) in THF (0.125 M) was added the respective amine (10 eq.) and the reaction was stirred for 2-24 hours at room temperature until complete by LC-MS. The reaction was then concentrated to dryness and the resulting  
 5 residue was purified by silica gel column chromatography to afford the desired amines:

### Example 2

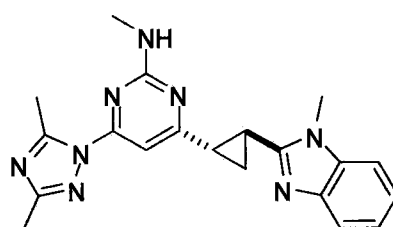


**2**

10 *trans*-4-(3,5-dimethyl-1*H*-1,2,4-triazol-1-yl)-*N*-isopropyl-6-(2-(1-methyl-1*H*-benzo[*d*]imidazol-2-yl)cyclopropyl)pyrimidin-2-amine (**2**) was synthesized by using method A:

Isolated as a white glue. <sup>1</sup>H NMR (300 MHz, CDCl<sub>3</sub>) δ 7.72-7.66 (m, 1H), 7.31-7.21 (m, 3H), 7.11 (s, 1H), 4.97 (br d, 1H, *J* = 7.5 Hz), 4.12 (m, 1H), 3.80 (s, 3H), 2.87 (s, 3H), 2.77-2.70 (m,  
 15 1H), 2.61 (ddd, 1H, *J* = 9.5, 5.6, 4.0 Hz), 2.39 (s, 3H), 1.99 (ddd, 1H, *J* = 8.8, 5.9, 4.0 Hz), 1.94-1.85 (m, 1H), 1.28 (d, 6H, *J* = 6.5 Hz). LRMS *m/z* (M+H) 403 found, 403 required.

### Example 3

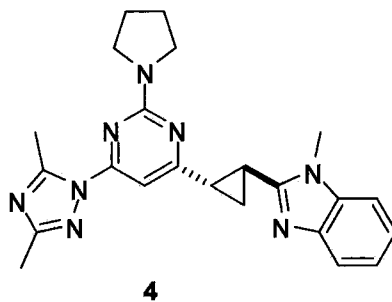


**3**

20 *trans*-4-(3,5-dimethyl-1*H*-1,2,4-triazol-1-yl)-*N*-methyl-6-(2-(1-methyl-1*H*-benzo[*d*]imidazol-2-yl)cyclopropyl)pyrimidin-2-amine (**3**) was synthesized by using method A:

Isolated as an off-white solid. <sup>1</sup>H NMR (300 MHz, CDCl<sub>3</sub>) δ 7.72-7.66 (m, 1H), 7.31-7.22 (m,  
 25 3H), 7.13 (s, 1H), 5.10 (m, 1H), 3.80 (s, 3H), 3.03 (d, 3H, *J* = 4.9 Hz), 2.89 (s, 3H), 2.79-2.71 (m, 1H), 2.62 (ddd, 1H, *J* = 8.7, 5.6, 4.0 Hz), 2.39 (s, 3H), 2.00 (ddd, 1H, *J* = 8.7, 5.9, 4.0 Hz), 1.95-1.85 (m, 1H). LRMS *m/z* (M+H) 375 found, 375 required. m.p. 212-214 °C.

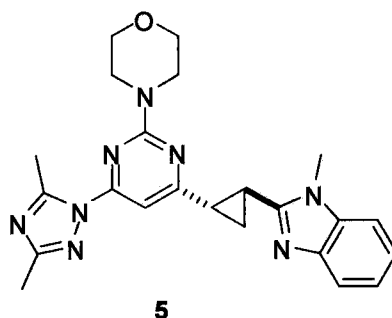
## Example 4



5 *trans*-2-(2-(6-(3,5-dimethyl-1*H*-1,2,4-triazol-1-yl)-2-(pyrrolidin-1-yl)pyrimidin-4-yl)cyclopropyl)-1-methyl-1*H*-benzo[*d*]imidazole (**4**) was synthesized by using method A:

Isolated as a light yellow solid. <sup>1</sup>H NMR (300 MHz, CDCl<sub>3</sub>) δ 7.70-7.66 (m, 1H), 7.31-7.21 (m, 3H), 7.05 (s, 1H), 3.79 (s, 3H), 3.60 (m, 4H), 2.90 (s, 3H), 2.78 (ddd, 1H, *J* = 8.8, 6.0, 4.0 Hz), 2.59 (ddd, 1H, *J* = 8.8, 5.6, 4.0 Hz), 2.39 (s, 3H), 2.05-1.91 (m, 6H). LRMS *m/z* (M+H) 415  
10 found, 415 required. m.p. 180-185 °C.

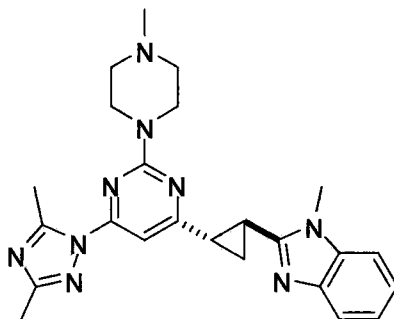
## Example 5



15 *trans*-4-(4-(3,5-dimethyl-1*H*-1,2,4-triazol-1-yl)-6-(2-(1-methyl-1*H*-benzo[*d*]imidazol-2-yl)cyclopropyl)pyrimidin-2-yl)morpholine (**5**) was synthesized by using method A:

Isolated as an off-white solid. <sup>1</sup>H NMR (300 MHz, CDCl<sub>3</sub>) δ 7.72-7.66 (m, 1H), 7.33-7.22 (m, 3H), 7.14 (m, 1H), 3.84-3.79 (m, 8H), 3.80 (s, 3H), 2.86 (s, 3H), 2.76-2.62 (m, 2H), 2.39 (s, 3H), 2.06-1.99 (m, 1H), 1.97-1.89 (m, 1H). LRMS *m/z* (M+H) 431 found, 431 required. m.p. 226-228  
20 °C.

## Example 6



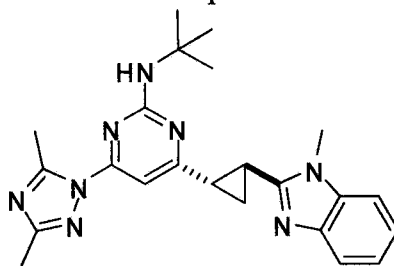
6

*trans*-2-(-2-(6-(3,5-dimethyl-1*H*-1,2,4-triazol-1-yl)-2-(4-methylpiperazin-1-yl)pyrimidin-4-yl)cyclopropyl)-1-methyl-1*H*-benzo[*d*]imidazole (**6**) was synthesized by using method A:

- 5 Further purification by reverse phase HPLC, isolated as an off-white foam. <sup>1</sup>H NMR (300 MHz, CDCl<sub>3</sub>) δ 7.72-7.66 (m, 1H), 7.31-7.22 (m, 3H), 7.10 (s, 1H), 3.86 (m, 4H), 3.79 (s, 3H), 2.86 (s, 3H), 2.76-2.69 (m, 1H), 2.66-2.59 (m, 1H), 2.50 (m, 4H), 2.39 (s, 3H), 2.37 (s, 3H), 2.05-1.99 (m, 1H), 1.94 (ddd, 1H, *J* = 8.7, 5.6, 4.0 Hz). LRMS *m/z* (M+H) 444 found, 444 required.

10

Example 7



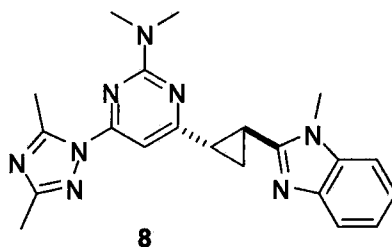
7

*trans*-*N*-tert-butyl-4-(3,5-dimethyl-1*H*-1,2,4-triazol-1-yl)-6-(2-(1-methyl-1*H*-benzo[*d*]imidazol-2-yl)cyclopropyl)pyrimidin-2-amine (**7**) was synthesized by using method A:

- 15 Further purification by preparative TLC isolated as a white foam. <sup>1</sup>H NMR (300 MHz, CDCl<sub>3</sub>) δ 7.72-7.66 (m, 1H), 7.31-7.21 (m, 3H), 7.10 (s, 1H), 5.14 (br s, 1H), 3.80 (s, 3H), 2.85 (s, 3H), 2.79-2.72 (m, 1H), 2.61 (ddd, 1H, *J* = 8.6, 5.6, 4.0 Hz), 2.39 (s, 3H), 2.00 (ddd, 1H, *J* = 8.6, 5.8, 4.0 Hz), 1.89 (ddd, 1H, *J* = 9.2, 5.6, 4.0 Hz), 1.49 (s, 9H). LRMS *m/z* (M+H) 417 found, 417 required.

20

Example 8

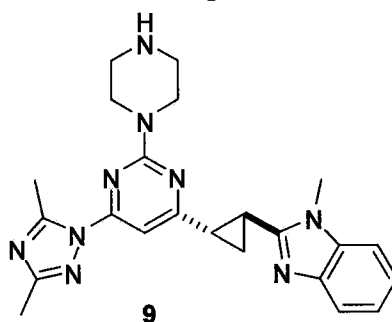


*trans*-4-(3,5-dimethyl-1*H*-1,2,4-triazol-1-yl)-*N,N*-dimethyl-6-(2-(1-methyl-1*H*-benzo[*d*]imidazol-2-yl)cyclopropyl)pyrimidin-2-amine (**8**) was synthesized by using method A:

- 5 Isolated as an off-white foam. <sup>1</sup>H NMR (300 MHz, CDCl<sub>3</sub>) δ 7.71-7.66 (m, 1H), 7.31-7.22 (m, 3H), 7.06 (s, 1H), 3.79 (s, 3H), 3.21 (s, 6H), 2.89 (s, 3H), 2.76 (ddd, 1H, *J* = 8.8, 6.0, 4.0 Hz), 2.60 (ddd, 1H, *J* = 8.6, 5.5, 4.0 Hz), 2.39 (s, 3H), 2.04-1.97 (m, 1H), 1.93 (ddd, 1H, *J* = 8.8, 5.5, 4.0 Hz). LRMS *m/z* (M+H) 389 found, 389 required. m.p. 164-165 °C.

10

## Example 9



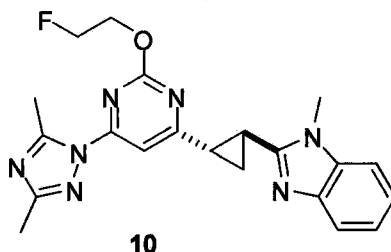
*trans*-2-(2-(6-(3,5-dimethyl-1*H*-1,2,4-triazol-1-yl)-2-(piperazin-1-yl)pyrimidin-4-yl)cyclopropyl)-1-methyl-1*H*-benzo[*d*]imidazole (**9**) was synthesized by using method A:

- 15 Isolated as an off-white foam. <sup>1</sup>H NMR (400 MHz, DMSO-*d*<sub>6</sub>) δ 7.52 (m, 1H), 7.48 (m, 1H), 7.19 (td, 1H, *J* = 5.5, 1.0 Hz), 7.15 (td, 1H, *J* = 5.5, 1.0 Hz), 7.07 (s, 1H), 3.81 (s, 3H), 3.72 (m, 4H), 2.85-2.76 (m, 5H), 2.77 (s, 3H), 2.69-2.64 (m, 1H), 2.28 (s, 3H), 1.88-1.78 (m, 2H). LRMS *m/z* (M+H) 430 found, 430 required.

- 20 General procedure for sulfone displacement with alcohols (method B):

To a solution of *trans*-2-(2-(6-(3,5-dimethyl-1*H*-1,2,4-triazol-1-yl)-2-(methylsulfonyl)pyrimidin-4-yl)cyclopropyl)-1-methyl-1*H*-benzo[*d*]imidazole (**1-6**) (1.0 eq.) in THF (0.125 M) was added the respective alcohol (10 eq.) followed by sodium hydride (2.0 eq.) and the reaction was stirred  
 25 for 2-24 hours at room temperature until complete by LCMS. The reaction was then concentrated to dryness and purified by silica gel column chromatography to afford the desired ethers.

## Example 10

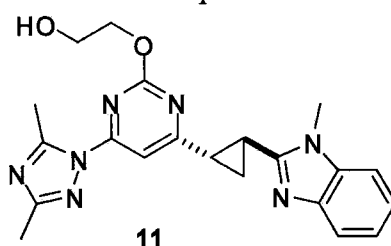


*trans*-2-(2-(6-(3,5-dimethyl-1*H*-1,2,4-triazol-1-yl)-2-(2-fluoroethoxy)pyrimidin-4-yl)cyclopropyl)-1-methyl-1*H*-benzo[*d*]imidazole (**10**) was synthesized by using method B:

Isolated as a white foam. <sup>1</sup>H NMR (300 MHz, CDCl<sub>3</sub>) δ 7.72-7.66 (m, 1H), 7.60 (s, 1H), 7.32-7.22 (m, 3H), 4.92-4.87 (m, 1H), 4.76-4.67 (m, 2H), 4.61 (m, 1H), 3.81 (s, 3H), 2.91 (s, 3H), 2.90-2.83 (m, 2H), 2.40 (s, 3H), 2.06-1.99 (m, 2H). LRMS *m/z* (M+H) 408 found, 408 required.

10

## Example 11



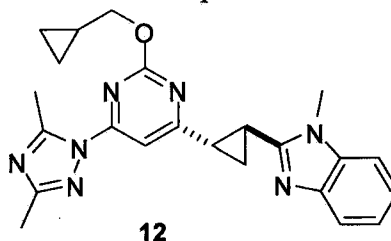
*trans*-2-(4-(3,5-dimethyl-1*H*-1,2,4-triazol-1-yl)-6-(2-(1-methyl-1*H*-benzo[*d*]imidazol-2-yl)cyclopropyl)pyrimidin-2-yloxy)ethanol (**11**) was synthesized by using method B:

15

Isolated as a white foam. <sup>1</sup>H NMR (300 MHz, CDCl<sub>3</sub>) δ 7.72-7.66 (m, 1H), 7.58 (s, 1H), 7.31-7.20 (m, 3H), 4.54-4.50 (m, 2H), 4.07-4.03 (m, 2H), 3.81 (s, 3H), 2.91 (s, 3H), 2.88-2.82 (m, 2H), 2.40 (s, 3H), 2.07-1.96 (m, 2H). LRMS *m/z* (M+H) 406 found, 406 required.

20

## Example 12

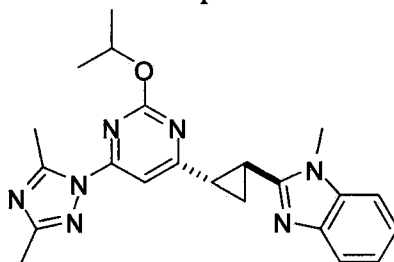


*trans*-2-(2-(2-(cyclopropylmethoxy)-6-(3,5-dimethyl-1*H*-1,2,4-triazol-1-yl)pyrimidin-4-yl)cyclopropyl)-1-methyl-1*H*-benzo[*d*]imidazole (**12**) was synthesized by using method B:

Further purification by preparative HPLC isolated as a white foam.  $^1\text{H}$  NMR (300 MHz,  $\text{CDCl}_3$ )  $\delta$  7.71-7.67 (m, 1H), 7.55 (s, 1H), 7.32-7.20 (m, 3H), 4.22 (d, 2H,  $J = 7.2$  Hz), 3.81 (s, 3H), 2.91 (s, 3H), 2.91-2.80 (m, 2H), 2.40 (s, 3H), 2.06-1.97 (m, 2H), 1.42-1.30 (m, 1H), 0.72-0.64 (m, 2H), 0.44-0.38 (m, 2H). LRMS  $m/z$  (M+H) 416 found, 416 required.

5

## Example 13



13

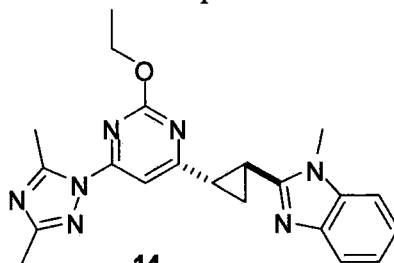
*trans*-2-(2-(6-(3,5-dimethyl-1H-1,2,4-triazol-1-yl)-2-isopropoxy-pyrimidin-4-yl)cyclopropyl)-1-methyl-1H-benzo[*d*]imidazole (**13**) was synthesized by using method B:

10

Isolated as a white solid.  $^1\text{H}$  NMR (300 MHz,  $\text{CDCl}_3$ )  $\delta$  7.71-7.68 (m, 1H), 7.54 (s, 1H), 7.31-7.22 (m, 3H), 5.27 (sept, 1H,  $J = 6.2$  Hz), 3.81 (s, 3H), 2.91-2.77 (m, 2H), 2.90 (s, 3H), 2.40 (s, 3H), 2.05-1.96 (m, 2H), 1.45 (d, 6H,  $J = 6.2$  Hz). LRMS  $m/z$  (M+H) 404 found, 404 required. m.p. 133-135 °C.

15

## Example 14



14

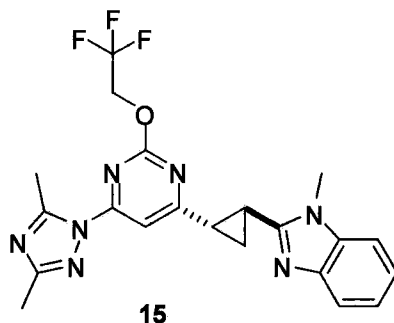
*trans*-2-(2-(6-(3,5-dimethyl-1H-1,2,4-triazol-1-yl)-2-ethoxy-pyrimidin-4-yl)cyclopropyl)-1-methyl-1H-benzo[*d*]imidazole (**14**) was synthesized by using method B:

20

Isolated as a white solid.  $^1\text{H}$  NMR (300 MHz,  $\text{CDCl}_3$ )  $\delta$  7.71-7.67 (m, 1H), 7.56 (s, 1H), 7.31-7.22 (m, 3H), 4.46 (q, 2H,  $J = 7.0$  Hz), 3.81 (s, 3H), 2.91 (s, 3H), 2.91-2.79 (m, 2H), 2.40 (s, 3H), 2.01 (t, 2H,  $J = 7.5$  Hz), 1.49 (t, 3H,  $J = 7.0$  Hz). LRMS  $m/z$  (M+H) 390 found, 390 required. m.p. 82-83 °C.

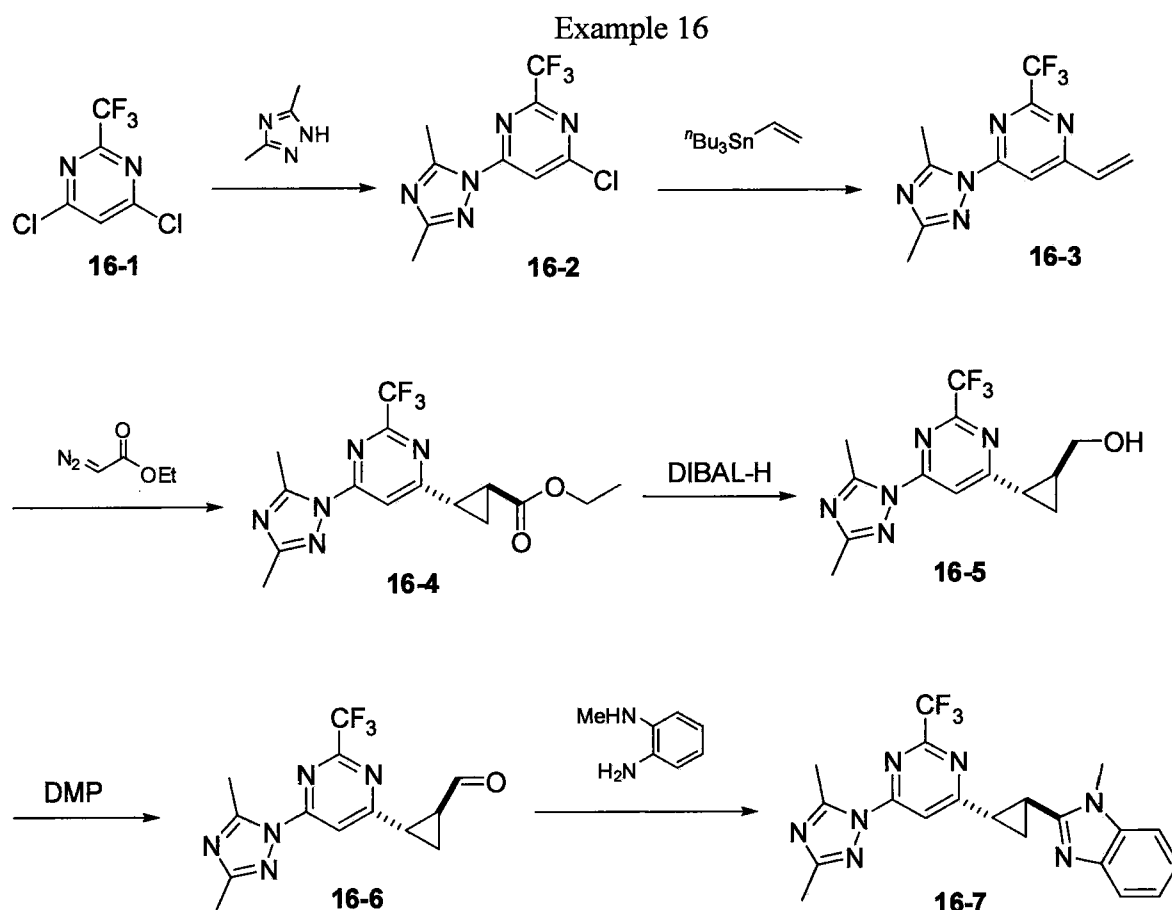
25

## Example 15



*trans*-2-(2-(6-(3,5-dimethyl-1*H*-1,2,4-triazol-1-yl)-2-(2,2,2-trifluoroethoxy)pyrimidin-4-yl)cyclopropyl)-1-methyl-1*H*-benzo[*d*]imidazole (**15**) was synthesized by using method B:

- 5 Isolated as an off-white foam. <sup>1</sup>H NMR (300 MHz, CDCl<sub>3</sub>) δ 7.71-7.66 (m, 1H), 7.68 (s, 1H), 7.31-7.23 (m, 3H), 4.92-4.74 (m, 2H), 3.81 (s, 3H), 2.90 (s, 3H), 2.90-2.81 (m, 2H), 2.40 (s, 3H), 2.10-1.98 (m, 2H). LRMS *m/z* (M+H) 444 found, 444 required.



10

4-chloro-6-(3,5-dimethyl-1*H*-1,2,4-triazol-1-yl)-2-(trifluoromethyl)pyrimidine (**16-2**):

4-chloro-6-(3,5-dimethyl-1*H*-1,2,4-triazol-1-yl)-2-(trifluoromethyl)pyrimidine (**16-2**) was synthesized using a procedure similar to the synthesis of compound (**1-2**). <sup>1</sup>H NMR (300 MHz, CDCl<sub>3</sub>) δ 8.10 (s, 1H), 2.93 (s, 3H), 2.43 (s, 3H). LRMS *m/z* (M+H) 278 found, 278 required.

5 4-(3,5-dimethyl-1*H*-1,2,4-triazol-1-yl)-2-(trifluoromethyl)-6-vinylpyrimidine (**16-3**):

4-(3,5-dimethyl-1*H*-1,2,4-triazol-1-yl)-2-(trifluoromethyl)-6-vinylpyrimidine (**16-3**) was synthesized using a procedure similar to the synthesis of compound (**1-3**). <sup>1</sup>H NMR (300 MHz, CDCl<sub>3</sub>) δ 7.94 (s, 1H), 6.86 (dd, 1H, *J* = 17.4, 10.3 Hz), 6.71 (dd, 1H, *J* = 17.4, 1.2 Hz), 5.88 (dd, 10 1H, *J* = 10.3, 1.2 Hz), 2.94 (s, 3H), 2.43 (s, 3H). LRMS *m/z* (M+H) 270 found, 270 required.

ethyl-*trans*-2-(6-(3,5-dimethyl-1*H*-1,2,4-triazol-1-yl)-2-(trifluoromethyl)pyrimidin-4-yl)cyclopropanecarboxylate (**16-4**):

15 ethyl-*trans*-2-(6-(3,5-dimethyl-1*H*-1,2,4-triazol-1-yl)-2-(trifluoromethyl)pyrimidin-4-yl)cyclopropanecarboxylate (**16-4**) was synthesized using a procedure similar to the synthesis of compound (**1-4**). <sup>1</sup>H NMR (300 MHz, CDCl<sub>3</sub>) δ 7.98 (s, 1H), 4.19 (q, 2H, *J* = 7.2 Hz), 2.91 (s, 3H), 2.72 (ddd, 1H, *J* = 8.7, 5.8, 3.7 Hz), 2.46 (ddd, 1H, *J* = 8.7, 5.8, 3.7 Hz), 2.42 (s, 3H), 1.84-1.72 (m, 2H), 1.29 (t, 3H, *J* = 7.2 Hz). LRMS *m/z* (M+H) 356 found, 356 required.

20

*trans*-(2-(6-(3,5-dimethyl-1*H*-1,2,4-triazol-1-yl)-2-(trifluoromethyl)pyrimidin-4-yl)cyclopropyl)methanol (**16-5**):

To a stirred solution of ethyl-*trans*-2-(6-(3,5-dimethyl-1*H*-1,2,4-triazol-1-yl)-2-(trifluoromethyl)pyrimidin-4-yl)cyclopropanecarboxylate (**16-4**, 430 mg, 1.21 mmol, 1.0 eq.) in anhydrous THF (13.0 mL) at 0 °C was added DIBAL-H (1.0 M in toluene, 3.63 mL, 3.63 mmol, 3.0 eq.) dropwise. The resulting mixture was stirred at 0 °C for 2 hours under an atmosphere of nitrogen gas. The mixture was then quenched with saturated aqueous Rochelle's salt solution (10 mL) at 0 °C and vigorously stirred at room temperature for 1 hour. After dilution with H<sub>2</sub>O (50 mL), the biphasic mixture was separated. The separated aqueous layer was extracted with EtOAc (3 × 50 mL). The combined organics were washed with brine, dried over sodium sulfate, filtered and concentrated to dryness to give *trans*-(2-(6-(3,5-dimethyl-1*H*-1,2,4-triazol-1-yl)-2-(trifluoromethyl)pyrimidin-4-yl)cyclopropyl)methanol (**16-5**) as an off-white solid which was carried forward for next step without further purification. <sup>1</sup>H NMR (300 MHz, CDCl<sub>3</sub>) δ 7.87 (s, 35 1H), 3.86-3.75 (m, 1H), 3.67-3.56 (m, 1H), 2.91 (s, 3H), 2.42 (s, 3H), 2.15 (m, 1H), 2.09-1.97 (m, 1H), 1.63-1.49 (m, 2H). LRMS *m/z* (M+H) 314 found, 314 required.

*trans*-2-(6-(3,5-dimethyl-1*H*-1,2,4-triazol-1-yl)-2-(trifluoromethyl)pyrimidin-4-yl)cyclopropanecarbaldehyde (**16-6**):

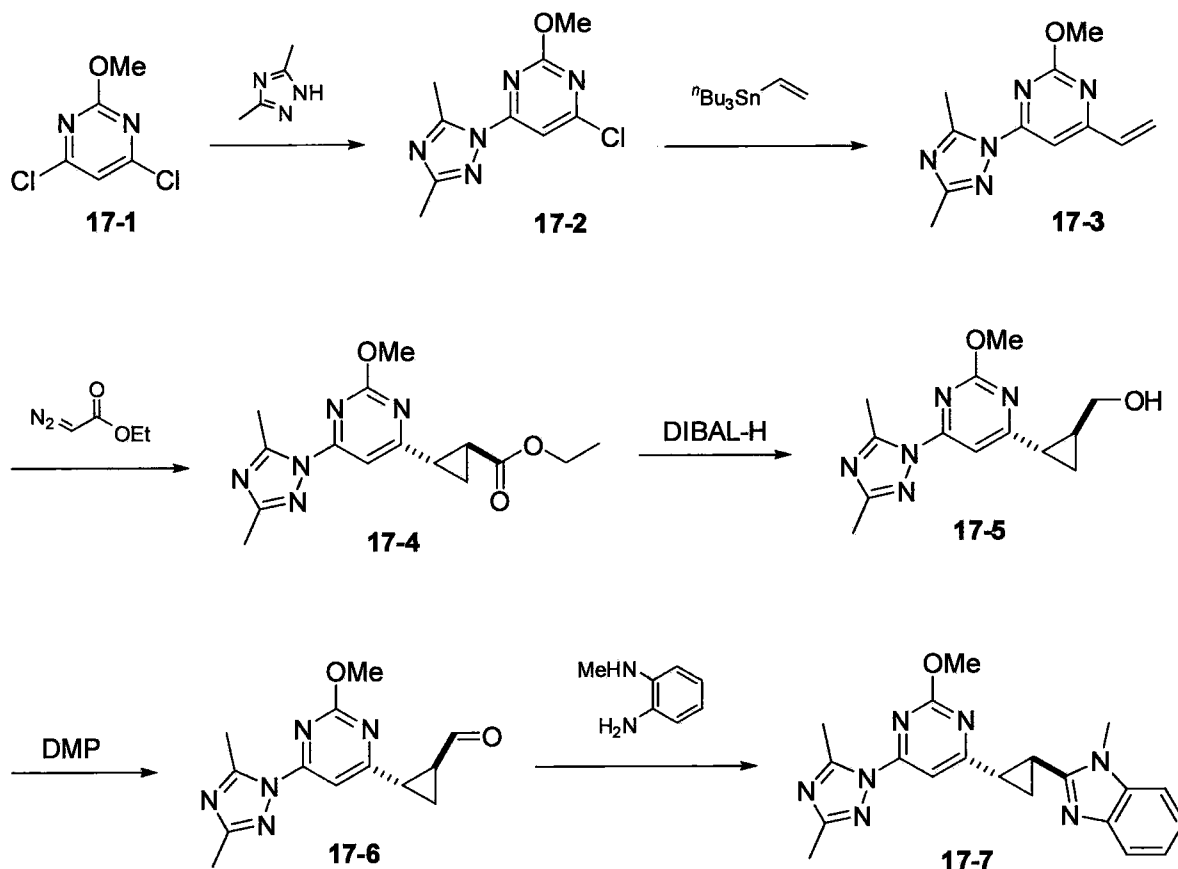
To a stirred solution of *trans*-(2-(6-(3,5-dimethyl-1*H*-1,2,4-triazol-1-yl)-2-(trifluoromethyl)pyrimidin-4-yl)cyclopropyl)methanol (**16-5**, 409 mg, 1.30 mmol, 1.0 eq.) in anhydrous DCM (10.0 mL) at 0 °C was added Dess-Martin periodinane (610 mg, 1.44 mmol, 1.1 eq.). The resulting mixture was stirred for 2 hours at room temperature under an atmosphere of nitrogen gas. The mixture was then quenched with saturated aqueous NaHCO<sub>3</sub> solution (10 mL) and 10% aqueous Na<sub>2</sub>S<sub>2</sub>O<sub>3</sub> solution (10 mL) and vigorously stirred at room temperature for 1 hour until it formed a clear two phase solution. The separated aqueous layer was extracted with DCM (2 × 50 mL). The combined organics were washed with brine, dried over sodium sulfate, filtered and concentrated to dryness. The resulting residue was purified by silica gel column chromatography (0-50% ethyl acetate in hexanes) to give *trans*-2-(6-(3,5-dimethyl-1*H*-1,2,4-triazol-1-yl)-2-(trifluoromethyl)pyrimidin-4-yl)cyclopropanecarbaldehyde (**16-6**) as an off-white solid. <sup>1</sup>H NMR (300 MHz, CDCl<sub>3</sub>) δ 9.55 (d, 1H, *J* = 3.6 Hz), 7.99 (s, 1H), 2.92 (s, 3H), 2.86-2.73 (m, 2H), 2.43 (s, 3H), 1.97 (ddd, 1H, *J* = 9.9, 5.7, 4.2 Hz), 1.85 (ddd, 1H, *J* = 9.9, 5.7, 4.2 Hz). LRMS *m/z* (M+H) 312 found, 312 required.

*trans*-2-(2-(6-(3,5-dimethyl-1*H*-1,2,4-triazol-1-yl)-2-(trifluoromethyl)pyrimidin-4-yl)cyclopropyl)-1-methyl-1*H*-benzo[*d*]imidazole (**16-7**):

To the mixture of *trans*-2-(6-(3,5-dimethyl-1*H*-1,2,4-triazol-1-yl)-2-(trifluoromethyl)pyrimidin-4-yl)cyclopropanecarbaldehyde (**16-6**, 280 mg, 0.899 mmol, 1.0 eq.) and *N*<sup>1</sup>-methylbenzene-1,2-diamine (0.11 mL, 0.989 mmol, 1.1 eq.) in anhydrous ethanol (5.0 mL) at room temperature was added glacial AcOH (0.062 mL, 1.08 mmol, 1.2 eq.) followed by anhydrous CuSO<sub>4</sub> (158 mg, 0.989 mmol, 1.1 eq.). The resulting brownish mixture was stirred at room temperature for 4 hours under an atmosphere of nitrogen gas. The mixture was concentrated *in vacuo* and neutralized with 7 M NH<sub>3</sub> in methanol (1.0 mL). Then it was filtered and concentrated to dryness. The resulting residue was purified by silica gel column chromatography (0-100% ethyl acetate in hexanes) to give *trans*-2-(2-(6-(3,5-dimethyl-1*H*-1,2,4-triazol-1-yl)-2-(trifluoromethyl)pyrimidin-4-yl)cyclopropyl)-1-methyl-1*H*-benzo[*d*]imidazole (**16-7**) as a light brown solid. <sup>1</sup>H NMR (300 MHz, CDCl<sub>3</sub>) δ 8.07 (s, 1H), 7.74-7.66 (m, 1H), 7.35-7.22 (m, 3H), 3.84 (s, 3H), 3.08-2.99 (m, 1H), 2.98-2.88 (m, 1H), 2.93 (s, 3H), 2.42 (s, 3H), 2.13-2.02 (m, 2H). LRMS *m/z* (M+H) 414 found, 414 required. m.p. 151-153 °C.

35

Example 17



4-chloro-6-(3,5-dimethyl-1H-1,2,4-triazol-1-yl)-2-methoxypyrimidine (**17-2**):

**17-2** was synthesized using a procedure similar to the synthesis of compound (**1-2**).  $^1\text{H}$  NMR (400 MHz,  $\text{CDCl}_3$ )  $\delta$  7.58 (s, 1H), 4.07 (s, 3H), 2.91 (s, 3H), 2.41 (s, 3H). LRMS  $m/z$  (M+H) 240 found, 240 required.

4-(3,5-dimethyl-1H-1,2,4-triazol-1-yl)-2-methoxy-6-vinylpyrimidine (**17-3**):

**17-3** was synthesized using a procedure similar to the synthesis of compound (**1-3**).  $^1\text{H}$  NMR (300 MHz,  $\text{CDCl}_3$ )  $\delta$  7.47 (s, 1H), 6.74 (dd, 1H,  $J = 17.4, 10.5$  Hz), 6.58 (dd, 1H,  $J = 17.4, 1.5$  Hz), 5.73 (dd, 1H,  $J = 10.5, 1.5$  Hz), 4.07 (s, 3H), 2.93 (s, 3H), 2.42 (s, 3H). LRMS  $m/z$  (M+H) 232 found, 232 required.

ethyl-*trans*-2-(6-(3,5-dimethyl-1H-1,2,4-triazol-1-yl)-2-methoxypyrimidin-4-yl)cyclopropanecarboxylate (**17-4**):

**17-4** was synthesized using a procedure similar to the synthesis of compound (**1-4**).  $^1\text{H}$  NMR (300 MHz,  $\text{CDCl}_3$ )  $\delta$  7.49 (s, 1H), 4.17 (q, 2H,  $J = 7.2$  Hz), 4.00 (s, 3H), 2.91 (s, 3H), 2.59 (ddd, 1H,  $J = 8.8, 6.0, 3.9$  Hz), 2.41 (s, 3H), 2.39 (ddd, 1H,  $J = 8.8, 6.0, 3.9$  Hz), 1.78-1.61 (m, 2H), 1.28 (t, 3H,  $J = 7.2$  Hz). LRMS  $m/z$  (M+H) 318 found, 318 required.

*trans*-2-(6-(3,5-dimethyl-1*H*-1,2,4-triazol-1-yl)-2-methoxypyrimidin-4-yl)cyclopropyl)methanol (17-5):

17-5 was synthesized using a procedure similar to the synthesis of compound (16-5). <sup>1</sup>H NMR (300 MHz, CDCl<sub>3</sub>) δ 7.39 (s, 1H), 3.99 (s, 3H), 3.79-3.69 (m, 1H), 3.64-3.54 (m, 1H), 2.90 (s, 3H), 2.41 (s, 3H), 2.04-1.90 (m, 2H), 1.54-1.42 (m, 1H), 1.14-1.05 (m, 1H). LRMS *m/z* (M+H) 276 found, 276 required.

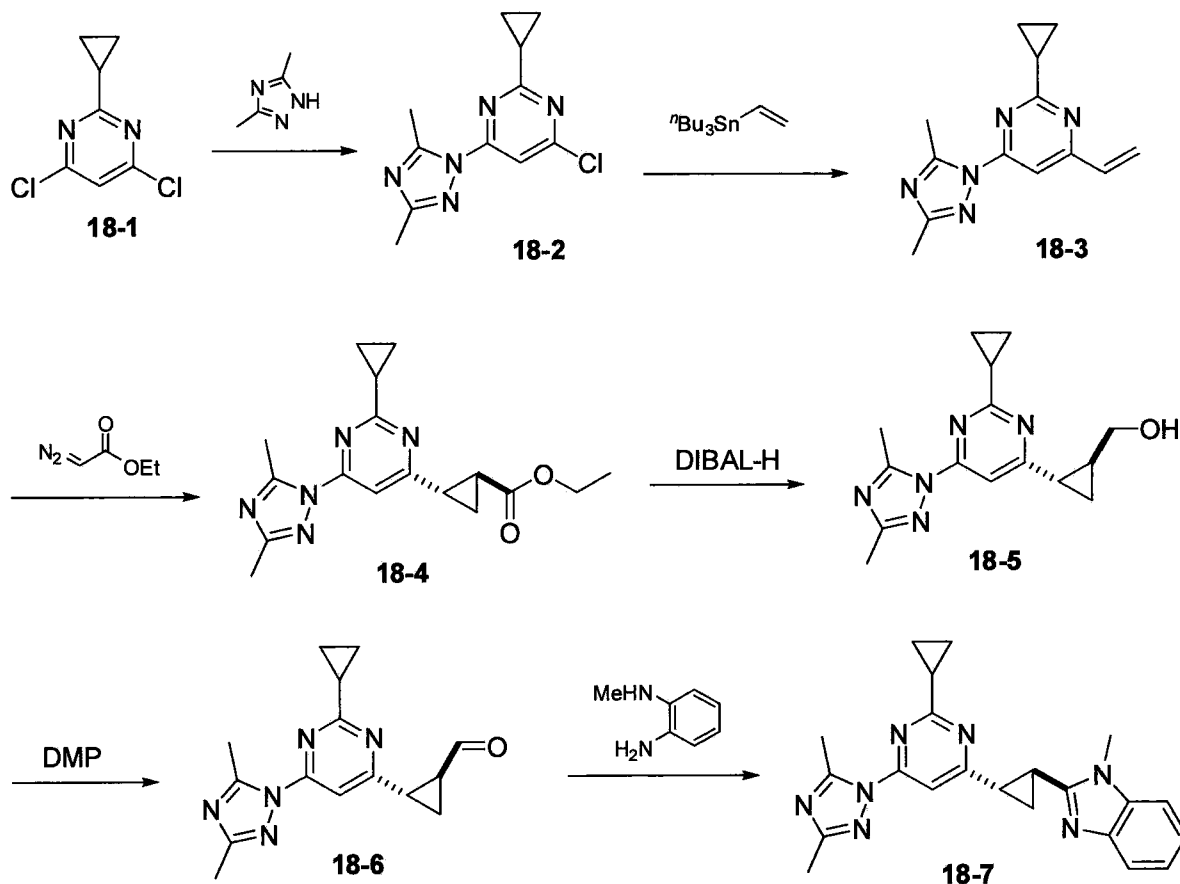
*trans*-2-(6-(3,5-dimethyl-1*H*-1,2,4-triazol-1-yl)-2-methoxypyrimidin-4-yl)cyclopropanecarbaldehyde (17-6):

17-6 was synthesized using a procedure similar to the synthesis of compound (16-6). <sup>1</sup>H NMR (400 MHz, CDCl<sub>3</sub>) δ 9.45 (d, 1H, *J* = 4.0 Hz), 7.50 (s, 1H), 4.01 (s, 3H), 2.91 (s, 3H), 2.72-2.64 (m, 2H), 2.41 (s, 3H), 1.95-1.89 (m, 1H), 1.79-1.72 (m, 1H). LRMS *m/z* (M+H) 274 found, 274 required.

17-7 was synthesized using a procedure similar to the synthesis of compound (16-7). <sup>1</sup>H NMR (300 MHz, CDCl<sub>3</sub>) δ 7.74-7.66 (m, 1H), 7.58 (s, 1H), 7.33-7.20 (m, 3H), 4.06 (s, 3H), 3.81 (s, 3H), 2.93 (s, 3H), 2.93-2.80 (m, 2H), 2.41 (s, 3H), 2.07-1.98 (m, 2H). LRMS *m/z* (M+H) 376 found, 376 required.

17-7 was synthesized using a procedure similar to the synthesis of compound (16-7). <sup>1</sup>H NMR (300 MHz, CDCl<sub>3</sub>) δ 7.74-7.66 (m, 1H), 7.58 (s, 1H), 7.33-7.20 (m, 3H), 4.06 (s, 3H), 3.81 (s, 3H), 2.93 (s, 3H), 2.93-2.80 (m, 2H), 2.41 (s, 3H), 2.07-1.98 (m, 2H). LRMS *m/z* (M+H) 376 found, 376 required.

#### Example 18



4-chloro-2-cyclopropyl-6-(3,5-dimethyl-1H-1,2,4-triazol-1-yl)pyrimidine (**18-2**):

4-chloro-2-cyclopropyl-6-(3,5-dimethyl-1H-1,2,4-triazol-1-yl)pyrimidine (**18-2**) was synthesized using a procedure similar to the synthesis of compound (**1-2**). <sup>1</sup>H NMR (300 MHz, CDCl<sub>3</sub>) δ 7.66 (s, 1H), 2.86 (s, 3H), 2.40 (s, 3H), 2.27 (m, 1H), 1.22–1.13 (m, 4H). LRMS *m/z* (M+H) 250 found, 250 required.

2-cyclopropyl-4-(3,5-dimethyl-1H-1,2,4-triazol-1-yl)-6-vinylpyrimidine (**18-3**):

**18-3** was synthesized using a procedure similar to the synthesis of compound (**1-3**). <sup>1</sup>H NMR (300 MHz, CDCl<sub>3</sub>) δ 7.56 (s, 1H), 6.74 (dd, 1H, *J* = 17.4, 10.5 Hz), 6.54 (dd, 1H, *J* = 17.4, 1.2 Hz), 5.70 (dd, 1H, *J* = 10.5, 1.2 Hz), 2.87 (s, 3H), 2.41 (s, 3H), 2.28 (m, 1H), 1.20–1.06 (m, 4H). LRMS *m/z* (M+H) 242 found, 242 required.

ethyl-*trans*-2-(2-cyclopropyl-6-(3,5-dimethyl-1H-1,2,4-triazol-1-yl)pyrimidin-4-yl)cyclopropanecarboxylate (**18-4**):

**18-4** was synthesized using a procedure similar to the synthesis of compound (**1-4**). <sup>1</sup>H NMR (300 MHz, CDCl<sub>3</sub>) δ 7.53 (s, 1H), 4.17 (q, 2H, *J* = 7.2 Hz), 2.86 (s, 3H), 2.57 (ddd, 1H, *J* = 9.6, 5.7, 3.9 Hz), 2.40 (s, 3H), 2.35 (ddd, 1H, *J* = 9.6, 5.7, 3.9 Hz), 2.17 (m, 1H), 1.74–1.59 (m, 2H), 1.28 (t, 3H, *J* = 7.2 Hz), 1.11–0.99 (m, 4H). LRMS *m/z* (M+H) 328 found, 328 required.

*trans*-2-(2-(2-cyclopropyl-6-(3,5-dimethyl-1*H*-1,2,4-triazol-1-yl)pyrimidin-4-yl)cyclopropyl)methanol (**18-5**):

**18-5** was synthesized using a procedure similar to the synthesis of compound (**16-5**). <sup>1</sup>H NMR (300 MHz, CDCl<sub>3</sub>) δ 7.41 (s, 1H), 3.72 (dd, 1H, *J* = 11.2, 5.8 Hz), 3.60 (dd, 1H, *J* = 11.2, 6.7 Hz), 2.85 (s, 3H), 2.40 (s, 3H), 2.17 (m, 1H), 2.01–1.86 (m, 2H), 1.44–1.39 (m, 1H), 1.12–1.00 (m, 5H). LRMS *m/z* (M+H) 286 found, 286 required.

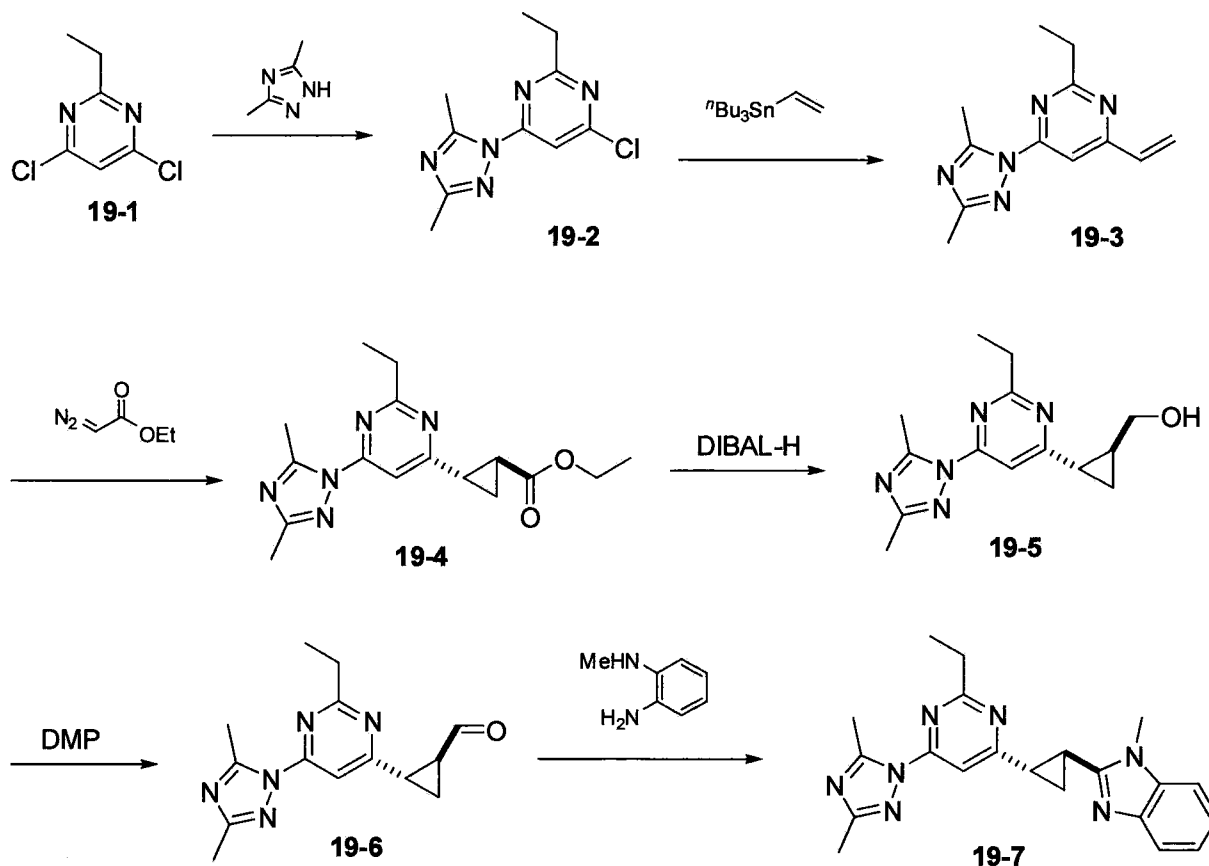
*trans*-2-(2-(2-cyclopropyl-6-(3,5-dimethyl-1*H*-1,2,4-triazol-1-yl)pyrimidin-4-yl)cyclopropanecarbaldehyde (**18-6**):

**18-6** was synthesized using a procedure similar to the synthesis of compound (**16-6**). <sup>1</sup>H NMR (300 MHz, CDCl<sub>3</sub>) δ 9.42 (d, 1H, *J* = 4.2 Hz), 7.54 (s, 1H), 2.86 (s, 3H), 2.71–2.58 (m, 2H), 2.40 (s, 3H), 2.19 (m, 1H), 1.89 (ddd, 1H, *J* = 10.2, 6.1, 3.9 Hz), 1.73 (ddd, 1H, *J* = 10.2, 6.1, 3.9 Hz), 1.13–1.04 (m, 4H). LRMS *m/z* (M+H) 284 found, 284 required.

*trans*-2-(2-(2-(2-cyclopropyl-6-(3,5-dimethyl-1*H*-1,2,4-triazol-1-yl)pyrimidin-4-yl)cyclopropyl)-1-methyl-1*H*-benzo[*d*]imidazole (**18-7**):

**18-7** was synthesized using a procedure similar to the synthesis of compound (**16-7**). <sup>1</sup>H NMR (300 MHz, CDCl<sub>3</sub>) δ 7.74–7.66 (m, 1H), 7.61 (s, 1H), 7.32–7.21 (m, 3H), 3.81 (s, 3H), 2.87 (s, 3H), 2.87–2.72 (m, 2H), 2.39 (s, 3H), 2.24 (m, 1H), 2.07–1.93 (m, 2H), 1.19–1.05 (m, 4H). LRMS *m/z* (M+H) 386 found, 386 required. m.p. 180–182 °C.

#### Example 19



**4-chloro-6-(3,5-dimethyl-1H-1,2,4-triazol-1-yl)-2-ethylpyrimidine (19-2):**

19-2 was synthesized using a procedure similar to the synthesis of compound (1-2). <sup>1</sup>H NMR (300 MHz, CDCl<sub>3</sub>) δ 7.75 (s, 1H), 3.00 (q, 2H, *J* = 7.5 Hz), 2.93 (s, 3H), 2.41 (s, 3H), 1.39 (t, 3H, *J* = 7.5 Hz). LRMS *m/z* (M+H) 238 found, 238 required.

**4-(3,5-dimethyl-1H-1,2,4-triazol-1-yl)-2-ethyl-6-vinylpyrimidine (19-3):**

19-3 was synthesized using a procedure similar to the synthesis of compound (1-3). <sup>1</sup>H NMR (300 MHz, CDCl<sub>3</sub>) δ 7.64 (s, 1H), 6.78 (dd, 1H, *J* = 17.4, 10.5 Hz), 6.54 (dd, 1H, *J* = 17.4, 1.2 Hz), 5.72 (dd, 1H, *J* = 10.5, 1.2 Hz), 3.00 (q, 2H, *J* = 7.5 Hz), 2.93 (s, 3H), 2.42 (s, 3H), 1.40 (t, 3H, *J* = 7.5 Hz). LRMS *m/z* (M+H) 230 found, 230 required.

**ethyl-*trans*-2-(6-(3,5-dimethyl-1H-1,2,4-triazol-1-yl)-2-ethylpyrimidin-4-yl)cyclopropanecarboxylate (19-4):**

To a solution of 4-(3,5-dimethyl-1H-1,2,4-triazol-1-yl)-2-ethyl-6-vinylpyrimidine (19-3, 860 mg, 3.75 mmol, 1.0 eq.) in toluene (20 mL) at 120 °C was added ethyl diazoacetate (0.79 mL, 7.50 mmol, 2.0 eq.) dropwise and the resulting mixture was refluxed for 4 hours. Toluene was removed by roto-evaporation and the resulting residue was purified by silica gel column chromatography (0-50% ethyl acetate in hexanes) to afford ethyl-*trans*-2-(6-(3,5-dimethyl-1H-1,2,4-triazol-1-yl)-2-ethylpyrimidin-4-yl)cyclopropanecarboxylate (19-4) as a light yellow solid

which was carried forward for next step without further purification. LRMS  $m/z$  (M+H) 316 found, 316 required.

*trans*-2-(6-(3,5-dimethyl-1*H*-1,2,4-triazol-1-yl)-2-ethylpyrimidin-4-yl)cyclopropyl)methanol  
(**19-5**):

**19-5** (470 mg from 480 mg of (**19-4**)) was synthesized using a procedure similar to the synthesis of compound (**16-5**).  $^1\text{H}$  NMR (300 MHz,  $\text{CDCl}_3$ )  $\delta$  7.47 (s, 1H), 3.74 (dd, 1H,  $J = 11.4, 6.0$  Hz), 3.60 (dd, 1H,  $J = 11.4, 6.9$  Hz), 2.900 (s, 3H), 2.897 (q, 2H,  $J = 7.6$  Hz), 2.41 (s, 3H), 2.07–1.87 (m, 2H), 1.44 (m, 1H), 1.33 (t, 3H,  $J = 7.6$  Hz), 1.09 (ddd, 1H,  $J = 8.7, 6.3, 4.5$  Hz). LRMS  $m/z$  (M+H) 274 found, 274 required.

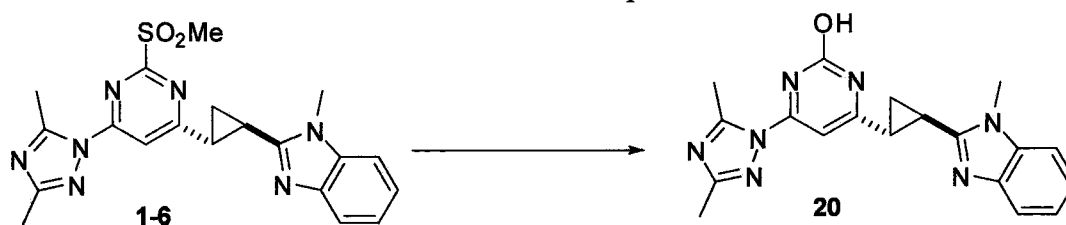
*trans*-2-(6-(3,5-dimethyl-1*H*-1,2,4-triazol-1-yl)-2-ethylpyrimidin-4-yl)cyclopropanecarbaldehyde  
(**19-6**):

**19-6** was synthesized using a procedure similar to the synthesis of compound (**16-6**).  $^1\text{H}$  NMR (300 MHz,  $\text{CDCl}_3$ )  $\delta$  9.43 (d, 1H,  $J = 4.2$  Hz), 7.61 (s, 1H), 2.913 (s, 3H), 2.911 (q, 2H,  $J = 7.5$  Hz), 2.74–2.61 (m, 2H), 2.41 (s, 3H), 1.91 (ddd, 1H,  $J = 10.0, 5.7, 4.2$  Hz), 1.75 (ddd, 1H,  $J = 10.0, 5.7, 4.2$  Hz), 1.34 (t, 3H,  $J = 7.5$  Hz). LRMS  $m/z$  (M+H) 272 found, 272 required.

*trans*-2-(2-(6-(3,5-dimethyl-1*H*-1,2,4-triazol-1-yl)-2-ethylpyrimidin-4-yl)cyclopropyl)-1-methyl-1*H*-benzo[*d*]imidazole (**19-7**):

**19-7** was synthesized using a procedure similar to the synthesis of compound (**16-7**).  $^1\text{H}$  NMR (300 MHz,  $\text{CDCl}_3$ )  $\delta$  7.73–7.66 (m, 1H), 7.68 (s, 1H), 7.33–7.20 (m, 3H), 3.81 (s, 3H), 2.96 (q, 2H,  $J = 7.5$  Hz), 2.92 (s, 3H), 2.89–2.77 (m, 2H), 2.41 (s, 3H), 2.08–1.94 (m, 2H), 1.38 (t, 3H,  $J = 7.5$  Hz). LRMS  $m/z$  (M+H) 374 found, 374 required. m.p. 158–160 °C.

#### Example 20



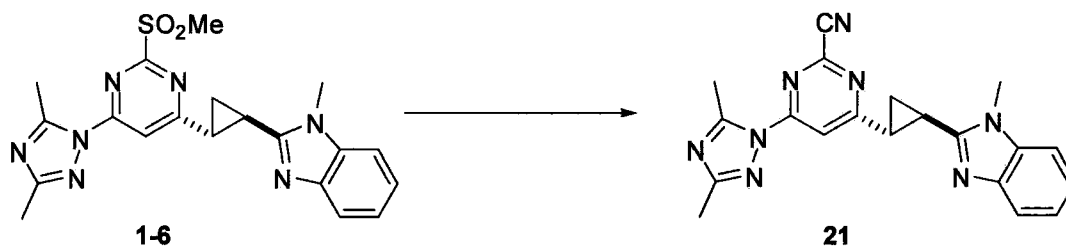
*trans*-4-(3,5-dimethyl-1*H*-1,2,4-triazol-1-yl)-6-(2-(1-methyl-1*H*-benzo[*d*]imidazol-2-yl)cyclopropyl)pyrimidin-2-ol (**20**):

To a solution of *trans*-2-(2-(6-(3,5-dimethyl-1*H*-1,2,4-triazol-1-yl)-2-(methylsulfonyl)pyrimidin-4-yl)cyclopropyl)-1-methyl-1*H*-benzo[*d*]imidazole (**1-6**, 33.0 mg, 0.077 mmol, 1.0 eq.) in 1,4-dioxane (0.8 mL) was added 2 M NaOH in  $\text{H}_2\text{O}$  (0.39 mL, 0.78 mmol, 10 eq.), and the resulting mixture was stirred at ambient temperature for 1 hour. The reaction mixture was neutralized by

the addition of aqueous concentrated HCl and the resulting precipitate was filtered, washed with 1,4-dioxane (2.0 mL) and dried to afford *trans*-4-(3,5-dimethyl-1*H*-1,2,4-triazol-1-yl)-6-(2-(1-methyl-1*H*-benzo[*d*]imidazol-2-yl)cyclopropyl)pyrimidin-2-ol (**20**) as an amorphous white solid. <sup>1</sup>H NMR (400 MHz, DMSO-*d*<sub>6</sub>) δ 12.2 (br s, 1H), 7.54 (br d, 1H, *J* = 7.5 Hz), 7.51 (br d, 1H, *J* = 7.5 Hz), 7.22 (br t, 1H, *J* = 7.5 Hz), 7.17 (br t, 1H, *J* = 7.5 Hz), 6.73 (br s, 1H), 3.85 (s, 3H), 3.04 (m, 1H), 2.76 (s, 3H), 2.64 (m, 1H), 2.30 (s, 3H), 1.94–1.80 (m, 2H). LRMS *m/z* (M+H) 362 found, 362 required.

## Example 21

10



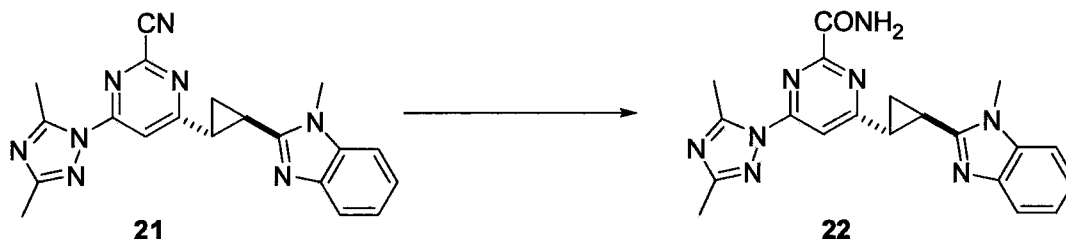
*trans*-4-(3,5-dimethyl-1*H*-1,2,4-triazol-1-yl)-6-(2-(1-methyl-1*H*-benzo[*d*]imidazol-2-yl)cyclopropyl)pyrimidine-2-carbonitrile (**21**):

15

A solution of *trans*-2-(2-(6-(3,5-dimethyl-1*H*-1,2,4-triazol-1-yl)-2-(methylsulfonyl)pyrimidin-4-yl)cyclopropyl)-1-methyl-1*H*-benzo[*d*]imidazole (**1-6**, 750 mg, 1.77 mmol, 1.0 eq) and sodium cyanide (173 mg, 3.54 mmol, 2.0 eq) in DMSO (5.3 mL) was allowed to stir at room temperature for 1 hour. The reaction appeared complete by LCMS. Water was added to the reaction mixture and the resulting precipitate was isolated by suction filtration and washed with water. The precipitate was then triturated with ethyl acetate to afford *trans*-4-(3,5-dimethyl-1*H*-1,2,4-triazol-1-yl)-6-(2-(1-methyl-1*H*-benzo[*d*]imidazol-2-yl)cyclopropyl)pyrimidine-2-carbonitrile (**21**) as an off-white solid. <sup>1</sup>H NMR (300 MHz, CDCl<sub>3</sub>) δ 8.12 (s, 1H), 7.69 (ddd, 1H, *J* = 6.3, 5.1, 1.8 Hz), 7.37–7.18 (m, 3H), 3.85 (s, 3H), 3.03 (ddd, 1H, *J* = 9.3, 4.5, 3.9 Hz), 2.94 (m, 1H), 2.91 (s, 3H), 2.41 (s, 3H), 2.13–1.98 (m, 2H). LRMS *m/z* (M+H) 371.0 found, 371.2 required. m.p. 229–231 °C.

25

## Example 22



*trans*-4-(3,5-dimethyl-1*H*-1,2,4-triazol-1-yl)-6-(2-(1-methyl-1*H*-benzo[*d*]imidazol-2-yl)cyclopropyl)pyrimidine-2-carboxamide (**22**):

5

To a stirred solution of *trans*-4-(3,5-dimethyl-1*H*-1,2,4-triazol-1-yl)-6-(2-(1-methyl-1*H*-benzo[*d*]imidazol-2-yl)cyclopropyl)pyrimidine-2-carbonitrile (**21**) (50.0 mg, 0.135 mmol, 1.0 eq.) in 1,4-dioxane (0.30 mL) was added concentrated HCl (0.30 mL, 3.6 mmol, 27 eq) at room temperature. The resulting mixture was stirred at room temperature for 12 hours. After  
 10 completion of the reaction, the mixture was neutralized with saturated aqueous NaHCO<sub>3</sub> and extracted with DCM (2 × 30 mL). The combined organic layers were washed with brine (50 mL), dried over sodium sulphate, and concentrated under reduced pressure. The resulting residue was purified by silica gel preparative TLC (5% methanol in dichloromethane) to afford *trans*-4-(3,5-dimethyl-1*H*-1,2,4-triazol-1-yl)-6-(2-(1-methyl-1*H*-benzo[*d*]imidazol-2-yl)cyclopropyl)  
 15 pyrimidine-2-carboxamide (**22**) as a light yellow solid. <sup>1</sup>H NMR (400 MHz, CDCl<sub>3</sub>) δ 8.02 (s, 1H), 7.69 (m, 1H), 7.59 (br d, 1H, *J* = 3.2 Hz), 7.33-7.21 (m, 3H), 6.44 (br d, 1H, *J* = 3.2 Hz), 3.82 (s, 3H), 3.01 (m, 1H), 3.00 (s, 3H), 2.90 (m, 1H), 2.42 (s, 3H), 2.16-2.07 (m, 2H). LRMS *m/z* (M+H) 389 found, 389 required. m.p. 119-121°C.

20

## Example 23



afford 3-(3,5-dimethyl-1*H*-1,2,4-triazol-1-yl)-5-vinylpyridazine (**23-3**) as a white solid. <sup>1</sup>H NMR (300 MHz, CDCl<sub>3</sub>) δ 9.15 (d, 1H, *J* = 1.8 Hz), 8.02 (d, 1H, *J* = 1.8 Hz), 6.73 (dd, 1H, *J* = 17.7, 10.8 Hz), 6.23 (d, 1H, *J* = 17.7 Hz), 5.78 (d, 1H, *J* = 10.8 Hz), 2.95 (s, 3H), 2.44 (s, 3H).

5 ethyl *trans*-2-(6-(3,5-dimethyl-1*H*-1,2,4-triazol-1-yl)pyridazin-4-yl)cyclopropanecarboxylate (**23-4**):

A solution of 3-(3,5-dimethyl-1*H*-1,2,4-triazol-1-yl)-5-vinylpyridazine (**23-3**, 530 mg, 2.64 mmol 1.0 eq.) in toluene (35 mL) was refluxed under nitrogen. To the reaction mixture was added ethyl diazoacetate (0.50 mL, 4.75 mmol, 1.8 eq.) dropwise. The mixture was refluxed for 2  
10 hours. The solvent was removed under reduced pressure. The resulting residue was purified by silica gel column chromatography (20% acetone in hexanes) to afford ethyl *trans*-2-(6-(3,5-dimethyl-1*H*-1,2,4-triazol-1-yl)pyridazin-4-yl)cyclopropanecarboxylate (**23-4**) as a white solid. <sup>1</sup>H NMR (400 MHz, CDCl<sub>3</sub>) δ 8.95 (d, 1H, *J* = 2.0 Hz), 7.71 (d, 1H, *J* = 2.0 Hz), 4.21 (q, 2H, *J* = 7.2 Hz), 2.93 (s, 3H), 2.56 (m, 1H), 2.43 (s, 3H), 2.16 (m, 1H), 1.82 (m, 1H), 1.51 (m, 1H), 1.30  
15 (t, 3H, *J* = 7.2 Hz).

*trans*-2-(6-(3,5-dimethyl-1*H*-1,2,4-triazol-1-yl)pyridazin-4-yl)cyclopropylmethanol (**23-5**):

To a stirring solution of ethyl *trans*-2-(6-(3,5-dimethyl-1*H*-1,2,4-triazol-1-yl)pyridazin-4-yl)cyclopropanecarboxylate (**23-4**, 150 mg, 0.52 mmol, 1.0 eq.) in tetrahydrofuran (5.2 mL) was added DIBAL-H (1.0 M in toluene, 1.56 mL, 1.56 mmol, 3.0 eq.) dropwise at 0 °C. The mixture  
20 was stirred at the same temperature for 2 hours. The resulting mixture was quenched with saturated aqueous Rochelle's salt solution (3.2 mL) and stirred until two clear phases formed. The organic layer was separated and the aqueous layer was extracted with ethyl acetate (2 mL). The combined organic layers were dried over Na<sub>2</sub>SO<sub>4</sub>, filtered and concentrated to afford *trans*-  
25 2-(6-(3,5-dimethyl-1*H*-1,2,4-triazol-1-yl)pyridazin-4-yl)cyclopropylmethanol (**23-5**). The crude material was carried forward without further purification. LRMS *m/z* (M+H) 245.9 found, 246.3 required.

*trans*-2-(6-(3,5-dimethyl-1*H*-1,2,4-triazol-1-yl)pyridazin-4-yl)cyclopropanecarbaldehyde (**23-6**):

30 To a stirred solution of *trans*-2-(6-(3,5-dimethyl-1*H*-1,2,4-triazol-1-yl)pyridazin-4-yl)cyclopropylmethanol (**23-5**, 150 mg, 0.61 mmol, 1.0 eq.) in DCM (3.1 mL) was added Dess-Martin periodinane (311 mg, 0.73 mmol, 1.2 eq.) at room temperature. The resulting mixture was stirred for 2 hours and then quenched with 10% aqueous Na<sub>2</sub>S<sub>2</sub>O<sub>3</sub> (3 mL) and saturated aqueous NaHCO<sub>3</sub> solution (3 mL). The mixture was stirred until two clear phases formed. The  
35 organic layer was separated, washed with brine, and concentrated. The resulting residue was purified by silica gel column chromatography (100% ethyl acetate) to afford *trans*-2-(6-(3,5-dimethyl-1*H*-1,2,4-triazol-1-yl)pyridazin-4-yl)cyclopropanecarbaldehyde (**23-6**) as a brown oil.

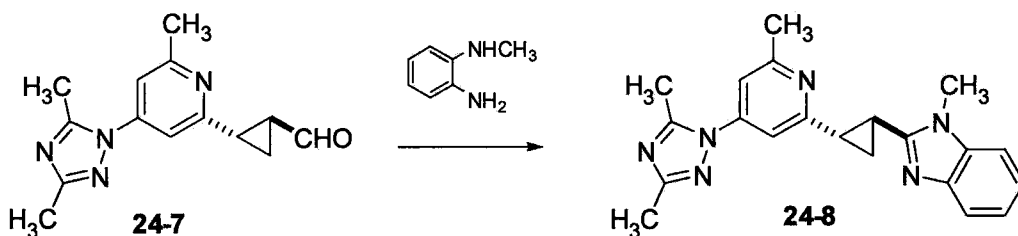
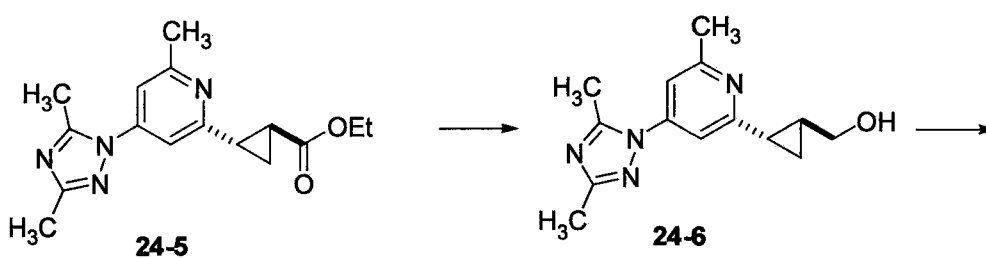
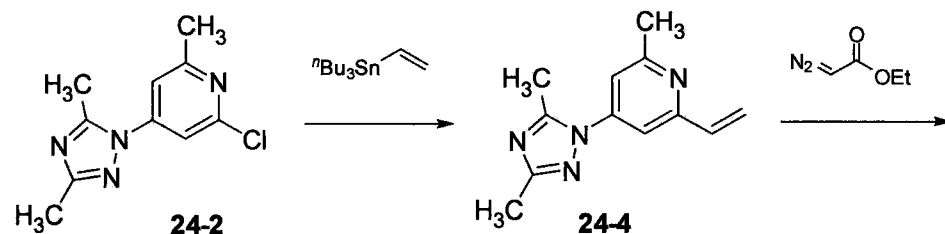
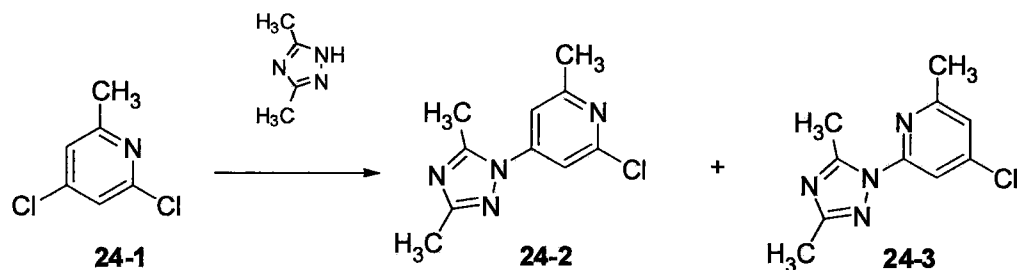
<sup>1</sup>H NMR (300 MHz, CDCl<sub>3</sub>) δ 9.57 (d, 1H, *J* = 3.6 Hz), 8.96 (d, 1H, *J* = 2.1 Hz), 7.75 (d, 1H, *J* = 2.1 Hz), 2.94 (s, 3H), 2.67 (m, 1H), 2.47 (m, 1H), 2.43 (s, 3H), 1.92 (m, 1H), 1.69 (m, 1H).

5 *trans*-2-(2-(6-(3,5-dimethyl-1*H*-1,2,4-triazol-1-yl)pyridazin-4-yl)cyclopropyl)-1-methyl-1*H*-benzo[*d*]imidazole (**23-7**):

To a solution of *trans*-2-(6-(3,5-dimethyl-1*H*-1,2,4-triazol-1-yl)pyridazin-4-yl)cyclopropanecarbaldehyde (**23-6**, 70 mg, 0.29 mmol, 1.0 eq.) and *N*<sup>1</sup>-methylbenzene-1,2-diamine (42 mg, 0.35 mmol, 1.2 eq.) in ethanol (1.5 mL) was added anhydrous CuSO<sub>4</sub> (56 mg, 0.35 mmol, 1.2 eq.) and AcOH (21 mg, 0.35 mmol, 1.2 eq.). The mixture was stirred at room  
10 temperature for 4 hours then basified with 2 M NH<sub>3</sub> in ethanol (1.0 mL). The resulting mixture was filtered and the filtrate was concentrated. The residue was purified by silica gel column chromatography (70% acetone in hexanes) to afford *trans*-2-(2-(6-(3,5-dimethyl-1*H*-1,2,4-triazol-1-yl)pyridazin-4-yl)cyclopropyl)-1-methyl-1*H*-benzo[*d*]imidazole (**23-7**) as a yellow  
15 solid. <sup>1</sup>H NMR (300 MHz, CDCl<sub>3</sub>) δ 9.07 (d, 1H, *J* = 2.1 Hz), 7.80 (d, 1H, *J* = 2.1 Hz), 7.75-7.66 (m, 1H), 7.35-7.22 (m, 3H), 3.84 (s, 3H), 2.96 (s, 3H), 2.86 (m, 1H), 2.52 (m, 1H), 2.44 (s, 3H), 2.18 (m, 1H), 1.83 (m, 1H). LRMS *m/z* (M+H) 346.0 found, 346.4 required.

#### Example 24

20



2-chloro-4-(3,5-dimethyl-1H-1,2,4-triazol-1-yl)-6-methylpyridine (**24-2**) and 4-chloro-2-(3,5-dimethyl-1H-1,2,4-triazol-1-yl)-6-methylpyridine (**24-3**):

5

A mixture of 2,4-dichloro-6-methylpyridine (**24-1**, 2.15 g, 13.3 mmol), 3,5-dimethyl-1H-1,2,4-triazole (1.29 g, 13.3 mmol), and cesium carbonate (5.20 g, 16.0 mmol) in DMF (15 mL) was heated at 100 °C for 20 hours and cooled to room temperature. The mixture was diluted with ethyl acetate (250 mL) and washed with brine (4 × 250 mL). The organic layer was dried over sodium sulfate, filtered, and concentrated. The residue was purified by silica gel column chromatography (0–90% ethyl acetate in hexanes) to afford 2-chloro-4-(3,5-dimethyl-1H-1,2,4-triazol-1-yl)-6-methylpyridine (**24-2**) as a white solid.  $^1\text{H}$  NMR (400 MHz,  $\text{CDCl}_3$ )  $\delta$  7.34 (m,

10

1H), 7.29 (m, 1H), 2.64 (s, 3H), 2.62 (s, 3H), 2.41 (s, 3H). LRMS  $m/z$  (M+H) 223 found, 223 required. The regioisomer (**24-3**) was also obtained as a white solid.  $^1\text{H}$  NMR (400 MHz,  $\text{CDCl}_3$ )  $\delta$  7.71 (m, 1H), 7.10 (m, 1H), 2.83 (s, 3H), 2.54 (s, 3H), 2.41 (s, 3H). LRMS  $m/z$  (M+H) 223 found, 223 required.

5

4-(3,5-dimethyl-1*H*-1,2,4-triazol-1-yl)-2-methyl-6-vinylpyridine (**24-4**):

A mixture of 2-chloro-4-(3,5-dimethyl-1*H*-1,2,4-triazol-1-yl)-6-methylpyridine (**24-2**, 598 mg, 2.69 mmol), tributyl(vinyl)tin (1.10 g, 3.48 mmol), and tetrakis(triphenylphosphine)palladium(0) (155 mg, 0.135 mmol) in toluene (12 mL) was refluxed under an atmosphere of argon for 2 hours and cooled to room temperature. The mixture was concentrated and the residue was purified by silica gel column chromatography (0–90% ethyl acetate in hexanes) to give 4-(3,5-dimethyl-1*H*-1,2,4-triazol-1-yl)-2-methyl-6-vinylpyridine (**24-4**) as a colorless oil.  $^1\text{H}$  NMR (300 MHz,  $\text{CDCl}_3$ )  $\delta$  7.29 (s, 1H), 7.18 (s, 1H), 6.83 (dd, 1H,  $J = 17.4, 10.8$  Hz), 6.27 (d, 1H,  $J = 17.4$  Hz), 5.55 (d, 1H,  $J = 10.8$  Hz), 2.63 (s, 3H), 2.61 (s, 3H), 2.42 (s, 3H). LRMS  $m/z$  (M+H) 215 found, 215 required.

15

ethyl *trans*-2-(4-(3,5-dimethyl-1*H*-1,2,4-triazol-1-yl)-6-methylpyridin-2-yl)cyclopropanecarboxylate (**24-5**):

20

To a solution of 4-(3,5-dimethyl-1*H*-1,2,4-triazol-1-yl)-2-methyl-6-vinylpyridine (**24-4**, 620 mg, 2.69 mmol) in toluene (12 mL) was added at reflux a solution of ethyl diazoacetate (614 mg, 5.38 mmol) in toluene (2 mL) in three portions over 10 minutes. The reaction mixture was refluxed for 2 hours, cooled to room temperature, and concentrated. The residue was purified by silica gel column chromatography (0–90% ethyl acetate in hexanes) to afford ethyl *trans*-2-(4-(3,5-dimethyl-1*H*-1,2,4-triazol-1-yl)-6-methylpyridin-2-yl)cyclopropanecarboxylate (**24-5**) as a colorless oil.  $^1\text{H}$  NMR (300 MHz,  $\text{CDCl}_3$ )  $\delta$  7.17 (d, 1H,  $J = 1.7$  Hz), 7.09 (d, 1H,  $J = 1.7$  Hz), 4.17 (q, 2H,  $J = 7.2$  Hz), 2.63–2.57 (m, 1H), 2.59 (s, 3H), 2.52 (s, 3H), 2.41 (s, 3H), 2.33–2.27 (m, 1H), 1.70–1.57 (m, 2H), 1.28 (d, 3H,  $J = 7.2$  Hz). LRMS  $m/z$  (M+H) 301 found, 301 required.

25

30

*trans*-2-(4-(3,5-dimethyl-1*H*-1,2,4-triazol-1-yl)-6-methylpyridin-2-yl)cyclopropylmethanol (**24-6**):

35

To a solution of ethyl *trans*-2-(4-(3,5-dimethyl-1*H*-1,2,4-triazol-1-yl)-6-methylpyridin-2-yl)cyclopropanecarboxylate (**24-5**, 210 mg, 0.699 mmol) in tetrahydrofuran (10 mL) was added DIBAL-H (1.0 M in toluene, 4.90 mL, 4.90 mmol) at 0 °C. The mixture was stirred at room

temperature overnight and quenched by the addition of saturated aqueous ammonium chloride (10 mL) and stirred for 10 minutes. The mixture was diluted with ethyl acetate (40 mL) and stirred for 5 minutes and filtered. The filtrate was washed with brine, dried over sodium sulfate, and evaporated to give *trans*-2-(4-(3,5-dimethyl-1*H*-1,2,4-triazol-1-yl)-6-methylpyridin-2-yl)cyclopropyl)methanol (**24-6**) as a colorless oil. <sup>1</sup>H NMR (300 MHz, CDCl<sub>3</sub>) δ 7.07-6.99 (br s, 2H), 3.75-3.54 (m, 2H), 2.57 (s, 3H), 2.53 (s, 3H), 2.40 (s, 3H), 2.05-1.99 (m, 1H), 1.84-1.74 (m, 1H), 1.33-1.1.26 (m, 1H), 1.03-0.97 (m, 1H). LRMS *m/z* (M+H) 259 found, 259 required.

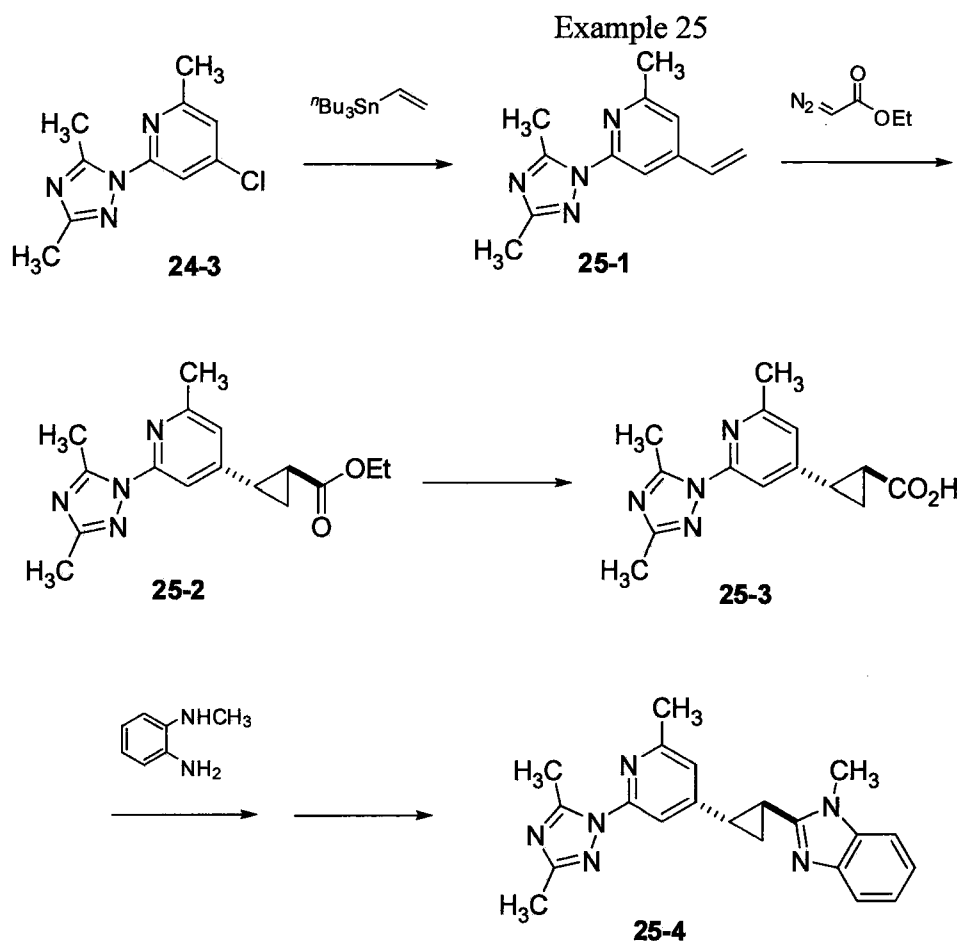
*trans*-2-(4-(3,5-dimethyl-1*H*-1,2,4-triazol-1-yl)-6-methylpyridin-2-yl)cyclopropanecarbaldehyde (**24-7**):

To a solution of *trans*-2-(4-(3,5-dimethyl-1*H*-1,2,4-triazol-1-yl)-6-methylpyridin-2-yl)cyclopropyl)methanol (**24-6**) (165 mg, 0.639 mmol) in DCM (8 mL) was added Dess-Martin periodinane (542 mg, 1.28 mmol) at 0 °C. The reaction mixture was stirred at room temperature for 2 hours. 10% aqueous Na<sub>2</sub>S<sub>2</sub>O<sub>3</sub> solution (2 mL) and saturated aqueous sodium bicarbonate solution (2 mL) were added and the mixture was stirred for 10 minutes. The mixture was extracted with DCM. The extract was dried over sodium sulfate and concentrated. The residue was purified by silica gel column chromatography (0–90% ethyl acetate in hexanes) to afford *trans*-2-(4-(3,5-dimethyl-1*H*-1,2,4-triazol-1-yl)-6-methylpyridin-2-yl)cyclopropanecarbaldehyde (**24-7**) as a colorless oil. <sup>1</sup>H NMR (300 MHz, CDCl<sub>3</sub>) δ 9.42 (d, 1H, *J* = 4.4 Hz), 7.19 (d, 1H, *J* = 1.7 Hz), 7.11 (d, 1H, *J* = 1.7 Hz), 2.74-2.68 (m, 1H), 2.62-2.53 (m, 1H), 2.60 (s, 3H), 2.54 (s, 3H), 2.41 (s, 3H), 1.93-1.82 (m, 1H), 1.77-1.67 (m, 1H). LRMS *m/z* (M+H) 257 found, 257 required.

*trans*-2-(2-(4-(3,5-dimethyl-1*H*-1,2,4-triazol-1-yl)-6-methylpyridin-2-yl)cyclopropyl)-1-methyl-1*H*-benzo[*d*]imidazole (**24-8**):

A mixture of *trans*-2-(4-(3,5-dimethyl-1*H*-1,2,4-triazol-1-yl)-6-methylpyridin-2-yl)cyclopropanecarbaldehyde (**24-7**, 74 mg, 0.289 mmol), *N*<sup>1</sup>-methylbenzene-1,2-diamine (35 mg, 0.289 mmol), copper(II) sulfate (51 mg, 0.318 mmol), and AcOH (35 mg, 0.578 mmol) in ethanol (3 mL) was stirred at room temperature overnight. NaHCO<sub>3</sub> (100 mg) was added and the mixture was stirred for 5 minutes and filtered. The filtrate was concentrated and the residue was purified by silica gel column chromatography (10% methanol in DCM) and reverse phase chromatography (10–100% acetonitrile in water) to afford *trans*-2-(2-(4-(3,5-dimethyl-1*H*-1,2,4-triazol-1-yl)-6-methylpyridin-2-yl)cyclopropyl)-1-methyl-1*H*-benzo[*d*]imidazole (**24-8**) as a light yellow oil. <sup>1</sup>H NMR (300 MHz, CDCl<sub>3</sub>) δ 7.73-7.65 (m, 1H), 7.33-7.18 (m, 4H), 7.14 (d, 1H, *J* =

1.7 Hz), 3.83 (s, 3H), 2.88-2.75 (m, 2H), 2.60 (s, 3H), 2.59 (s, 3H), 2.41 (s, 3H), 1.98-1.87 (m, 2H). LRMS  $m/z$  (M+H) 359 found, 359 required.



2-(3,5-dimethyl-1*H*-1,2,4-triazol-1-yl)-6-methyl-4-vinylpyridine (**25-1**):

A mixture of 4-chloro-2-(3,5-dimethyl-1*H*-1,2,4-triazol-1-yl)-6-methylpyridine (**24-3**, 456 mg, 2.05 mmol), tributyl(vinyl)tin (845 mg, 2.67 mmol), and tetrakis(triphenylphosphine)-palladium(0) (118 mg, 0.102 mmol) in toluene (10 mL) was refluxed under an atmosphere of argon for 2 hours and cooled to room temperature. The mixture was concentrated and the residue was purified by silica gel column chromatography (0–90% ethyl acetate in hexanes) to give 2-(3,5-dimethyl-1*H*-1,2,4-triazol-1-yl)-6-methyl-4-vinylpyridine (**25-1**) as a light yellow oil.

<sup>1</sup>H NMR (300 MHz, CDCl<sub>3</sub>) δ 7.60 (s, 1H), 7.09 (s, 1H), 6.68 (dd, 1H,  $J = 17.6, 10.9$  Hz), 6.03 (d, 1H,  $J = 17.6$  Hz), 5.52 (d, 1H,  $J = 10.9$  Hz), 2.81 (s, 3H), 2.55 (s, 3H), 2.42 (s, 3H). LRMS  $m/z$  (M+H) 215 found, 215 required.

ethyl *trans*-2-(2-(3,5-dimethyl-1*H*-1,2,4-triazol-1-yl)-6-methylpyridin-4-yl)cyclopropanecarboxylate (**25-2**):

20

To a solution of 2-(3,5-dimethyl-1*H*-1,2,4-triazol-1-yl)-6-methyl-4-vinylpyridine (**25-1**) (200 mg, 0.933 mmol) in toluene (8 mL) was added at reflux ethyl diazoacetate (852 mg, 7.47 mmol) in three portions over 4 hours. The mixture was refluxed for another 2 hours, cooled to room  
5 temperature, and concentrated. The residue was purified by silica gel column chromatography (0–70% ethyl acetate in hexanes) to give ethyl *trans*-2-(2-(3,5-dimethyl-1*H*-1,2,4-triazol-1-yl)-6-methylpyridin-4-yl)cyclopropanecarboxylate (**25-2**) as a yellow oil. <sup>1</sup>H NMR (300 MHz, CDCl<sub>3</sub>) δ7.32 (br s, 1H), 6.83 (br s, 1H), 4.18 (q, 2H, *J* = 7.2 Hz), 2.80 (s, 3H), 2.55–2.46 (m, 1H), 2.51 (s, 3H), 2.41 (s, 3H), 2.09–1.99 (m, 1H), 1.73–1.63 (m, 1H), 1.46–1.36 (m, 1H), 1.28 (t, 1H, *J* =  
10 7.2 Hz). LRMS *m/z* (M+H) 301 found, 301 required.

*trans*-2-(2-(3,5-dimethyl-1*H*-1,2,4-triazol-1-yl)-6-methylpyridin-4-yl)cyclopropanecarboxylic acid (**25-3**)

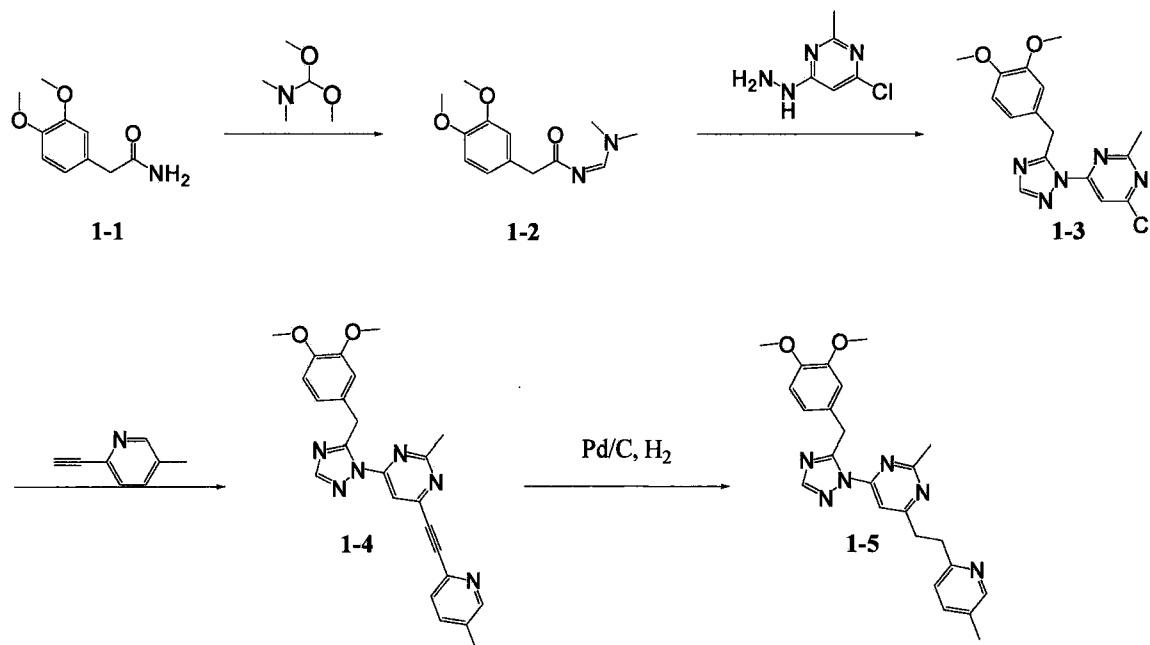
15 To a solution of ethyl *trans*-2-(2-(3,5-dimethyl-1*H*-1,2,4-triazol-1-yl)-6-methylpyridin-4-yl)cyclopropanecarboxylate (**25-2**, 96 mg, 0.320 mmol) in tetrahydrofuran (2 mL) and methanol (2 mL) was added a solution of LiOH (38 mg, 1.60 mmol) in water (2 mL). The mixture was stirred at room temperature for 3 hours, neutralized with 2 M HCl to pH 7, and concentrated. The residue was purified by silica gel column chromatography (0–8% methanol in DCM) to give  
20 *trans*-2-(2-(3,5-dimethyl-1*H*-1,2,4-triazol-1-yl)-6-methylpyridin-4-yl)cyclopropanecarboxylic acid (**25-3**) as a white solid. LRMS *m/z* (M+H) 273 found, 273 required.

*trans*-2-(2-(2-(3,5-dimethyl-1*H*-1,2,4-triazol-1-yl)-6-methylpyridin-4-yl)cyclopropyl)-1-methyl-1*H*-benzo[*d*]imidazole (**25-4**)

25 A mixture of *trans*-2-(2-(3,5-dimethyl-1*H*-1,2,4-triazol-1-yl)-6-methylpyridin-4-yl)cyclopropanecarboxylic acid (**25-3**) (45 mg, 0.165 mmol), *N*<sup>1</sup>-methylbenzene-1,2-diamine (28 mg, 0.231 mmol), EDC•HCl (47 mg, 0.248 mmol), HOBT (38 mg, 0.248 mmol), diisopropylethylamine (85 mg, 0.660 mmol), and tetrahydrofuran (3 mL) was stirred at room  
30 temperature overnight and evaporated. Acetic acid (3 mL) was added and the mixture was heated at 95°C for 1 hour, cooled to room temperature, and evaporated. The residue was partitioned between ethyl acetate and saturated aqueous NaHCO<sub>3</sub> solution. The extract was washed with brine, dried over sodium sulfate, and concentrated. The residue was purified by silica gel column chromatography (5–10% methanol in DCM) and reverse phase (10–100%  
35 acetonitrile in water) to give *trans*-2-(2-(2-(3,5-dimethyl-1*H*-1,2,4-triazol-1-yl)-6-methylpyridin-4-yl)cyclopropyl)-1-methyl-1*H*-benzo[*d*]imidazole (**25-4**) as an off-white solid. <sup>1</sup>H NMR (300 MHz, CDCl<sub>3</sub>) δ7.74–7.65 (m, 1H), 7.38 (br s, 1H), 7.34–7.20 (m, 3H), 6.98 (br s, 1H), 3.81 (s,

3H), 2.83 (s, 3H), 2.78-2.67 (m, 1H), 2.54 (s, 3H), 2.46-2.36 (m, 1H), 2.41 (s, 3H), 2.12-2.02 (m, 1H), 1.80-1.69 (m, 1H). LRMS  $m/z$  (M+H) 359 found, 359 required. m.p. 157-159 °C.

## Example 26:



5

**(Z)-2-(3,4-dimethoxyphenyl)-N-(1-(dimethylamino)ethylidene)acetamide (1-2):**

A slurry of 2-(3,4-dimethoxyphenyl)acetamide (**1-1**, 500 mg, 2.56 mmol, 1 eq) in 1,1-dimethoxy-  
 10 N,N-dimethylmethanamine (4 ml) was heated at 50 °C for 1 hour. The reaction appeared complete by LCMS. The reaction mixture was concentrated to dryness to afford (Z)-2-(3,4-dimethoxyphenyl)-N-(1-(dimethylamino)ethylidene)acetamide (**1-2**) as a clear colorless oil. LRMS  $m/z$  (M+H) 251.3 found, 251.1 required

**4-chloro-6-(5-(3,4-dimethoxybenzyl)-1H-1,2,4-triazol-1-yl)-2-methylpyrimidine (1-3):**

A solution of (Z)-2-(3,4-dimethoxyphenyl)-N-(1-(dimethylamino)ethylidene)acetamide (**1-2**, 90 mg, 0.360 mmol, 1.0 eq) and 4-chloro-6-hydrazinyl-2-methylpyrimidine (57 mg, 0.360 mmol, 1.0 eq) in acetic acid (3 ml) was heated at 90 °C for 30 min. The reaction appeared complete by  
 20 LCMS. The reaction mixture was concentrated and partitioned between dichloromethane (10 mL) and saturated aqueous sodium bicarbonate solution (10 mL). The organic layer was separated, dried over sodium sulfate, filtered and concentrated. The resulting residue was purified by silica gel column chromatography (0-100% ethyl acetate in hexanes) to afford 4-chloro-6-(5-(3,4-dimethoxybenzyl)-1H-1,2,4-triazol-1-yl)-2-methylpyrimidine (**1-3**). <sup>1</sup>H NMR

(500 MHz, CDCl<sub>3</sub>) δ 7.99 (s, 1H), 7.79 (s, 1H), 6.80 (m, 3H), 4.74 (s, 2H), 3.84 (s, 3H), 3.83 (s, 3H), 2.76 (s, 3H). LRMS m/z (M+H) 346.4 found, 346.1 required

4-(5-(3,4-dimethoxybenzyl)-1H-1,2,4-triazol-1-yl)-2-methyl-6-((5-methylpyridin-2-yl)ethynyl)pyrimidine (**1-4**):

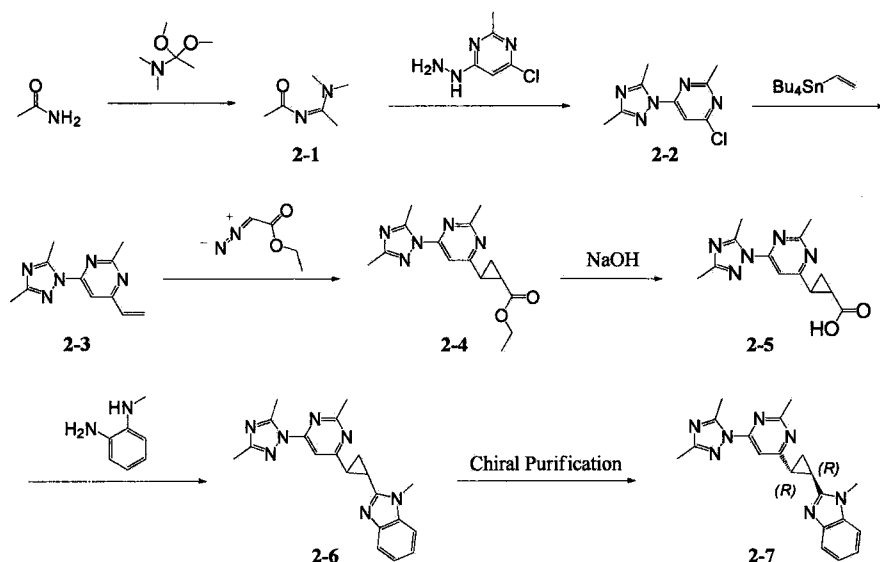
5 A slurry of 4-chloro-6-(5-(3,4-dimethoxybenzyl)-1H-1,2,4-triazol-1-yl)-2-methylpyrimidine (**1-3**, 100 mg, 0.289 mmol, 1.0 eq), 2-ethynyl-5-methylpyridine (67.8 mg, 0.578 mmol, 2.0 eq), bis(triphenylphosphine)palladium(II) dichloride (10.15 mg, 0.014 mmol, 0.050 eq.) and copper(I) iodide (2.203 mg, 0.012 mmol, 0.040 eq.) in a mixture of acetonitrile (1 ml) and triethylamine  
10 (1 mL) was heated at 50 °C for 16 h. The solvents were removed by roto-evaporation and the resulting residue was purified by silica gel column chromatography (0-100% ethyl acetate in hexanes) to afford 4-(5-(3,4-dimethoxybenzyl)-1H-1,2,4-triazol-1-yl)-2-methyl-6-((5-methylpyridin-2-yl)ethynyl)pyrimidine (**1-4**). <sup>1</sup>H NMR (500 MHz, CDCl<sub>3</sub>) δ 8.78 (s, 1H), 7.94 (m, 2H), 7.69 (m, 2H), 6.86 (m, 2H), 6.79 (d, 1H, *J* = 8.2 Hz), 4.79 (s, 2H), 3.84 (s, 6H), 2.82 (s,  
15 3H), 2.54 (s, 3H). HRMS m/z (M+H) 429.2029 found, 429.2034 required.

4-(5-(3,4-dimethoxybenzyl)-1H-1,2,4-triazol-1-yl)-2-methyl-6-(2-(5-methylpyridin-2-yl)ethyl)pyrimidine (**1-5**):

20 A slurry of 4-(5-(3,4-dimethoxybenzyl)-1H-1,2,4-triazol-1-yl)-2-methyl-6-((5-methylpyridin-2-yl)ethynyl)pyrimidine (**1-4**, 80 mg, 0.188 mmol, 1.0 eq.) in a mixture of dichloromethane (3 ml) and ethanol (3 ml) was treated with palladium on carbon (60 mg, 0.564 mmol, 3.0 eq.) under a hydrogen balloon for 4 hours. The reaction mixture was filtered through C-lite, and the C-lite was washed with dichloromethane (3 x 100 mL). The filtrate was concentrated and purified by  
25 reverse phase liquid chromatography (H<sub>2</sub>O/CH<sub>3</sub>CN gradient w/ 0.1 % TFA present) to afford 4-(5-(3,4-dimethoxybenzyl)-1H-1,2,4-triazol-1-yl)-2-methyl-6-(2-(5-methylpyridin-2-yl)ethyl)pyrimidine (**1-5**). <sup>1</sup>H NMR (500 MHz, CDCl<sub>3</sub>) δ 8.36 (s, 1H), 7.95 (s, 1H), 7.57 (s, 1H), 7.38 (dd, 1H, *J* = 7.9 Hz, 2.3 Hz), 7.04 (d, 1H, *J* = 7.9 Hz), 6.86 (m, 2H), 6.79 (d, 1H, *J* = 8.1 Hz), 4.75 (s, 2H), 3.84 (s, 3H), 3.83 (s, 3H), 3.22 (s, 4H), 2.75 (s, 3H), 2.69 (s, 3H), 2.30 (s, 3H).  
HRMS m/z (M+H) 431.2185 found, 431.2190 required.

30

### Example 27



**(Z)-N-(1-(dimethylamino)ethylidene)acetamide (2-1):**

5 A slurry of acetamide (500 mg, 8.46 mmol, 1 eq.) was heated neat in 1,1-dimethoxy-N,N-dimethylethanamine (5 mL) for 16 hours. The 1,1-dimethoxy-N,N-dimethylethanamine was removed by roto-evaporation to afford (Z)-N-(1-(dimethylamino)ethylidene)acetamide (**2-1**) as a dark yellow oil.

10 **4-chloro-6-(3,5-dimethyl-1H-1,2,4-triazol-1-yl)-2-methylpyrimidine (2-2):**

A slurry of (Z)-N-(1-(dimethylamino)ethylidene)acetamide (**2-1**, 900 mg, 7.02 mmol) and 4-chloro-6-(3,5-dimethyl-1H-1,2,4-triazol-1-yl)-2-methylpyrimidine (1114 mg, 7.02 mmol) in acetic acid was heated at 90 °C for 1 hour. The acetic acid was concentrated and partitioned between saturated aqueous sodium bicarbonate (100 mL) and ethyl acetate (100 mL). The organic layer was separated, dried over sodium sulfate, filtered and concentrated to dryness. The residue was purified by silica gel column chromatography (0-100% ethyl acetate in hexanes) to afford (Z)-N-(1-(dimethylamino)ethylidene)acetamide (**2-1**) as a white solid. <sup>1</sup>H NMR (500 MHz, CDCl<sub>3</sub>) δ 7.76 (s, 1H), 2.91 (s, 3H), 2.72 (s, 3H), 2.41 (s, 3H). LRMS m/z (M+H) 224.1 found, 224.1 required.

20 **4-(3,5-dimethyl-1H-1,2,4-triazol-1-yl)-2-methyl-6-vinylpyrimidine (2-3):**

A slurry of 4-chloro-6-(3,5-dimethyl-1H-1,2,4-triazol-1-yl)-2-methylpyrimidine (**2-2**, 800 mg, 3.58 mmol, 1.0 eq.), tributyl(vinyl)tin (1.358 mL, 4.65 mmol, 1.3 eq.) and tetrakis(triphenylphosphine)palladium(0) (207 mg, 0.179 mmol, 0.050 eq.) in toluene (20 mL) was heated at 110 °C for 3 hours. Toluene was removed by roto-evaporation and the resulting

residue was purified by silica gel column chromatography (0-100% ethyl acetate in hexanes) to afford 4-(3,5-dimethyl-1H-1,2,4-triazol-1-yl)-2-methyl-6-vinylpyrimidine (**2-3**) as a white solid. <sup>1</sup>H NMR (500 MHz, CDCl<sub>3</sub>) δ 7.64 (s, 1H), 6.77 (m, 1H), 6.53 (d, 1H, *J* = 17 Hz), 5.73 (d, 2H, *J* = 11 Hz), 2.92 (s, 3H), 2.72 (s, 3H), 2.42 (s, 3H). LRMS *m/z* (M+H) 216.2 found, 216.1

5 required.

ethyl 2-(6-(3,5-dimethyl-1H-1,2,4-triazol-1-yl)-2-methylpyrimidin-4-yl)cyclopropanecarboxylate (**2-4**):

10 A solution of 4-(3,5-dimethyl-1H-1,2,4-triazol-1-yl)-2-methyl-6-vinylpyrimidine (**2-3**, 500 mg, 2.323 mmol, 1.0 eq.) in toluene (35 mL) was heated under nitrogen to 120 °C. To the reaction mixture was added ethyl diazoacetate (0.602 mL, 5.81 mmol, 2.5 eq.) dropwise. Upon complete addition, heating was continued for 2 hours. A mix of trans (major) and cis (minor) products were observed. Toluene was removed by roto-evaporation and the resulting residue purified by  
15 silica gel column chromatography (0-100% ethyl acetate in hexanes). The major product peak was collected and concentrated to afford ethyl 2-(6-(3,5-dimethyl-1H-1,2,4-triazol-1-yl)-2-methylpyrimidin-4-yl)cyclopropanecarboxylate (**2-4**). <sup>1</sup>H NMR (500 MHz, CDCl<sub>3</sub>) δ 7.59 (s, 1H), 4.18 (m, 2H), 2.89 (s, 3H), 2.62 (s, 3H), 2.60 (m, 1H), 2.41 (s, 3H), 2.36 (m, 1H), 1.71 (m, 1H), 1.66 (m, 1H), 1.28 (t, 3H, *J* = 6.4 Hz). LRMS *m/z* (M+H) 302.3 found, 302.2 required.

20 2-(6-(3,5-dimethyl-1H-1,2,4-triazol-1-yl)-2-methylpyrimidin-4-yl)cyclopropanecarboxylic acid (**2-5**):

A slurry of ethyl 2-(6-(3,5-dimethyl-1H-1,2,4-triazol-1-yl)-2-methylpyrimidin-4-  
25 yl)cyclopropanecarboxylate (**2-4**, 150 mg, 0.498 mmol, 1.0 eq) and potassium hydroxide (28 mg, 0.495 mmol, 1.0 eq) in a mixture of THF (1 ml), methanol (100 μL) and water (100 μL) was allowed to stir at room temperature for 16 hours. Solvent was removed by roto-evaporation to afford 2-(6-(3,5-dimethyl-1H-1,2,4-triazol-1-yl)-2-methylpyrimidin-4-yl)cyclopropane-  
carboxylic acid (**2-5**) as the crude sodium salt with no further purification. LRMS *m/z* (M+H)  
30 274.3 found, 274.1 required.

2-(2-(6-(3,5-dimethyl-1H-1,2,4-triazol-1-yl)-2-methylpyrimidin-4-yl)cyclopropyl)-1-methyl-1H-benzo[d]imidazole (**2-6**):

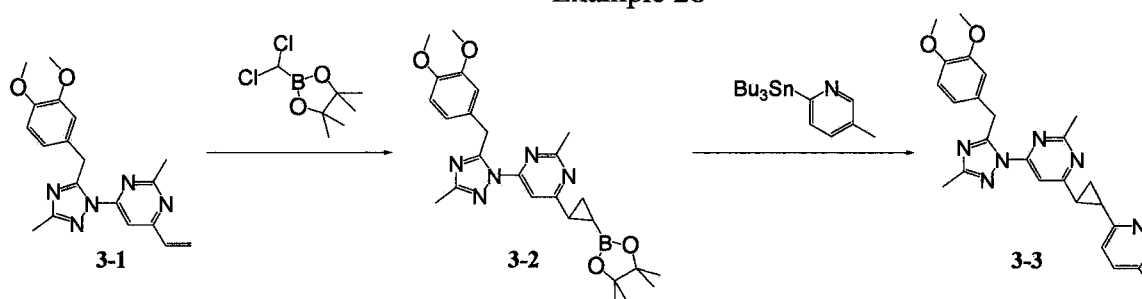
35 A slurry of 2-(6-(3,5-dimethyl-1H-1,2,4-triazol-1-yl)-2-methylpyrimidin-4-yl)cyclopropanecarboxylic acid (**2-5**, 1.50 g, 5.49 mmol, 1.0 eq.), *n*-methyl-2-phenylenediamine (1.006 g, 8.23 mmol, 1.0 eq.), N1-((ethylimino)methylene)-N3,N3-dimethylpropane-1,3-diamine

hydrochloride (1.473 g, 7.68 mmol, 1.3 eq.), 3H-[1,2,3]triazolo[4,5-b]pyridin-3-ol (1.046 g, 7.68 mmol) and diisopropylethyl amine (2.88 mL, 16.47 mmol) in tetrahydrofuran (20 mL) was allowed to stir for 16 hours. The solvent was removed by roto-evaporation to afford a dark brown oil. The oil was dissolved in acetic acid (3 mL) and heated at 90 °C for 30 minutes. The solvent was removed by roto-evaporation and the resulting yellow oil was purified by reverse phase liquid chromatography (H<sub>2</sub>O/CH<sub>3</sub>CN gradient w/ 0.1 % NH<sub>4</sub>OH present) to afford 2-(2-(6-(3,5-dimethyl-1H-1,2,4-triazol-1-yl)-2-methylpyrimidin-4-yl)cyclopropyl)-1-methyl-1H-benzo[d]imidazole (**2-6**) as a white powder. <sup>1</sup>H NMR (500 MHz, CDCl<sub>3</sub>) δ 7.69 (m, 2H), 7.28 (m, 3H), 3.82 (s, 3H), 2.90 (s, 3H), 2.83 (m, 2H), 2.68 (s, 3H), 2.41 (s, 3H), 2.19 (m, 2H). HRMS m/z (M+H) 360.1937 found, 360.1931 required.

2-((1R,2R)-2-(6-(3,5-dimethyl-1H-1,2,4-triazol-1-yl)-2-methylpyrimidin-4-yl)cyclopropyl)-1-methyl-1H-benzo[d]imidazole (**2-7**):

2-(2-(6-(3,5-dimethyl-1H-1,2,4-triazol-1-yl)-2-methylpyrimidin-4-yl)cyclopropyl)-1-methyl-1H-benzo[d]imidazole (**2-6**, 1.49 g) was separated by SFC chromatography (ChiralPakAD-H, 3cm id by 25 cm length; 85% CO<sub>2</sub>, 15% MeOH w/0.1% diethylamine modifier at 70 mL/min detecting at 254 nm). The second peak to elute was concentrated to afford 2-((1R,2R)-2-(6-(3,5-dimethyl-1H-1,2,4-triazol-1-yl)-2-methylpyrimidin-4-yl)cyclopropyl)-1-methyl-1H-benzo[d]imidazole (**2-7**) as a white solid. <sup>1</sup>H NMR (500 MHz, CDCl<sub>3</sub>) δ 7.69 (m, 2H), 7.28 (m, 3H), 3.82 (s, 3H), 2.90 (s, 3H), 2.83 (m, 2H), 2.68 (s, 3H), 2.41 (s, 3H), 2.19 (m, 2H). HRMS m/z (M+H) 360.1937 found, 360.1931 required.

#### Example 28



25

4-(5-(3,4-dimethoxybenzyl)-3-methyl-1H-1,2,4-triazol-1-yl)-2-methyl-6-(2-(4,4,5,5-tetramethyl-1,3,2-dioxaborolan-2-yl)cyclopropyl)pyrimidine (**3-2**):

To a stirring slurry of chromium(II) chloride (630 mg, 5.12 mmol, 8.0eq.) in dry tetrahydrofuran (10 ml) under nitrogen at 23 °C was added n,n,n',n'-tetramethylethylenediamine (0.768 ml, 5.12 mmol, 8.0 eq.). The resulting blue reaction mixture was allowed to stir for 20 min. To the

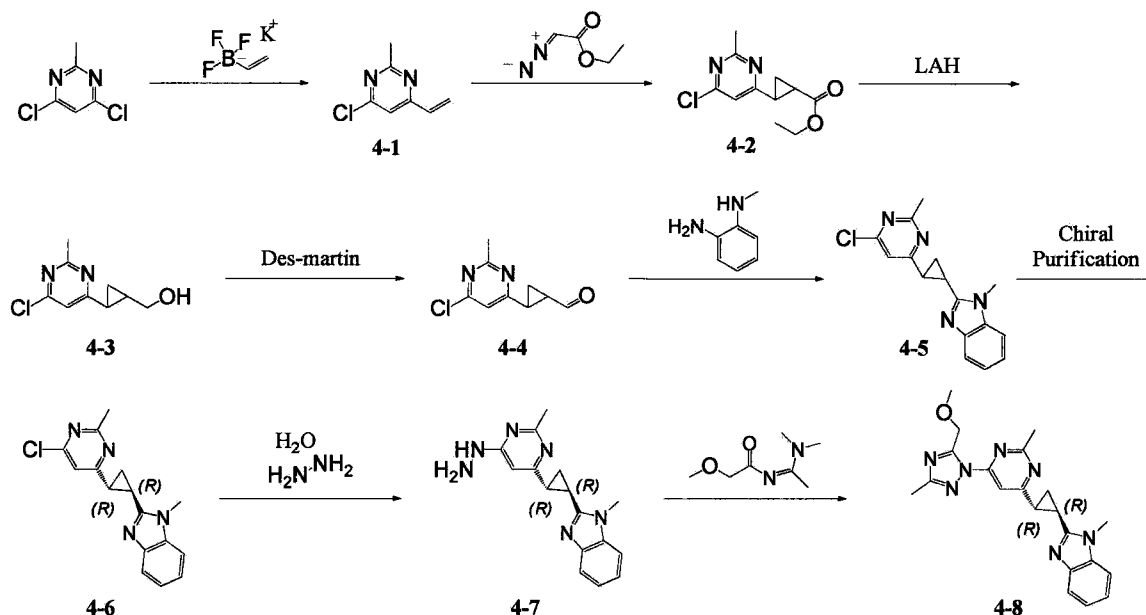
reaction mixture was added a solution of 4-(5-(3,4-dimethoxybenzyl)-3-methyl-1H-1,2,4-triazol-1-yl)-2-methyl-6-vinylpyrimidine (**3-1**, 225 mg, 0.640 mmol, 1.0 eq.) in tetrahydrofuran (2 mL) followed by a solution of 2-(dichloromethyl)-4,4,5,5-tetramethyl-1,3,2-dioxaborolane (270 mg, 1.281 mmol, 2.0 eq.) and lithium iodide (343 mg, 2.56 mmol, 4.0 eq) in tetrahydrofuran (2 mL).  
5 The resulting greenish blue reaction mixture was allowed to stir for 72 h. The reaction mixture was filtered, concentrated, and partitioned between ethyl acetate (100 mL) and water (100 mL). The organic layer was separated, dried over sodium sulfate, filtered and concentrated to afford 4-(5-(3,4-dimethoxybenzyl)-3-methyl-1H-1,2,4-triazol-1-yl)-2-methyl-6-(2-(4,4,5,5-tetramethyl-1,3,2-dioxaborolan-2-yl)cyclopropyl)pyrimidine (**3-2**). The crude material was carried forward  
10 with no purification. LRMS m/z (M+H) 492.5 found, 492.3 required

4-(5-(3,4-dimethoxybenzyl)-3-methyl-1H-1,2,4-triazol-1-yl)-2-methyl-6-(2-(5-methylpyridin-2-yl)cyclopropyl)pyrimidine (**3-3**):

15 A slurry of crude 4-(5-(3,4-dimethoxybenzyl)-3-methyl-1H-1,2,4-triazol-1-yl)-2-methyl-6-(2-(4,4,5,5-tetramethyl-1,3,2-dioxaborolan-2-yl)cyclopropyl)pyrimidine (**3-2**, 88 mg, 0.179 mmol, 1.0 eq), 2-bromo-5-methylpyridine (92 mg, 0.537 mmol, 3.0 eq.), cesium carbonate (233 mg, 0.716 mmol, 4.0 eq.), palladium(II) acetate (4.02 mg, 0.018 mmol, 0.10 eq.), and butyldi-*i*-adamantylphosphine (19.26 mg, 0.054 mmol, 0.30 eq.) in toluene (1 ml) and water (300  $\mu$ L) was  
20 heated at 100 °C for 16 hours. The solvent was removed by roto-evaporation and the resulting oil was purified by reverse phase liquid chromatography (H<sub>2</sub>O/CH<sub>3</sub>CN gradient w/ 0.1 % NH<sub>4</sub>OH present) to afford 4-(5-(3,4-dimethoxybenzyl)-3-methyl-1H-1,2,4-triazol-1-yl)-2-methyl-6-(2-(5-methylpyridin-2-yl)cyclopropyl)pyrimidine (**3-3**) as slightly yellow oil. <sup>1</sup>H NMR (500 MHz, CDCl<sub>3</sub>)  $\delta$  8.30 (d, 1H, *J* = 2.0 Hz), 7.53 (s, 1H), 7.36 (dd, 1H, *J* = 7.8, 2.2 Hz), 6.89 (d, 1H, *J* = 2.0 Hz), 6.85 (dd, 1H, *J* = 8.1, 2.2 Hz), 6.76 (d, 1H, *J* = 8.1 Hz), 4.71 s, 2H), 3.83 (s, 3H),  
25 3.82 (s, 3H), 2.67 (bs, 4H), 2.62 (m, 1H), 2.42(s, 3H), 2.29 (s, 3H), 1.84 (m, 2H). HRMS m/z (M+H) 495.1925 found, 495.1905 required.

### Example 29

30



#### 4-chloro-2-methyl-6-vinylpyrimidine (**4-1**):

5 In the reaction vessel 4,6-dichloro-2-methylpyrimidine (26.3 g, 161 mmol, 1.0 eq), potassium trifluoro(vinyl)borate (0.905 g, 4.03 mmol) cesium carbonate (97 g, 299 mmol, 2.0 eq) and butyldi-1-adamantylphosphine (2.89 g, 8.06 mmol 0.054 eq) were combined. This mixture was then evacuated and backfilled with nitrogen (3 times). Toluene (452 ml) and water (45 mL)

10 were added to this flask. This mixture was purged with nitrogen for 20 min, then palladium acetate (0.905 g, 4.03 mmol, .027 eq) was added. Continue purged for 10 min, then heated at 100°C for 2h. The mixture was cooled, diluted with EtOAc (200 mL), washed with water ( x 200 mL), dried, filtered and the solvent was evaporated under reduced pressure. The residue was purified by silica gel column chromatography (0-100% ethyl acetate in hexanes) to give 4-chloro-2-methyl-6-vinylpyrimidine (**4-1**) as a white solid.

15

#### ethyl 2-(6-chloro-2-methylpyrimidin-4-yl)cyclopropanecarboxylate (**4-2**):

A solution of 4-chloro-2-methyl-6-vinylpyrimidine (**4-1**, 15.0 g, 97 mmol 1.0 eq) in Toluene (300 mL) was heated to 100 °C under a nitrogen atmosphere. A solution of ethyl diazoacetate

20 (30.2 mL, 291 mmol, 3.0 eq) was added as a solution in toluene (100 mL) over 1.5 hours. Heating was continued for 2 hours. The reaction mixture was allowed to cool to room temperature and concentrated to dryness. The residue was partitioned between saturated sodium bicarbonate solution (1 L) and ethyl acetate (1 L). The organic layer was separated, dried over sodium sulfate, filtered and concentrated to dryness. The resulting residue was purified by by

silica gel column chromatography (0-100% ethyl acetate in hexanes) to give ethyl 2-(6-chloro-2-methylpyrimidin-4-yl)cyclopropanecarboxylate (**4-2**) as a colorless oil.

2-(6-chloro-2-methylpyrimidin-4-yl)cyclopropyl)methanol (**4-3**):

5

ethyl 2-(6-chloro-2-methylpyrimidin-4-yl)cyclopropanecarboxylate (**4-2**, 6.8 g, 28.3 mmol, 1.0 eq) was dissolved in THF (141 ml) and cooled to -40 °C with dry ice acetone bath. LAH (32.5 ml, 32.5 mmol, 1.2 eq) (1.0 M solution in THF) was added dropwise over 10 minutes. The reaction appeared complete. To the reaction mixture was added water at 0 °C as to not raise the internal reaction temperature above -10 °C, followed by 15% aqueous sodium hydroxide solution (2 mL). The cooling bath was removed and additional water (6 mL) was added. The reaction mixture was stirred for 1 hour. The salts were filtered off through celite and the solid was washed with THF (5 x 20 mL). The filtrate was dried over sodium sulfate, filtered and concentrated. The residue was purified by silica gel column chromatography (0-100% ethyl acetate in hexanes) to afford ((1R,2R)-2-(6-chloro-2-methylpyrimidin-4-yl)cyclopropyl)methanol (**4-3**).

10  
15

2-(6-chloro-2-methylpyrimidin-4-yl)cyclopropanecarbaldehyde (**4-4**):

To a solution of 2-(6-chloro-2-methylpyrimidin-4-yl)cyclopropyl)methanol (4.2g, 21.14 mmol, 1.0 eq) in dichloromethane (106 mL) was added Dess-Martin periodinane (10.76 g, 25.4 mmol, 1.2 eq) and then water (0.381 g, 21.14 mmol, 1.0 eq). The resulting cloudy solution was stirred for 2 hours. To the reaction mixture was added 1:1 10% sodium thiosulfite (300 mL) and saturate sodium bicarbonate (300 mL). The resulting reaction mixture was stirred until it formed a clear two phase solution. The organic phase was separate and dried over sodium sulfate and concentrated. The residue was purified by silica gel column chromatography (0-100% ethyl acetate in hexanes) to give 2-(6-chloro-2-methylpyrimidin-4-yl)cyclopropanecarbaldehyde (**4-4**).

20  
25

2-(2-(6-chloro-2-methylpyrimidin-4-yl)cyclopropyl)-1-methyl-1H-benzo[d]imidazole (**4-5**):

30

A solution of 2-(6-chloro-2-methylpyrimidin-4-yl)cyclopropanecarbaldehyde (**4-4**, 3.45g, 17.55 mmol, 1.0 eq) in ethanol (88 ml) was added acetic acid (1.264 g, 21.05 mmol, 1.2 eq) and copper sulfate (3.08 g, 19.30 mmol). The resulting brownish solution was stirred at 23 °C for 4 hours. The reaction mixture was filtered and the filtrate was concentrated to 10 mL. The residue was purified by silica gel column chromatography (ethyl acetate/dichloromethane gradient) to give 4-chloro-2-methyl-6-(2-(5-methylpyridin-2-yl)cyclopropyl)pyrimidine (**4-5**) as a light brown solid. MS m/z (M+H) 299.1 found, 299.1 required. <sup>1</sup>H NMR (CDCl<sub>3</sub>): δ (ppm) 7.72-7.70 (m, 1H),

35

7.31-7.20 (m, 4H), 3.83 (s, 3H), 2.85-2.77 (m, 2H), 2.66 (s, 3H), 2.00-1.94 (m, 2H).

2-((1R,2R)-2-(6-chloro-2-methylpyrimidin-4-yl)cyclopropyl)-1-methyl-1H-benzo[d]imidazole (**4-6**):

5

2-(2-(6-chloro-2-methylpyrimidin-4-yl)cyclopropyl)-1-methyl-1H-benzo[d]imidazole (**4-5**, 2.7 g) was separated by SFC chromatography (ChiralCel OJ-H, 3cm id by 25 cm length; 70% CO<sub>2</sub>, 30% MeOH w/0.1% TFA modifier at 80 mL/min detecting at 254 nm). The first peak to elute was concentrated to afford 2-((1R,2R)-2-(6-chloro-2-methylpyrimidin-4-yl)cyclopropyl)-1-methyl-1H-benzo[d]imidazole (**4-6**) as a yellow glassy solid.

10

2-((1R,2R)-2-(6-hydrazinyl-2-methylpyrimidin-4-yl)cyclopropyl)-1-methyl-1H-benzo[d]imidazole (**4-7**):

15

A solution of 2-((1R,2R)-2-(6-chloro-2-methylpyrimidin-4-yl)cyclopropyl)-1-methyl-1H-benzo[d]imidazole (**4-6**, 200 mg, 0.669 mmol, 1.0 eq) and hydrazine hydrate (335 mg, 6.69 mmol, 10 eq) in tetrahydrofuran (3 mL) was heated by microwave irradiation at 80 °C for 40 minutes. The reaction mixture was filtered and concentrated to dryness. The afford 2-((1R,2R)-2-(6-hydrazinyl-2-methylpyrimidin-4-yl)cyclopropyl)-1-methyl-1H-benzo[d]imidazole (**4-7**) as a glassy yellow solid. LRMS *m/z* (M+H) 294.4 found, 294.2 required.

20

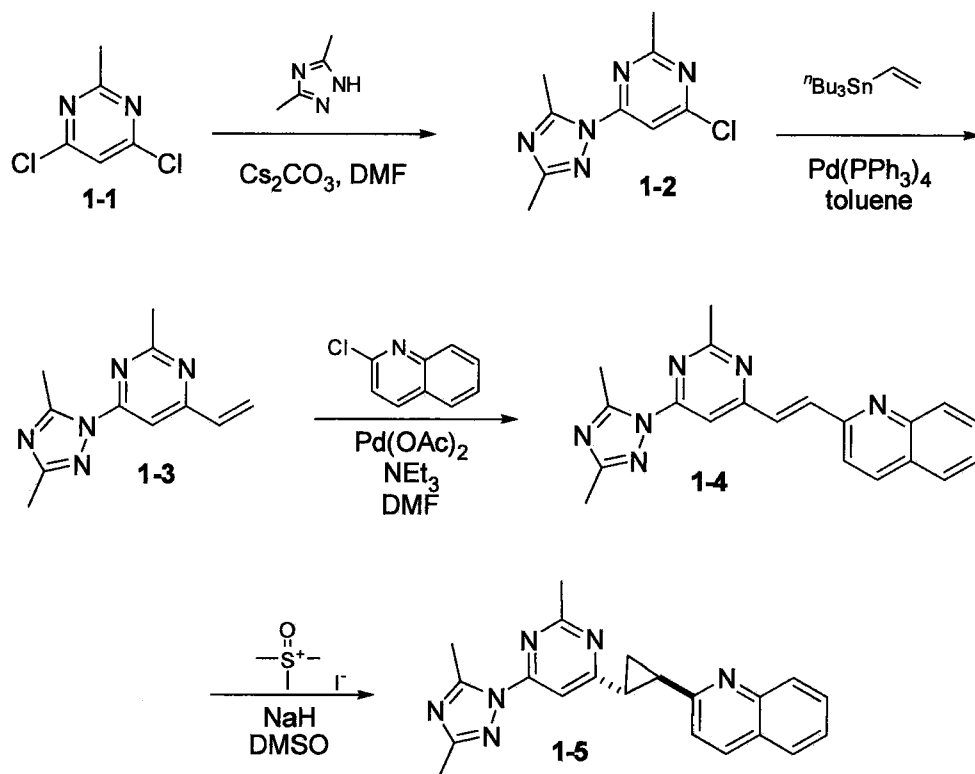
2-((1R,2R)-2-(6-(5-(methoxymethyl)-3-methyl-1H-1,2,4-triazol-1-yl)-2-methylpyrimidin-4-yl)cyclopropyl)-1-methyl-1H-benzo[d]imidazole (**4-8**):

25

A solution of 2-((1R,2R)-2-(6-hydrazinyl-2-methylpyrimidin-4-yl)cyclopropyl)-1-methyl-1H-benzo[d]imidazole (**4-7**, 25.0 mg, 0.0850 mmol, 1.0 eq) in acetic acid (3 mL) was added to a round bottom flask containing N-(1-(dimethylamino)ethylidene)-2-methoxyacetamide (200 mg, 1.26 mmol, 14.9 eq; prepared according to procedure 2-1). The acetic acid solution was heated at 100 °C for 30 minutes, allowed to cool to room temperature and concentrated to dryness. The residue was partitioned between saturated aqueous sodium bicarbonate solution (100 mL) and ethyl acetate (100 mL). The organic layer was separated, dried over sodium sulfate, filtered and concentrated to dryness. The resulting residue was purified by reverse phase liquid chromatography (H<sub>2</sub>O/CH<sub>3</sub>CN gradient w/ 0.1 % NH<sub>4</sub>OH present) to afford 2-((1R,2R)-2-(6-(5-(methoxymethyl)-3-methyl-1H-1,2,4-triazol-1-yl)-2-methylpyrimidin-4-yl)cyclopropyl)-1-methyl-1H-benzo[d]imidazole (**4-8**) as a white solid. <sup>1</sup>H NMR (500 MHz, CDCl<sub>3</sub>) δ 7.69 (m, 2H), 7.24 (m, 3H), 5.11 (s, 2H), 3.81 (s, 3H), 3.57 (s, 3H), 2.83 (m, 2H), 2.69 (s, 3H), 2.56 (s, 3H), 2.04 (m, 1H), 1.98 (m, 1H). HRMS *m/z* (M+H) 390.2039 found, 390.2037 required.

35

## Example 30

4-chloro-6-(3,5-dimethyl-1*H*-1,2,4-triazol-1-yl)-2-methylpyrimidine (**1-2**):

5

To a slurry of 4,6-dichloro-2-methylpyrimidine (**1-1**) (5.00 g, 30.67 mmol, 1.0 eq.) and cesium carbonate (15.0 g, 46.05 mmol, 1.5 eq.) in DMF (250 mL) at 0 °C under nitrogen was added a solution of 3,5-dimethyl-1*H*-1,2,4-triazole (2.98 g, 30.67 mmol, 1.0 eq.) in DMF (50 mL) via a dropping funnel over 1 hour. The reaction was then warmed to room temperature and stirred for 1 hour. The reaction was quenched by addition of water (500 mL) and extracted with ethyl acetate (3 x 400 mL). The combined organic layers were dried over sodium sulfate, filtered and concentrated to dryness. The crude product was purified by silica gel column chromatography (0-30% ethyl acetate in hexanes) to afford 4-chloro-6-(3,5-dimethyl-1*H*-1,2,4-triazol-1-yl)-2-methylpyrimidine (**1-2**) as a white solid. <sup>1</sup>H NMR (300 MHz, CDCl<sub>3</sub>) δ 7.75 (s, 1H), 2.91 (s, 3H), 2.72 (s, 3H), 2.41 (s, 3H). LRMS *m/z* (M+H<sup>+</sup>) 224 found, 224 required.

15

4-(3,5-dimethyl-1*H*-1,2,4-triazol-1-yl)-2-methyl-6-vinylpyrimidine (**1-3**):

20

To a solution of 4-chloro-6-(3,5-dimethyl-1*H*-1,2,4-triazol-1-yl)-2-methylpyrimidine (**1-2**) (5.20 g, 23.2 mmol, 1.0 eq.) in degassed toluene (200 mL) under nitrogen was added tetrakis(triphenylphosphine)palladium(0) (1.33 g, 1.16 mmol, 0.050 eq.) followed by tributyl(vinyl)tin (8.77 mL, 30.2 mmol, 1.3 eq.) and the reaction heated to 110 °C for 3 hours. Toluene was removed by

roto-evaporation and the resulting residue was purified by silica gel column chromatography (0-50% ethyl acetate in hexanes) to afford 4-(3,5-dimethyl-1*H*-1,2,4-triazol-1-yl)-2-methyl-6-vinylpyrimidine (**1-3**) as a yellow solid. <sup>1</sup>H NMR (300 MHz, CDCl<sub>3</sub>) δ 7.63 (s, 1H), 6.76 (dd, 1H, *J* = 17.3, 10.6 Hz), 6.52 (br d, 1H, *J* = 17.3 Hz), 5.72 (br d, 1H, *J* = 10.6 Hz), 2.91 (s, 3H), 2.72 (s, 3H), 2.42 (s, 3H). LRMS *m/z* (M+H<sup>+</sup>) 216 found, 216 required.

(*E*)-2-(2-(6-(3,5-dimethyl-1*H*-1,2,4-triazol-1-yl)-2-methylpyrimidin-4-yl)vinyl)quinoline (**1-4**):

To a solution of 4-(3,5-dimethyl-1*H*-1,2,4-triazol-1-yl)-2-methyl-6-vinylpyrimidine (**1-3**) (200 mg, 0.93 mmol, 1.0 eq.) in degassed DMF (4.0 mL) was added 2-chloroquinoline (148 mg, 0.93 mmol, 1.0 eq.) followed by palladium acetate (32.0 mg, 47.5 μmol, 0.050 eq.) and triethylamine (1.20 mL, 4.65 mmol, 5.0 eq.). The reaction was heated at 100 °C for 48 hours and cooled to room temperature. The reaction was quenched by the addition of water (5.0 mL) and ethyl acetate (5.0 mL) was added and the mixture was filtered through Celite. The organic layer was separated and the aqueous layer was washed with ethyl acetate (2 x 5.0 mL). The combined organic layers were dried over sodium sulfate, filtered and concentrated to dryness. The residue was purified by silica gel chromatography (10-40% ethyl acetate in hexanes) to afford (*E*)-2-(2-(6-(3,5-dimethyl-1*H*-1,2,4-triazol-1-yl)-2-methylpyrimidin-4-yl)vinyl)quinoline (**1-4**) as an off-white solid. <sup>1</sup>H NMR (300 MHz, CDCl<sub>3</sub>) δ 8.19 (br d, 1H, *J* = 8.5 Hz), 8.13 (d, 1H, *J* = 16.0 Hz), 8.11 (br d, 1H, *J* = 8.3 Hz), 7.87 (br s, 1H), 7.81 (br dd, 1H, *J* = 8.0, 1.0 Hz), 7.78-7.68 (m, 3H), 7.55 (ddd, 1H, *J* = 8.0, 7.0, 1.0 Hz), 2.94 (s, 3H), 2.77 (s, 3H), 2.44 (s, 3H). LRMS *m/z* (M+H<sup>+</sup>) 343 found, 343 required. m.p. 153-155 °C.

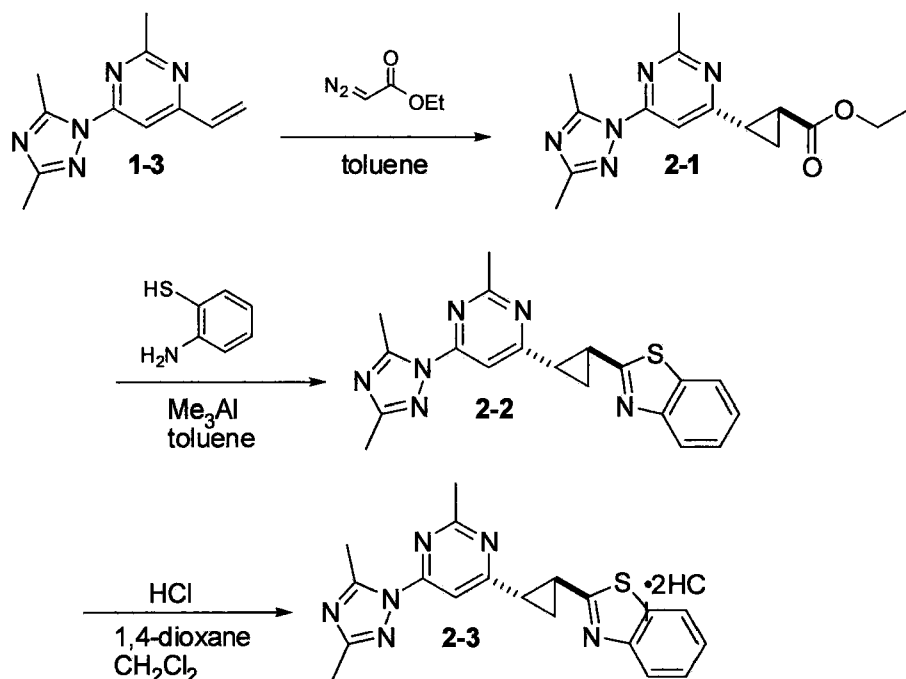
*trans*-2-(2-(6-(3,5-dimethyl-1*H*-1,2,4-triazol-1-yl)-2-methylpyrimidin-4-yl)cyclopropyl)quinoline (**1-5**):

To a solution of trimethylsulfoxonium iodide (59.0 mg, 0.268 mmol, 1.3 eq.) in anhydrous DMSO (1.5 mL) was added sodium hydride (5.4 mg, 0.227 mmol, 1.1 eq.) and the reaction was heated to 50 °C for 30 minutes. The reaction was then cooled to room temperature and a solution of (*E*)-2-(2-(6-(3,5-dimethyl-1*H*-1,2,4-triazol-1-yl)-2-methylpyrimidin-4-yl)vinyl)quinoline (**1-4**) (70.0 mg, 0.205 mmol, 1.0 eq.) in DMSO (1.5 mL) was added. The reaction was stirred at room temperature for 1 hour, poured into water (5.0 mL) and extracted using ethyl acetate (3 x 5.0 mL). The combined organic layers were dried over sodium sulfate, filtered and concentrated to dryness. The residue was purified by silica gel column chromatography (10-40% ethyl acetate in hexanes) to afford *trans*-2-(2-(6-(3,5-dimethyl-1*H*-1,2,4-triazol-1-yl)-2-methylpyrimidin-4-yl)cyclopropyl)quinoline (**1-5**) as an off-white solid. <sup>1</sup>H NMR (300 MHz, CDCl<sub>3</sub>) δ 8.03 (br d, 1H, *J* = 8.5 Hz), 7.98 (br d, 1H, *J* = 8.4 Hz), 7.75 (br dd, 1H, *J* = 8.0, 1.0 Hz), 7.67 (ddd, 1H, *J* = 8.5, 7.0, 1.5 Hz), 7.60 (br s, 1H), 7.46 (ddd, 1H, *J* = 8.0, 7.0, 1.0 Hz), 7.33 (d, 1H, *J* = 8.5 Hz),

2.96-2.83 (m, 2H), 2.89 (s, 3H), 2.68 (s, 3H), 2.06-1.94 (m, 2H). LRMS  $m/z$  ( $M+H^+$ ) 357 found, 357 required. m.p. 140-141 °C.

## Example 31

5



ethyl *trans*-2-(6-(3,5-dimethyl-1*H*-1,2,4-triazol-1-yl)-2-methylpyrimidin-4-yl)cyclopropanecarboxylate (**2-1**):

10

To a solution of 4-(3,5-dimethyl-1*H*-1,2,4-triazol-1-yl)-2-methyl-6-vinylpyrimidine (**1-3**) (1.00 g, 4.65 mmol, 1.0 eq.) in degassed toluene (20 mL) was added ethyl diazoacetate (0.98 mL, 9.30 mmol, 2.0 eq.) and the reaction was heated to 120 °C. The reaction was monitored by LC-MS and after 2 hours the mixture was cooled to room temperature and the toluene was removed by

15

roto-evaporation. The resulting residue was purified by silica gel column chromatography (10-40% ethyl acetate in hexanes) to afford ethyl *trans*-2-(6-(3,5-dimethyl-1*H*-1,2,4-triazol-1-yl)-2-methylpyrimidin-4-yl)cyclopropanecarboxylate (**2-1**) as a white solid. <sup>1</sup>H NMR (300 MHz, CDCl<sub>3</sub>) δ 7.58 (s, 1H), 4.17 (q, 2H, *J* = 7.1 Hz), 2.88 (s, 3H), 2.64-2.55 (m, 1H), 2.62 (s, 3H), 2.41 (s, 3H), 2.36 (ddd, 1H, *J* = 8.6, 5.7, 3.8 Hz), 1.74-1.61 (m, 2H), 1.28 (t, 3H, *J* = 7.1 Hz).

20

LRMS  $m/z$  ( $M+H^+$ ) 302 found, 302 required.

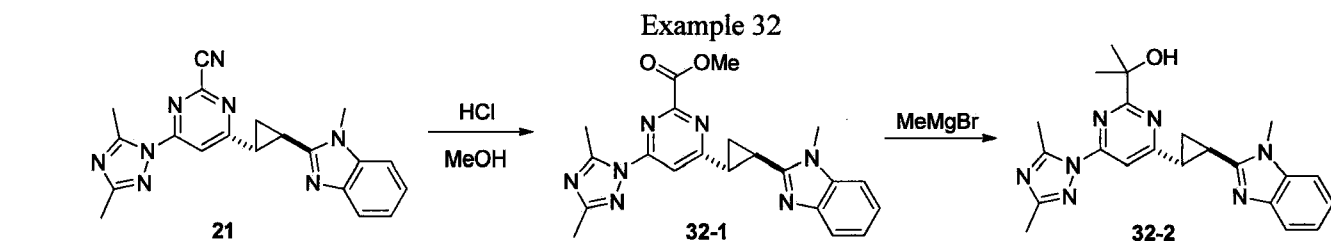
*trans*-2-(2-(6-(3,5-dimethyl-1*H*-1,2,4-triazol-1-yl)-2-methylpyrimidin-4-yl)cyclopropyl)benzo[*d*]thiazole (**2-2**):

To 2-aminobenzenethiol (24.0 mg, 0.19 mmol, 1.1 eq.) dissolved in anhydrous toluene (5.0 mL) was added trimethylaluminium (2.0 M in toluene, 0.25 mL, 0.50 mmol, 3.0 eq.) under nitrogen at 0 °C dropwise. The reaction was stirred at a temperature between 10 °C to 20 °C for 30 minutes followed by the addition of ethyl *trans*-2-(6-(3,5-dimethyl-1*H*-1,2,4-triazol-1-yl)-2-methylpyrimidin-4-yl)cyclopropanecarboxylate (**2-1**) (50.0 mg, 0.165 mmol, 1.0 eq.) and the reaction was heated to 130 °C for 24 hours. The reaction was cooled to room temperature and quenched with saturated sodium bicarbonate (10 mL) and extracted with ethyl acetate (3 x 20 mL). The combined organic layers were dried over sodium sulfate, filtered and concentrate to dryness. The resulting residue was purified by silica gel column chromatography (10-40% ethyl acetate in toluene) to afford *trans*-2-(2-(6-(3,5-dimethyl-1*H*-1,2,4-triazol-1-yl)-2-methylpyrimidin-4-yl)cyclopropyl)benzo[*d*]thiazole (**2-2**) as a yellow glue. <sup>1</sup>H NMR (300 MHz, CDCl<sub>3</sub>) δ 7.92 (br d, 1H, *J* = 8.0 Hz), 7.81 (m, 1H), 7.64 (br s, 1H), 7.45 (m, 1H), 7.34 (m, 1H), 3.11 (ddd, 1H, *J* = 9.7, 5.9, 3.9 Hz), 2.92-2.83 (m, 1H), 2.89 (s, 3H), 2.66 (s, 3H), 2.39 (s, 3H), 2.13-1.97 (m, 2H). LRMS *m/z* (M+H<sup>+</sup>) 363 found, 363 required.

15

*trans*-2-(2-(6-(3,5-dimethyl-1*H*-1,2,4-triazol-1-yl)-2-methylpyrimidin-4-yl)cyclopropyl)benzo[*d*]thiazole dihydrochloric acid salt (**2-3**):

To a solution of *trans*-2-(2-(6-(3,5-dimethyl-1*H*-1,2,4-triazol-1-yl)-2-methylpyrimidin-4-yl)cyclopropyl)benzo[*d*]thiazole (**2-2**) (26.0 mg, 72 μmol) in CH<sub>2</sub>Cl<sub>2</sub> (0.2 mL) was added hydrochloric acid (4.0 M in 1,4-dioxane, 36.0 μL, 0.144 mmol, 2.0 eq.) and after 10 minutes the solvent was removed to afford *trans*-2-(2-(6-(3,5-dimethyl-1*H*-1,2,4-triazol-1-yl)-2-methylpyrimidin-4-yl)cyclopropyl)benzo[*d*]thiazole dihydrochloric acid salt (**2-3**) as an off-white solid. <sup>1</sup>H NMR (300 MHz, DMSO-*d*<sub>6</sub>) δ 8.00 (br d, 1H, *J* = 7.8 Hz), 7.89 (br d, 1H, *J* = 7.8 Hz), 7.72 (s, 1H), 7.47 (td, 1H, *J* = 7.8, 1.2 Hz), 7.38 (td, 1H, *J* = 7.8, 1.2 Hz), 3.13 (ddd, 1H, *J* = 8.7, 6.0, 4.0 Hz), 3.02 (ddd, 1H, *J* = 8.7, 6.0, 4.0 Hz), 2.79 (s, 3H), 2.63 (s, 3H), 2.29 (s, 3H), 2.03-1.90 (m, 2H). LRMS *m/z* (M+H<sup>+</sup>) 363 found, 363 required. m.p. 194-195 °C dec.



30

methyl 4-(3,5-dimethyl-1*H*-1,2,4-triazol-1-yl)-6-((1*R*,2*R*)-2-(1-methyl-1*H*-benzo[*d*]imidazol-2-yl)cyclopropyl)pyrimidine-2-carboxylate (**32-1**)

To a stirred solution of *trans*-4-(3,5-dimethyl-1*H*-1,2,4-triazol-1-yl)-6-(2-(1-methyl-1*H*-benzo[*d*]imidazol-2-yl)cyclopropyl)pyrimidine-2-carbonitrile (**21**) (135 mg, 0.328 mmol) in methanol (1 mL) in a microwave vial was added HCl (1M in MeOH, 2 mL, 2 mmol). The vial was capped and the reaction was heated at 55 °C in a heating block for 48 h. The reaction was cooled to room temperature and the solvent was concentrated under reduced pressure. The residue was purified by silica gel chromatography (0-100% ethyl acetate/hexane over 8 min, then 100% ethyl acetate for 8 min) to give **32-1**. MS *m/z* = 404.4 (M+H).

2-(4-(3,5-dimethyl-1*H*-1,2,4-triazol-1-yl)-6-((1*R*,2*R*)-2-(1-methyl-1*H*-benzo[*d*]imidazol-2-yl)cyclopropyl)pyrimidin-2-yl)propan-2-ol (**32-2**)

To a stirred solution of methyl 4-(3,5-dimethyl-1*H*-1,2,4-triazol-1-yl)-6-((1*R*,2*R*)-2-(1-methyl-1*H*-benzo[*d*]imidazol-2-yl)cyclopropyl)pyrimidine-2-carboxylate (**32-1**) (30 mg, 0.074 mmol) in 2-MeTHF (1 mL) was slowly added methyl magnesium bromide (3M in ether, 0.124 mL, 0.372 mmol) at room temperature. A precipitate formed immediately and additional 2-MeTHF (1 mL) was added to facilitate stirring. The reaction was monitored by thin layer chromatography and when the starting material was judged to be consumed, the reaction was quenched by the dropwise addition of MeOH. The crude reaction was loaded directly onto silica gel and purified by normal phase chromatography (0-100% ethyl acetate/hexane over 12 min, then 100% ethyl acetate for 8 min) to give **32-2** as a solid. <sup>1</sup>H NMR (400 MHz, CDCl<sub>3</sub>) δ 7.81 (s, 1H), 7.70 (m, 1H), 7.29 (m, 3H), 4.49 (br s, 1H), 3.82 (s, 3H), 2.97 (m, 1H), 2.92 (s, 3H), 2.82 (m, 1H), 2.42 (s, 3H), 2.09 (m, 2H), 1.69 (s, 3H), 1.62 (s, 3H); MS *m/z* = 404.5 (M+H).

TABLE 2

The following table shows representative data for the compounds of the Examples as PDE10 inhibitors as determined by the foregoing assays. In this table, the PDE10 K<sub>i</sub> is a measure of the ability of the test compound to inhibit the action of the PDE10 enzyme.

Cpd	PDE10a K <sub>i</sub> (nM)
2	0.023
3	0.004
4	3.3
5	0.14
7	0.073

8	0.028
9	62
13	0.010
14	0.82
15	0.056
16	0.027
18	0.002
19	0.002
20	0.11
24	248
25	0.027
26	0.005
27	88
28	0.003
29	9.8
34	0.068
35	0.21
36	3.5
37	1.4
38	0.005
39	918
40	124
41	6.8
42	0.50
43	0.39
49	0.21
50	0.14
51	38.8
52	13.4
53	14.2
54	25.1

55	16.8
56	1.7
57	30.7
58	34.9
59	30.5
60	58.2
61	0.085
62	0.77
63	0.54
64	1.09
65	1.08
66	0.63
67	0.90
68	9.2
69	0.37
70	6.0
71	13.6
72	14.2
73	13.1
74	9.9
75	13.0
76	18.3
77	9.0
78	>75
79	2.5
80	>75
81	12.8
82	>75
83	0.96
84	>75
85	2.9
86	1.4

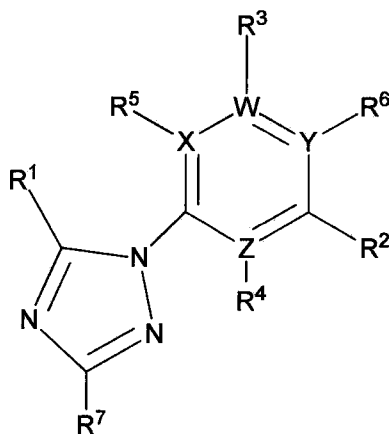
87	10.6
88	2.0
89	2.6
90	38
91	0.49
92	0.40
93	3.1
94	5.3
95	2.1
96	3.9
97	1.1
98	4.2
99	73
100	13.8
101	5.8
102	>75
103	2.9
104	69.5
105	>75
106	2.8
107	60.7
108	14.2
109	1.4
110	18.4
111	1.3
112	0.68
113	0.62
114	1.2
115	1.9
116	1.2
118	1.7
119	1.2

120	1.1
121	3.1
122	1.2
123	4.2
124	1.5
125	19
126	2.0
127	6.0
128	38
129	43
130	1.6
131	0.88
132	0.75
133	0.37
134	0.58
135	1.1
136	0.42
137	0.84
138	1.3

While the invention has been described and illustrated with reference to certain particular embodiments thereof, those skilled in the art will appreciate that various adaptations, changes, modifications, substitutions, deletions, or additions of procedures and protocols may be made without departing from the spirit and scope of the invention.

## WHAT IS CLAIMED IS:

## 1. A compound of the formula I:



5

I

wherein:

W, X, Y, and Z are independently selected from the group consisting of:

X=Y=N and Z=W=C,

X=Z=N and Y=W=C,

10 Y=Z=N and X=W=C,

Y=Z=W=C and X=N,

X=W=Z=C and Y=N, and

W=X=N and Y=Z=C;

15 R represents H, or C<sub>1-6</sub>alkyl,

R<sup>1</sup> is selected from the groups consisting of hydrogen, (CH<sub>2</sub>)<sub>n</sub>OR, (CH<sub>2</sub>)<sub>n</sub>N(R)<sub>2</sub>, (CH<sub>2</sub>)<sub>n</sub>C<sub>3-10</sub> cycloalkyl, (CH<sub>2</sub>)<sub>n</sub>C<sub>6-10</sub> aryl, C<sub>1-6</sub>alkyl, and (CH<sub>2</sub>)<sub>n</sub>C<sub>5-10</sub> heterocycle, said alkyl, cycloalkyl, heterocycle, and aryl optionally substituted with 1 to 3 groups of R<sup>a</sup>;

20

R<sup>2</sup> is selected from the group consisting of:

- (1) halogen,
- (2) C<sub>1-6</sub>alkyl, which is unsubstituted or substituted with 1 to 3 groups of R<sup>a</sup>,
- (3) (CH<sub>2</sub>)<sub>n</sub>C<sub>6-10</sub>aryl, which is unsubstituted or substituted with 1 to 3 groups of R<sup>a</sup>,

- (4)  $-O-(CH_2)_n C_{5-10}$  heterocycle, which is unsubstituted or substituted with 1 to 3 groups of  $R^a$ ,  
 (5)  $-(CH_2)_n C_{5-10}$  heterocycle, which is unsubstituted or substituted with 1 to 3 groups of  $R^a$ ,  
 5 (6)  $-(CH_2)_n C_{3-10}$  cycloalkyl, which is unsubstituted or substituted with 1 to 3 groups of  $R^a$ ,  
 (7)  $C_{2-6}$ alkenyl $C_{5-10}$  heterocycle, which is unsubstituted or substituted with 1 to 3 groups of  $R^a$ ;  
 (8)  $C_{2-6}$ alkynyl $C_{5-10}$  heterocycle, which is unsubstituted or substituted with 1 to 3 groups of  $R^a$ ; and  
 10 (9)  $C_{2-6}$ alkenyl, which is unsubstituted or substituted with 1 to 3 groups of  $R^a$ ;

$R^3$  and  $R^4$  are absent when Z or W is N, and are independently selected from the group consisting of H,  $-O-R$ , CN,  $O(CH_2)_n OR$ ,  $-OCHR(CH_2)_n OR$ , SR,  $SO_2R$ ,  $S(O)R$ ,  $N(R)_2$ ,  $C(O)N(R)_2$ ,  $C_{1-3}$  haloalkyl,  $O(CH_2)_n C_{1-3}$ haloalkyl,  $-O(CH_2)_n C_{3-6}$ cycloalkyl,  $(CH_2)_n C_{5-10}$ heterocycle,  $-O(CH_2)_n C_{5-10}$ heterocycle,  $C_{1-6}$ alkyl, and  $C_{3-10}$ cycloalkyl when Z or W is C,  
 15 said alkyl, cycloalkyl, and heterocycle unsubstituted or substituted with 1 to 3 groups of  $R^a$ ;

$R^5$  and  $R^6$  are absent when X or Y is N, and are independently selected from the group consisting of H, and CN, when X or Y is C;

20  $R^7$  is selected from the group consisting of  $C_{1-6}$  alkyl, halo, or hydrogen;

$R^a$  is selected from the group consisting of:

- (1) halogen,  
 25 (2) hydroxyl,  
 (3)  $C_{1-6}$ alkyl,  
 (4)  $-(CH_2)_n O-R$ ,  
 (5)  $(CH_2)_n C_{6-10}$ aryl,  
 (6)  $(CH_2)_n C_{5-10}$  heterocycle,  
 30 (7)  $OC_{1-5}$  haloalkyl;  
 (8)  $CO_2R$ ;  
 (9)  $C(O)N(R)_2$ ;  
 (10)  $(CH_2)_n C(O)R$ ;  
 (11) CN,  
 35 (12)  $(CH_2)_n N(R)_2$ ;  
 (13)  $(CH_2)_n C_{3-6}$ cycloalkyl,

(14)  $(\text{CH}_2)_n\text{C}_{1-3}$  haloalkyl;

said cycloalkyl, aryl and heterocycle optionally substituted with 1 to 3 groups of  $\text{R}^b$ ;

5  $\text{R}^b$  is selected from the group consisting of  $(\text{CH}_2)_n\text{C}_{1-3}$  haloalkyl;  $(\text{CH}_2)_n\text{C}_{3-6}$  cycloalkyl,  $(\text{CH}_2)_n\text{C}_{5-10}$  heterocycle,  $(\text{CH}_2)_n\text{C}_{6-10}$  aryl,  $(\text{CH}_2)_n\text{N}(\text{R})_2$ , halogen, CN,  $\text{OC}_{1-4}$  haloalkyl,  $\text{C}_{1-6}$  alkyl, and OR, said heterocycle unsubstituted or substituted with 1 to 3 groups of  $\text{C}_{1-6}$  alkyl; and

10  $n$  represents 0-4,

or a pharmaceutically acceptable salt thereof.

2. The compound according to claim 1 wherein  $\text{R}^2$  is selected from the group  
15 consisting of halogen,  $(\text{CH}_2)_n\text{C}_{3-10}$  cycloalkyl,  $(\text{CH}_2)_n\text{C}_{5-10}$  heterocycle,  $\text{C}_{2-6}$  alkenyl,  $\text{C}_{2-6}$  alkenyl $\text{C}_{5-10}$  heterocycle,  $\text{C}_{2-6}$  alkynyl $\text{C}_{5-10}$  heterocycle,  $-\text{O}-(\text{CH}_2)_n\text{C}_{5-10}$  heterocycle, said alkyl, heterocyclyl, alkenyl, and cycloalkyl optionally substituted with 1 to 3 groups of  $\text{R}^a$ .

3. The compound according to claim 2 wherein  $\text{R}^2$  is selected from the group  
20 consisting of chlorine, fluorine, optionally substituted cyclopropyl, quinolinyl, pyrimidinyl, pyridyl, and naphthyridinyl, optionally substituted  $\text{C}_{2-6}$  alkenyl $\text{C}_{5-10}$  heterocycle,  $\text{C}_{2-6}$  alkynyl $\text{C}_{5-10}$  heterocycle,  $\text{O}-(\text{CH}_2)_n\text{C}_{5-10}$  heterocycle, wherein the heterocycle on the alkenyl-heterocycle and alkynyl-heterocycle is selected from the group consisting of quinolinyl, pyrimidinyl, pyridyl, and naphthyridinyl.

4. The compound according to claim 1 wherein  $\text{R}^3$ , when present,  
25 is selected from the group consisting of hydrogen,  $\text{C}_{1-6}$  alkyl,  $\text{O}(\text{CH}_2)_2\text{OH}$ , OR,  $\text{O}(\text{CH}_2)_2\text{OCH}_3$ ,  $\text{OCHRCH}_2\text{OCH}_3$ , SR,  $\text{O}(\text{CH}_2)_n\text{CH}_2\text{F}$ ,  $\text{O}(\text{CH}_2)_n\text{CF}_3$ ,  $\text{C}(\text{O})\text{N}(\text{R})_2$ ,  $\text{N}(\text{R})_2$ , or optionally substituted  $\text{O}(\text{CH}_2)_n\text{C}_{3-6}$  cycloalkyl,  $(\text{CH}_2)_n\text{C}_{5-10}$  heterocycle,  $\text{C}_{1-6}$  alkyl, and  $\text{C}_{3-10}$  cycloalkyl and  $\text{R}^4$ , when present, is hydrogen.

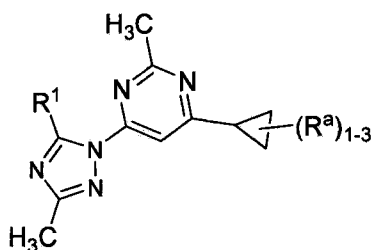
5. The compound according to claim 1 wherein  $\text{R}^1$  is  $\text{C}_{1-6}$  alkyl,  $(\text{CH}_2)_n\text{C}_{3-10}$   
30 cycloalkyl,  $(\text{CH}_2)_n\text{C}_{6-10}$  aryl, and  $(\text{CH}_2)_n\text{C}_{5-10}$  heterocycle, wherein the cycloalkyl, aryl and heterocycle are selected from the group consisting of optionally substituted phenyl, tetrahydrofuranyl, pyranyl, piperidinyl, cyclohexyl, pyridyl, thiazolyl, pyrazinyl, cyclopropyl and cyclohexyl.

6. The compound according to claim 1 wherein X=Y=N and Z=W=C, R<sup>1</sup> is selected from the group consisting of optionally substituted C<sub>1-6</sub> alkyl, (CH<sub>2</sub>)<sub>n</sub>phenyl, (CH<sub>2</sub>)<sub>n</sub>pyrazinyl, and (CH<sub>2</sub>)<sub>n</sub>pyridyl, R<sup>5</sup> and R<sup>6</sup> are absent, R<sup>7</sup> is methyl, R<sup>3</sup> is methyl, and R<sup>2</sup> is cyclopropyl substituted with one optionally substituted benzimidazole.

5 7. The compound according to claim 1 wherein Y=Z=W=C and X=N, R<sup>1</sup> is optionally substituted C<sub>1-6</sub> alkyl, (CH<sub>2</sub>)<sub>n</sub>phenyl, (CH<sub>2</sub>)<sub>n</sub>pyrazinyl, or (CH<sub>2</sub>)<sub>n</sub>pyridyl, R<sup>5</sup> is absent, R<sup>7</sup> is methyl, R<sup>3</sup> is methyl, and R<sup>2</sup> is cyclopropyl substituted with optionally substituted benzimidazole.

8. The compound according to claim 1 wherein X=W=Z=C and Y=N, or  
10 W=X=N and Y=Z=CH, R<sup>1</sup> is optionally substituted C<sub>1-6</sub> alkyl, (CH<sub>2</sub>)<sub>n</sub>phenyl, (CH<sub>2</sub>)<sub>n</sub>pyrazinyl, or (CH<sub>2</sub>)<sub>n</sub>pyridyl, R<sup>6</sup> is absent, R<sup>7</sup> is methyl, R<sup>3</sup> is methyl, and R<sup>2</sup> is cyclopropyl substituted with optionally substituted benzimidazole.

9. The compound according to claim 1 of formula I represented by structural formula II:

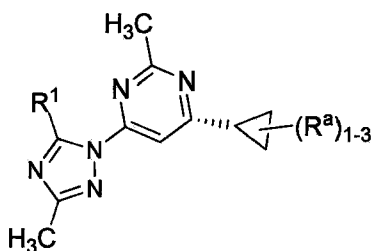


15

II

or a pharmaceutically acceptable salt thereof, wherein R<sup>1</sup>, and R<sup>a</sup> are as originally described.

10. The compound according to claim 1 of formula I represented by structural  
20 formula IIa:

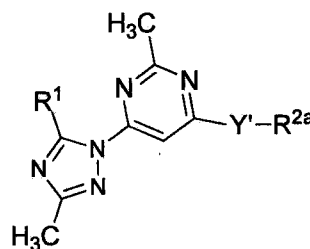


IIa

or a pharmaceutically acceptable salt thereof, wherein R<sup>1</sup>, and R<sup>a</sup> are as originally described

11. The compound according to claim 10 wherein R<sup>1</sup> is C<sub>1-6</sub>alkyl, (CH<sub>2</sub>)<sub>n</sub>C<sub>3-10</sub> cycloalkyl, (CH<sub>2</sub>)<sub>n</sub>C<sub>6-10</sub> aryl, and (CH<sub>2</sub>)<sub>n</sub>C<sub>5-10</sub> heterocycle, wherein the cycloalkyl, aryl and heterocycle are selected from the group consisting of optionally substituted phenyl, tetrahydrofuranyl, pyranyl, piperidinyl, cyclohexyl, pyridyl, thiazolyl, pyrazinyl, cyclopropyl and cyclohexyl and wherein there is one R<sup>a</sup> off of the cyclopropyl, said R<sup>a</sup> selected from the group consisting of halogen, CO<sub>2</sub>R, COR, (CH<sub>2</sub>)<sub>n</sub>C<sub>5-10</sub> heterocycle, and (CH<sub>2</sub>)<sub>n</sub>C<sub>6-10</sub> aryl, said heterocycle and aryl optionally substituted with 1 to 3 groups of R<sup>b</sup> and the aryl and heterocycle off the cyclopropyl is selected from the group consisting of optionally substituted pyridyl, benzimidazolyl, thiazolyl, dihydropyrrolopyrazolyl, imidazolylpyridinyl, tetrahydropyrazolopyridinyl, naphthyridinyl, oxadiazolyl, thiadiazolyl, pentapyrazolyl, and benzthiazolyl.

12. The compound according to claim 1 of formula I represented by structural formula III:



III

or a pharmaceutically acceptable salt thereof, wherein R<sup>1</sup> is as originally described, Y' is selected from the group consisting of -CH<sub>2</sub>CH<sub>2</sub>-, -C≡C-, -CH=CH-, and -OCH<sub>2</sub>-, and R<sup>2a</sup> is C<sub>5-10</sub> heterocycle, said heterocycle optionally substituted with 1 to 3 groups of R<sup>a</sup>.

13. The compound according to claim 12 wherein R<sup>2a</sup> is selected from the group consisting of pyrimidinyl, quinolinyl, pyridyl, and naphthyridinyl, any of which are optionally substituted with 1 to 3 groups of R<sup>a</sup>, R<sup>1</sup> is selected from the group consisting of optionally substituted methyl, ethyl, propyl, isopropyl, butyl, (CH<sub>2</sub>)phenyl, cyclopropyl, cyclohexyl, (CH<sub>2</sub>)thiazolyl, (CH<sub>2</sub>)pyrazinyl, (CH<sub>2</sub>)<sub>0-1</sub>pyridyl, piperidinyl, pyranyl, and pyrrolidinyl, and R<sup>2a</sup> is selected from the group consisting of optionally substituted pyrimidinyl, quinolinyl, pyridyl, and naphthyridinyl substituted with 1 to 3 groups of R<sup>a</sup>.

14. A compound which is:

- 4-chloro-6-(5-(3,4-dimethoxybenzyl)-1H-1,2,4-triazol-1-yl)-2-methylpyrimidine,  
2-((6-(5-(3,4-dimethoxybenzyl)-3-methyl-1H-1,2,4-triazol-1-yl)-2-methylpyrimidin-4-yl)ethynyl)quinoline,  
2-(2-(6-(5-(3,4-dimethoxybenzyl)-3-methyl-1H-1,2,4-triazol-1-yl)-2-methylpyrimidin-4-yl)ethyl)quinoline,  
5 2-((6-(5-(3,4-dimethoxybenzyl)-3-methyl-1H-1,2,4-triazol-1-yl)-2-methylpyrimidin-4-yloxy)methyl)quinoline,  
4-(5-(3,4-dimethoxybenzyl)-3-methyl-1H-1,2,4-triazol-1-yl)-2-methyl-6-(2-(5-methylpyridin-2-yl)ethyl)pyrimidine,  
10 4-chloro-6-(5-((5,6-dimethoxypyridin-2-yl)methyl)-3-methyl-1H-1,2,4-triazol-1-yl)-2-methylpyrimidine,  
2-((6-(5-((5,6-dimethoxypyridin-2-yl)methyl)-3-methyl-1H-1,2,4-triazol-1-yl)-2-methylpyrimidin-4-yl)ethynyl)quinoline,  
2-(2-(6-(5-((5,6-dimethoxypyridin-2-yl)methyl)-3-methyl-1H-1,2,4-triazol-1-yl)-2-  
15 methylpyrimidin-4-yl)ethyl)quinoline,  
2,5-dimethyl-4-((3-methyl-1-(2-methyl-6-(quinolin-2-ylmethoxy)pyrimidin-4-yl)-1H-1,2,4-triazol-5-yl)methyl)thiazole,  
4-(5-(3,4-dimethoxybenzyl)-3-methyl-1H-1,2,4-triazol-1-yl)-2-methyl-6-vinylpyrimidine,  
4-chloro-6-(5-((5,6-dimethoxypyrazin-2-yl)methyl)-3-methyl-1H-1,2,4-triazol-1-yl)-2-  
20 methylpyrimidine,  
(E)-2-(2-(6-(5-(3,4-dimethoxybenzyl)-3-methyl-1H-1,2,4-triazol-1-yl)-2-methylpyrimidin-4-yl)vinyl)-1,5-naphthyridine,  
2-((6-(5-(3,4-dimethoxybenzyl)-3-methyl-1H-1,2,4-triazol-1-yl)-2-methylpyrimidin-4-yl)ethynyl)-1,5-naphthyridine,  
25 2-(2-(6-(5-((5,6-dimethoxypyrazin-2-yl)methyl)-3-methyl-1H-1,2,4-triazol-1-yl)-2-methylpyrimidin-4-yl)ethyl)quinoline,  
2-(2-(6-(5-(3,4-dimethoxybenzyl)-3-methyl-1H-1,2,4-triazol-1-yl)-2-methylpyrimidin-4-yl)ethyl)-1,5-naphthyridine,  
trans-ethyl-2-(6-(5-(3,4-dimethoxybenzyl)-3-methyl-1H-1,2,4-triazol-1-yl)-2-methylpyrimidin-4-  
30 yl)cyclopropanecarboxylate,  
(E)-2-(2-(6-(5-(3,4-dimethoxybenzyl)-3-methyl-1H-1,2,4-triazol-1-yl)-2-methylpyrimidin-4-yl)vinyl)quinoline,  
(E)-4-(5-(3,4-dimethoxybenzyl)-3-methyl-1H-1,2,4-triazol-1-yl)-2-methyl-6-(2-(pyridin-2-yl)vinyl)pyrimidine,  
35 (E)-4-(5-(3,4-dimethoxybenzyl)-3-methyl-1H-1,2,4-triazol-1-yl)-2-methyl-6-(2-(5-methylpyridin-2-yl)vinyl)pyrimidine,

- 2-(6-(5-(3,4-dimethoxybenzyl)-3-methyl-1H-1,2,4-triazol-1-yl)-2-methylpyrimidin-4-yl)cyclopropanecarboxylic acid,  
2-(6-(5-(3,4-dimethoxybenzyl)-3-methyl-1H-1,2,4-triazol-1-yl)-2-methylpyrimidin-4-yl)-N-methylcyclopropanecarboxamide,  
5 1-(2-(6-(5-(3,4-dimethoxybenzyl)-3-methyl-1H-1,2,4-triazol-1-yl)-2-methylpyrimidin-4-yl)cyclopropyl)ethanone,  
5-(2-(6-(5-(3,4-dimethoxybenzyl)-3-methyl-1H-1,2,4-triazol-1-yl)-2-methylpyrimidin-4-yl)cyclopropyl)-3-methyl-1,2,4-oxadiazole,  
2-((1S,2S)-2-(6-(5-(3,4-dimethoxybenzyl)-3-methyl-1H-1,2,4-triazol-1-yl)-2-methylpyrimidin-4-yl)cyclopropyl)-1H-benzo[d]imidazole,  
10 2-((1R,2R)-2-(6-(5-(3,4-dimethoxybenzyl)-3-methyl-1H-1,2,4-triazol-1-yl)-2-methylpyrimidin-4-yl)cyclopropyl)-1H-benzo[d]imidazole,  
2-(2-(6-(5-(3,4-dimethoxybenzyl)-3-methyl-1H-1,2,4-triazol-1-yl)-2-methylpyrimidin-4-yl)cyclopropyl)-5-methyl-1,3,4-oxadiazole,  
15 2-(2-(6-(5-(3,4-dimethoxybenzyl)-3-methyl-1H-1,2,4-triazol-1-yl)-2-methylpyrimidin-4-yl)cyclopropyl)-1-methyl-1H-benzo[d]imidazole,  
2-(2-(6-(5-(3,4-dimethoxybenzyl)-3-methyl-1H-1,2,4-triazol-1-yl)-2-methylpyrimidin-4-yl)cyclopropyl)-5-methyl-1,3,4-thiadiazole,  
4-(5-(3,4-dimethoxybenzyl)-3-methyl-1H-1,2,4-triazol-1-yl)-6-(2-iodocyclopropyl)-2-  
20 methylpyrimidine,  
4-(3,5-dimethyl-1H-1,2,4-triazol-1-yl)-2-methyl-6-chloropyrimidine,  
4-(3,5-dimethyl-1H-1,2,4-triazol-1-yl)-2-methyl-6-vinylpyrimidine,  
Ethyl-2-(6-(3,5-dimethyl-1H-1,2,4-triazol-1-yl)-2-methylpyrimidin-4-yl)cyclopropanecarboxylate,  
25 Trans-2-(2-(6-(5-(3,4-dimethoxybenzyl)-3-methyl-1H-1,2,4-triazol-1-yl)-2-methylpyrimidin-4-yl)cyclopropyl)-1,5-naphthyridine,  
Cis-2-(2-(6-(5-(3,4-dimethoxybenzyl)-3-methyl-1H-1,2,4-triazol-1-yl)-2-methylpyrimidin-4-yl)cyclopropyl)-1,5-naphthyridine,  
4-(5-(3,4-dimethoxybenzyl)-3-methyl-1H-1,2,4-triazol-1-yl)-2-methyl-6-(2-(5-methylpyridin-2-yl)cyclopropyl)pyrimidine,  
30 2-(2-(6-(3,5-dimethyl-1H-1,2,4-triazol-1-yl)-2-methylpyrimidin-4-yl)cyclopropyl)-1-methyl-1H-benzo[d]imidazole,  
2-((1R,2R)-2-(6-(3,5-dimethyl-1H-1,2,4-triazol-1-yl)-2-methylpyrimidin-4-yl)cyclopropyl)-1-methyl-1H-benzo[d]imidazole,  
35 2-(2-(6-(5-(3,4-dimethoxybenzyl)-3-methyl-1H-1,2,4-triazol-1-yl)-2-methylpyrimidin-4-yl)cyclopropyl)-1H-benzo[d]imidazole,

- 3,5-dimethyl-1-(2-methyl-6-(2-(5-methyl-1,3,4-oxadiazol-2-yl)cyclopropyl)pyrimidin-4-yl)-1H-1,2,4-triazol-4-ium,  
2-(2-(6-(3,5-dimethyl-1H-1,2,4-triazol-1-yl)-2-methylpyrimidin-4-yl)cyclopropyl)-5-methyl-1,3,4-thiadiazole,  
5 2-(2-(6-(3,5-dimethyl-1H-1,2,4-triazol-1-yl)-2-methylpyrimidin-4-yl)cyclopropyl)-1H-benzo[d]imidazole,  
2-(2-(6-(5-(3,4-dimethoxybenzyl)-3-methyl-1H-1,2,4-triazol-1-yl)-2-methylpyrimidin-4-yl)cyclopropyl)-5,6-dihydro-4H-pyrrolo[1,2-b]pyrazole,  
4-(5-(3,4-dimethoxybenzyl)-3-methyl-1H-1,2,4-triazol-1-yl)-6-(2-(5-methoxypyridin-2-yl)cyclopropyl)-2-methylpyrimidine,  
10 4-(5-benzyl-3-methyl-1H-1,2,4-triazol-1-yl)-6-chloro-2-methylpyrimidine,  
4-chloro-6-(5-(4-methoxybenzyl)-3-methyl-1H-1,2,4-triazol-1-yl)-2-methylpyrimidine,  
4-(5-benzyl-3-methyl-1H-1,2,4-triazol-1-yl)-2-methyl-6-vinylpyrimidine,  
4-(5-(4-methoxybenzyl)-3-methyl-1H-1,2,4-triazol-1-yl)-2-methyl-6-vinylpyrimidine,  
15 4-chloro-6-(5-isopropyl-3-methyl-1H-1,2,4-triazol-1-yl)-2-methylpyrimidine,  
4-(5-benzyl-3-methyl-1H-1,2,4-triazol-1-yl)-2-methyl-6-(2-(5-methylpyridin-2-yl)cyclopropyl)pyrimidine,  
4-(3,5-dimethyl-1H-1,2,4-triazol-1-yl)-2-methyl-6-(2-(5-methylpyridin-2-yl)ethyl)pyrimidine,  
2-(2-(6-(3,5-dimethyl-1H-1,2,4-triazol-1-yl)-2-methylpyrimidin-4-yl)cyclopropyl)-1-phenyl-1H-  
20 benzo[d]imidazole,  
1-benzyl-2-(2-(6-(3,5-dimethyl-1H-1,2,4-triazol-1-yl)-2-methylpyrimidin-4-yl)cyclopropyl)-1H-benzo[d]imidazole,  
2-(2-(6-(3,5-dimethyl-1H-1,2,4-triazol-1-yl)-2-methylpyrimidin-4-yl)cyclopropyl)-6-fluoro-1H-benzo[d]imidazole,  
25 2-(2-(6-(3,5-dimethyl-1H-1,2,4-triazol-1-yl)-2-methylpyrimidin-4-yl)cyclopropyl)-5,6-difluoro-1H-benzo[d]imidazole,  
2-(2-(6-(3,5-dimethyl-1H-1,2,4-triazol-1-yl)-2-methylpyrimidin-4-yl)cyclopropyl)-7-methyl-1H-benzo[d]imidazole,  
2-(2-(6-(5-isopropyl-3-methyl-1H-1,2,4-triazol-1-yl)-2-methylpyrimidin-4-yl)cyclopropyl)-1-  
30 methyl-1H-benzo[d]imidazole,  
6-chloro-2-(2-(6-(3,5-dimethyl-1H-1,2,4-triazol-1-yl)-2-methylpyrimidin-4-yl)cyclopropyl)-1H-benzo[d]imidazole,  
2-(2-(6-(3,5-dimethyl-1H-1,2,4-triazol-1-yl)-2-methylpyrimidin-4-yl)cyclopropyl)-6-methyl-1H-benzo[d]imidazole,  
35 2-(2-(6-(3,5-dimethyl-1H-1,2,4-triazol-1-yl)-2-methylpyrimidin-4-yl)cyclopropyl)-6-methoxy-1H-benzo[d]imidazole,

- 6-(difluoromethoxy)-2-(2-(6-(3,5-dimethyl-1H-1,2,4-triazol-1-yl)-2-methylpyrimidin-4-yl)cyclopropyl)-1H-benzo[d]imidazole,  
4-(3,5-dimethyl-1H-1,2,4-triazol-1-yl)-6-[(1R,2R)-2-(1-methyl-1H-benzimidazol-2-yl)cyclopropyl]pyrimidine-2-carbonitrile,  
5 4-(3,5-dimethyl-1H-1,2,4-triazol-1-yl)-N-methyl-6-[(1R,2R)-2-(1-methyl-1H-benzimidazol-2-yl)cyclopropyl]pyrimidin-2-amine,  
2-{(1R,2R)-2-[6-(3,5-dimethyl-1H-1,2,4-triazol-1-yl)-2-ethoxypyrimidin-4-yl]cyclopropyl}-1-methyl-1H-benzimidazole,  
2-({4-(3,5-dimethyl-1H-1,2,4-triazol-1-yl)-6-[(1R,2R)-2-(1-methyl-1H-benzimidazol-2-yl)cyclopropyl]pyrimidin-2-yl}oxy)ethanol,  
10 2-{(1R,2R)-2-[6-(3,5-dimethyl-1H-1,2,4-triazol-1-yl)-2-(2-methoxyethoxy)pyrimidin-4-yl]cyclopropyl}-1-methyl-1H-benzimidazole,  
2-[(1R,2R)-2-{6-(3,5-dimethyl-1H-1,2,4-triazol-1-yl)-2-[(1R)-2-methoxy-1-methylethoxy]pyrimidin-4-yl}cyclopropyl]-1-methyl-1H-benzimidazole,  
15 2-[(1R,2R)-2-{6-(3,5-dimethyl-1H-1,2,4-triazol-1-yl)-2-[(1S)-2-methoxy-1-methylethoxy]pyrimidin-4-yl}cyclopropyl]-1-methyl-1H-benzimidazole,  
2-{(1R,2R)-2-[6-(3,5-dimethyl-1H-1,2,4-triazol-1-yl)-2-methylpyrimidin-4-yl]cyclopropyl}-6-fluoro-1H-benzimidazole,  
2-{(1R,2R)-2-[6-(3,5-dimethyl-1H-1,2,4-triazol-1-yl)-2-(methylsulfanyl)pyrimidin-4-yl]cyclopropyl}-1-methyl-1H-benzimidazole,  
20 2-{2-[6-(3,5-dimethyl-1H-1,2,4-triazol-1-yl)-2-methylpyrimidin-4-yl]cyclopropyl}-1-(tetrahydro-2H-pyran-2-ylmethyl)-1H-benzimidazole,  
2-{2-[6-(3,5-dimethyl-1H-1,2,4-triazol-1-yl)-2-methylpyrimidin-4-yl]cyclopropyl}-1-(1-methylethyl)-1H-benzimidazole,  
25 2-(2-{2-[6-(3,5-dimethyl-1H-1,2,4-triazol-1-yl)-2-methylpyrimidin-4-yl]cyclopropyl}-1H-benzimidazol-1-yl)-N,N-dimethylethanamine,  
2-{2-[6-(3,5-dimethyl-1H-1,2,4-triazol-1-yl)-2-methylpyrimidin-4-yl]cyclopropyl}-1-(pyridin-2-ylmethyl)-1H-benzimidazole,  
2-{2-[6-(3,5-dimethyl-1H-1,2,4-triazol-1-yl)-2-methylpyrimidin-4-yl]cyclopropyl}-1-(pyridin-3-ylmethyl)-1H-benzimidazole,  
30 2-{2-[6-(3,5-dimethyl-1H-1,2,4-triazol-1-yl)-2-methylpyrimidin-4-yl]cyclopropyl}-1-(tetrahydrofuran-2-ylmethyl)-1H-benzimidazole,  
2-{2-[6-(3,5-dimethyl-1H-1,2,4-triazol-1-yl)-2-methylpyrimidin-4-yl]cyclopropyl}-1-(pyridin-4-ylmethyl)-1H-benzimidazole,  
35 1-methyl-2-{(1R,2R)-2-[2-methyl-6-(3-methyl-1H-1,2,4-triazol-1-yl)pyrimidin-4-yl]cyclopropyl}-1H-benzimidazole,

- 3-methyl-1-{2-methyl-6-[2-(1-methyl-1H-benzimidazol-2-yl)cyclopropyl]pyrimidin-4-yl}-1H-1,2,4-triazol-5-ol,
- 2-{2-[6-(5-cyclohexyl-3-methyl-1H-1,2,4-triazol-1-yl)-2-methylpyrimidin-4-yl]cyclopropyl}-1-methyl-1H-benzimidazole,
- 5 2-{2-[6-(3,5-dimethyl-1H-1,2,4-triazol-1-yl)-2-methylpyrimidin-4-yl]cyclopropyl}-1-methyl-1H-imidazo[4,5-b]pyridine,
- 1-methyl-2-{2-[2-methyl-6-(3-methyl-5-pyridin-3-yl-1H-1,2,4-triazol-1-yl)pyrimidin-4-yl]cyclopropyl}-1H-benzimidazole,
- 1-methyl-2-{2-[2-methyl-6-(3-methyl-5-pyridin-2-yl-1H-1,2,4-triazol-1-yl)pyrimidin-4-yl]cyclopropyl}-1H-benzimidazole,
- 10 2-{2-[6-(5-ethyl-3-methyl-1H-1,2,4-triazol-1-yl)-2-methylpyrimidin-4-yl]cyclopropyl}-1-methyl-1H-benzimidazole,
- tert-butyl 4-(3-methyl-1-{2-methyl-6-[2-(1-methyl-1H-benzimidazol-2-yl)cyclopropyl]pyrimidin-4-yl}-1H-1,2,4-triazol-5-yl)piperidine-1-carboxylate,
- 15 2-{2-[6-(5-cyclopropyl-3-methyl-1H-1,2,4-triazol-1-yl)-2-methylpyrimidin-4-yl]cyclopropyl}-1-methyl-1H-benzimidazole,
- 2-[2-{6-[5-(methoxymethyl)-3-methyl-1H-1,2,4-triazol-1-yl]-2-methylpyrimidin-4-yl}cyclopropyl]-1-methyl-1H-benzimidazole,
- N,N-dimethyl-1-(3-methyl-1-{2-methyl-6-[2-(1-methyl-1H-benzimidazol-2-yl)cyclopropyl]pyrimidin-4-yl}-1H-1,2,4-triazol-5-yl)methanamine,
- 20 2-[(1R,2R)-2-[6-(3-bromo-5-methyl-1H-1,2,4-triazol-1-yl)-2-methylpyrimidin-4-yl]cyclopropyl]-1-methyl-1H-benzimidazole,
- 2-[(1R,2R)-2-[6-(3,5-dimethyl-1H-1,2,4-triazol-1-yl)-2-methylpyrimidin-4-yl]cyclopropyl]-1H-benzimidazole,
- 25 2-[(1S,2S)-2-[6-(3,5-dimethyl-1H-1,2,4-triazol-1-yl)-2-methylpyrimidin-4-yl]cyclopropyl]-1H-benzimidazole,
- 2-[(1R,2R)-2-{6-[5-(methoxymethyl)-3-methyl-1H-1,2,4-triazol-1-yl]-2-methylpyrimidin-4-yl}cyclopropyl]-1-methyl-1H-benzimidazole,
- 2-[(1R,2R)-2-[6-(5-ethyl-3-methyl-1H-1,2,4-triazol-1-yl)-2-methylpyrimidin-4-yl]cyclopropyl}-1-methyl-1H-benzimidazole,
- 30 1-methyl-1H-benzimidazole,
- 2-[(1R,2R)-2-{6-[5-(fluoromethyl)-3-methyl-1H-1,2,4-triazol-1-yl]-2-methylpyrimidin-4-yl}cyclopropyl]-1-methyl-1H-benzimidazole,
- 2-[(1R,2R)-2-{6-[5-(methoxymethyl)-1H-1,2,4-triazol-1-yl]-2-methylpyrimidin-4-yl}cyclopropyl]-1-methyl-1H-benzimidazole,
- 35 2-[(1R,2R)-2-(6-{5-[(1S)-1-methoxyethyl]-3-methyl-1H-1,2,4-triazol-1-yl}-2-methylpyrimidin-4-yl)cyclopropyl]-1-methyl-1H-benzimidazole,

- 1-methyl-2-[(1R,2R)-2-{2-methyl-6-[3-methyl-5-(1-methylpiperidin-4-yl)-1H-1,2,4-triazol-1-yl]pyrimidin-4-yl}cyclopropyl]-1H-benzimidazole,  
1-methyl-2-[(1R,2R)-2-{2-methyl-6-[3-methyl-5-(tetrahydro-2H-pyran-4-yl)-1H-1,2,4-triazol-1-yl]pyrimidin-4-yl}cyclopropyl]-1H-benzimidazole,  
5 2-(3-methyl-1-{2-methyl-6-[(1R,2R)-2-(1-methyl-1H-benzimidazol-2-yl)cyclopropyl]pyrimidin-4-yl}-1H-1,2,4-triazol-5-yl)propan-2-ol,  
2-{2-[6-(3,5-dimethyl-1H-1,2,4-triazol-1-yl)-2-methylpyrimidin-4-yl]ethyl}-1,5-naphthyridine,  
2-[(1R,2R)-2-[6-(5-tert-butyl-3-methyl-1H-1,2,4-triazol-1-yl)-2-methylpyrimidin-4-yl]cyclopropyl]-1-methyl-1H-benzimidazole,  
10 1-methyl-2-[(1R,2R)-2-(2-methyl-6-{3-methyl-5-[(2S)-tetrahydrofuran-2-yl]-1H-1,2,4-triazol-1-yl}pyrimidin-4-yl)cyclopropyl]-1H-benzimidazole,  
2-[(1S,2S)-2-[6-(3,5-dimethyl-1H-1,2,4-triazol-1-yl)-2-methylpyrimidin-4-yl]cyclopropyl]-1-(2-fluoroethyl)-1H-benzimidazole,  
2-[(1S,2S)-2-[6-(3,5-dimethyl-1H-1,2,4-triazol-1-yl)-2-methylpyrimidin-4-yl]cyclopropyl]-1-(2-  
15 fluoroethyl)-1H-benzimidazole,  
2-[(1S,2S)-2-[6-(3,5-dimethyl-1H-1,2,4-triazol-1-yl)-2-methylpyrimidin-4-yl]cyclopropyl]-1,3-benzothiazole,  
4-(3,5-dimethyl-1H-1,2,4-triazol-1-yl)-2-methyl-6-[(1S,2S)-2-[5-(1-methyl-1H-pyrazol-3-yl)-1,3,4-thiadiazol-2-yl]cyclopropyl]pyrimidine,  
20 2-[(1R,2R)-2-[6-(3,5-diethyl-1H-1,2,4-triazol-1-yl)-2-methylpyrimidin-4-yl]cyclopropyl]-1-methyl-1H-benzimidazole,  
2-[(1R,2R)-2-[6-(3,5-dimethyl-1H-1,2,4-triazol-1-yl)-2-methylpyrimidin-4-yl]cyclopropyl]-4,5,6,7-tetrahydropyrazolo[1,5-a]pyridine,  
trans-2-{2-[4-(3,5-dimethyl-1H-1,2,4-triazol-1-yl)-6-methylpyridin-2-yl]cyclopropyl}-1-methyl-  
25 1H-benzimidazole,  
trans-2-{2-[6-(3,5-dimethyl-1H-1,2,4-triazol-1-yl)-2-(trifluoromethyl)pyrimidin-4-yl]cyclopropyl}-1-methyl-1H-benzimidazole,  
trans-2-{2-[2-(3,5-dimethyl-1H-1,2,4-triazol-1-yl)-6-methylpyridin-4-yl]cyclopropyl}-1-methyl-1H-benzimidazole,  
30 trans-2-{2-[6-(3,5-dimethyl-1H-1,2,4-triazol-1-yl)-2-methoxypyrimidin-4-yl]cyclopropyl}-1-methyl-1H-benzimidazole,  
trans-2-{2-[2-cyclopropyl-6-(3,5-dimethyl-1H-1,2,4-triazol-1-yl)pyrimidin-4-yl]cyclopropyl}-1-methyl-1H-benzimidazole,  
trans-2-{2-[6-(3,5-dimethyl-1H-1,2,4-triazol-1-yl)-2-(1-methylethoxy)pyrimidin-4-  
35 yl]cyclopropyl}-1-methyl-1H-benzimidazole,  
trans-4-(3,5-dimethyl-1H-1,2,4-triazol-1-yl)-N,N-dimethyl-6-[2-(1-methyl-1H-benzimidazol-2-yl)cyclopropyl]pyrimidin-2-amine,

- trans-4-(3,5-dimethyl-1H-1,2,4-triazol-1-yl)-6-[2-(1-methyl-1H-benzimidazol-2-yl)cyclopropyl]-N-(1-methylethyl)pyrimidin-2-amine,  
trans-2-{2-[6-(3,5-dimethyl-1H-1,2,4-triazol-1-yl)-2-pyrrolidin-1-yl]pyrimidin-4-yl}cyclopropyl}-1-methyl-1H-benzimidazole,  
5 trans-2-{2-[6-(3,5-dimethyl-1H-1,2,4-triazol-1-yl)-2-morpholin-4-yl]pyrimidin-4-yl}cyclopropyl}-1-methyl-1H-benzimidazole,  
trans-N-tert-butyl-4-(3,5-dimethyl-1H-1,2,4-triazol-1-yl)-6-[2-(1-methyl-1H-benzimidazol-2-yl)cyclopropyl]pyrimidin-2-amine,  
trans-2-{2-[6-(3,5-dimethyl-1H-1,2,4-triazol-1-yl)-2-ethylpyrimidin-4-yl]cyclopropyl}-1-methyl-1H-benzimidazole,  
10 trans-2-{2-[2-(cyclopropylmethoxy)-6-(3,5-dimethyl-1H-1,2,4-triazol-1-yl)pyrimidin-4-yl]cyclopropyl}-1-methyl-1H-benzimidazole,  
trans-2-{2-[6-(3,5-dimethyl-1H-1,2,4-triazol-1-yl)-2-(4-methylpiperazin-1-yl)pyrimidin-4-yl]cyclopropyl}-1-methyl-1H-benzimidazole,  
15 trans-2-{2-[6-(3,5-dimethyl-1H-1,2,4-triazol-1-yl)-2-(2-fluoroethoxy)pyrimidin-4-yl]cyclopropyl}-1-methyl-1H-benzimidazole,  
trans-4-(3,5-dimethyl-1H-1,2,4-triazol-1-yl)-6-[2-(1-methyl-1H-benzimidazol-2-yl)cyclopropyl]pyrimidin-2-amine,  
trans-2-{2-[6-(3,5-dimethyl-1H-1,2,4-triazol-1-yl)-2-(2,2,2-trifluoroethoxy)pyrimidin-4-yl]cyclopropyl}-1-methyl-1H-benzimidazole,  
20 trans-4-(3,5-dimethyl-1H-1,2,4-triazol-1-yl)-6-[2-(1-methyl-1H-benzimidazol-2-yl)cyclopropyl]pyrimidin-2-ol,  
trans-2-{2-[6-(3,5-dimethyl-1H-1,2,4-triazol-1-yl)-2-piperazin-1-yl]pyrimidin-4-yl}cyclopropyl}-1-methyl-1H-benzimidazole,  
25 trans-2-{2-[6-(3,5-dimethyl-1H-1,2,4-triazol-1-yl)-2-methylpyrimidin-4-yl]cyclopropyl}quinoline,  
trans-2-{2-[6-(3,5-dimethyl-1H-1,2,4-triazol-1-yl)pyridazin-4-yl]cyclopropyl}-1-methyl-1H-benzimidazole,  
trans-2-{2-[6-(3,5-dimethyl-1H-1,2,4-triazol-1-yl)-2-methylpyrimidin-4-yl]cyclopropyl}-1,3-benzothiazole,  
30 trans-4-(3,5-dimethyl-1H-1,2,4-triazol-1-yl)-6-[2-(1-methyl-1H-benzimidazol-2-yl)cyclopropyl]pyrimidine-2-carboxamide  
2-(4-(3,5-dimethyl-1H-1,2,4-triazol-1-yl)-6-((1R,2R)-2-(1-methyl-1H-benzo[d]imidazol-2-yl)cyclopropyl)pyrimidin-2-yl)propan-2-ol,  
35 2-((1R,2R)-2-(2-(3,3-difluoroazetid-1-yl)-6-(3,5-dimethyl-1H-1,2,4-triazol-1-yl)pyrimidin-4-yl)cyclopropyl)-1-methyl-1H-benzo[d]imidazole,

2-((1R,2R)-2-(6-(3,5-dimethyl-1H-1,2,4-triazol-1-yl)-2-((R)-2-methylpyrrolidin-1-yl)pyrimidin-4-yl)cyclopropyl)-1-methyl-1H-benzo[d]imidazole,  
2-((1R,2R)-2-(6-(3,5-dimethyl-1H-1,2,4-triazol-1-yl)-2-((R)-3-fluoropyrrolidin-1-yl)pyrimidin-4-yl)cyclopropyl)-1-methyl-1H-benzo[d]imidazole,  
5 1-(4-(3,5-dimethyl-1H-1,2,4-triazol-1-yl)-6-((1R,2R)-2-(1-methyl-1H-benzo[d]imidazol-2-yl)cyclopropyl)pyrimidin-2-yl)-3-methylazetidin-3-ol,  
2-((1R,2R)-2-(2-cyclobutoxy-6-(3,5-dimethyl-1H-1,2,4-triazol-1-yl)pyrimidin-4-yl)cyclopropyl)-1-methyl-1H-benzo[d]imidazole,  
2-((1R,2R)-2-(6-(3,5-dimethyl-1H-1,2,4-triazol-1-yl)-2-((1-  
10 methylcyclopropyl)methoxy)pyrimidin-4-yl)cyclopropyl)-1-methyl-1H-benzo[d]imidazole,  
2-((1R,2R)-2-(6-(3,5-dimethyl-1H-1,2,4-triazol-1-yl)-2-(oxetan-2-ylmethoxy)pyrimidin-4-yl)cyclopropyl)-1-methyl-1H-benzo[d]imidazole,  
or a pharmaceutically acceptable salt thereof.

15 15. A pharmaceutical composition which comprises a pharmaceutically acceptable carrier and a compound of Claim 1 or a pharmaceutically acceptable salt thereof.

16. Use of a compound of Claim 1, or a pharmaceutically acceptable salt thereof, for the manufacture of a medicament for the treatment of a disorder selected from psychotic disorders, delusional disorders and drug induced psychosis; anxiety disorders, movement disorders, mood disorders, and neurodegenerative disorders.

20 17. A method for treating a neurological or psychiatric disorder associated with PDE10 dysfunction in a mammalian patient in need thereof which comprises administering to the patient a therapeutically effective amount of a compound of Claim 1 or a pharmaceutically acceptable salt thereof.

25 18. A method for treating bipolar disorder, anxiety, schizophrenia, neurological or psychiatric disorder associated with striatal hypofunction or basal ganglia dysfunction in a mammalian patient in need thereof which comprises administering to the patient a therapeutically effective amount of a compound of Claim 1 or a pharmaceutically acceptable salt thereof.

30 19. A method for treating Huntington's disease in a mammalian patient in need thereof which comprises administering to the patient a therapeutically effective amount of a compound of Claim 1 or a pharmaceutically acceptable salt thereof.

20. A method for enhancing cognition in a mammalian patient in need thereof which comprises administering to the patient a therapeutically effective amount of a compound of Claim 1 or a pharmaceutically acceptable salt thereof.

## INTERNATIONAL SEARCH REPORT

International application No.

PCT/US 12/58525

<b>A. CLASSIFICATION OF SUBJECT MATTER</b> IPC(8) - A01N 43/38 (2012.01) USPC - 514/412 According to International Patent Classification (IPC) or to both national classification and IPC		
<b>B. FIELDS SEARCHED</b> Minimum documentation searched (classification system followed by classification symbols) USPC: 514/412 Documentation searched other than minimum documentation to the extent that such documents are included in the fields searched Electronic data base consulted during the international search (name of data base and, where practicable, search terms used) Electronic Database Searched : PUBWEST (PGPB,USPT,USOC,EPAB,JPAB), TOTALPATENT, SCIENCEDIRECT, GOOGLE. Search Terms Used triazolyl near5 pde10 inhibitor, phosphodiesterase, bipolar disorder, anxiety, schizophrenia, neurological		
<b>C. DOCUMENTS CONSIDERED TO BE RELEVANT</b>		
Category*	Citation of document, with indication, where appropriate, of the relevant passages	Relevant to claim No.
X -- Y	US 2003/0229110 A1 (Adams et al.) 11 December 2003 (11.12.2003) entire document especially para [0021]-[0023]; [0027]; [0034]; [0017]-[0018]; [0210]; [0212]; [025]	1-15 ----- 16-20
Y	US 2009/0176829 A1 (Verhoest et al.) 19 July 2009 (19.07.2009) entire document especially para [0031]-[0039]; [0112]; [0115]; [0128]; [0129]; [0128]; [0174]; [0175];	16-20
<input type="checkbox"/> Further documents are listed in the continuation of Box C. <input type="checkbox"/>		
* Special categories of cited documents: "A" document defining the general state of the art which is not considered to be of particular relevance "E" earlier application or patent but published on or after the international filing date "L" document which may throw doubts on priority claim(s) or which is cited to establish the publication date of another citation or other special reason (as specified) "O" document referring to an oral disclosure, use, exhibition or other means "P" document published prior to the international filing date but later than the priority date claimed "T" later document published after the international filing date or priority date and not in conflict with the application but cited to understand the principle or theory underlying the invention "X" document of particular relevance; the claimed invention cannot be considered novel or cannot be considered to involve an inventive step when the document is taken alone "Y" document of particular relevance; the claimed invention cannot be considered to involve an inventive step when the document is combined with one or more other such documents, such combination being obvious to a person skilled in the art "&" document member of the same patent family		
Date of the actual completion of the international search 28 November 2012 (28.11.2012)		Date of mailing of the international search report <b>02 JAN 2013</b>
Name and mailing address of the ISA/US Mail Stop PCT, Attn: ISA/US, Commissioner for Patents P.O. Box 1450, Alexandria, Virginia 22313-1450 Facsimile No. 571-273-3201		Authorized officer: Lee W. Young PCT Helpdesk: 571-272-4300 PCT OSP: 571-272-7774