

(19) World Intellectual Property
Organization
International Bureau



(43) International Publication Date
14 October 2004 (14.10.2004)

PCT

(10) International Publication Number
WO 2004/088658 A1

(51) International Patent Classification⁷: **G11B 20/00**,
G06F 17/30, 7/00, 12/00, 3/06

[AT/AT]; Pfaffenbichlweg 11., A-5422 Bad Dürnberg
(AT). **WINTER, Andreas** [AT/AT]; Stampfergasse 412,
A-5541 Altenmarkt (AT).

(21) International Application Number:
PCT/EP2004/003177

(74) Agent: **GÖRZ, Ingo**; Hoefer & Partner, Gabriel-Max-
Strasse 29, 81545 München (DE).

(22) International Filing Date: 25 March 2004 (25.03.2004)

(81) Designated States (*unless otherwise indicated, for every
kind of national protection available*): AE, AG, AL, AM,
AT, AU, AZ, BA, BB, BG, BR, BW, BY, BZ, CA, CH, CN,
CO, CR, CU, CZ, DE, DK, DM, DZ, EC, EE, EG, ES, FI,
GB, GD, GE, GH, GM, HR, HU, ID, IL, IN, IS, JP, KE,
KG, KP, KR, KZ, LC, LK, LR, LS, LT, LU, LV, MA, MD,
MG, MK, MN, MW, MX, MZ, NA, NI, NO, NZ, OM, PG,
PH, PL, PT, RO, RU, SC, SD, SE, SG, SK, SL, SY, TJ, TM,
TN, TR, TT, TZ, UA, UG, US, UZ, VC, VN, YU, ZA, ZM,
ZW.

(25) Filing Language: English

(26) Publication Language: English

(30) Priority Data:
03007801.8 4 April 2003 (04.04.2003) EP

(71) Applicant (*for all designated States except US*): **SONY
DADC AUSTRIA AG** [AT/AT]; Sonystrasse 20, A-5081
Anif (AT).

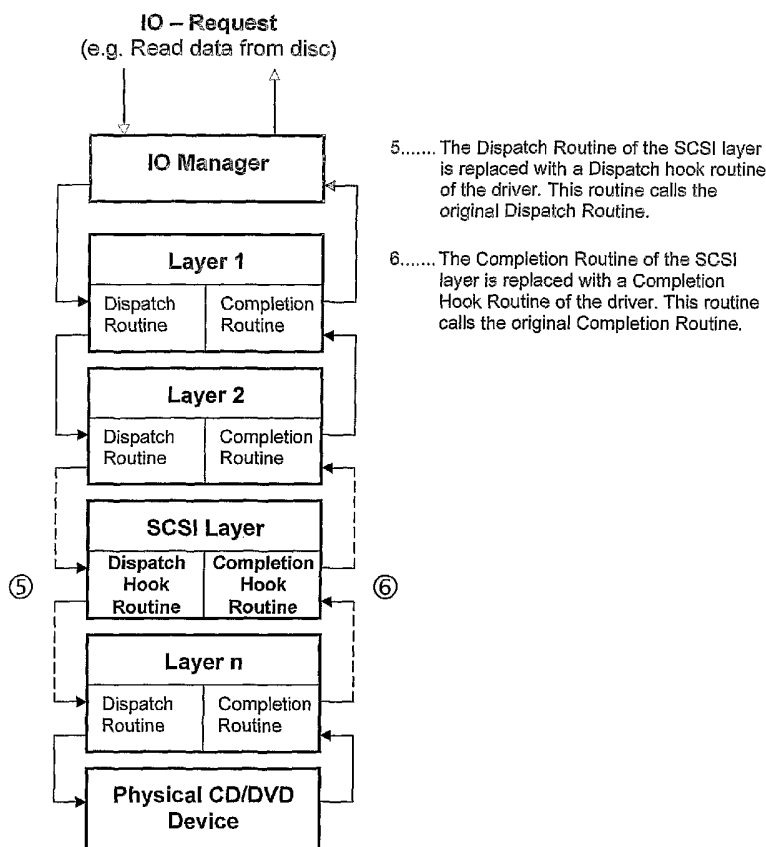
(84) Designated States (*unless otherwise indicated, for every
kind of regional protection available*): ARIPO (BW, GH,
GM, KE, LS, MW, MZ, SD, SL, SZ, TZ, UG, ZM, ZW),

(72) Inventors; and

(75) Inventors/Applicants (*for US only*): **KURZ, Michael**

[Continued on next page]

(54) Title: OPTICAL MEDIA PROTECTION DRIVER



(57) Abstract: A method to protect content within protected data areas on a target optical record carrier against unauthorized reading and/or copying with a computer, comprises the steps of - determining whether a target optical record carrier or a non-target optical record carrier is inserted into a drive of the computer, and - in case a target optical record carrier is inserted into the drive of the computer - modifying read requests to the protected data areas so that no data is read or the read data is useless, and/or - modifying write commands in respect to the data within the protected data areas to a recordable record carrier or other storage so that the written data is useless.



Eurasian (AM, AZ, BY, KG, KZ, MD, RU, TJ, TM), European (AT, BE, BG, CH, CY, CZ, DE, DK, EE, ES, FI, FR, GB, GR, HU, IE, IT, LU, MC, NL, PL, PT, RO, SE, SI, SK, TR), OAPI (BF, BJ, CF, CG, CI, CM, GA, GN, GQ, GW, ML, MR, NE, SN, TD, TG).

Published:

— *with international search report*

— *before the expiration of the time limit for amending the claims and to be republished in the event of receipt of amendments*

For two-letter codes and other abbreviations, refer to the "Guidance Notes on Codes and Abbreviations" appearing at the beginning of each regular issue of the PCT Gazette.

OPTICAL MEDIA PROTECTION DRIVER

Description

The present invention relates to a method to protect content within protected data areas on a target optical record carrier against unauthorized reading
5 and/or copying with a computer, and an optical record carrier.

Optical storage carriers with information stored on one or both sides have come to be used for a variety of purposes, most notably in the music, games, video, and computer industry. Digital information is stored on the optical storage
10 media in the form of pits arranged along circular, concentric tracks on one or on both sides of the disc. The track is typically read from the inside out, but may also be read from outside in, as it is already used for some optical storage media.

15 The data itself on the track is subdivided into frames, each equal in length, containing equal amounts of information. Each frame has a dedicated layout depending on the type of optical storage media (CD, DVD). Such a frame always contains the user data symbols itself but may also contain data for synchronization, merging data between data symbols and error correction.

20 The signal on an optical storage medium itself is asynchronous, which means that in the decoding process synchronization, timing information, parity data or other data has to be spied out from the signal and the signal has to fulfil certain requirements so that it is accessible by a reading device.

25 Due to the nature of such storage media copies can be made easily. To cope with this situation, there exist various copy protection schemes according to which the data relating to the information itself and/or the other data on the storage medium providing access information or relating to the synchronization gets
30 altered to prohibit digital copying while accomplishing accessibility by playback devices.

Generally, these copy protection schemes prevent a playback of the information content on computer drives by confusing these drives at least in respect to the
35 access of the information content. To secure an access to the content, a quality reduced version of the content, which is stored "copy protected" in a first

session of the optical record carrier, might be provided in a computer accessible manner in a second session of the optical record carrier. Alternatively, the second session might comprise a link to a content server to provide a computer access. Such a content server might also comprise added value, e.g. music clips or bonus material related to the information content on the optical record carrier. The access to the content stored in the second session and/or to the content server might be provided through an executable file that automatically starts after the copy protected optical record carrier is inserted into the computer drive.

In view of the above, it is the object underlying the present invention to provide an improved system to protect content within protected data areas on a target optical record carrier against unauthorized reading and/or copying with a computer.

According to the present invention, this object is solved by a method to protect content within protected data areas on a target optical record carrier against unauthorized reading and/or copying with a computer as defined in independent claim 1. Preferred embodiments of the method according to the present invention are defined in the respective dependent claims. A computer program product according to the present invention is defined in claim 12, a computer readable storage means according to the present invention is defined in claim 13, and an optical record carrier according to the present invention is defined in claim 14.

The method to protect content within protected data areas on a target optical record carrier against unauthorized reading and/or copying with a computer according to the present invention comprises the steps of

- determining whether a target optical record carrier or a non target optical record carrier is inserted into a drive of the computer, and

- in case a target optical record carrier is inserted into the drive of the computer

- modifying read requests to the protected data areas so that no data is read or the read data is useless, and/or

- modifying write commands in respect to the data within the protected data areas to a recordable record carrier or other storage so that the written data is useless.

Therewith, according to the present invention a copy protection is provided that works on a different level in respect to the known copy protection schemes, since, according to the present invention, not the content to be protected or information relating thereto or to secure the access to the information is altered.

5 Therefore, this scheme allows full accessibility to existing playback devices other than computer drives. On the other hand, computers on which the method according to the present invention is provided cannot access and/or copy target optical record carriers, i.e. such optical record carriers that are copy protected according to the present invention, since the read requests and/or write
10 commands are modified so that the data in the protected areas, i.e. specially designated areas, e.g. an audio session of a CD, is read and/or written to be useless data.

It is self-evident that according to the present invention a target optical record
15 carrier is somehow distinguishable from a non-target optical record carrier and that the method according to the present invention has somehow to be implemented in the used computer.

In the method according to the present invention, preferably the modifying of
20 read requests and/or of write commands is performed only in case no authentication is available.

This scheme widens the concept of not allowing any computer reading and/or writing so that a user with authentication can fully access the protected content
25 with a computer. Provisions might also be given that such accessed content might not be accessible by a computer from a copy thereof, since the copy might be indicated to be not accessible by a computer. Also, it is possible to produce a copy to which a different authentication might provide access. In this way also the number of 'child levels' of an original might be defined, i.e. the number of
30 levels that allow a copy, e.g. only an original and a direct copy thereof allow copying with a respective authentication.

In a preferred embodiment of the present invention, the determining and modifying steps are performed by routines implemented into a drive control layer
35 within the computer.

This allows the implementation of the inventive method into a computer without having to reboot the computer, which would be annoying for a user, because the

reboot usually takes a time. The drive control layer is generally a layer that controls the computer drive, e.g. a SCSI layer.

In this preferred embodiment, preferably the routines

- replace a dispatch routine and a completion routine, and
- 5 - have the functionality to perform the determining and modifying steps and to call the replaced dispatch and completion routines for their execution based on the original or modified read requests and/or write commands.

These features allow that e.g. by default the behaviour of the operating system of the computer is not changed by the implementation of the present invention. Further, also the basic functionality of this operating system in respect to the 'replaced' routines might be used by calling them with modified parameters to avoid replacement thereof, which prevents the occurrence of unwanted system failures.

15 Alternatively or additionally, in this embodiment, preferably the routines are implemented by a driver that gets installed by an executable that gets automatically started when a target optical record carrier is inserted into the drive.

20 This procedure allows the use of the computer driver technology after the driver is installed at least once. Therewith, the installed driver might be automatically loaded after each new start of the computer so that other target optical record carriers that do not comprise the executable are copy protected according to the method according to the present invention. Of course, it is possible to install the driver in any other way on the computer, e.g. through a different application when the user is executing this different application on the computer, while the user is accessing an internet server, or with the installation of the operating system of the computer.

30 Preferably, the driver

- gets automatically loaded after each start of the computer, and/or
- does not comprise an unload routine, and/or
- changes its name randomly, and/or
- 35 - comprises filetimes that are set randomly, and/or
- comprises code that is changed randomly, and/or
- is installed multiple times, but is only one time active, and/or

- can be installed by installation programs spread all over the computer's system.

These features of the driver according to the present invention aim to make the driver resident and not easy to remove within the operating system computer so that after a first installation preferably no second installation is needed, but the copy protection scheme according to the present invention is permanently available on the particular computer. Therewith, also target optical record carriers are copy protected that do not bring the implementation of the copy protection according to the present invention with them, e.g. old target optical record carriers. These target optical record carriers just need to have the identification features that identify a target optical record carrier to be applicable to the copy protection according to the present invention.

- Alternatively or additionally preferably the driver comprises a communication interface to allow an exchange of control data and/or authentication data.

This communication interface might be used to indicate protected areas on a target optical record carrier, to communicate authentication data to the driver, and/or to establish a communication among different installed drivers according to the present invention to achieve that only one of them is active. The communication via the communication interface is preferably encrypted.

According to the present invention a target optical record carrier might be distinguished from a non target optical record carrier by evaluating

- a predetermined session of the optical record carrier in respect to special modifications, and/or
- at least one of the tables of contents of the optical record carrier in respect to special entries, and/or
- a predetermined session of the optical record carrier in respect to special subcode modifications, and/or
- predetermined data stored on the optical record carrier in respect to a watermark.

Therewith, according to the present invention a target optical record carrier might simply carry a special sign that classifies it as a target optical record carrier. However, also more sophisticated features might be used, e.g. every record carrier that comprises a copy protection of some kind might be classified

as a target optical record carrier or record carriers that comprise a particular special copy protection or that comprise an indication identifying a particular disc label, Therewith, according to the present invention predetermined 'cracked' copy protection schemes can be re-activated or predetermined optical
5 record carriers that are identifiable by their content might be 'equipped' with a copy protection even after their delivery and selling.

According to the present invention, preferably a protected data area is identified on basis of

- 10 - a sector type, and/or
- a range of sectors, and/or
- sectors that are subject of specific read sequences.

Therewith, according to the present invention a protected data area must not be
15 static for a particular target optical record carrier, but can also be dynamic, e.g. based on certain accessing characteristics, e.g. in case the access of a disc cloning program or a ripping program is detected.

According to the present invention, preferably a protected data area is defined by

- 20 - at least one predetermined area, and/or
- data stored on the optical record carrier itself.

The predetermined data area might be fixed, e.g. always the audio session or predetermined range of sectors, or variable. A variable predetermined data area
25 might be indicated to the driver through its communication interface. The driver can also derive a variable predetermined data area from the target optical record carrier, e.g. on basis of its table of contents or on basis of a list that is stored on the target optical record carrier.

30 According to the present invention, preferably the modifying of read requests so that the read data is useless, and/or the modifying of write commands so that the written data is useless comprises

- to abort a corresponding IO Request and/or IO Command with an error, and/or
- 35 - to complete the corresponding IO Request and/or IO Command, but without processing the actual request and/or command, and/or
- to modify the respective data so that it is useless.

The modification of data so that it is useless might include the replacement of data with arbitrary or predetermined values so that e.g. the play of a copied audio CD is disturbed or that a comment is given that no original is reproduced.

- 5 The computer program product according to the present invention comprises computer program means adapted to perform the method steps as set-out above when being executed on a computer, digital signal processor, or the like.

10 The computer readable storage means according to the present invention comprises a computer program product according to the present invention.

The optical record carrier according to the present invention comprises an executable that gets automatically started when the optical record carrier is inserted into the drive and that

- 15 - performs the method steps as set-out above when being executed on a computer, digital signal processor, or the like, and/or
- installs a driver that performs the method steps as set-out above when being executed on a computer, digital signal processor, or the like.

- 20 In other words, the optical record carrier comprises an executable that might directly and/or indirectly implement the method according to the present invention.

25 As indicated above, according to the present invention, the optical record carrier is preferably a multi-session CD that comprises an audio session and a data session with the executable that preferably has an autostart functionality. However, the autostart functionality is not mandatory.

30 All different aspects of the present invention as set-out above and further elucidated below might be combined in any way. The accompanying drawings, which are incorporated in and constitute a part of this specification, illustrate an exemplary embodiment of the invention and, together with a general description of the invention given above, and the detailed description of the embodiment given below, serve to explain the principles of the invention,
35 wherein:

Fig. 1 shows a simplified scheme of the processing of an IO request in a multi layered driver model according to the present invention,

- Fig. 2** shows a rough structure of a modified SCSI command used for the communication interface according to the present invention,
- Fig. 3** shows a simplified scheme of the processing of an IO request in a multi layered driver model according to the prior art, and
- 5 **Fig. 4** shows a rough structure of a SCSI command according to the prior art.

According to the following exemplary embodiment of the present invention optical media of specially marked discs (target discs) are protected against illegal reading and/or copying. For this protecting of content on optical media (e.g. CD, DVD...) against illegal reading a disc containing data in a standard fileformat (ISO, UDF...), readable by operating systems (e.g Windows) is used (called data session). Beside the data session the disc can have any number of other sessions no matter, which type.

15

At least the following parts are included in the data session:

- Specially modified software (called EXE in the following). This EXE is typically a startup menu.
- Enabled autoplay, which starts the EXE after the optical media was inserted into the drive.

20

When the EXE is launched, either after a medium was inserted (autoplay) in the drive or by a user starting it manually, it will extract and install a specially designed filter driver (called driver in the following) which performs the following tasks:

25

- Distinguishing between target discs, which are intended to be protected, and non target discs.
- Modifying specific SCSI read requests to the target disc's protected data areas in a way that makes the read data useless.

30

Also, write commands directed to writing such data that relates to the target disc's protected data to a recordable disc or to another memory might be modified in a way that makes the written data useless. The data that relates to the target disc's protected data might be identified by a watermark or other suitable mechanisms.

35

As the standard way of implementing and applying filter driver forces a reboot of the operating system, a particular and specific filtering method is used.

Fig. 3 shows a simplified scheme how an IO request is processed in a multi layered driver model as e.g. used in Windows operating systems. Marked with ① is the call of the Dispatch Routine of every layer by an IO Manager, starting with layer 1. The last layer is accessing the physical device, which is marked with ②. After the physical device is finished, the IO Manager calls the Completion Routine of every layer, starting with the last one, which is marked with ③. After the first layers completion routine has completed the IO Request is finished, which is marked with ④.

According to the exemplary embodiment of the present invention, the driver searches for the SCSI layer and inserts its own routines DHR (Dispatch Hook Routine) and CHR (Completion Hook Routine) instead of the original Dispatch and Completion Routines, as it is indicated in Fig. 1. DHR as well as CHR call their original counterparts, i.e. the original dispatch routine and the original completion routine, so that by default the behaviour of the system is not changed through the injection of the hook routines.

In particular, Fig. 1 elucidates how the driver is able to keep track of every SCSI command sent to a CD/DVD device by inserting the Dispatch and the completion Hook routines into the SCSI layer. Marked with ⑤ is that the Dispatch Routine of the SCSI layer is replaced with a Dispatch hook routine of the driver. This routine calls the original Dispatch Routine. Marked with ⑥ is that the Completion Routine of the SCSI layer is replaced with a Completion Hook Routine of the driver. This routine calls the original Completion Routine.

So that the driver is able to keep track of every SCSI request, which is sent to a CD/DVD drive by using DHR and CHR, the following tasks are performed inside DHR and CHR:

- Distinguishing target discs from non target discs.
- Carry out modifications if a target disc was properly identified.
- Handling CCI requests (Covert Communication Interface)

To distinguish between target and non target discs the following criteria are used in any combination:

- Special modifications in the 2nd session.
- Special TOC entries.
- Special subcode modifications (either in the 1st or the second session).

- Watermark in the (audio) data

The protected data is part of the target disc. The following criteria might be used to identify protected data areas on a target disc:

- 5 ▪ Sector type, which means all sectors of a specified type (CDDA, Mode 1,...) are part of the protected data area.
- Range of sectors, wherein a protected data area can be defined by specifying a start- and an endsector.
- 10 ▪ Detecting specific read sequences, e.g. sequential reads, which are typical for disc cloning and ripping programs, are detected and all further read requests are denied.

The protected data area can be either protected:

- 15 ▪ Totally, which means that no read request to the protected area is allowed. No matter, which application performs the request.
- Disengageable, which means that trusted applications can authenticate themselves by sending authentication data via the CCI (Covert Communication Interface), which enables only the authenticated process to read the protected data.

20

So one or multiple protected data areas can be specified with the above criteria in any combination.

The protected data areas can be defined by:

- 25 ▪ the driver (hardcoded in the driver program code)
- data stored on the disc
- combination of both

If a target disc was properly identified, the following modifications might be done to SCSI read requests, which try to read protected data:

- 30 ▪ The IO Request is aborted (completed) with an error.
- The IO Request is completed with STATUS_SUCCESS, without processing the actual read.
- The read data is modified, so that it is useless.

35 To protect the driver against removal from the system one or more of the following measures might be taken

- The driver can not be unloaded, because it does not have an "Unload routine".

- The driver name changes randomly
 - The installation process chooses a random name (done by EXE).
 - The driver changes its name during system runtime and/or during system shutdown randomly.
- 5 ▪ The driver filetimes (creation time, last access time and last write time) are set randomly during the installation sequence (done by EXE) and/ or during runtime.
- The driver program code is changed randomly (without changing its functionality) during the installation sequence. (done by EXE).
- 10 ▪ The driver installs itself multiple times and except one all other instances of the driver are inactive.
 - There is a covert and protected communication interface between the drivers to check if there is already an active driver instance running.
 - 15 ○ If a driver detects another one already running, it will set itself inactive.
- Spread driver installation programs (hidden) all over the system.

20 In the following the Covert Communication Interface (CCI) according to the present invention is described, which is used for allowing software to communicate with the driver, e.g. for authentication, and/or allowing drivers to communicate with each other, e.g. in case multiple instances of a driver are installed.

25 SCSI commands are used to send and receive data to and from the driver (piggy back). Fig. 4 shows the rough structure of a SCSI command, which consists of a CDB, i.e. SCSI Command Descriptor Block, and, if the sent command requires it, a data buffer as well. Depending on the CDB the Data buffer could be used for storing read data (read command), or as data source if a write command is
30 executed. The bufferlength can be a value ≥ 0 also depending on the CDB

According to the exemplary embodiment of the present invention, for communication purposes a larger datablock as required for the SCSI command is attached to the SCSI command to generate a modified SCSI command for use for
35 the covert communication interface (CCI), as shown in Fig. 3. The data buffer area which is not needed for the SCSI command will in the following be named as DBE (Data buffer extension).

The DBE is used for CCI and contains information, which is detected and evaluated by the driver and the driver will place possible return values in the DBE as well.

- 5 The content of the DBE is encrypted by the sender and decrypted by the driver. If the driver places return values in the DBE it will encrypt the DBE afterwards and the sender will decrypt the DBE again.

10 All SCSI commands are applicable, i.e. commands, which do not need a data buffer themselves, are particularly suitable to be used for CCI (e.g. Test Unit Ready), because they are easy to handle. Self defined SCSI commands could be used as well.

15 To easily install the driver, according to the exemplary embodiment of the present invention a driver installation sequence gets injected in an executable. This is used to add the code, which is extracting and installing the driver to any executable (called Target.exe in the following). Therefore, the following tasks are performed:

- 20 ▪ Create a dynamically loadable library file (e.g DLL for Windows operating systems).
 - o Containing the driver.
 - o Implements and forwards the interface of a dynamically loadable library (called target library) which is used by Target.exe. (e.g Kernel32.dll on Windows operating systems)
 - 25 o Contains a startup routine, which is called when the library is loaded. (DllMain routine in DLLs on Windows operating systems). This startup routine extracts and installs the driver.
 - o The library can have any name, but the length of the name should not be longer than the name of the target library. To ease
30 explanation it is called Inject.dll.
- An executable contains a list of all dynamically loadable libraries (called import list), which are used.
- When an executable is started every library listed in the import list is loaded and its startup routine is executed.
- 35 ▪ The name of the target library (e.g Kernel32.dll) in the import list of Target.exe is replaced with the name of Inject.dll.

So when Target.exe is executed Inject.dll is loaded as well and its startup routine is executed, which extracts and installs the driver.

Claims

1. Method to protect content within protected data areas on a target optical record carrier against unauthorized reading and/or copying with a computer,
5 characterized by the steps of
- determining whether a target optical record carrier or a non-target optical record carrier is inserted into a drive of the computer, and
 - in case a target optical record carrier is inserted into the drive of the computer
 - 10 - modifying read requests to the protected data areas so that no data is read or the read data is useless, and/or
 - modifying write commands in respect to the data within the protected data areas to a recordable record carrier or other storage so that the written data is useless.
- 15
2. Method according to claim 1, characterized in that the modifying of read requests and/or of write commands is performed only in case no authentication is available.
- 20
3. Method according to claim 1 or 2, characterized in that the determining and modifying steps are performed by routines implemented into a drive control layer within the computer.
4. Method according to claim 3, characterized in that the routines
- 25
- replace a dispatch routine and a completion routine, and
 - have the functionality to perform the determining and modifying steps and to call the replaced dispatch and completion routines for their execution based on the original or modified read requests and/or write commands.
- 30
5. Method according to claim 3 or 4, characterized in that the routines are implemented by a driver that gets installed by an executable that gets automatically started when a target optical record carrier is inserted into the drive.
- 35
6. Method according to claim 5, characterized in that the driver
- gets automatically loaded after each start of the computer, and/or
 - does not comprise an unload routine, and/or

- changes its name randomly, and/or
- comprises filetimes that are set randomly, and/or
- comprises code that is changed randomly, and/or
- is installed multiple times, but is only one time active, and/or
- 5 - can be installed by installation programs spread all over the computer's system.

7. Method according to claim 5 or 6, characterized in that the driver comprises a communication interface to allow an exchange of control data
10 and/or authentication data.

8. Method according to anyone of the preceding claims, characterized in that a target optical record carrier is distinguished from a non target optical record carrier by evaluating
- 15 - a predetermined session of the optical record carrier in respect to special modifications, and/or
 - at least one of the tables of contents of the optical record carrier in respect to special entries, and/or
 - a predetermined session of the optical record carrier in respect to special
20 subcode modifications, and/or
 - predetermined data stored on the optical record carrier in respect to a watermark.

9. Method according to anyone of the preceding claims, characterized in
25 that a protected data area is identified on basis of
- a sector type, and/or
 - a range of sectors, and/or
 - sectors that are subject of specific read sequences.

- 30 10. Method according to anyone of the preceding claims, characterized in that a protected data area is defined by
- at least one predetermined area, and/or
 - data stored on the optical record carrier itself.

- 35 11. Method according to anyone of the preceding claims, characterized in that the modifying of read requests so that the read data is useless, and/or the modifying of write commands so that the written data is useless comprises

- to abort a corresponding IO Request and/or IO Command with an error, and/or
- to complete the corresponding IO Request and/or IO Command, but without processing the actual request and/or command, and/or
- 5 - to modify the respective data so that it is useless.

12. Computer program product, comprising computer program means adapted to perform the method steps as defined in anyone of claims 1 to 11 when being executed on a computer, digital signal processor, or the like.

10

13. Computer readable storage means, comprising a computer program product according to claim 12.

14. Optical record carrier, **characterized by** an executable that gets automatically started when the optical record carrier is inserted into the drive and that

15

- performs the method steps as defined in anyone of claims 1 to 11 when being executed on a computer, digital signal processor, or the like, and/or

- installs a driver that performs the method steps as defined in anyone of

claims 1 to 11 when being executed on a computer, digital signal processor, or the like.

20

15. Optical record carrier according to claim 14, **characterized in that** the executable is arranged in a data session of a multi-session CD that also comprises an audio session.

25

1/3

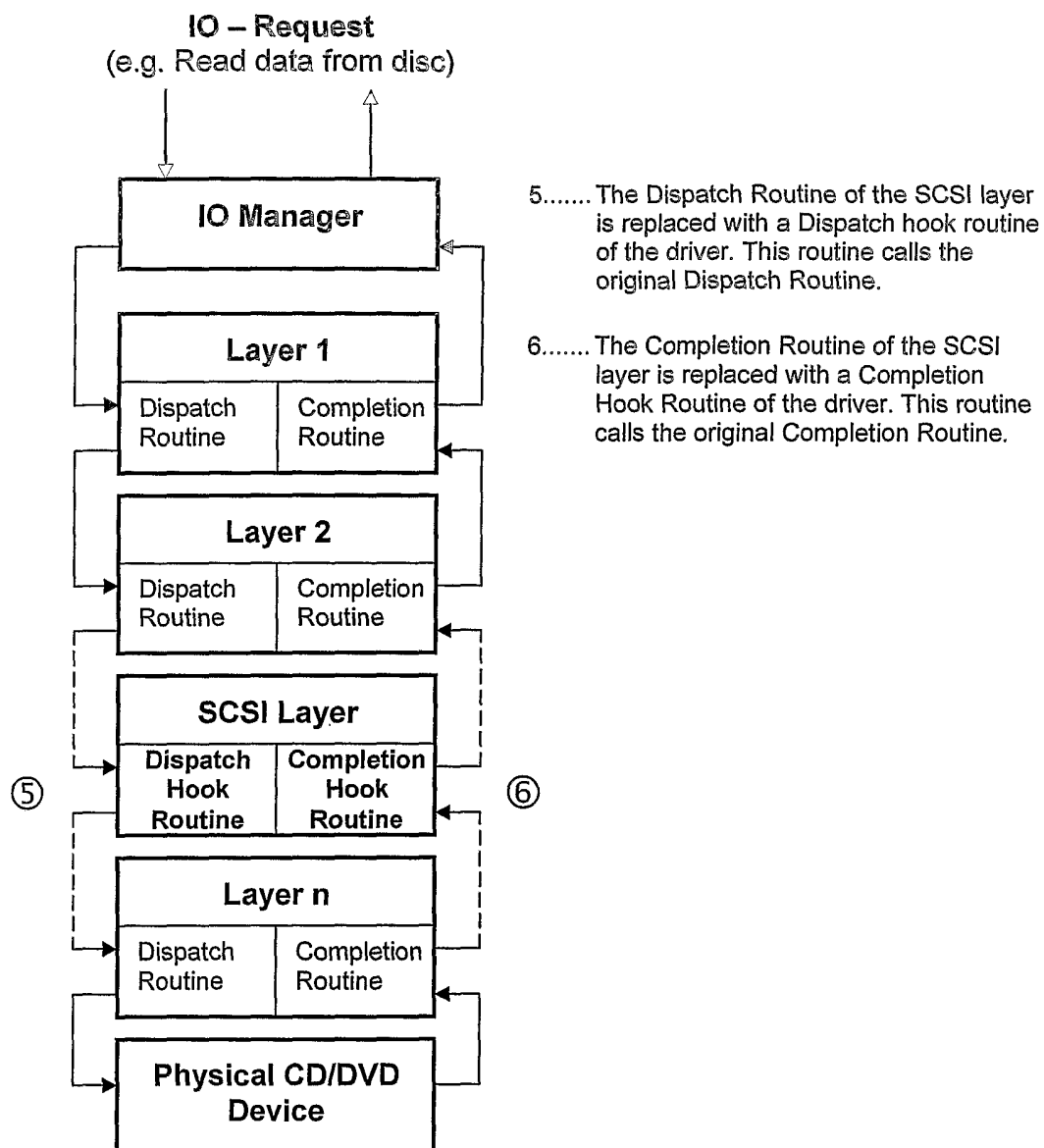


Fig. 1

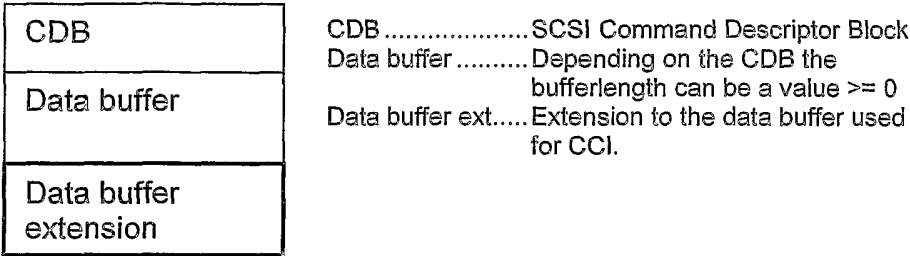


Fig. 2

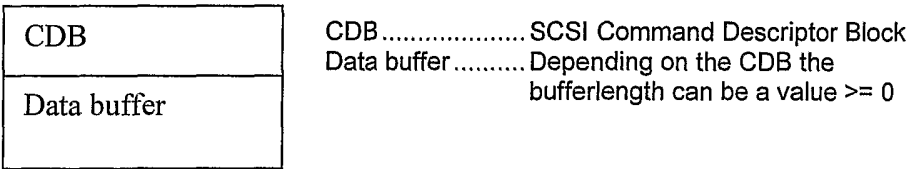
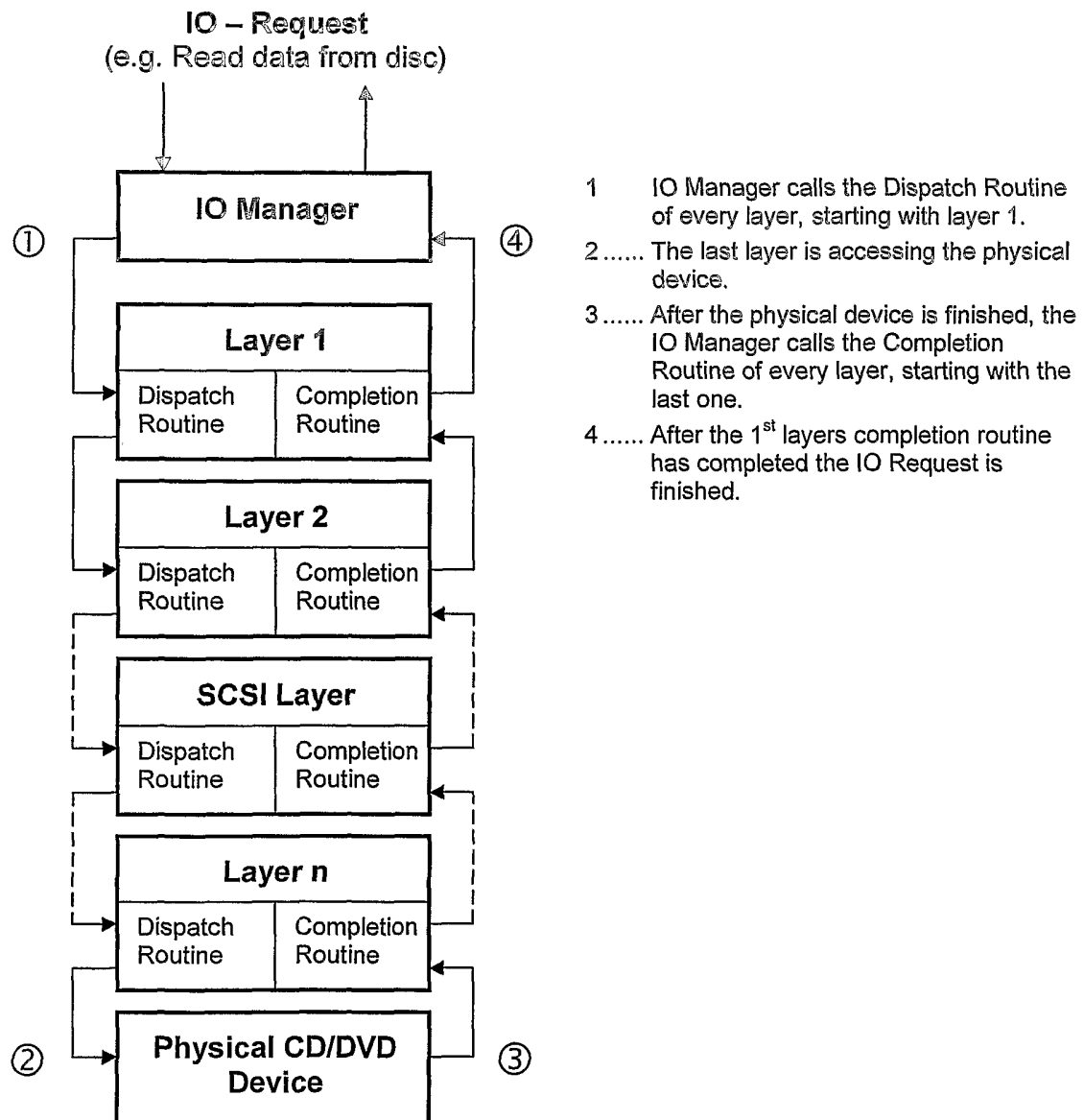


Fig. 4

**Fig. 3**

INTERNATIONAL SEARCH REPORT

International Application No
PCT/EP2004/003177

A. CLASSIFICATION OF SUBJECT MATTER

IPC 7 G11B20/00 G06F17/30 G06F7/00 G06F12/00 G06F3/06

According to International Patent Classification (IPC) or to both national classification and IPC

B. FIELDS SEARCHED

Minimum documentation searched (classification system followed by classification symbols)

IPC 7 G11B G06F

Documentation searched other than minimum documentation to the extent that such documents are included in the fields searched

Electronic data base consulted during the international search (name of data base and, where practical, search terms used)

EP0-Internal

C. DOCUMENTS CONSIDERED TO BE RELEVANT

Category *	Citation of document, with indication, where appropriate, of the relevant passages	Relevant to claim No.
Y	EP 0 930 615 A (FUJITSU LTD) 21 July 1999 (1999-07-21) the whole document column 4, line 47 - column 5, line 33 column 5, line 45 - column 7, line 29 column 8, line 18 - line 50 figures 1,3,4 -----	1-15
Y	US 2002/174102 A1 (KYLER DANIEL B) 21 November 2002 (2002-11-21) column 1, line 38 - line 60 column 3, line 27 - line 48 figures 1,3 -----	1-15
Y	US 6 523 102 B1 (ALVAREZ II MANUEL J ET AL) 18 February 2003 (2003-02-18) column 41, line 5 - line 25 ----- -/--	4



Further documents are listed in the continuation of box C.



Patent family members are listed in annex.

* Special categories of cited documents:

A document defining the general state of the art which is not considered to be of particular relevance

E earlier document but published on or after the International filing date

L document which may throw doubts on priority claim(s) or which is cited to establish the publication date of another citation or other special reason (as specified)

O document referring to an oral disclosure, use, exhibition or other means

P document published prior to the international filing date but later than the priority date claimed

T later document published after the international filing date or priority date and not in conflict with the application but cited to understand the principle or theory underlying the invention

X document of particular relevance; the claimed invention cannot be considered novel or cannot be considered to involve an inventive step when the document is taken alone

Y document of particular relevance; the claimed invention cannot be considered to involve an inventive step when the document is combined with one or more other such documents, such combination being obvious to a person skilled in the art.

Z document member of the same patent family

Date of the actual completion of the international search

2 August 2004

Date of mailing of the international search report

09/08/2004

Name and mailing address of the ISA

European Patent Office, P.B. 5318 Patentlaan 2
NL - 2280 HV Rijswijk
Tel. (+31-70) 340-2040, Tx. 31 651 epo nl,
Fax: (+31-70) 340-3016

Authorized officer

Barel-Faucheux, C

INTERNATIONAL SEARCH REPORT

International Application No
PCT/EP2004/003177

C.(Continuation) DOCUMENTS CONSIDERED TO BE RELEVANT

Category °	Citation of document, with indication, where appropriate, of the relevant passages	Relevant to claim No.
A	EP 1 081 697 A (SONY CORP) 7 March 2001 (2001-03-07) column 3, line 53 - column 8, line 1 figures 1-5 -----	8
A	EP 0 930 616 A (FUJITSU LTD) 21 July 1999 (1999-07-21) the whole document -----	1-15
A	EP 1 211 681 A (FUJITSU LTD) 5 June 2002 (2002-06-05) the whole document -----	1-15
A	VOELCKER J ET AL: "HOW DISKS ARE 'PADLOCKED'" IEEE SPECTRUM, IEEE INC. NEW YORK, US, vol. 23, no. 6, 1 June 1986 (1986-06-01), pages 32-40, XP002054317 ISSN: 0018-9235 the whole document -----	1-15

INTERNATIONAL SEARCH REPORT

Information on patent family members

International Application No

PCT/EP2004/003177

Patent document cited in search report		Publication date	Patent family member(s)	Publication date
EP 0930615	A	21-07-1999	JP 3454700 B2	06-10-2003
			JP 11213548 A	06-08-1999
			EP 0930615 A2	21-07-1999
			US 2002004884 A1	10-01-2002
US 2002174102	A1	21-11-2002	CA 2445576 A1	07-11-2002
			EP 1393170 A1	03-03-2004
			WO 02088943 A1	07-11-2002
US 6523102	B1	18-02-2003	AU 5164601 A	30-10-2001
			WO 0180016 A2	25-10-2001
EP 1081697	A	07-03-2001	JP 2001067792 A	16-03-2001
			CN 1286468 A	07-03-2001
			EP 1081697 A1	07-03-2001
EP 0930616	A	21-07-1999	JP 11213551 A	06-08-1999
			JP 3529260 B2	24-05-2004
			JP 11238306 A	31-08-1999
			CN 1227948 A	08-09-1999
			EP 1211681 A1	05-06-2002
			EP 0930616 A2	21-07-1999
			US 2002116551 A1	22-08-2002
			US 6453369 B1	17-09-2002
EP 1211681	A	05-06-2002	JP 11213551 A	06-08-1999
			JP 3529260 B2	24-05-2004
			JP 11238306 A	31-08-1999
			EP 1211681 A1	05-06-2002
			CN 1227948 A	08-09-1999
			EP 0930616 A2	21-07-1999
			US 2002116551 A1	22-08-2002
			US 6453369 B1	17-09-2002