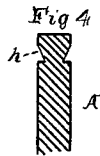
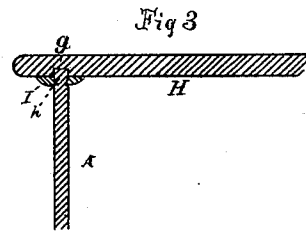

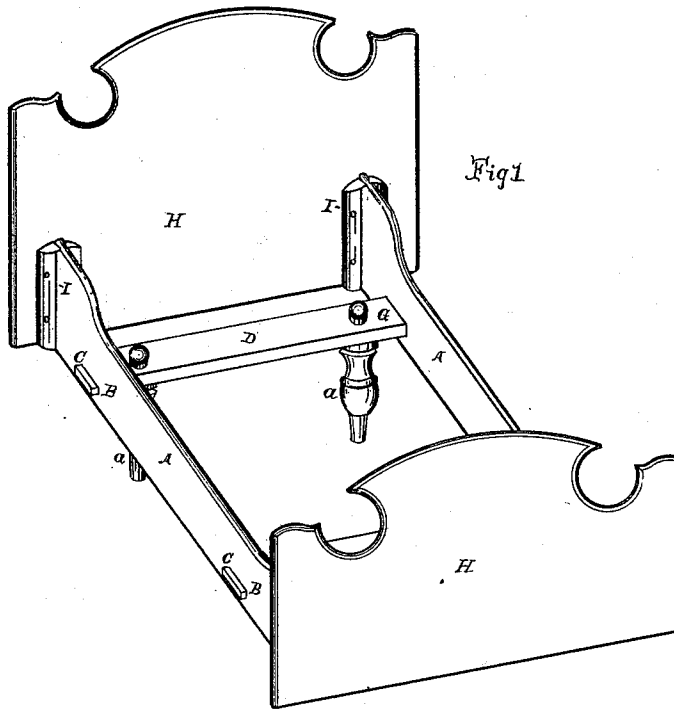


H. OGBORN & T. T. KENDRICK.

Bedstead.

No. 168,342.

Patented Oct. 5, 1875.



Attest:
Nelson A. Hunt
William E. Bell.

Inventors:
Harrison Ogborn
Tunis T. Kendrick.

UNITED STATES PATENT OFFICE.

HARRISON OGBORN, OF RICHMOND, INDIANA, AND TUNIS T. KENDRICK,
OF NEW YORK, N. Y.

IMPROVEMENT IN BEDSTEADS.

Specification forming part of Letters Patent No. 168,342, dated October 5, 1875; application filed
June 25, 1875.

To all whom it may concern:

Be it known that we, HARRISON OGBORN, of Richmond, in the county of Wayne and State of Indiana, and TUNIS T. KENDRICK, of the city, county, and State of New York, have invented certain new, useful, and valuable Improvements in Bedsteads; and we hereby declare the following to be a full, clear, and exact description of the same, reference being had to the accompanying drawings making part of this specification, in which—

Figure 1 is a perspective view of our invention. Fig. 2 is a side elevation of one of the cross-bars and legs attached to the same. Fig. 3 is a vertical detailed view of devices for uniting and holding our bedstead together at the corners. Fig. 4 is a detached vertical view of a portion of one of the side rails of our bedstead.

This invention relates to that class of bedsteads wherein the head and foot boards are secured to the side rails by tongue-and-groove joints; and it consists, first, of a head and foot board for a bedstead, provided with grooved cleats, in combination with side rails therefor, provided with tongued tenons for the purposes of detachably securing the parts together to permit them to be readily taken to pieces and put together at pleasure; secondly, in bedstead-legs provided with tenons on their upper ends, in combination with cross-bars provided with holes or mortises through them for the reception of the tenons on the legs, the object being to firmly and cheaply attach the legs to the body of the bedstead, in order that they may be readily removed at pleasure and replaced when desired.

In our invention, D D are cross-bars, having tenons on their ends for supporting the bedstead, which pass into the mortises B B in the side rails A A of the bedstead. These tenons should be made to project a short distance outside of the side rails, as shown in Fig. 1. The cross-bars D D have mortises or round holes M through them for the admission of tenons G G on the upper ends of legs *a*. These legs are constructed, as shown, with

tenons on their upper ends, so that they may be readily attached and detached. The side pieces A A have vertical dovetailed tenons on their ends, which, when in place, rest between the grooved cleats I I, the latter being firmly attached to the head and foot boards H H. The head and foot boards may or may not be provided with grooves *g g*, extending from the bottom thereof upward the width of the side rails A A, so that the latter will pass into the groove their entire width, and be stopped when the bottom of the rail is even with the bottom of the head and foot board. By this means all the parts are detachably secured together.

The operation is as follows: When it is desired to use our invention as a bedstead, the cross-bars D D are placed with their tenons C C in the mortises B B in side rails A A, which hold them together. The head and foot boards are attached to the sides by slipping the dovetailed tenons *h h* on the ends of the side pieces A A, between the grooved cleats I I, thus firmly uniting the frame together. To finish setting up the bed, the tenons G G on the legs *a a* are inserted into the holes or mortises M M in the bars D D, when all will be completed as a bedstead.

If it is desired to use a portion of our invention as a frame for a bed-bottom, it is only necessary to detach the head and foot boards and the legs from the sides, when it may be set into an ordinary bedstead, the tenons C C allowed to rest on the ledges of the ordinary bedstead, and springs attached to the bars D D, to support slats or other covering attached to the springs.

If it is not desired at any time to use the side rails and bars, as last indicated, the mortises B B may be made only part way through the side rails, and the tenons C C made short, so as not to extend all the way through rails A A.

Our invention is cheaply made, easily taken apart and put together, can be packed in small bulk for shipment, and is well adapted for the use of hotels, hospitals, and families.

Having thus described our invention, what we claim therein as new and useful, and desire to secure by Letters Patent, is—

1. The head and foot boards H H, provided with the grooved cleats I I, in combination with the side rails A A, having the dove-tailed tenons *h h*, constructed and operating substantially as and for the purposes set forth.
2. The legs *a a*, provided with tenons G G,

in combination with the cross-bars D D, having the holes or mortises M M, substantially as and for the purposes hereinbefore set forth.

HARRISON OGBORN.
TUNIS T. KENDRICK.

Witnesses:

W. E. BELL,
J. R. MEIST.