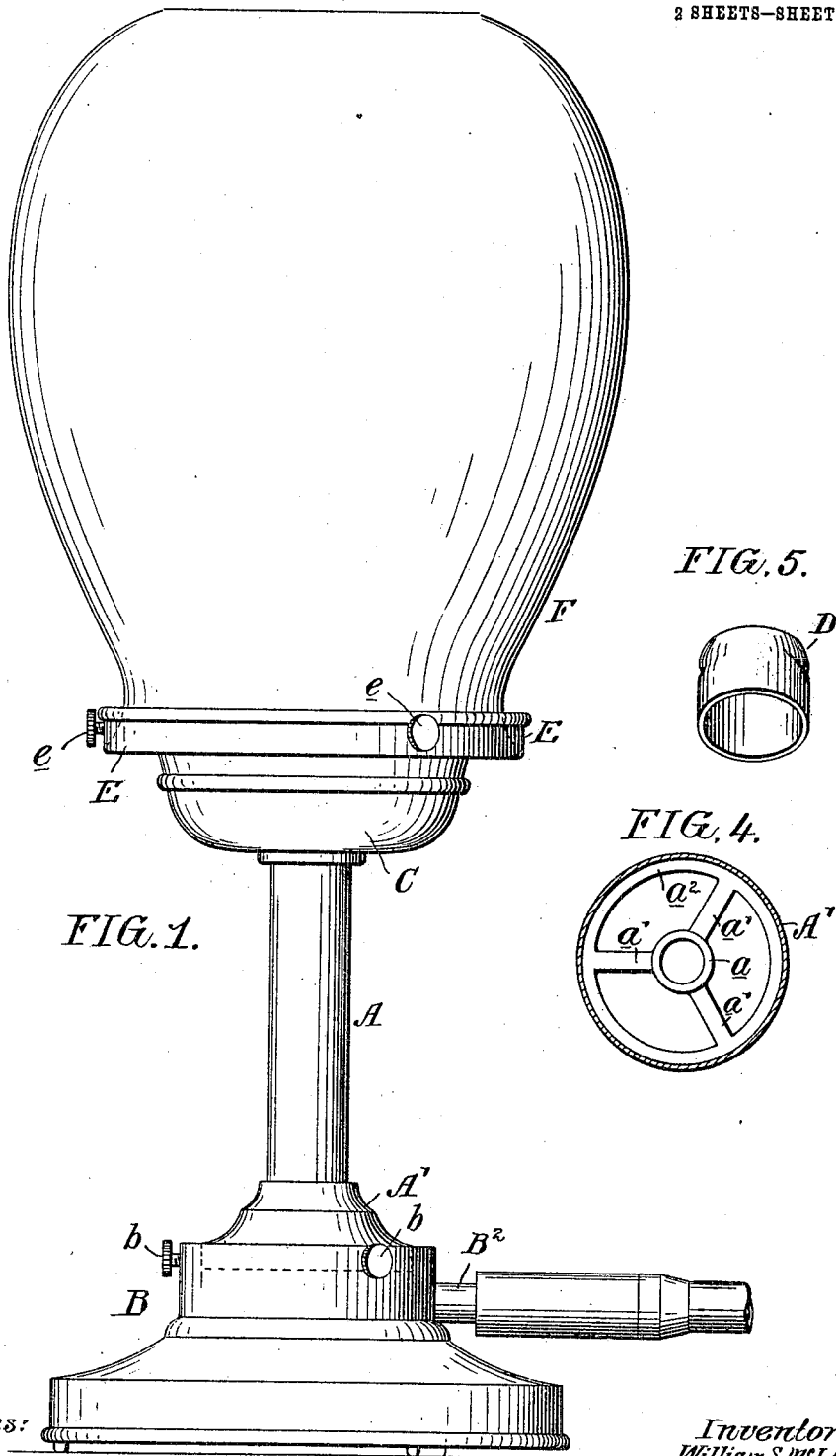


No. 837,333.

PATENTED DEC. 4, 1906.

W. S. McLEWEE.
GAS LAMP.
APPLICATION FILED APR. 19, 1905.

2 SHEETS—SHEET 1.



Witnesses:

Thos. B. Chittenden
McClodshall

Inventor:

William S. McLeewee
By his attorney

F. H. Witt Goodwin

No. 837,333.

PATENTED DEC. 4, 1906.

W. S. McLEWEE.

GAS LAMP.

APPLICATION FILED APR. 19, 1905.

2 SHEETS—SHEET 2.

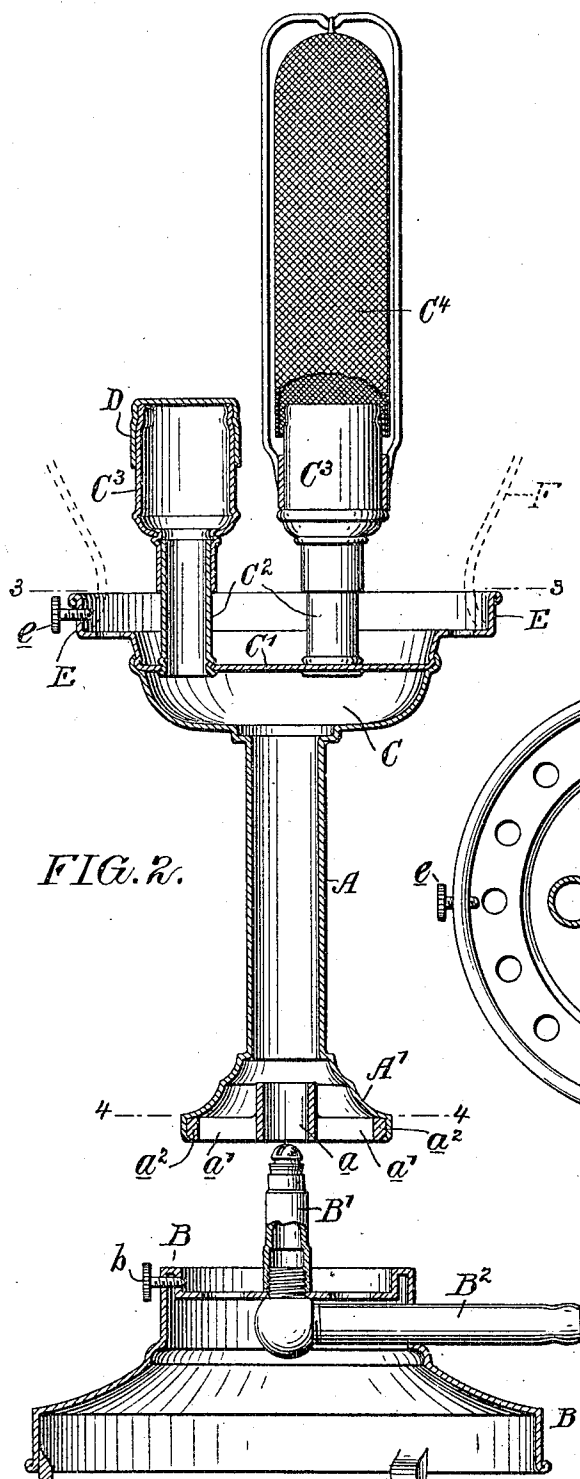


FIG. 2.

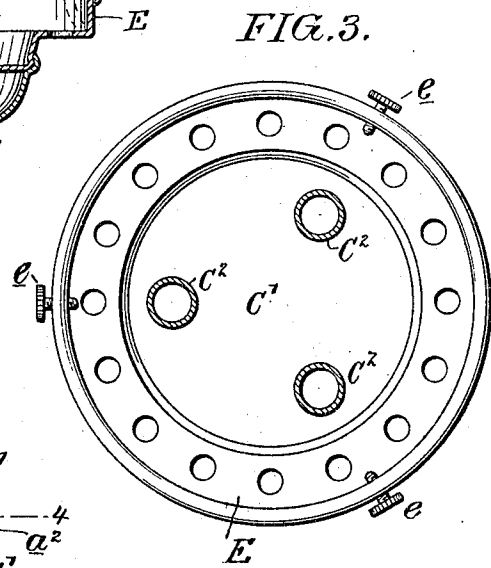


FIG. 3.

Witnesses: Mr. T. C. Chas. M. E. Goddard

Inventor:
William S. McLeewee
By his Attorney
J. W. Little Goodwin

UNITED STATES PATENT OFFICE.

WILLIAM S. McLEWEE, OF YARDLEY, PENNSYLVANIA.

GAS-LAMP.

No. 837,333.

Specification of Letters Patent.

Patented Dec. 4, 1906.

Application filed April 19, 1905. Serial No. 256,404.

To all whom it may concern:

Be it known that I, WILLIAM S. McLEWEE, a citizen of the United States, residing at Yardley, in the county of Bucks and State of Pennsylvania, have invented certain new and useful Improvements in Gas-Lamps, of which the following is a specification.

My invention relates to improvements in gas-lamps, and particularly to gas-lamps in which Welsbach mantles are used.

The object of my invention is to simplify the construction of a lamp and increase its illuminating power.

A further object of my invention is to construct the lamp so that it may be used on a base, as a table-lamp, or it may be placed over a gas-fixture having an ordinary burner; and a still further object is to provide means for readily closing off one of the burners in case a mantle should become broken, together with other novel features of construction which will be more fully set forth and claimed.

In the drawings, Figure 1 is an elevation of the gas-lamp illustrating my invention. Fig. 2 is a vertical section of the lamp. Fig. 3 is a horizontal section as on line 3 3, Fig. 2. Fig. 4 is a horizontal section as on line 4 4, Fig. 2. Fig. 5 is a perspective view of a cap for closing the burners.

Referring to the drawings, A is a tube having at its lower end an enlarged portion A', adapted to fit into and be held in the socket formed in the base B by means of set-screws b. The portion A' of the tube is provided with a sleeve a, carried by arms a', extending from a ring a², secured to the portion A'.

The sleeve a fits over the burner B', carried by the base B. A pipe B² supplies gas to the burner B', and said pipe extends through the side of the base B, so that a flexible tube may be attached. Gas is in this way supplied to the lamp. The use of the burner B', which is the form of lava-tip burner now extensively used and known as a "four-feet-per-hour-tip burner," is of great advantage in governing the flow of gas to the lamp.

The upper end of the tube A is provided

with an expansion-chamber C, having apertures formed in its top plate C', into which are fitted burner-tubes C², carrying the Welsbach burners C³, over which are fitted the mantles C⁴. The lamp may have any number of Welsbach burners. When more than one is used in a lamp, a cap D, as shown in Figs. 2 and 5, is provided, which is adapted to be fitted over the portion C³ to close off the flow of gas in case the mantle is broken. This permits the remaining burners to be used. The expansion-chamber C is provided with an annular flange E, which is adapted to hold the globe F, set-screws e being provided to hold the globe securely.

When it is desired to use my improved gas-lamp for other purposes than a table-lamp, the set-screws b are loosened, and the lamp may then be lifted from the base, as shown in Fig. 2. The lamp may then be placed on any gas fixture or chandelier having the ordinary burner, as shown at B'.

When the lamp is placed on a rigid gas-fixture, the sleeve a will hold the lamp erect when placed upon a burner such as B'; but when the base B is used in connection with the lamp it is of advantage to have them secured together by the set-screws b, so that the base may be fitted with the lamp.

Having thus described my invention, I claim and desire to secure by Letters Patent—

In a lamp the combination of a tube, an expansion-chamber on said tube, burners having mantles connected to said expansion-chamber, an enlarged lower portion on said tube, a base having a socket adapted to receive the enlarged lower portion of said tube, a gas-supply pipe and means for securing said base and the enlarged lower portion of said tube together, substantially as described.

In testimony whereof I affix my signature in presence of two witnesses.

WILLIAM S. McLEWEE.

Witnesses:

JOSEPH T. TAYLOR,
M. R. CLEELAND.