

March 6, 1951

P. J. MORANO  
FORM-FITTING UNDERGARMENT

2,544,432

Filed June 29, 1949

4 Sheets-Sheet 1

Fig. 6.

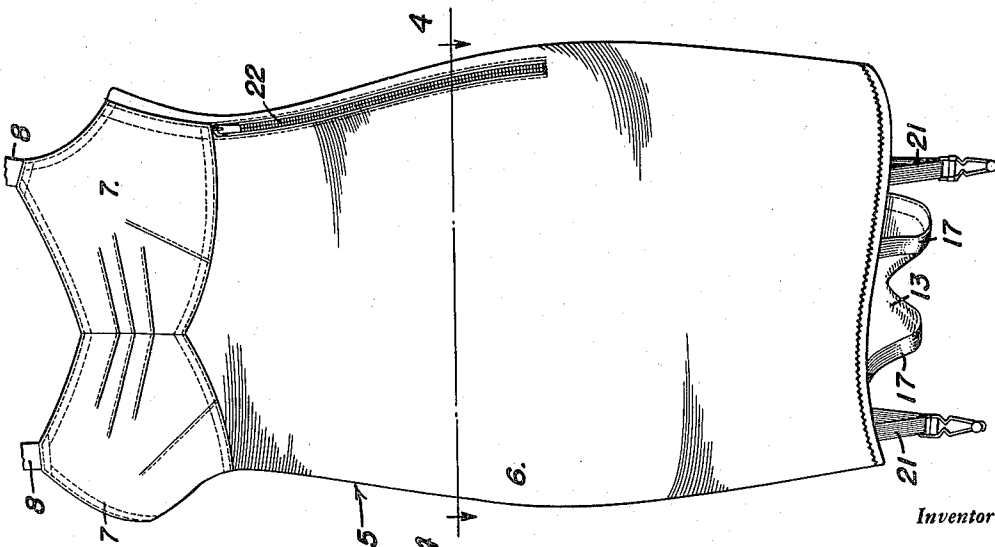
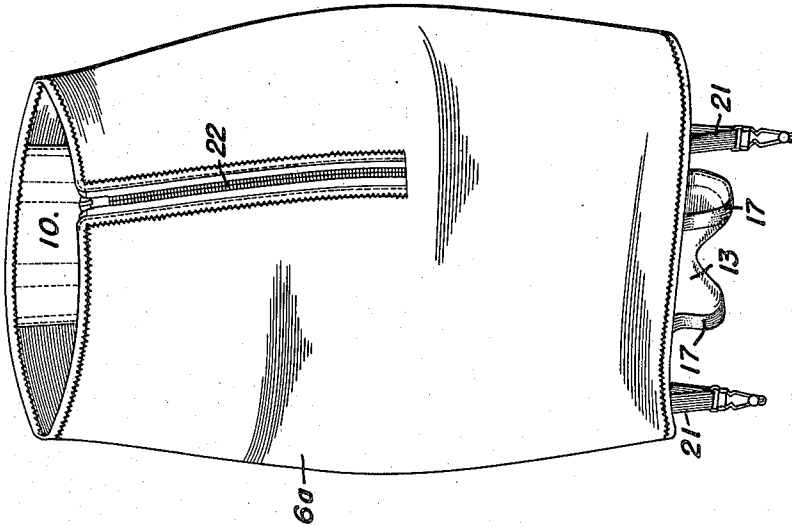


Fig. 1.

Inventor

Patrick Joseph Morano

By *Alvanice W. Brison*  
*and Harvey B. Jacobson*  
Attorneys

March 6, 1951

P. J. MORANO

2,544,432

FORM-FITTING UNDERGARMENT

Filed June 29, 1949

4 Sheets-Sheet 2

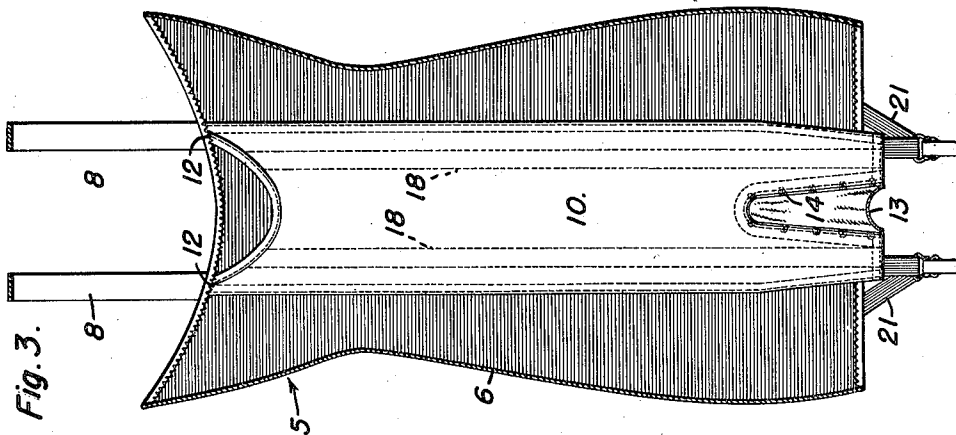


Fig. 3.

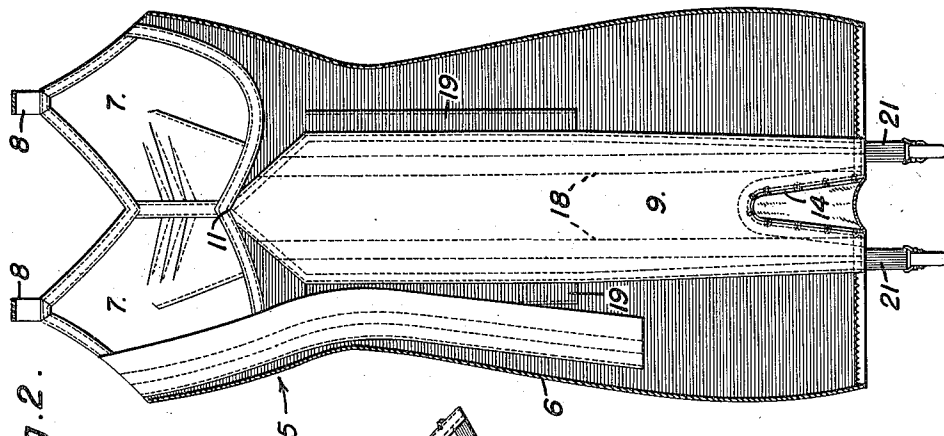


Fig. 2.

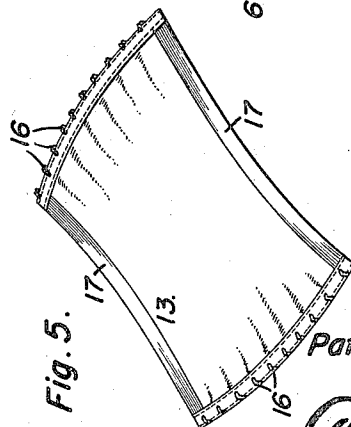


Fig. 5.

Inventor

Patrick Joseph Morano

By

Clarence A. O'Brien  
and Harvey B. Jacobson  
Attorneys

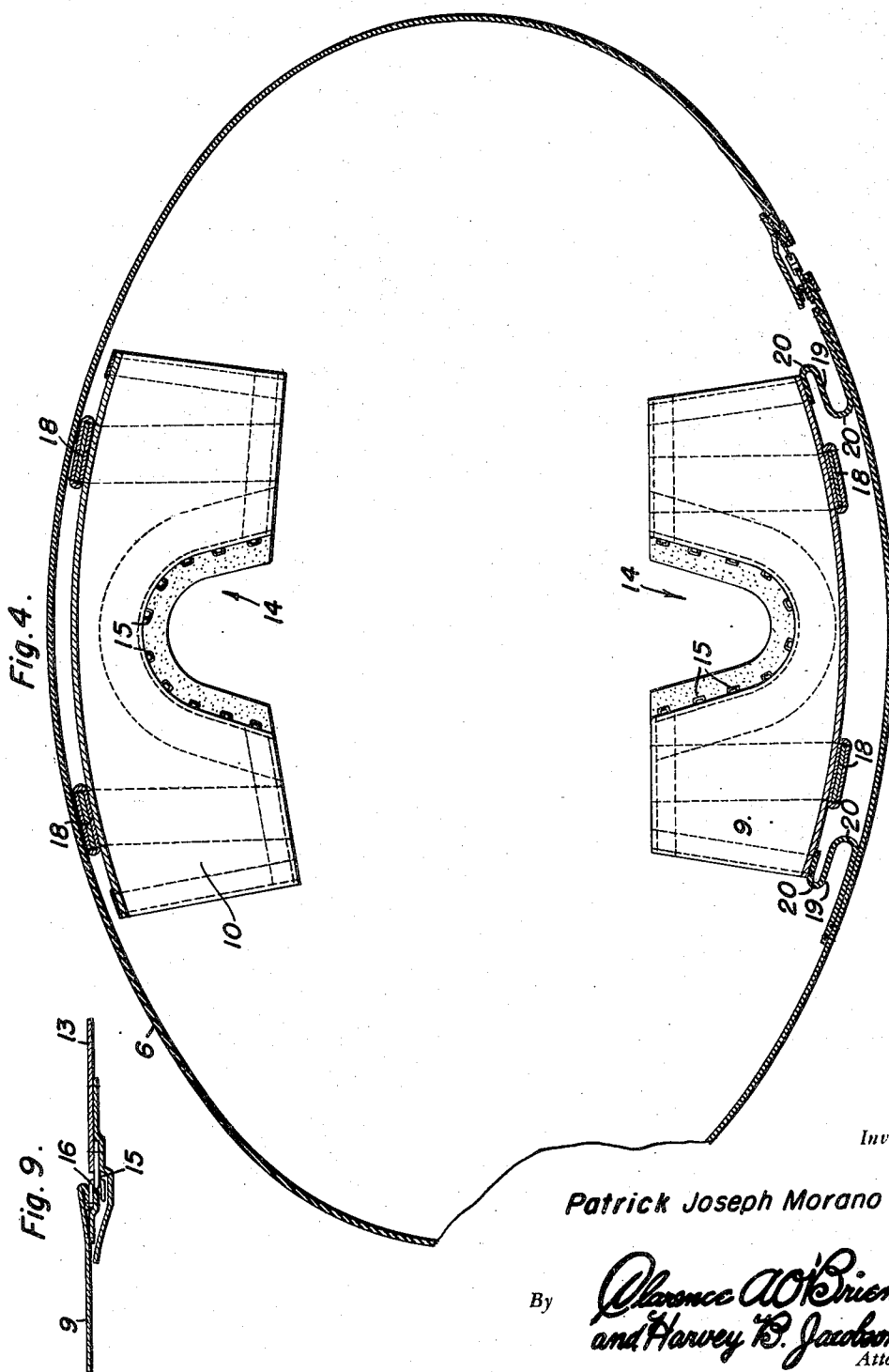
March 6, 1951

P. J. MORANO  
FORM-FITTING UNDERGARMENT

2,544,432

Filed June 29, 1949

4 Sheets-Sheet 3



Inventor

Patrick Joseph Morano

By *Clarence A. O'Brien*  
*and Harvey B. Jacobson*  
Attorneys

March 6, 1951

P. J. MORANO  
FORM-FITTING UNDERGARMENT

2,544,432

Filed June 29, 1949

4 Sheets-Sheet 4

Fig. 8.

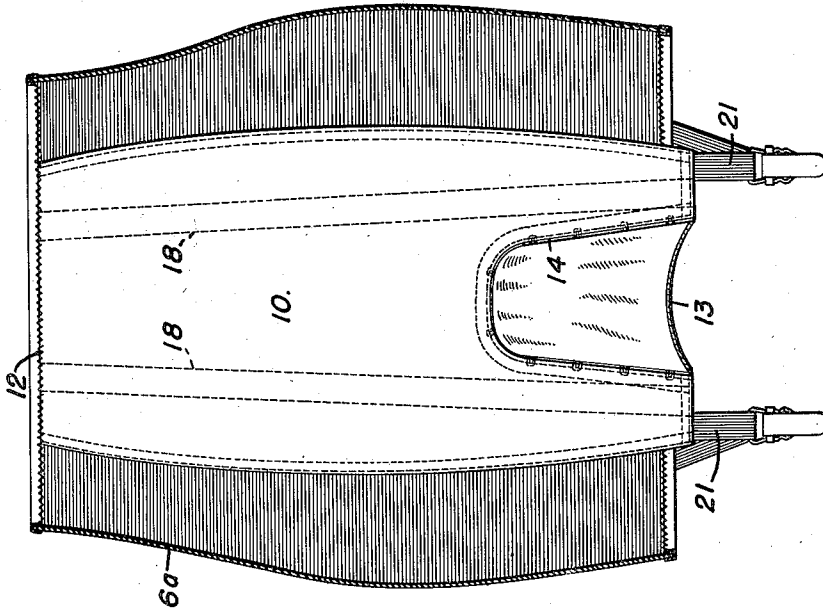
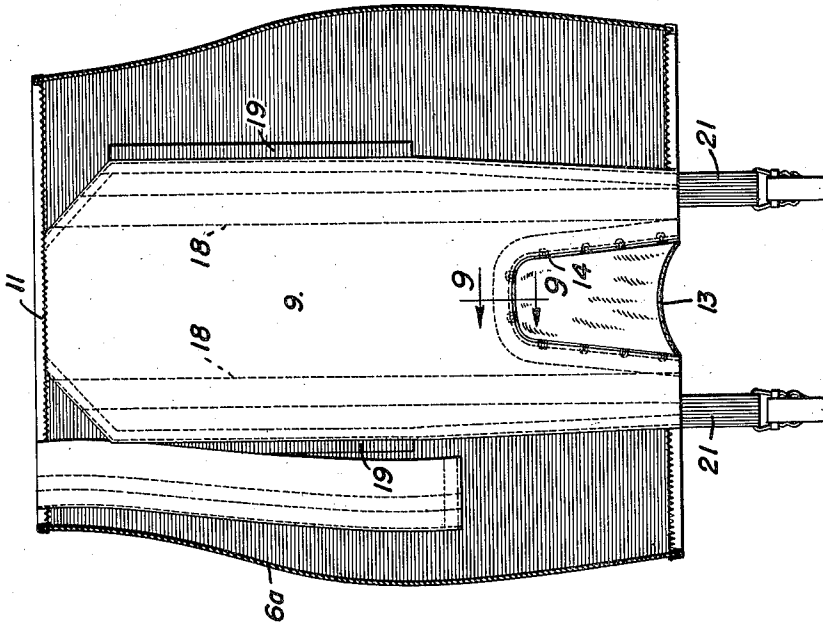


Fig. 7.



Inventor

Patrick Joseph Morano

By

Clarence A. O'Brien  
and Harvey B. Jacobson  
Attorneys

## UNITED STATES PATENT OFFICE

2,544,432

## FORM-FITTING UNDERGARMENT

Patrick Joseph Morano, New York, N. Y., assignor  
to Even-Pul Foundations, Inc., New York, N. Y.

Application June 29, 1949, Serial No. 102,066

2 Claims. (Cl. 2-43)

1

This invention relates to a garment including a circumferentially elastic girdle provided with a detachable crotch-piece.

The primary object of the invention is to provide a garment of the above kind in which the crotch-piece is so attached to the girdle as to insure maximum comfort to the wearer and to not interfere with proper fitting and stretching of the girdle about the wearer.

Heretofore, it has been customary to attach the ends of the crotch-piece directly to the lower front and back portions of the girdle, thereby causing discomfort to the wearer and interfering with stretching of the girdle where the ends of the crotch-piece are attached thereto.

In accordance with the present invention, inelastic front and back suspension pieces are disposed within and attached at their upper ends to the upper edge of the girdle, and the ends of the crotch-piece are detachably attached to the lower ends of said suspension pieces, the side and lower edges of said suspension pieces being free of any connection with the girdle which is such as to interfere with normal stretching of the latter.

In the preferred construction of the present garment, the suspension pieces have U-shaped notches in their lower ends, and separable fastener members are attached to the suspension pieces about these notches for coaction with complementary fastener members attached to the ends of the crotch piece whereby the latter is shaped transversely to comfortably fit the crotch of the wearer. Also, the upper portion of the front suspension piece is connected at its side edges to the front of the girdle by means of laterally yieldable elastic strips normally having vertical folds therein so as to allow free normal expansion of the upper front portion of the girdle but to control and oppose abnormal expansion thereof. In addition, hose supporters are preferably attached to the lower edges of the suspension pieces so that a downward pull will be exerted thereon to prevent such an upward pull on the crotch piece as might cause the wearer undue discomfort.

The exact nature of the present invention will become apparent from the following description when considered with the accompanying drawings, in which:

Figure 1 is a front perspective view of a combined girdle and brassiere embodying the present invention;

Figure 2 is a vertical section thereof, looking at the inside of the front of the garment;

2

Figure 3 is a view similar to Figure 2, looking at the inside of the back of the garment;

Figure 4 is an enlarged horizontal section taken on the line 4-4 of Figure 1, with the crotch piece removed;

Figure 5 is a perspective view of the crotch piece;

Figure 6 is a view similar to Figure 1, of a girdle embodying the present invention;

Figure 7 is a view similar to Figure 2, of the girdle shown in Figure 6;

Figure 8 is a view similar to Figure 3, of the girdle shown in Figure 6;

Figure 9 is a fragmentary section taken on the line 9-9 of Figure 7.

Referring to Figures 1 to 5 inclusive, 5 indicates a combined girdle and brassiere including a form-fitting girdle portion 6 which may be made of heavy knitted elastic fabric and which extends above the waist line to provide in conjunction with breast cups 7, a brassiere that has shoulder straps 8. Vertically elongated inelastic floating suspension pieces 9 and 10 are respectively provided on the inside of front and back portions of the girdle 6, being stitched at their upper ends to the upper edge of said girdle, as at 11 and 12, and extending to the bottom of said girdle. A crotch-piece 13 is detachably attached at its ends to the lower ends of the suspension pieces 9 and 10. The side and lower edges of the suspension pieces are free of any connection with the girdle which may interfere with normal circumferential stretching or expansion of the latter.

The suspension pieces preferably have U-shaped notches 14 in their lower ends, and separable fastener members, such as eye members 15, are attached to the suspension pieces about these notches for coaction with complementary fastener or hook members 16 attached to the ends of the crotch piece, whereby the latter is shaped transversely to comfortably fit the crotch of the wearer. The crotch piece is of substantially rectangular form and may be made of light knit fabric so that it is longitudinally elastic, and the side edges of said crotch-piece are bound with narrow elastic tapes 17. The suspension pieces may have longitudinal stays or stiffeners 18 near the side edges thereof.

The upper portion of the front suspension piece 9 is connected at its side edges to the front of the girdle by means of laterally yieldable elastic strips 19 which normally have vertical or longitudinal folds 20 therein to allow free normal expansion

3 of the upper front portion of the girdle but to control and oppose abnormal expansion thereof.

The straps 21 of hose supporters are attached at their ends to the lower end of each suspension piece and the adjacent portion of the girdle, so as to provide for a downward pull on the lower ends of said suspension pieces and thereby oppose any upward pull on the crotch-piece that might cause the wearer discomfort. The garment may open part way down from the top near one side, as generally indicated at 22.

The garment of Figures 6 to 9 inclusive is merely a girdle 6a that extends from the waistline to a point below the hips. In all other essential respects, both garments are substantially alike, and like parts of both garments are indicated by similar reference characters.

From the foregoing description, it will be seen that the construction disclosed is well adapted to accomplish the stated objects of the invention. Modifications and changes in details of construction are contemplated within the spirit of the invention as claimed.

Having described the invention, what is claimed as new is:

1. A garment including a circumferentially elastic girdle of form-fitting construction, a pair of vertically elongated floating suspension pieces disposed adjacent the inner surfaces of the respective front and back portions of said girdle,

4 and a crotch piece provided at the lower ends of said suspension pieces, the upper end portions of the suspension pieces being secured to adjacent upper portions of said girdle but the remaining portions of the suspension pieces being completely detached from the girdle whereby downward pressure on said crotch piece may be transmitted by the floating suspension pieces to the upper edge portion of the girdle and sustained by the latter.

2. The garment as defined in claim 1 together with hose supporters having straps attached to lower ends of said suspension pieces and adjacent lower portions of said girdle.

PATRICK JOSEPH MORANO.

#### REFERENCES CITED

The following references are of record in the file of this patent:

#### UNITED STATES PATENTS

Number	Name	Date
2,154,253	Spain	Apr. 11, 1939
2,458,712	Kops	Jan. 11, 1949
2,464,093	Lo Cascio	Mar. 8, 1949
2,472,329	Kispert	June 7, 1949

#### FOREIGN PATENTS

Number	Country	Date
837,469	France	Nov. 12, 1938