



US00D719209S

(12) **United States Design Patent**
Garfias

(10) **Patent No.:** **US D719,209 S**

(45) **Date of Patent:** **** Dec. 9, 2014**

- (54) **EYEGLASS**
- (71) Applicant: **Oakley, Inc.**, Foothill Ranch, CA (US)
- (72) Inventor: **Nicolas Adolfo Garfias**, Long Beach, CA (US)
- (73) Assignee: **Oakley, Inc.**, Foothill Ranch, CA (US)
- (**) Term: **14 Years**
- (21) Appl. No.: **29/494,756**
- (22) Filed: **Jun. 24, 2014**
- (51) **LOC (10) Cl.** **14-03**
- (52) **U.S. Cl.**
USPC **D16/313; D16/321**
- (58) **Field of Classification Search**
CPC G02C 2200/08; G02C 1/06
USPC D14/125-134, 239, 371, 136, 374-377,
D14/440, 450, 448, 336, 342, 159, 372;
312/7.2; D16/101, 300-342; 351/41,
351/44, 158; D10/15, 26; 446/484, 175,
446/356; D6/477, 479, 300
See application file for complete search history.

D398,326 S	9/1998	Jannard et al.	
5,867,841 A	2/1999	Chiang	
D407,428 S	3/1999	Jannard et al.	
D408,049 S	4/1999	Jannard et al.	
D415,188 S	10/1999	Thixton et al.	
D418,153 S	12/1999	Haney	
D420,035 S	2/2000	Hartman	
D435,857 S	1/2001	Yang	
6,233,342 B1	5/2001	Fernandez	
D457,550 S *	5/2002	Wilson	D16/312
D478,927 S	8/2003	Teng	
D484,173 S	12/2003	Jannard et al.	
D485,569 S	1/2004	Hsu	
D489,394 S	5/2004	Teng	
D514,613 S	2/2006	Jannard et al.	
D519,148 S	4/2006	Wu	
D523,461 S	6/2006	Jannard et al.	
D524,354 S	7/2006	Yang	
7,147,324 B2	12/2006	Jannard et al.	
7,150,526 B2	12/2006	Jannard et al.	
D534,573 S	1/2007	Mage	

(Continued)

Primary Examiner — Raphael Barkai
(74) *Attorney, Agent, or Firm* — Knobbe Martens Olson & Bear, LLP

(57) **CLAIM**
The ornamental design for an eyeglass, as shown and described.

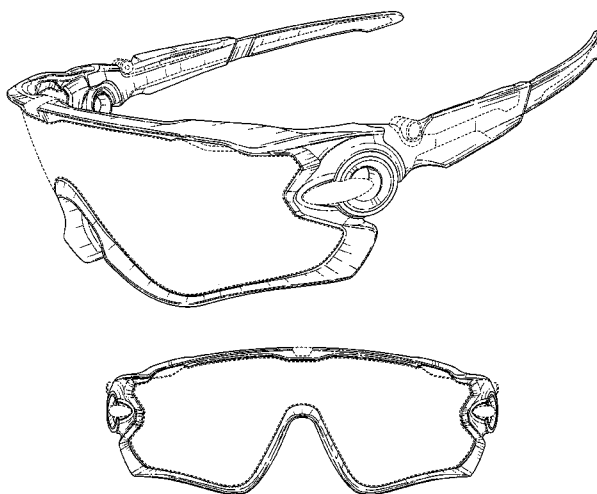
(56) **References Cited**
U.S. PATENT DOCUMENTS

D184,274 S	1/1959	Darr	
D190,884 S	7/1961	Rose	
3,665,122 A	5/1972	Weiss	
D285,020 S *	8/1986	Schmidthaler	D16/313
4,856,086 A	8/1989	McCullough	
4,882,769 A	11/1989	Gallimore	
D323,515 S *	1/1992	Arbez	D16/313
5,159,639 A	10/1992	Shannon et al.	
D374,883 S *	10/1996	Luzlbauer	D16/321
D380,766 S	7/1997	Simioni	
D387,084 S	12/1997	Bolle'	
D390,863 S	2/1998	Bennell	
D398,021 S	9/1998	Bolle	

DESCRIPTION

FIG. 1 is a front perspective view of an eyeglass showing an embodiment of the new design;
FIG. 2 is a front elevational view thereof;
FIG. 3 is a rear elevational view thereof;
FIG. 4 is a left side elevational view thereof, the right side elevational view being a mirror image thereof;
FIG. 5 is a top plan view thereof; and,
FIG. 6 is a bottom plan view thereof.
The broken lines in the Figures show portions of the eyeglass which form no part of the claimed design.

1 Claim, 5 Drawing Sheets



(56)

References Cited

U.S. PATENT DOCUMENTS

D536,026 S	1/2007	Bruck		D573,172 S	7/2008	Baden et al.	
D539,833 S	4/2007	Chuang		D575,323 S	8/2008	Jannard et al.	
D542,328 S *	5/2007	Hsu	D16/313	D581,444 S	11/2008	Jannard et al.	
D544,014 S	6/2007	Fuchs		D582,957 S	12/2008	Moritz	
D545,344 S	6/2007	Yang		D583,404 S	12/2008	Baden	
D545,345 S	6/2007	Moritz et al.		D584,758 S *	1/2009	Mage	D16/313
D545,868 S	7/2007	Chuang		D585,475 S	1/2009	Yang	
D546,866 S	7/2007	Yang		D595,333 S	6/2009	Markovitz et al.	
D548,269 S	8/2007	Baden et al.		D600,269 S	9/2009	Masui	
D548,767 S	8/2007	Jannard et al.		D601,613 S	10/2009	Yee	
D553,173 S	10/2007	Baden et al.		D604,756 S	11/2009	Shin et al.	
D553,176 S	10/2007	Yee et al.		D610,603 S	2/2010	Thixton	
D555,705 S	11/2007	Chuang		D615,580 S	5/2010	Baden et al.	
D556,818 S	12/2007	Jannard et al.		D616,485 S	5/2010	Thixton	
D557,326 S	12/2007	Jannard et al.		D622,303 S	8/2010	Thixton	
D558,816 S	1/2008	Yee		D629,830 S	12/2010	Markovitz et al.	
D561,809 S	2/2008	Yee		D636,010 S	4/2011	Moritz	
D561,816 S	2/2008	Jannard et al.		D648,771 S	11/2011	Rohrbach	
D564,568 S	3/2008	Moritz		D649,579 S	11/2011	Thixton	
D564,572 S	3/2008	Yee et al.		D652,442 S	1/2012	Yee et al.	
D569,412 S	5/2008	Jannard et al.		D653,697 S	2/2012	Taylor et al.	
D572,745 S	7/2008	Moritz		D659,179 S	5/2012	Thixton	
D572,749 S	7/2008	Yee		D659,180 S	5/2012	Moritz	
				D680,576 S *	4/2013	Chen	D16/312
				2005/0128431 A1	6/2005	Jannard et al.	
				2013/0271723 A1	10/2013	Calilung et al.	

* cited by examiner

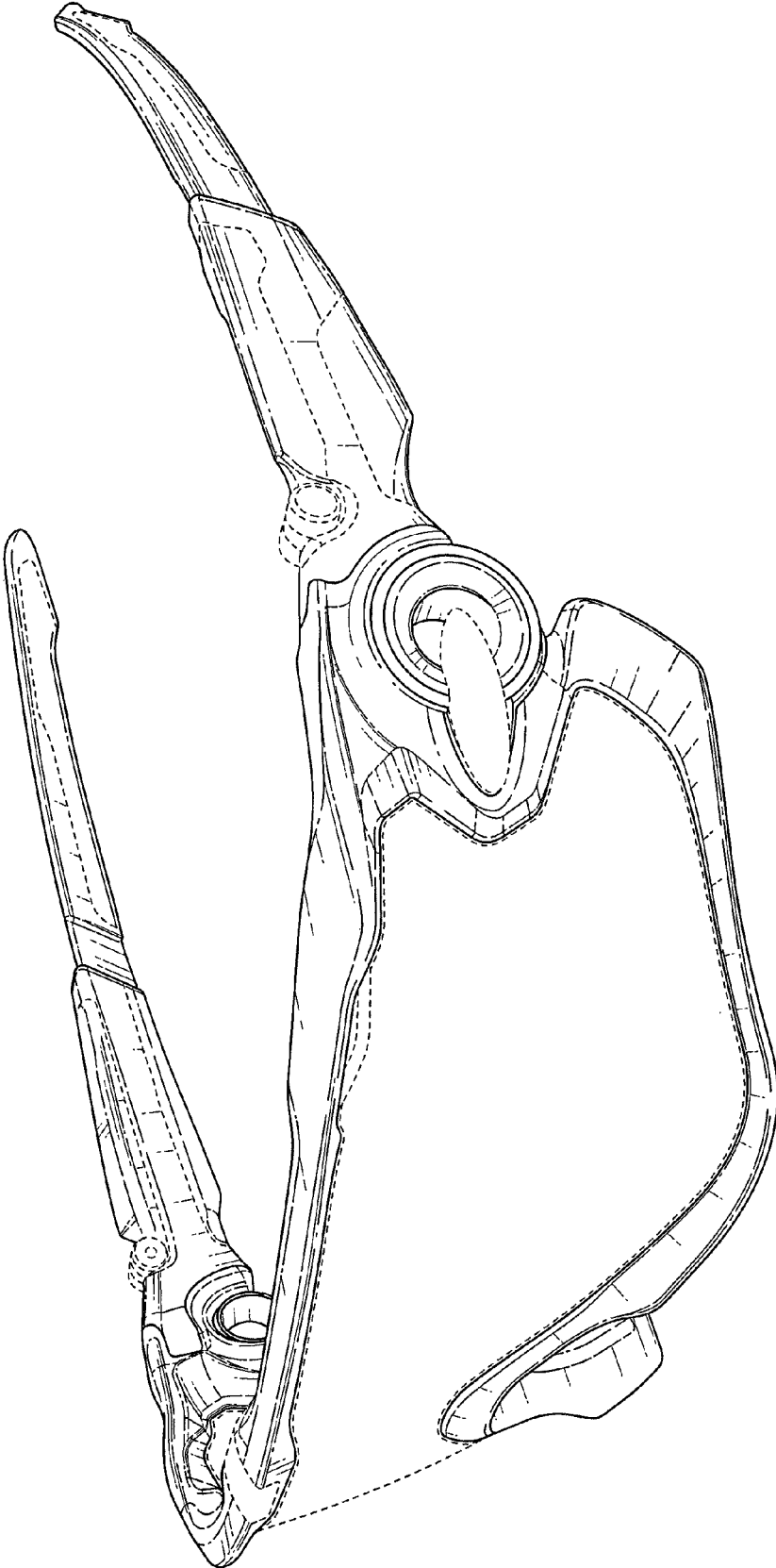


FIG. 1

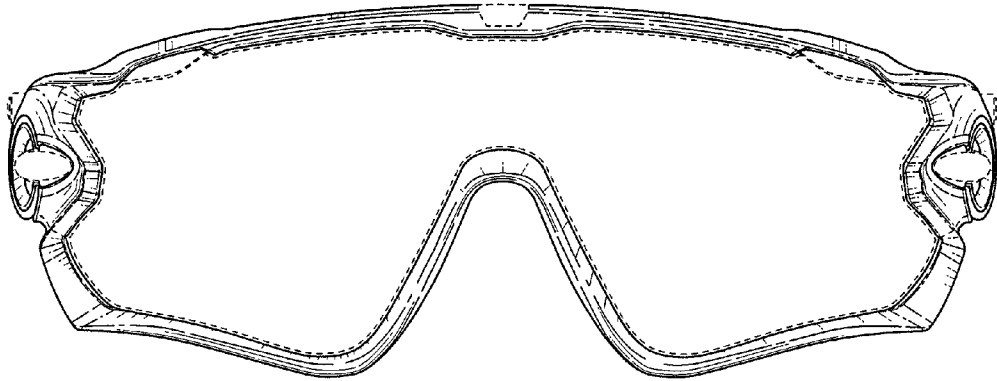


FIG. 2

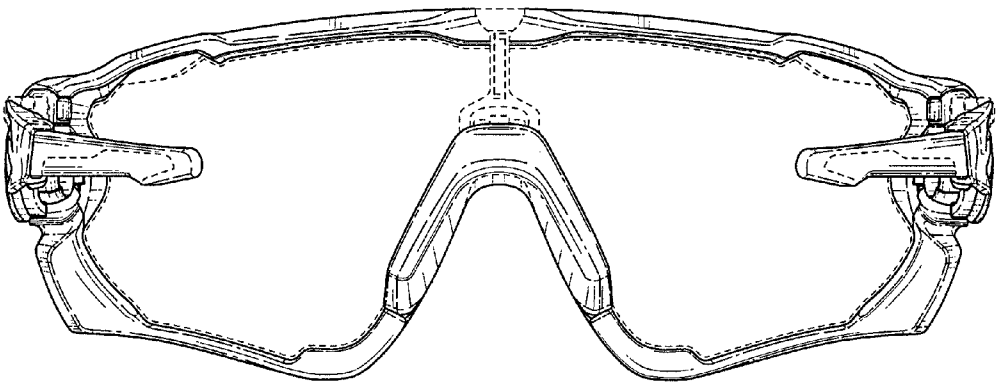


FIG. 3

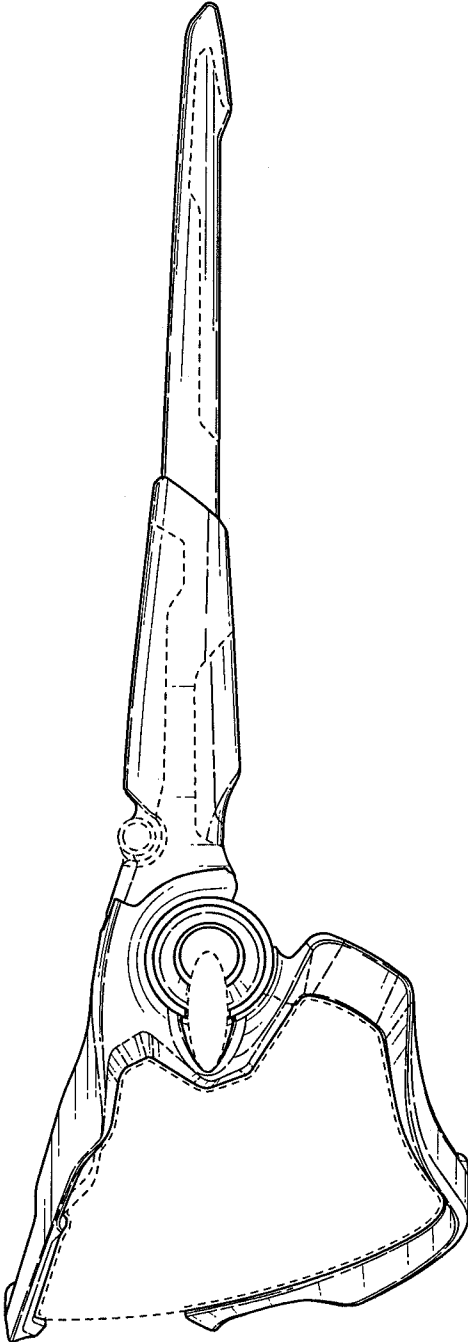


FIG. 4

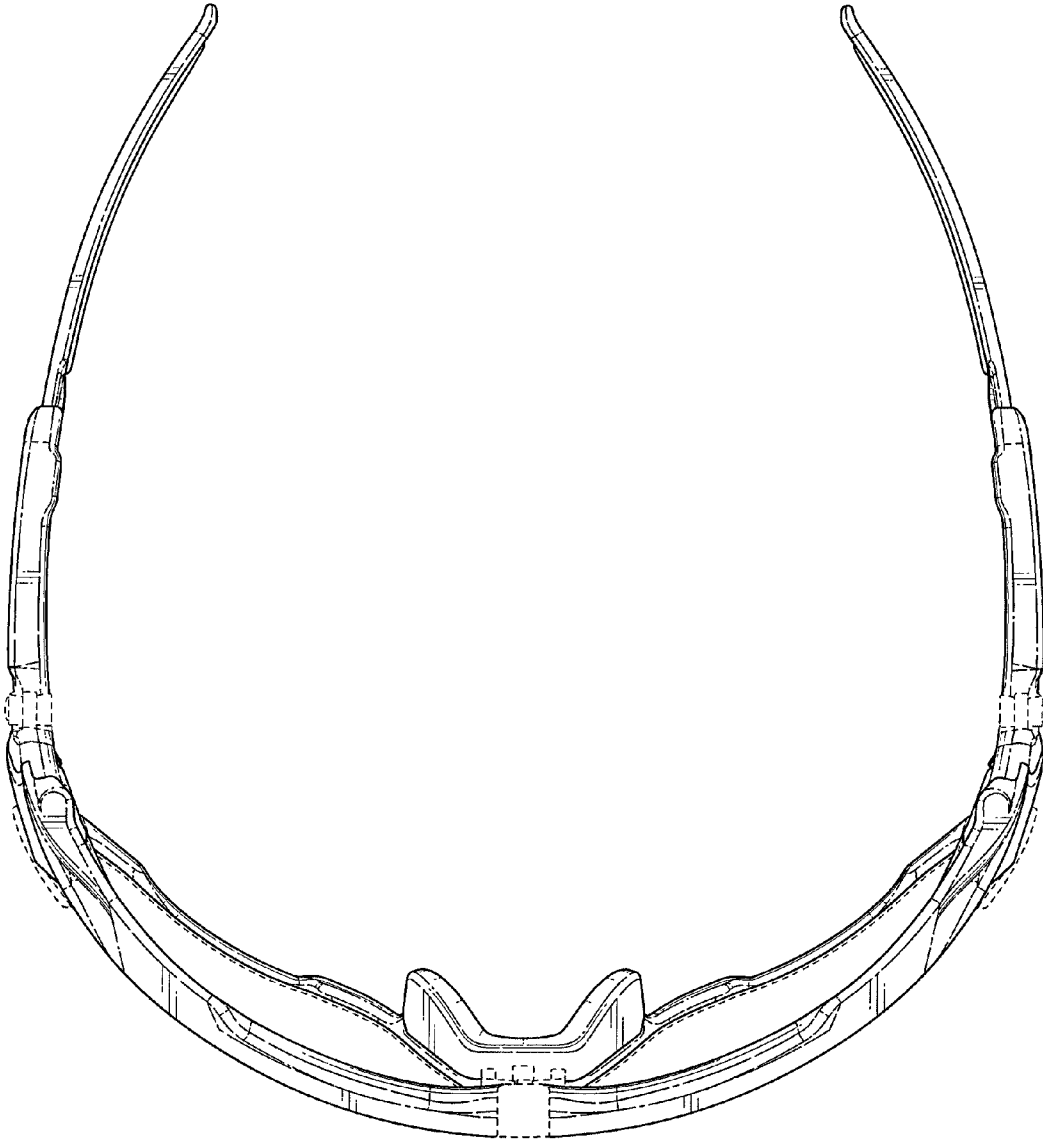


FIG. 5

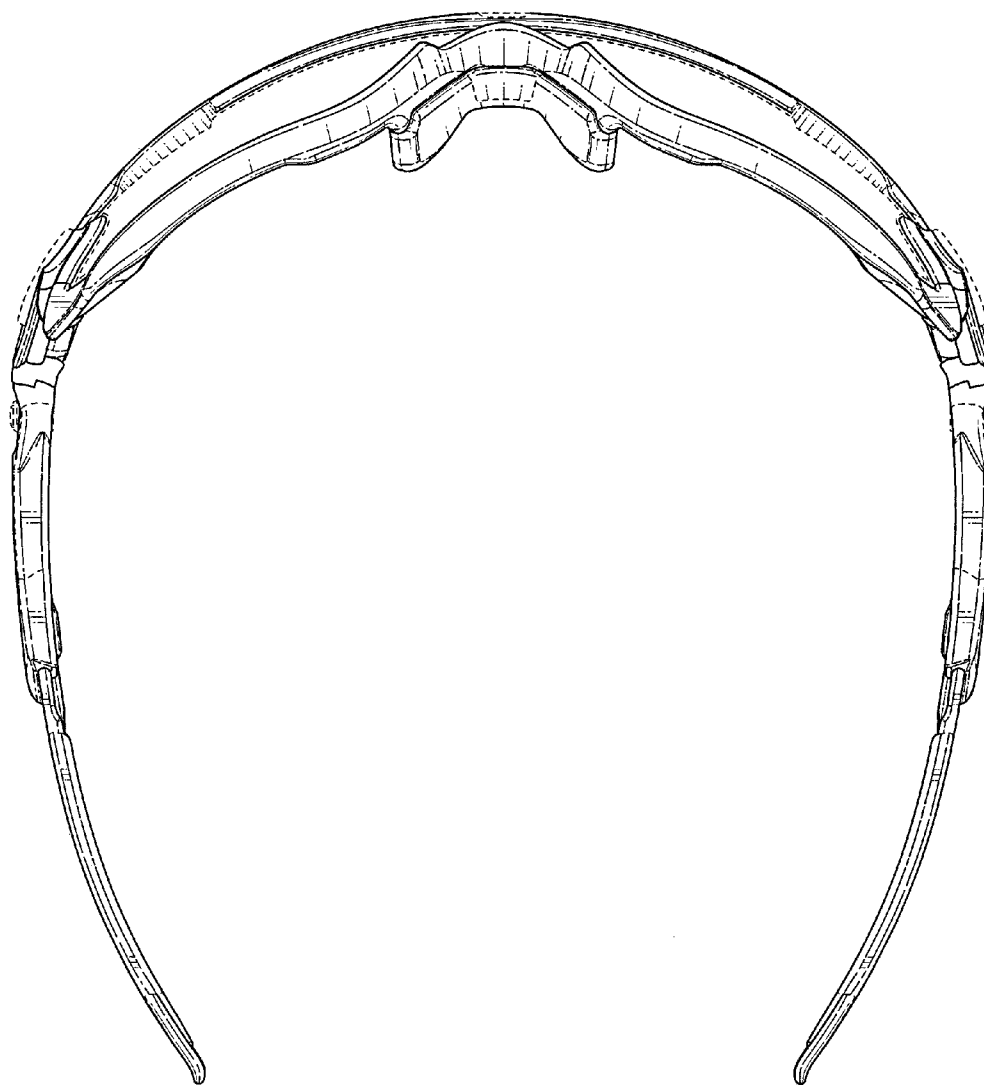


FIG. 6