



US00D856465S

(12) **United States Design Patent**
Long

(10) **Patent No.:** **US D856,465 S**

(45) **Date of Patent:** **** Aug. 13, 2019**

(54) **ELECTRONIC MOUSE/INSECT REPELLER**

D638,507 S * 5/2011 Feuerstein D22/120
D768,806 S * 10/2016 Wu D22/120

(71) Applicant: **Hui-Jian Long**, Ninbo (CN)

* cited by examiner

(72) Inventor: **Hui-Jian Long**, Ninbo (CN)

Primary Examiner — Catherine R Oliver-Garcia

(**) Term: **15 Years**

(74) *Attorney, Agent, or Firm* — Wang Law Firm, Inc.

(21) Appl. No.: **29/641,402**

(22) Filed: **Mar. 22, 2018**

(57) **CLAIM**

(51) **LOC (12) Cl.** **22-06**

The ornamental design for electronic mouse/insect repeller, as shown and described.

(52) **U.S. Cl.**

USPC **D22/120**

(58) **Field of Classification Search**

USPC D22/119–124; 392/395; 43/65–66,
43/112–114, 120–121, 131, 132.1
CPC A01M 1/04; A01M 1/223; A01M 29/12;
A01M 1/22; A01M 1/2005; A01M
1/2001; A01M 1/2016; A01M 25/002;
A01M 25/004; A01M 2200/011; A01M
2200/002; E04B 1/17; F16M 13/02
See application file for complete search history.

DESCRIPTION

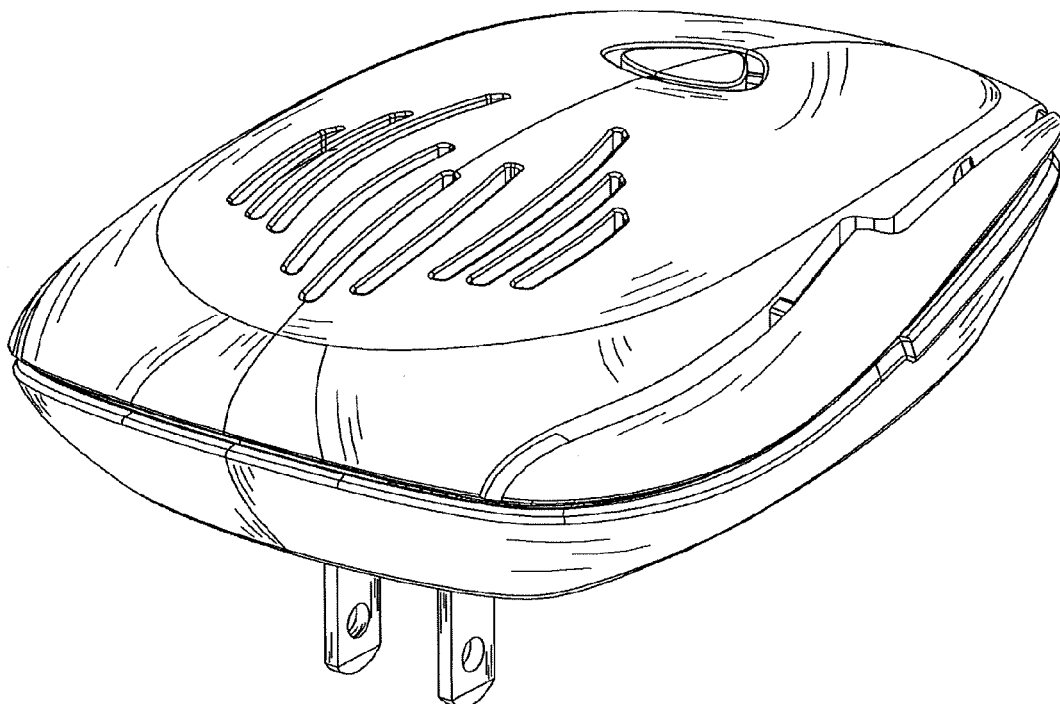
FIG. 1 is a top and right side perspective view of the electronic mouse/insect repeller showing my new design; FIG. 2 is a front elevational view thereof; FIG. 3 is a rear elevational view thereof; FIG. 4 is a left side elevational view thereof; FIG. 5 is a right side elevational view thereof; FIG. 6 is a top plan view thereof; and, FIG. 7 is a bottom plan view thereof.

(56) **References Cited**

U.S. PATENT DOCUMENTS

D469,147 S * 1/2003 Levine D22/120
D469,499 S * 1/2003 Levine D22/120

1 Claim, 7 Drawing Sheets



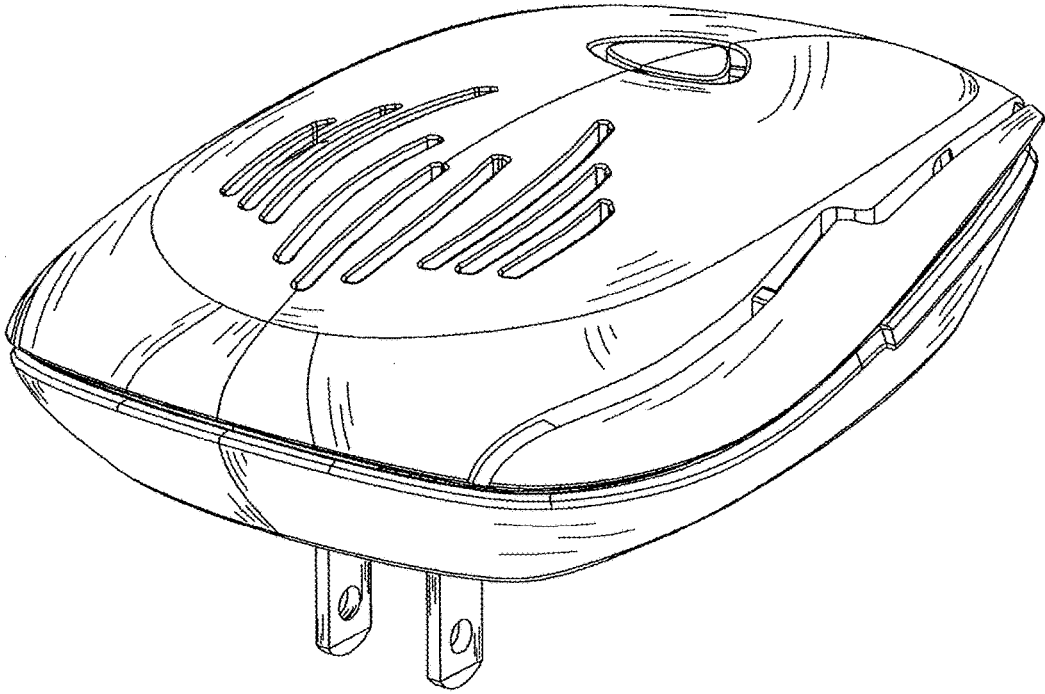


FIG. 1

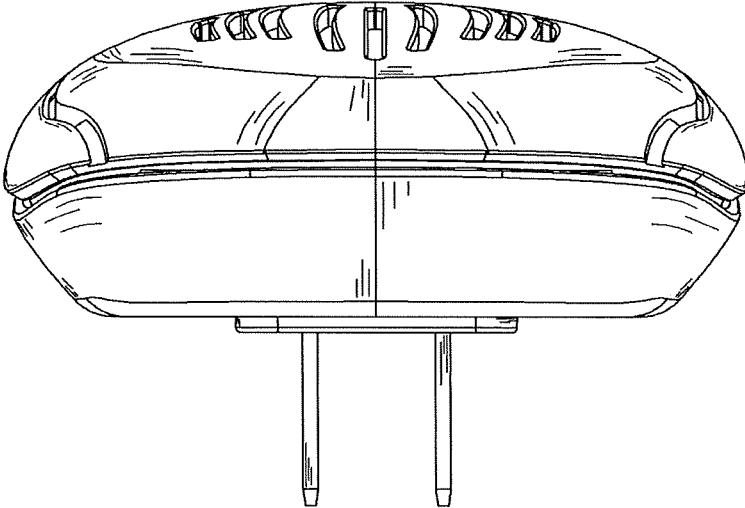


FIG. 2

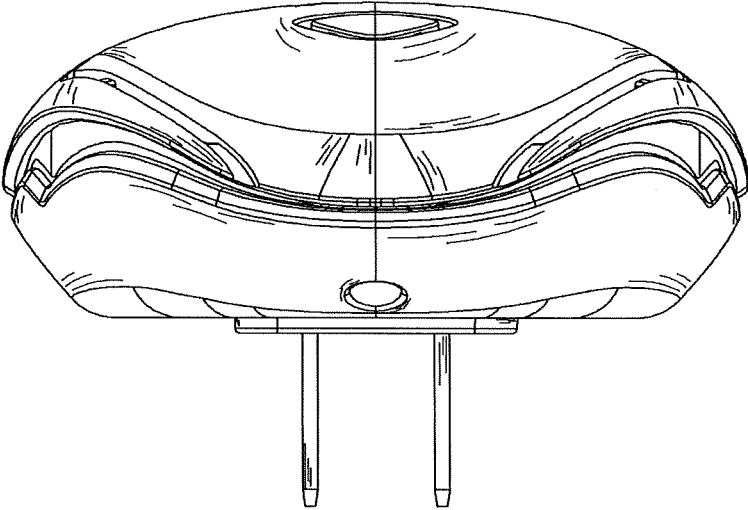


FIG. 3

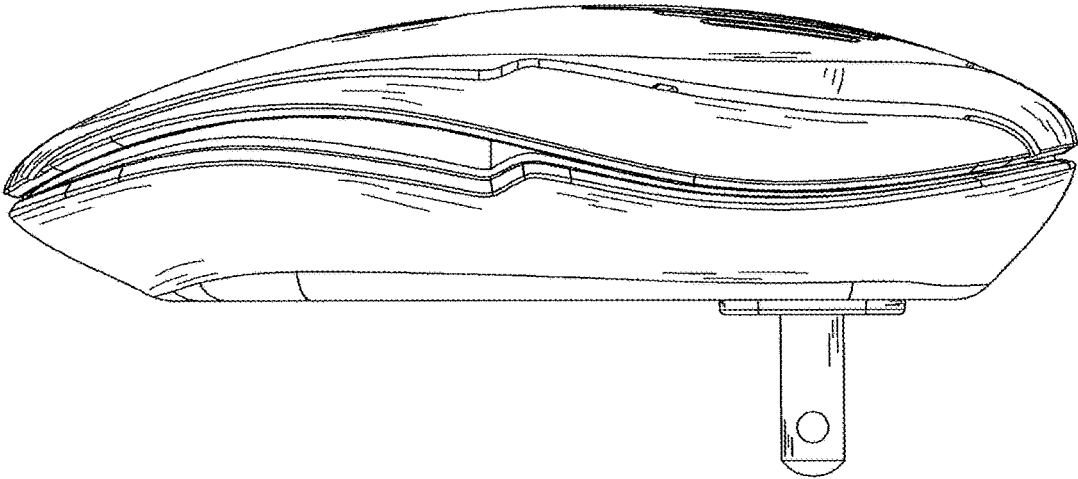


FIG. 4

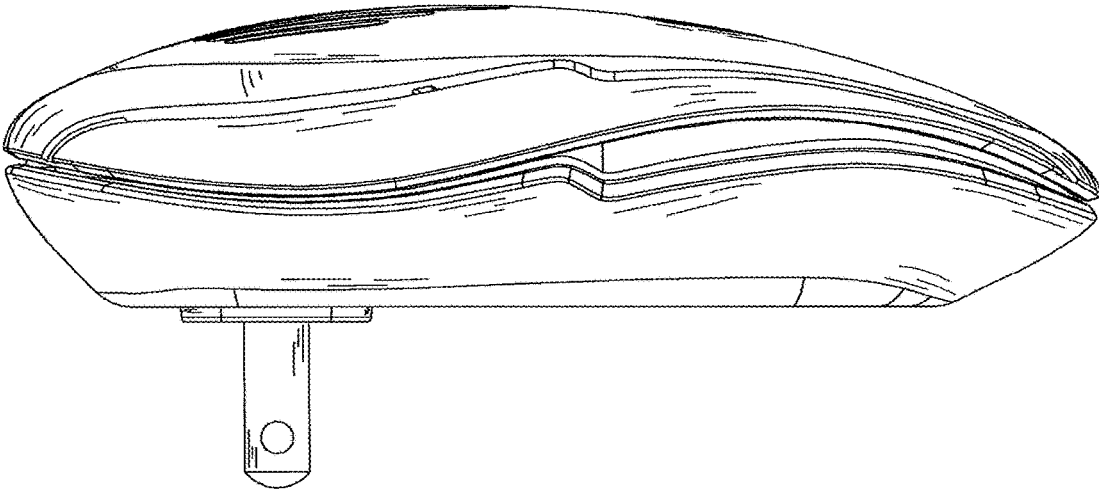


FIG. 5

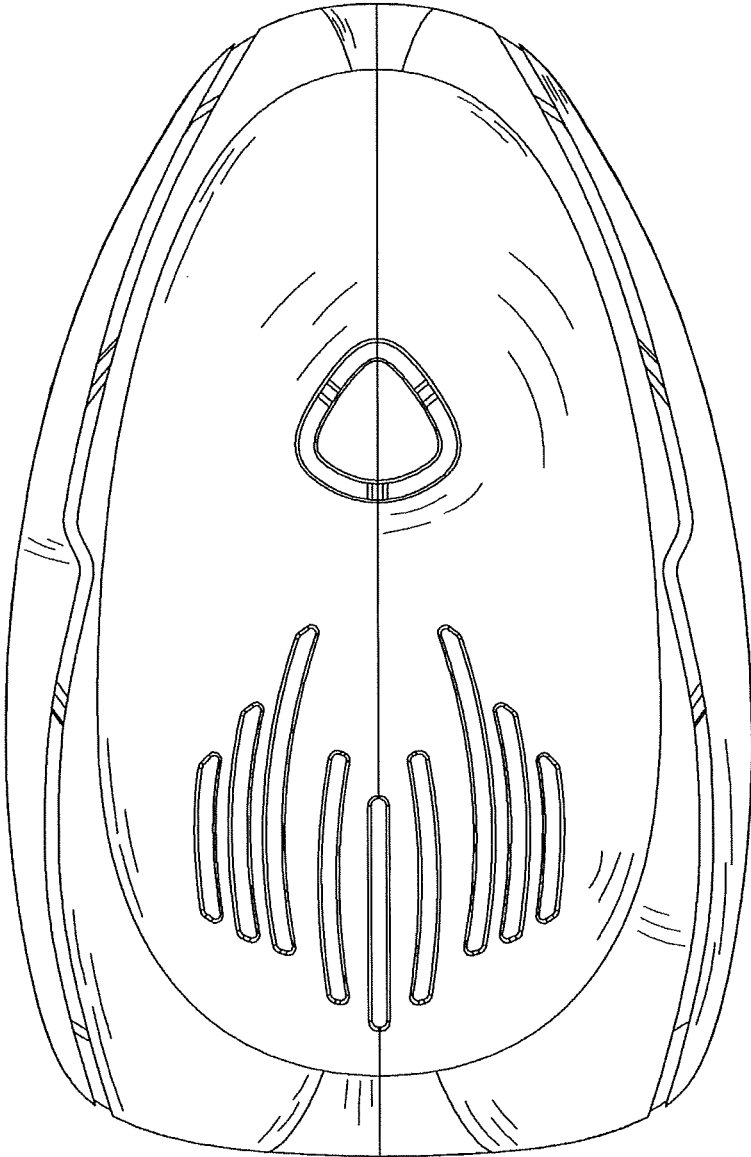


FIG. 6

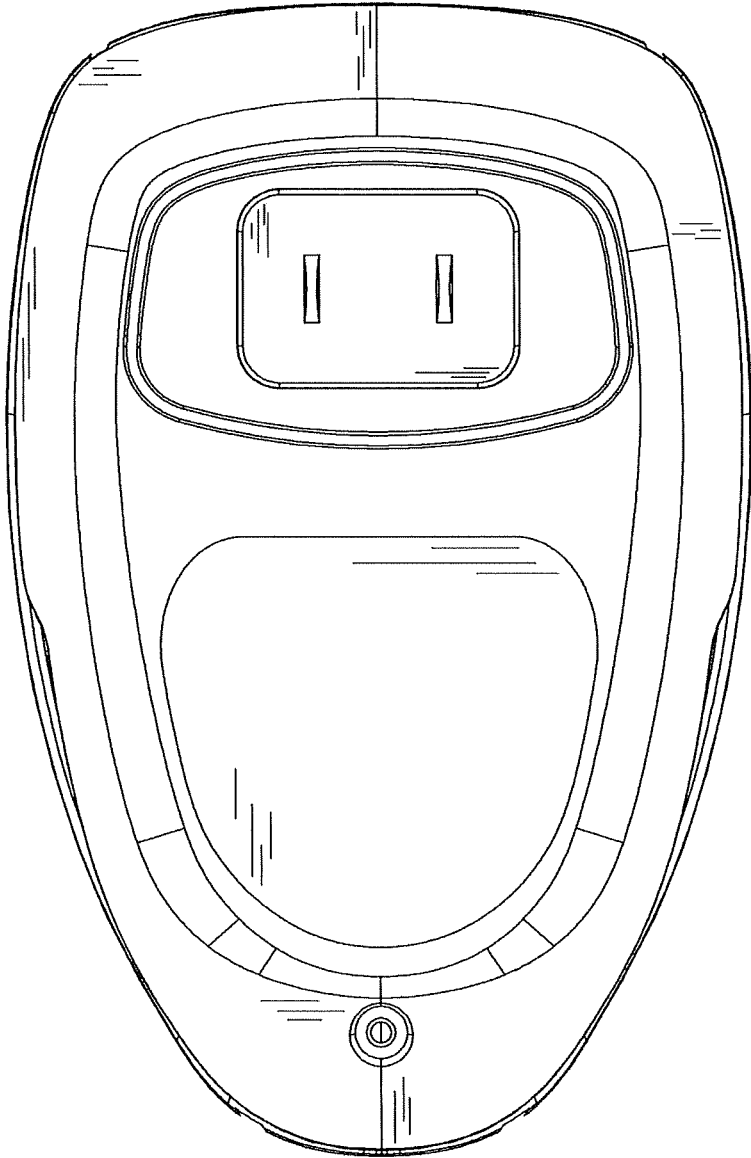


FIG. 7