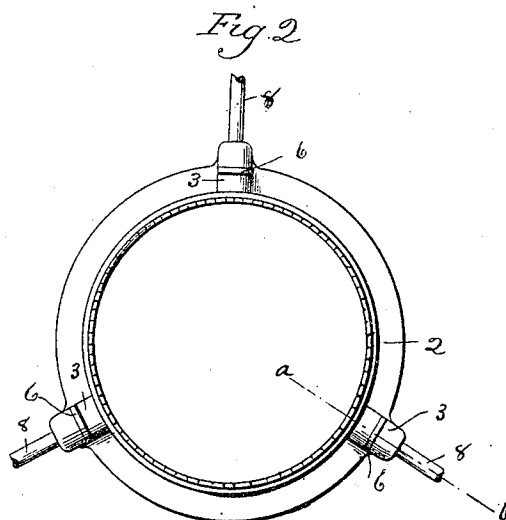
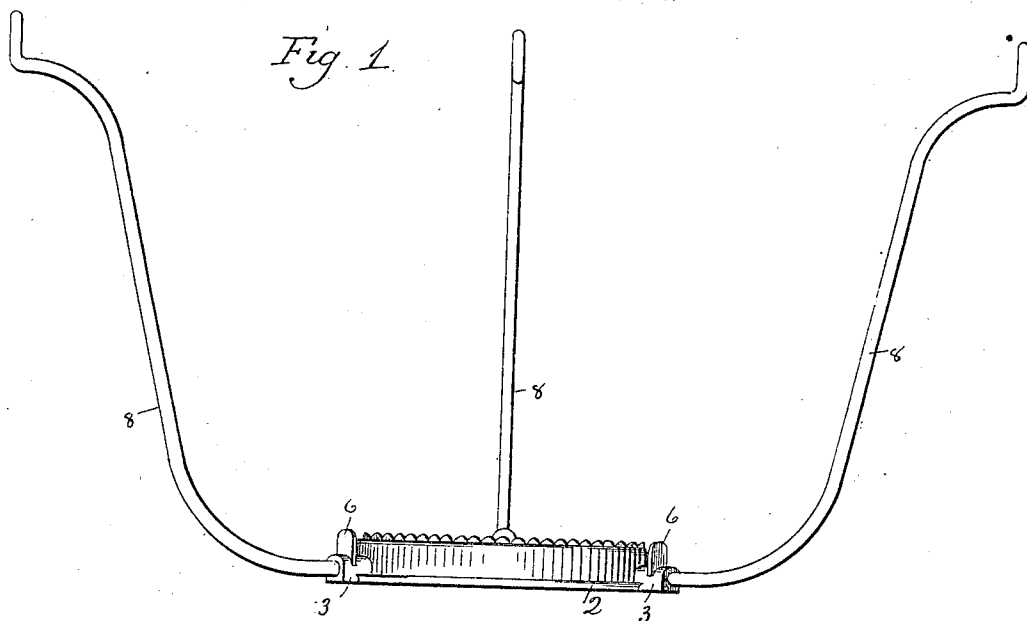


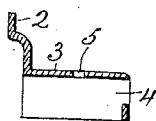
No. 837,716.

PATENTED DEC. 4, 1906.

W. A. PENFIELD.  
SHADE AND GLOBE HOLDER.  
APPLICATION FILED OCT. 1, 1906.



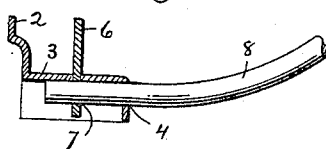
*Fig. 3*



*Fig. 4*



*Fig. 5*



Witness  
J. H. Shumway  
C. L. Mead

William A. Penfield  
Inventor  
By Seymour and Parke

# UNITED STATES PATENT OFFICE.

WILLIAM A. PENFIELD, OF MERIDEN, CONNECTICUT, ASSIGNOR TO  
BRADLEY & HUBBARD MFG. CO., OF MERIDEN, CONNECTICUT, A  
CORPORATION.

## SHADE AND GLOBE HOLDER.

No. 837,716.

Specification of Letters Patent.

Patented Dec. 4, 1906.

Application filed October 1, 1906. Serial No. 336,917.

*To all whom it may concern:*

Be it known that I, WILLIAM A. PENFIELD, a citizen of the United States, residing at Meriden, in the county of New Haven and State of Connecticut, have invented a new and useful Improvement in Shade and Globe Holders; and I do hereby declare the following, when taken in connection with the accompanying drawings and the figures of reference marked thereon, to be a full, clear, and exact description of the same, and which said drawings constitute part of this specification, and represent, in—

Figure 1, a side view of a shade and globe holder constructed in accordance with my invention; Fig. 2, a top or plan view of the same with the shade-holding arms broken away; Fig. 3, a sectional view through one of the sockets with the shade-holding arm and globe-holding finger removed; Fig. 4, a perspective view of one of the globe-holding fingers detached; Fig. 5, a sectional view on line *a b* of Fig. 2.

This invention relates to an improvement in shade-holders, and particularly to such as are combined with a globe or chimney holder and which comprise a ring and outwardly-extending arms, the object of the invention being a convenient arrangement of globe-holding fingers which not only serve their purpose of holding a globe, but also assist in securing the shade-holding arms in place; and the invention consists in the construction herein-after described and particularly recited in the claim.

In carrying out my invention I employ a ring 2 of suitable diameter to fit over a burner. This ring is usually struck up from sheet metal and formed with integral sockets 3, open at their under sides and closed at their outer ends, which are formed with perfora-

tions 4, and in the top of each socket I form a transverse slot 5. The globe-holding fingers 6 consist of a short piece of metal, preferably rounded at their outer ends and adapted to enter the slots 5. They are also formed at their lower ends with perforations 7 in line with the perforations 4 in the sockets. The shade-holding arms 8 are of the desired length and their inner ends are inserted into the sockets through the perforations 4 and through the perforations 7 in the globe-holding fingers 6. When thus inserted, they are secured in the socket by solder or otherwise, so as to be firmly fixed therein. It will thus be seen that the globe-holding fingers not only are in position to serve their purpose for holding a globe, but also coact with the sockets in providing a firm support for the shade-holding arms, while the shade-holding arms also hold the globe-holding fingers in position.

I claim—

A combined shade and globe holder comprising a ring, a plurality of sockets formed integral therewith, said sockets open at their under side and perforated at their outer ends and formed with transverse slots in their upper surface, globe-holding fingers inserted through said slots into said sockets and provided with perforations at their lower ends, globe-holding arms entered into said sockets through the perforations in the outer ends, said arms extending through the perforations in the globe-holding fingers and soldered thereto, substantially as described.

In testimony whereof I have signed this specification in the presence of two subscribing witnesses.

WILLIAM A. PENFIELD.

Witnesses:

H. S. SAVAGE,  
C. D. NEWBURY.