

Feb. 28, 1939.

J. P. SWEENEY

2,148,660

MEMORIAL TABLET

Filed Oct. 27, 1936

2 Sheets-Sheet 1

Fig. 1.

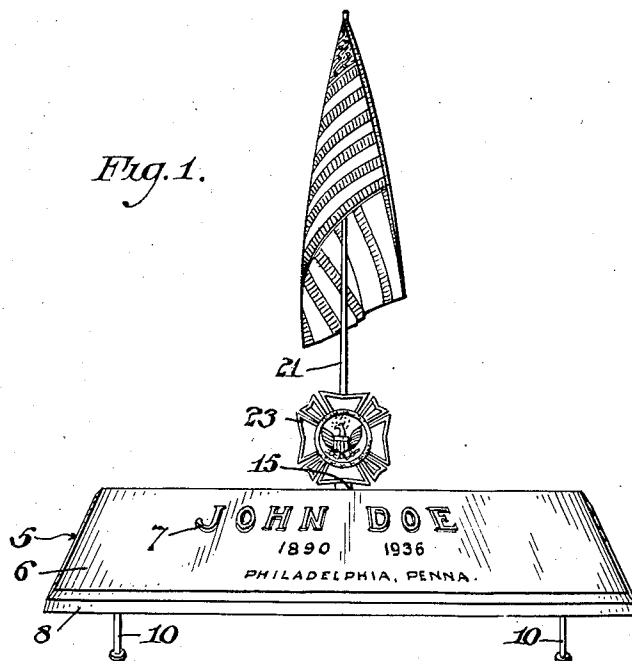


Fig. 2.

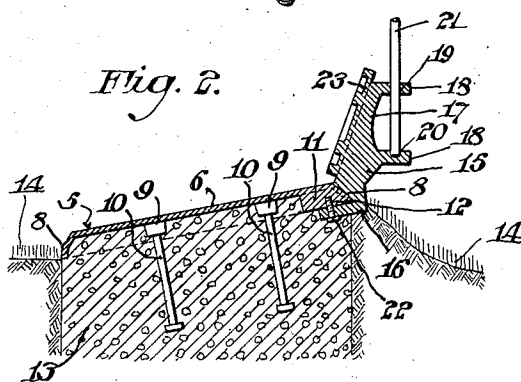


Fig. 3.

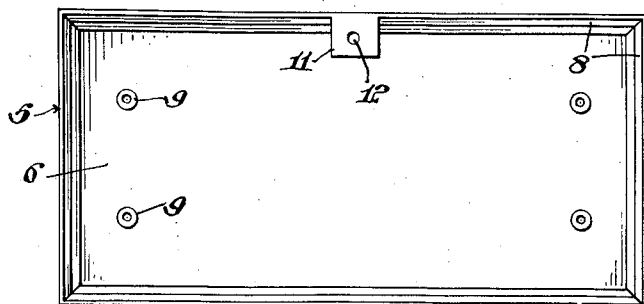
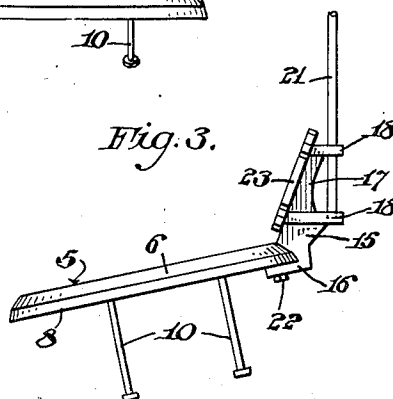


Fig. 4.

Inventor:
John P. Sweeney,
By W. W. Williams, son
Attorney.

Feb. 28, 1939.

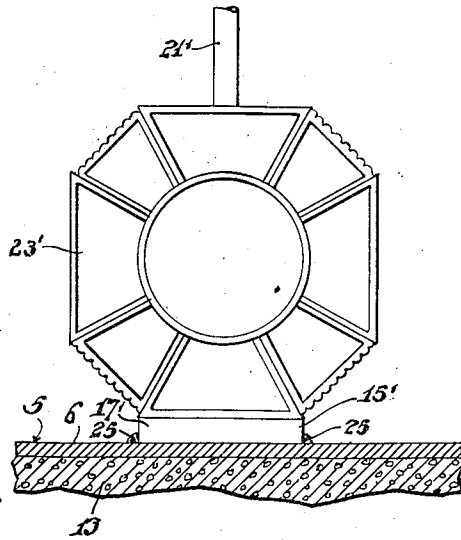
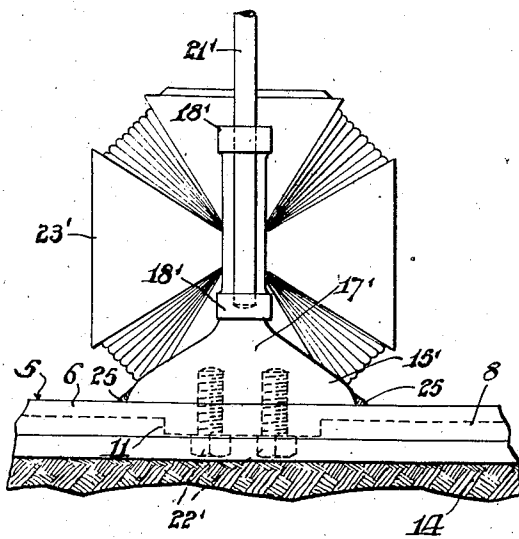
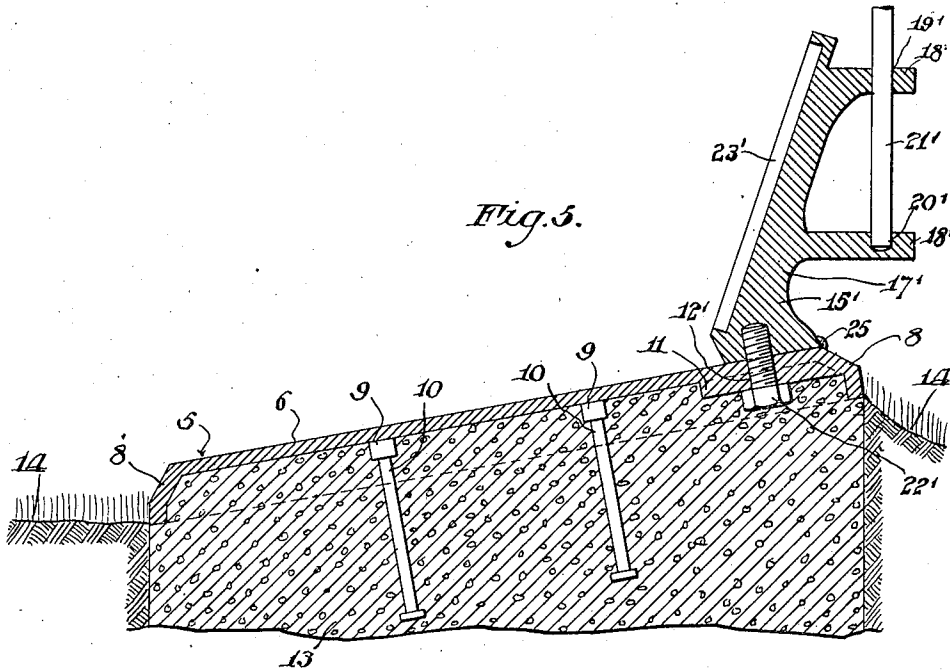
J. P. SWEENEY

2,148,660

MEMORIAL TABLET

Filed Oct. 27, 1936

2 Sheets-Sheet 2



Inventor,
John P. Sweeney,
By W. B. Williamson
Attorney.

UNITED STATES PATENT OFFICE

2,148,660

MEMORIAL TABLET

John P. Sweeney, Chester, Pa.

Application October 27, 1936, Serial No. 107,768

6 Claims. (Cl. 40—124.5)

My invention relates to new and useful improvements in a memorial tablet for use as a grave marker and has for one of its objects to provide the combination of a marker, emblematic plaque and flag holder.

Another object of my invention is to construct an exceedingly simple and durable device of this character wherein an emblematic plaque and/or flag holder are associated with a grave marking tablet whereby the organization with which the deceased was affiliated can be designated and/or a flag mounted in commemoration of said deceased.

It is a further object of this invention to provide a memorial tablet comprising a grave marker carrying an emblematic plaque and/or flag holder.

A still further object of the present invention is to produce a memorial tablet including a metallic shell constituting a grave marker having a flag holder connected therewith by casting said flag holder as a part of said shell, or permanently or detachably fastening said flag holder to the shell and also having an emblematic plaque associated with said shell by casting it with or permanently or detachably fastening said emblematic plaque to the shell or the flag holder.

With the above and other objects in view, this invention consists of the details of construction and combination of elements hereinafter set forth and then designated by the claims.

In order that those skilled in the art to which this invention appertains may understand how to make and use the same I will describe one form in detail, referring by numerals to the accompanying drawings, in which:

Fig. 1 is an isometric view of the memorial tablet looking at the front thereof and illustrating a preferred relationship between the several elements.

Fig. 2 is a sectional view of the same with a portion of the flag staff broken off and showing one method of mounting or installation.

Fig. 3 is an end view of the memorial tablet with a portion of a flag staff in the flag holder.

Fig. 4 is a bottom plan view of the grave marker shell per se.

Fig. 5 is an enlarged sectional view, similar to Fig. 2, illustrating a modified form of the invention.

Fig. 6 is a fragmentary rear elevation thereof.

Fig. 7 is a fragmentary vertical sectional view slightly forward of the flag holder and emblematic plaque.

In carrying out my invention as herein embodied,

5 represents a grave marker of any suitable or desirable configuration and dimensions. This marker is in the form of a shell and is produced in convenient manner, preferably made as a casting of bronze owing to its resistance to damage by oxidation or otherwise. It comprises a top portion 6 having suitable indicia 7 thereon, side and end walls 8, bosses 9 preferably tapped to receive the anchoring means 10, such as bolts and, if desirable, any number of pads 11, preferably at the rear, one of which is shown for purposes of illustration midway the ends of the marker. Where a pad or pads are utilized each may have a threaded hole 12 therein for a purpose to be presently described.

When in use the marker is mounted on a base or foundation 13 of concrete or other suitable material with the anchoring means 10 embedded therein. A portion of the base or foundation is in intimate contact with the marker to add solidity and stability to the installed memorial tablet. The marker may be mounted in an inclined position as illustrated in Fig. 2 in which case a portion of the finished grade 14 is banked or it may be located parallel with the finished grade as will be obvious.

A flag holder 15 includes a foot 16, a body 17 and rearwardly projecting arms 18, one above the other, to provide a flag staff receiver and the upper arm has a hole 19 through it while the lower arm has a socket 20 and these are arranged so the flag staff 21 will be in a vertical position. The flag holder may be permanently set in the foundation adjacent the marker although preferably said flag holder is carried by the marker. For illustrative purposes and not to be considered in the aspect of limiting the invention, the flag holder is shown as fastened to the marker by a bolt or screw 22 projected through the foot 16 and screwed into the threaded hole 12 in the pad 11. It is to be understood that any number of flag holders can be used and the fastening means multiplied or said flag holder may be cast or otherwise formed integral with the marker or it may be welded, brazed or in any other way permanently fixed to the marker.

The invention also contemplates the combination of an emblematic plaque with the flag holder and grave marker. To this end an emblematic plaque 23 is cast or formed with the flag holder in a manner that the face of the emblematic plaque will be tilted or inclined rearwardly when the flag holder is mounted to retain the flag staff in a vertical position regardless of the installed position of the grave marker. In lieu of making

the flag holder and emblematic plaque in one piece they may be manufactured separately and fastened together, as by screws or their equivalent, welding and the like.

Where the flag holder is to be carried by the grave marker, the broad idea may be carried out by connecting the emblematic plaque to the marked instead of to the flag holder.

To more fully disclose the contemplated scope of the invention, I have shown, in Figs. 5 to 7 inclusive, a grave marker of the same general characteristics as the one previously described and insofar as the grave marker and its mounting is concerned, I have used the same reference numerals.

In this modification the base of the flag holder 15' is mounted directly on the outer or top face of grave marker and is fixed in position by fastening means 22', such as bolts or screws, projected through a hole 12' in the pad 11 and threaded in the base of the flag holder. As will be obvious from the description below the fastening means 22' may be disposed with if desired.

The flag holder 22' includes a body 17' with rearwardly projecting arms 18', one above the other, to provide a flag staff receiver. The upper arm has a hole 19' through it and the lower arm has a socket 20' in vertical alignment with the hole 19'. A flag staff 21' is placed in the flag staff receiver so as to be in an upright or vertical position regardless of the setting of component parts or the grave marker.

This flag holder is welded or brazed around its base to the grave marker as indicated at 25 and by dispensing with the fastening means 22', said welded or brazed joint will be the only means of attachment. It will be obvious that any one or more means of connecting the flag holder to the grave marker may be employed and as previously stated all attaching means can be eliminated by making the flag holder an integral part of the grave marker.

An emblematic plaque 23' is preferably carried by the flag holder and while the same is shown cast or otherwise formed as a part of said flag holder such showing is merely illustrative and said emblematic plaque can be attached to the flag holder or directly to the grave marker.

From the foregoing it will be obvious that this memorial tablet is particularly appropriate under present cemetery conditions where, in many instances, it is desirable to obtain uniformity in markers and lends itself to the use of commemorative elements such as emblematic plaques and flags without the necessity of providing removable supports therefor which latter often become

obstructions and debris after serving their temporary purpose.

Of course I do not wish to be limited to the exact details of construction herein shown and described as these may be varied within the scope of the appended claims without departing from the spirit of my invention.

Having thus described my invention what I claim as new and useful is:—

1. A memorial tablet comprising, in combination, a hollow open bottom shell constituting a grave marker to be mounted on a cementitious base, tapped bosses on the underside of the top wall of said marker, anchoring means mounted in said bosses and embedded in the base, a flag holder mounted on the rear of the marker and having flag staff receiving means to support a flag staff in a vertical position, and an emblematic plaque in an inclined position on the front of the flag holder.

2. The structure in claim 1 and including a pad formed on the underside of the marker with a threaded hole therein, a foot formed as a part of the flag holder and underlying the pad, and fastening means projected through said foot and screwed into said threaded hole.

3. A memorial tablet comprising a shell constituting a grave marker, a pad on the inside of said marker at the rear thereof, a flag holder including a body, means to receive a flag staff and a foot on the body underlying the pad, and means to fasten said foot to the pad.

4. In a tablet of the kind described, a hollow open bottom shell constituting a grave marker, a pad with a tapped hole and produced as an integral part of the top and rear walls on the inside of said grave marker shell, a combined flag holder and emblematic plaque as a unitary structure, a foot on the said unitary structure to underlie the pad, and means passing through said foot and into the tapped hole to fix said unitary structure to the grave marker.

5. A memorial tablet comprising a shell constituting a grave marker, a flag holder including a body and means to receive a flag staff and a foot projecting from said body, means to attach said foot to the shell, and an emblematic plaque on the front of said flag holder.

6. In a device of the kind described, a flag holder comprising a body having an upwardly and rearwardly inclined front face and a pair of vertically spaced rearwardly projecting arms, the upper arm having a vertical hole and the lower one provided with a socket aligned with said hole, and an emblematic plaque on the inclined face of said body.

JOHN P. SWEENEY.