US00D618540S

(12) United States Design Patent

Ruth

(10) Patent No.: US D618,540 S
(45) Date of Patent: ** Jun. 29, 2010

(54) **DISPLAY PACKAGE UNIT WITH RETAINER INSERT**

(75) Inventor: **James R. Ruth**, Miami, FL (US)

(73) Assignee: **TracFone Wireless, Inc.**, Miami, FL (US)

(**) Term: **14 Years**

(21) Appl. No.: **29/316,817**

(22) Filed: **Nov. 4, 2009**

(51) **LOC (9) Cl.** **09-03**
(52) **U.S. Cl.** **D9/415**
(58) **Field of Classification Search** D9/715, D9/721, 722, 414, 415, 416, 418, 420, 425, D9/426, 434, 435, 436; 206/320, 461–471, 206/775, 776, 781, 782, 562–564, 588–592
See application file for complete search history.

(56) **References Cited**

U.S. PATENT DOCUMENTS

3,463,309	A *	8/1969	Szostek	206/470
D283,489	S	4/1986	Stevens	
D291,064	S	7/1987	Haber et al.	
4,804,984	A *	2/1989	Heuer et al.	206/316.2
D305,408	S *	1/1990	LaJoie	D9/415
4,976,354	A	12/1990	Levy	
5,156,276	A	10/1992	Lebowitz	
D394,004	S *	5/1998	Tate	D9/415
5,772,031	A	6/1998	Landis	
5,850,916	A	12/1998	Pettersson et al.	
5,954,203	A	9/1999	Marconi	
5,967,327	A *	10/1999	Jones	206/583
6,047,833	A	4/2000	Salomon	
6,170,659	B1	1/2001	Hunter	
6,311,837	B1	11/2001	Blaustein et al.	
D466,405	S *	12/2002	Lee	D9/415
D471,442	S *	3/2003	Lee	D9/415
6,588,596	B1	7/2003	Holmes et al.	
D496,268	S *	9/2004	Stamm et al.	D9/415
7,180,735	B2	8/2005	Thomas et al.	
D509,727	S *	9/2005	Suckle et al.	D9/415
7,520,389	B2	11/2005	Lalovette	
D517,907	S *	3/2006	Lee et al.	D9/415
D521,860	S *	5/2006	Lee et al.	D9/415
7,207,440	B2 *	4/2007	Briscoe	206/461
D541,646	S *	5/2007	Hayes et al.	D9/415
7,213,709	B2	5/2007	Moskovich et al.	
D553,973	S *	10/2007	Geurts et al.	D9/415
7,328,803	B2	2/2008	Yamazaki et al.	

(Continued)

FOREIGN PATENT DOCUMENTS

WO	DM/046521	*	1/1999

Primary Examiner—Catherine Tuttle
(74) *Attorney, Agent, or Firm*—Greenberg Traurig, P.A

(57) **CLAIM**

The ornamental design for the display package unit with retainer insert, as shown and described.

DESCRIPTION

FIG. **1** is a top front perspective view showing my new design for a display package unit with retainer insert in its assembled state;

FIG. **2** is a left side elevational view thereof;

FIG. **3** is a front view thereof;

FIG. **4** is a top view thereof;

FIG. **5** is a right side elevational view thereof;

FIG. **6** is a rear view thereof;

FIG. **7** is a bottom view thereof;

FIG. **8** is an opened and exploded perspective view thereof;

FIG. **9** is an inverted perspective view showing the opposing sides of the exploded design components in FIG. **8**; and,

FIG. **10** is an opened perspective view showing the outer package and inner tray elements in their assembled state.

The broken lines showing the slider device contained within the display package unit are for illustrative purposes only; and form no part of the claimed design.

1 Claim, 4 Drawing Sheets

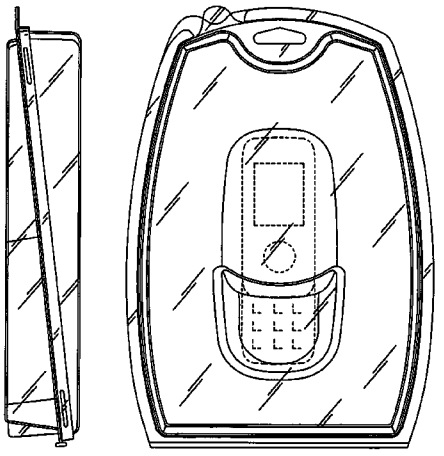

U.S. PATENT DOCUMENTS

7,353,948	B1 *	4/2008	McDonald	206/471
7,410,056	B2 *	8/2008	Cafferata et al.	206/471
D593,404	S *	6/2009	Lee	D9/415
D605,501	S *	12/2009	Pham et al.	D9/425
2005/0072691	A1	4/2005	Schlansky	

* cited by examiner

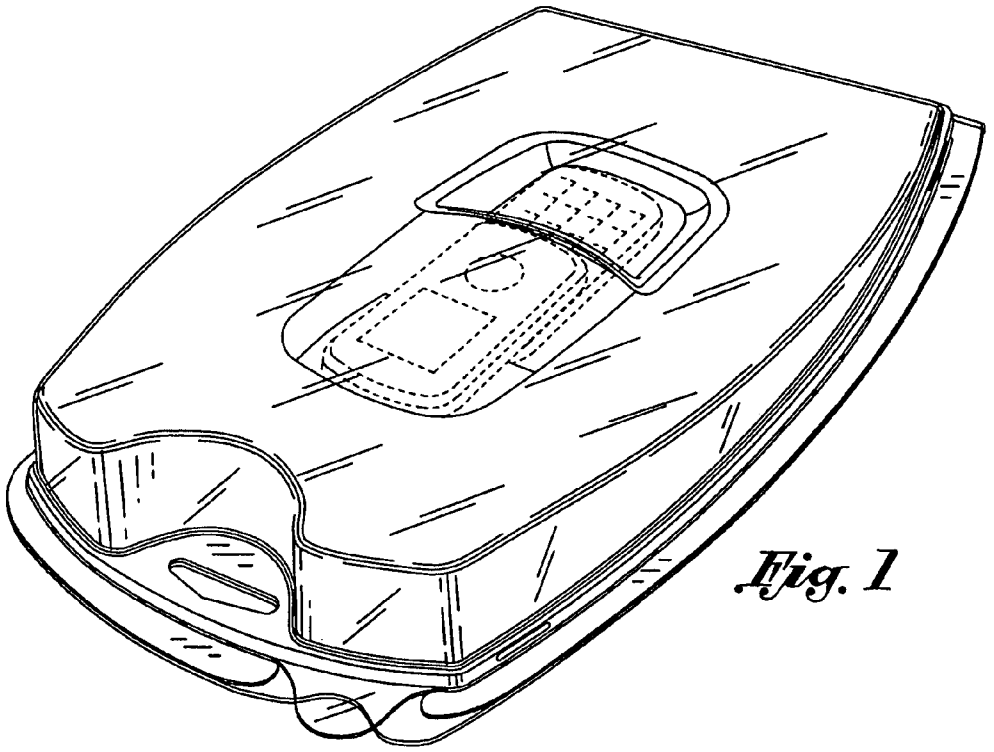

Fig. 1



Fig. 2

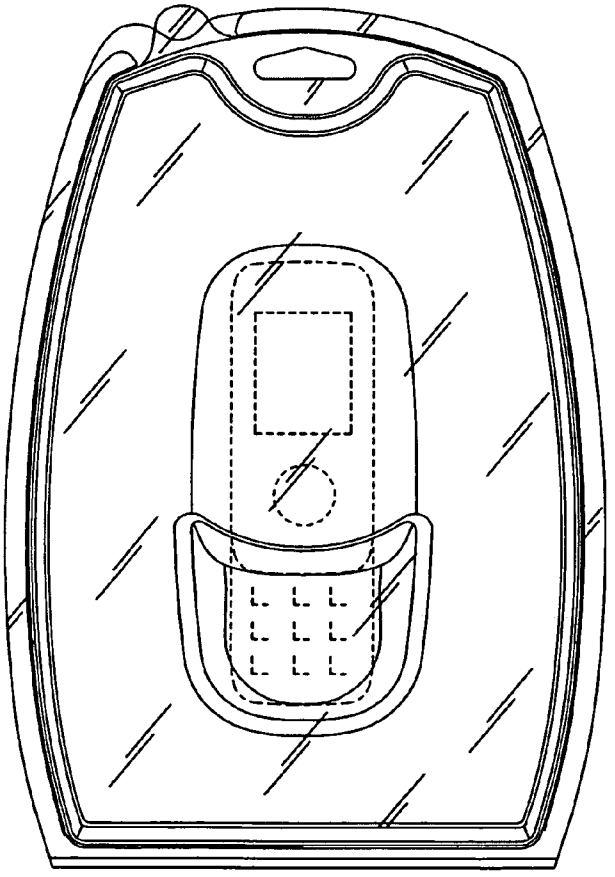

Fig. 3

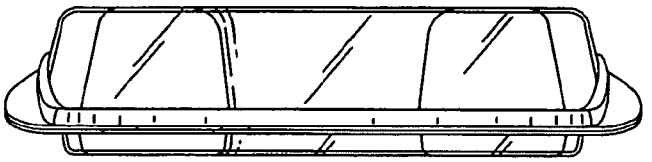

Fig. 4

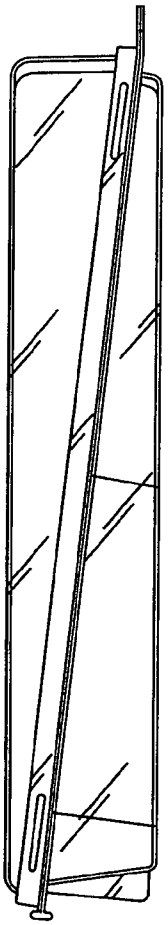

Fig. 5

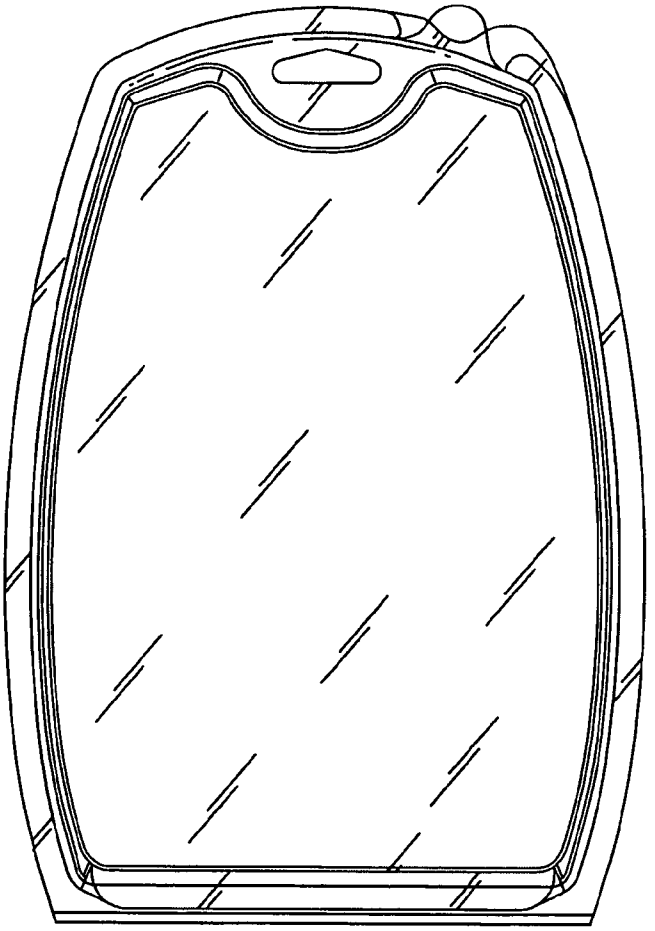

Fig. 6

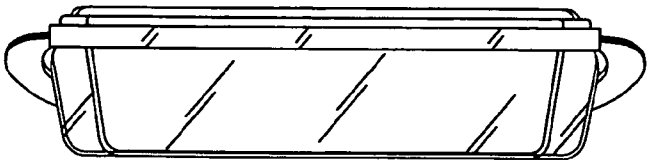

Fig. 7

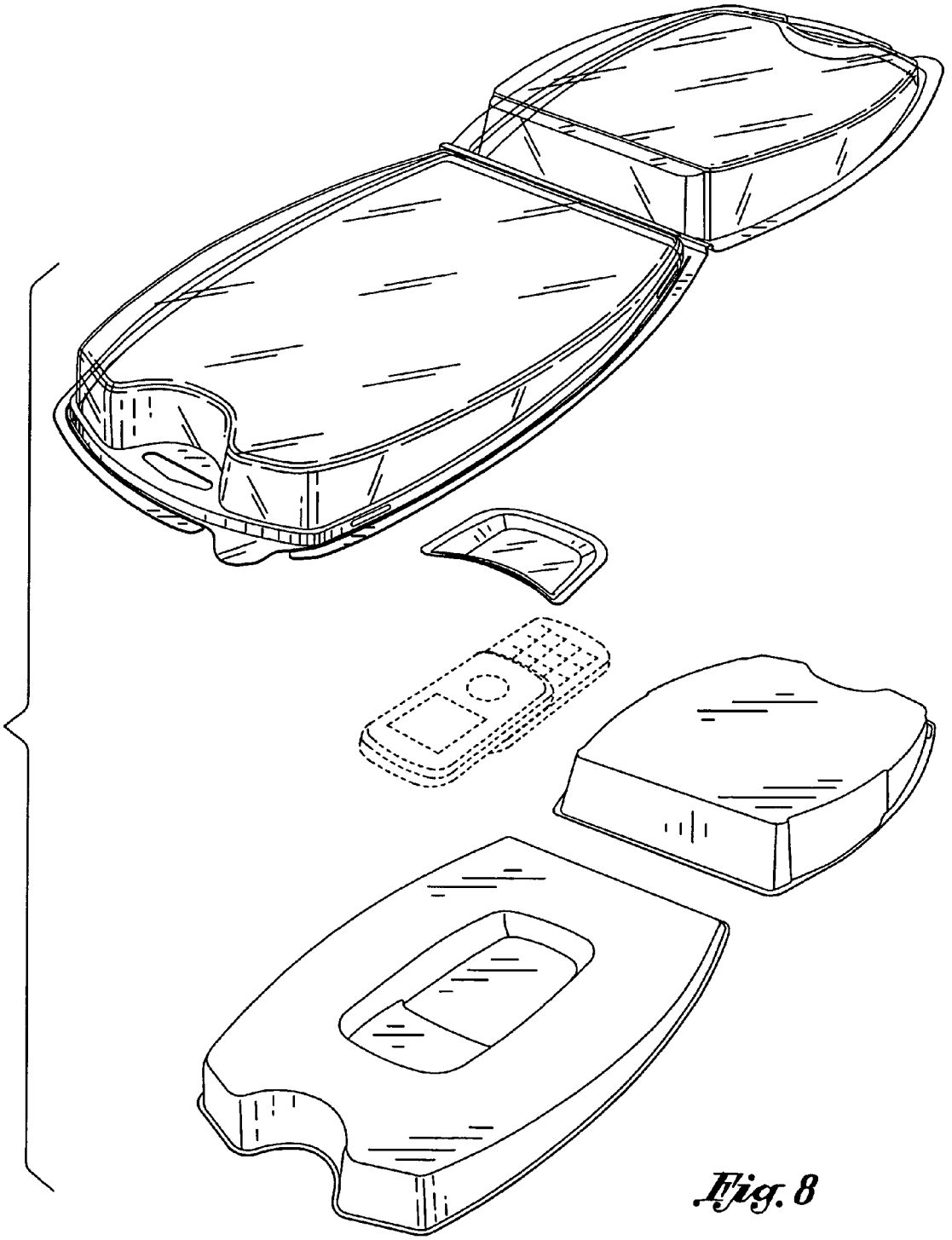

Fig. 8

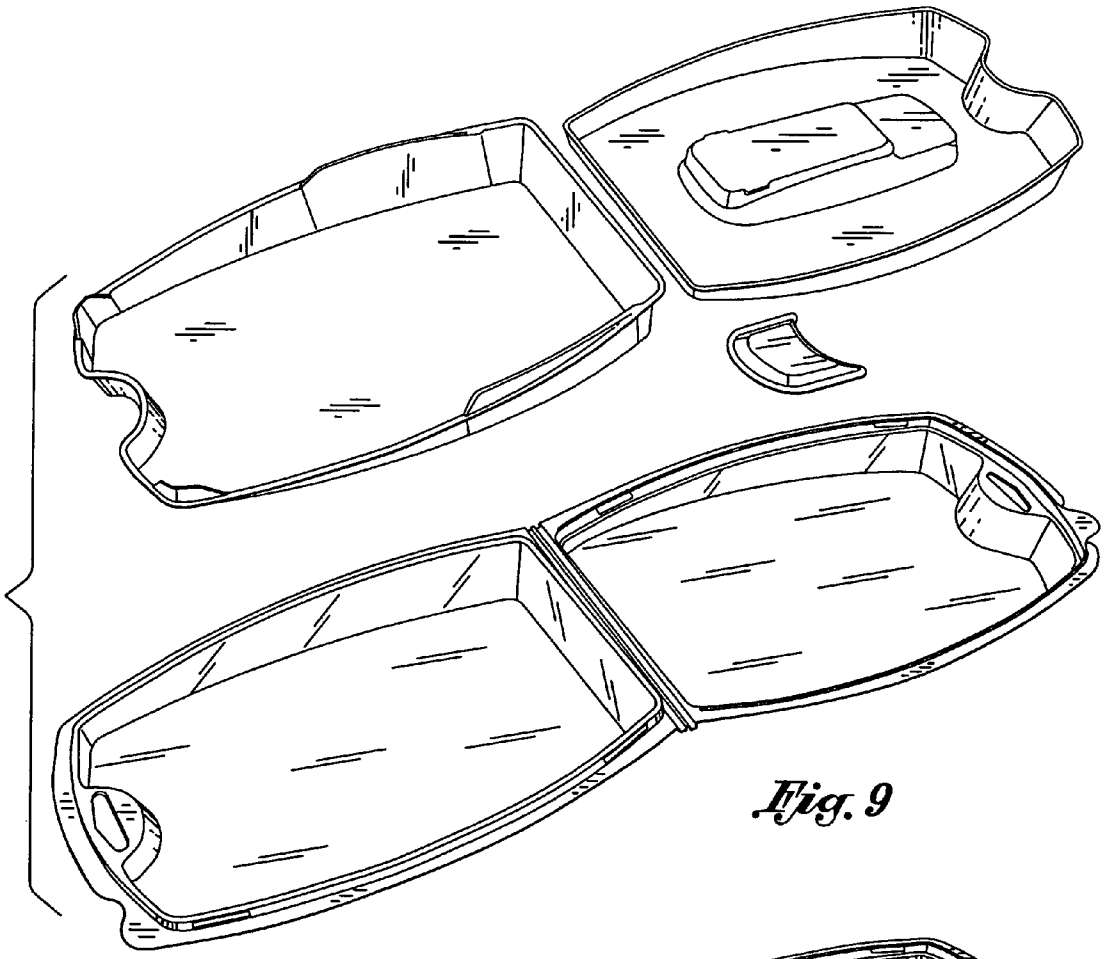

Fig. 9

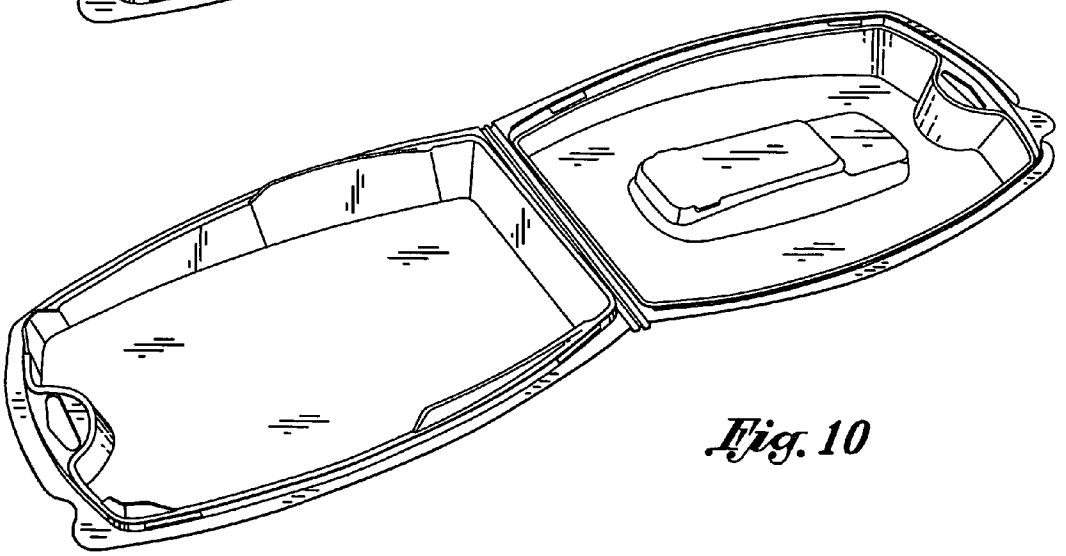

Fig. 10