



US00D500590S

(12) **United States Design Patent** (10) **Patent No.:** **US D500,590 S**  
**Sachen** (45) **Date of Patent:** **\*\* Jan. 11, 2005**

(54) **DIAPER BAG/BACKPACK WITH  
REMOVABLE SHOULDER BAG**

(76) Inventor: **Lisa S. Sachen**, 33 Santa Monica, Aliso  
Viejo, CA (US) 92656

(\*\*) Term: **14 Years**

(21) Appl. No.: **29/173,016**

(22) Filed: **Dec. 19, 2002**

(51) **LOC (7) Cl.** ..... **03-01**

(52) **U.S. Cl.** ..... **D3/216**

(58) **Field of Search** ..... D3/216, 217, 242;  
224/153, 155, 578, 582, 579, 636; 2/647

(56) **References Cited**

**U.S. PATENT DOCUMENTS**

4,706,856	A	*	11/1987	Jacober	.....	224/153
4,767,039	A	*	8/1988	Jacober	.....	224/153
4,940,173	A	*	7/1990	Jacober	.....	224/153
4,961,522	A		10/1990	Weber		
5,230,450	A		7/1993	Mahvi et al.		
5,234,143	A		8/1993	Mahvi et al.		
D346,693	S		5/1994	Saltzman et al.		
5,402,869	A		4/1995	Saltzman et al.		
D396,745	S	*	8/1998	Peterson	.....	D3/216
D403,853	S	*	1/1999	Lothrop et al.	.....	D3/216
5,964,384	A	*	10/1999	Young	.....	224/153
D420,792	S	*	2/2000	Sakelliou et al.	.....	D3/216
6,230,952	B1		5/2001	Jupiter		
D463,659	S	*	10/2002	Clark et al.	.....	D3/216
6,655,565	B2	*	12/2003	Godshaw		
D487,189	S	*	3/2004	Ukitsu et al.		
D489,174	S	*	5/2004	Shigenaka		
2002/0139820	A1	*	10/2002	Godshaw		
2003/0024960	A1	*	2/2003	Greenstein		

\* cited by examiner

*Primary Examiner*—Celia A. Murphy

(74) *Attorney, Agent, or Firm*—Stetina Brunda Garred & Brucker

(57) **CLAIM**

The ornamental design for a diaper bag/backpack with removable shoulder bag, as shown and described.

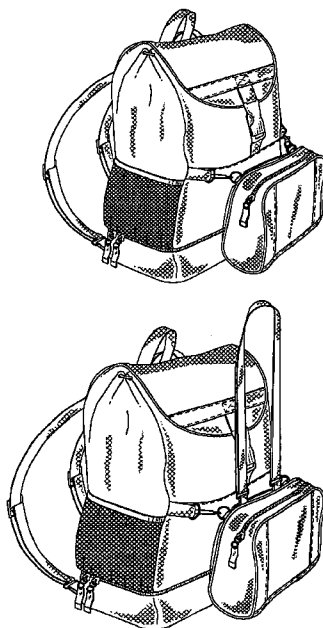
**DESCRIPTION**

FIG. 1 is a perspective view of a diaper bag/backpack with removable shoulder bag showing my new design; FIG. 2 is a right side elevational view thereof; FIG. 3 is a front elevational view thereof; FIG. 4 is a top plan view thereof; FIG. 5 is left side elevational view thereof; FIG. 6 is a rear elevational view thereof; FIG. 7 is a bottom plan view thereof; FIG. 8 is a perspective view thereof, showing the extended strap of the shoulder bag; FIG. 9 is a right side elevational view of the removable shoulder bag shown in FIG. 8; FIG. 10 is a front elevational view of FIG. 9; FIG. 11 is top plan view of FIG. 9; FIG. 12 a left side elevational view of FIG. 9; FIG. 13 is a rear perspective view of FIG. 9; and, FIG. 14 is a bottom plan view of FIG. 9.

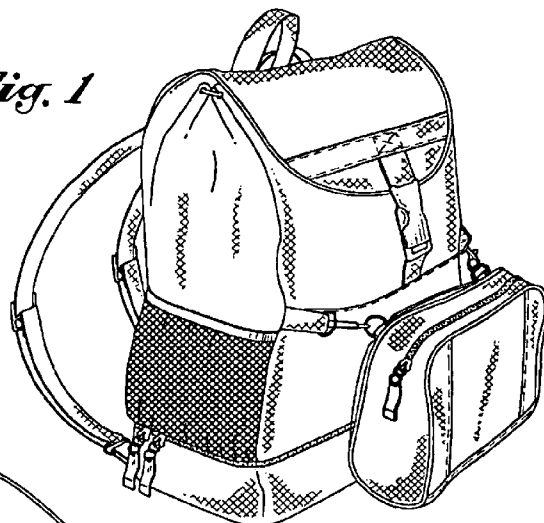
The broken lines shown on the surface of the article throughout the views are understood to represent stitching.

The claim is directed to the appearance of a diaper bag/backpack with a removable shoulder bag. The shoulder bag is shown separately for the purpose of showing aspects of the design that are not apparent from the other views, and for the convenience of illustration.

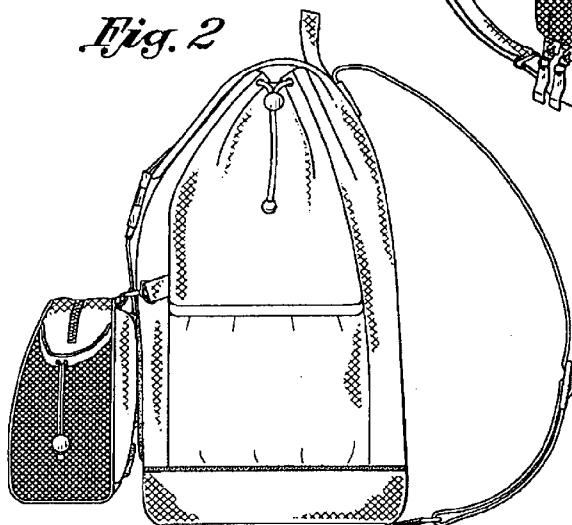
**1 Claim, 4 Drawing Sheets**



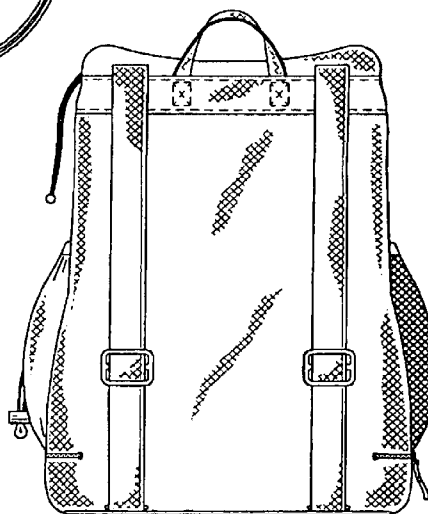
*Fig. 1*

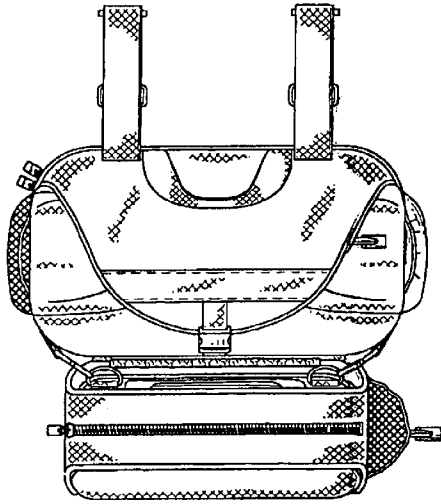


*Fig. 2*

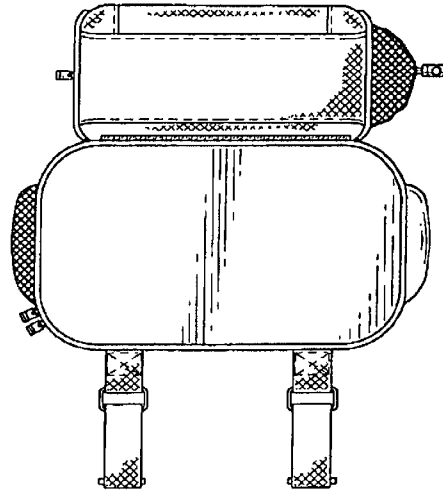


*Fig. 3*

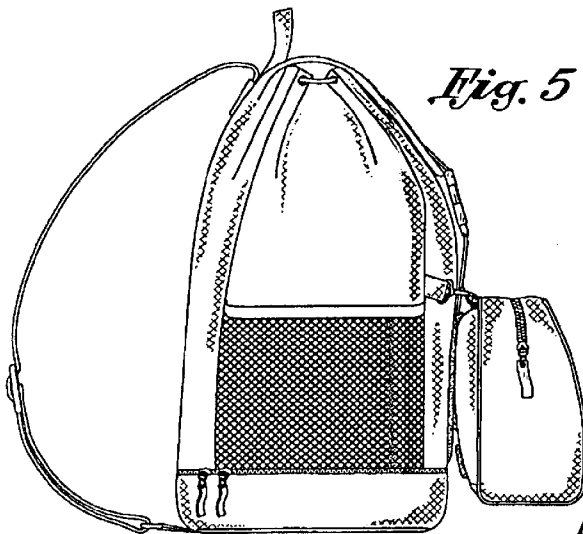




*Fig. 4*



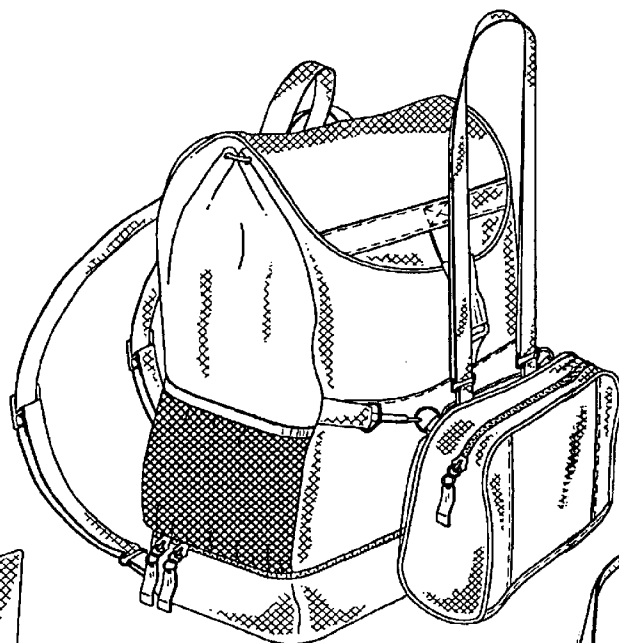
*Fig. 7*




*Fig. 5*



*Fig. 6*

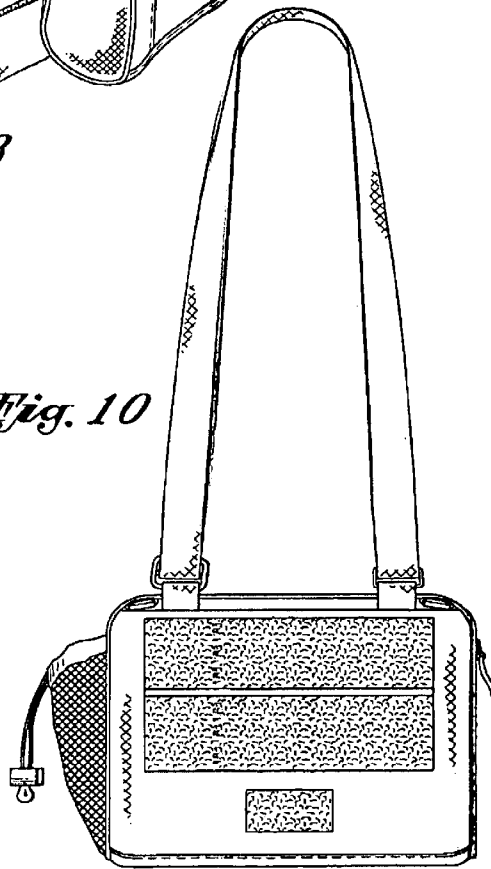


*Fig. 8*

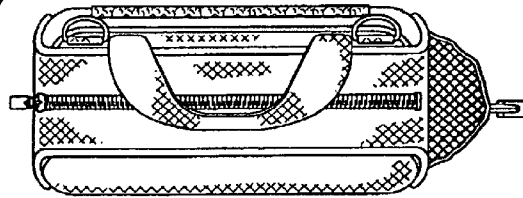


*Fig. 9*

*Fig. 10*



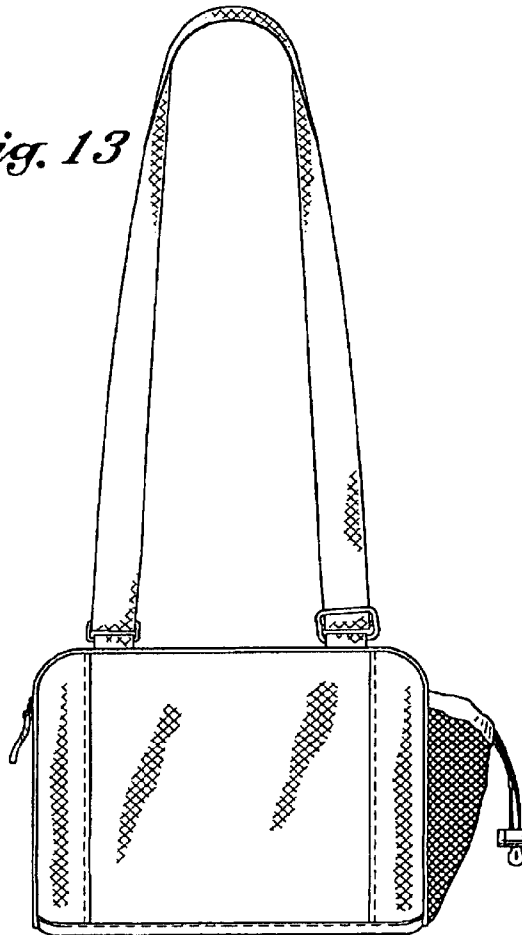
*Fig. 11*



*Fig. 12*



*Fig. 13*



*Fig. 14*

