

M. FREEMAN.

Improvement in Spring Bed-Bottoms.

No. 130,574.

Patented Aug. 20, 1872.

Fig. 1

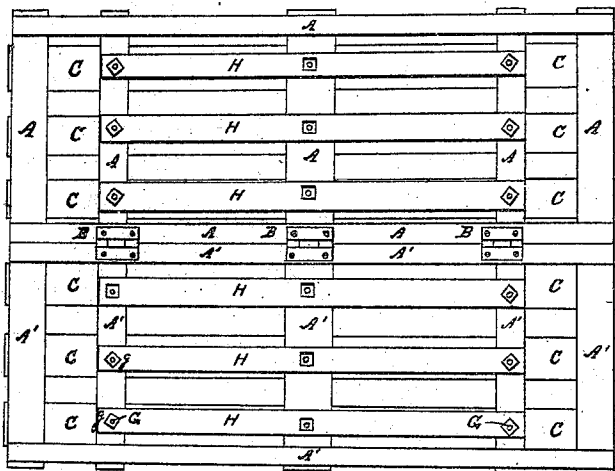


Fig. 2

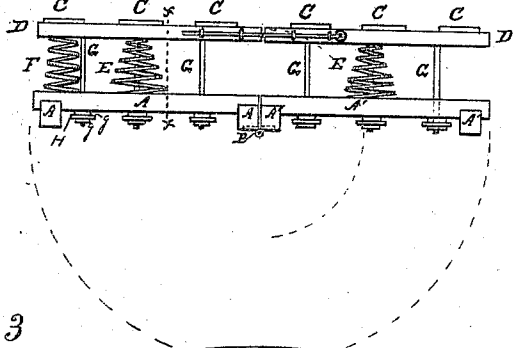
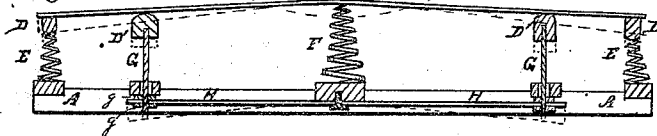


Fig. 3



Witnesses

John E. Lensen
C. W. Cray

Inventor

Marcus Freeman
By Gidley & Warner
Attys

UNITED STATES PATENT OFFICE.

MARCUS FREEMAN, OF CHICAGO, ILLINOIS.

IMPROVEMENT IN SPRING BED-BOTTOMS.

Specification forming part of Letters Patent No. 130,574, dated August 20, 1872.

SPECIFICATION.

To whom it may concern:

Be it known that I, MARCUS FREEMAN, of Chicago, in the county of Cook and State of Illinois, have invented certain new and useful Improvements in Spring Bed-Bottoms, of which the following is a full, clear, and exact description, which will enable others skilled in the art to which my invention appertains to make and use the same, reference being had to the accompanying drawing forming a part hereof, and in which—

Figure 1 represents a bottom view of my improved bed-bottom; Fig. 2, an end view of the same; and Fig. 3 a longitudinal vertical section of the same in the plane of the line *x* of Fig. 2.

Like letters of reference indicate like parts.

The object of my invention is to improve the construction and operation of spring bed-bottoms; and to that end it consists in the novel features hereinafter described.

In the drawing, *A A'* represent the frame of the bed-bottom, the parts *A* and *A'* being in all respects alike. *B B* are hinges uniting the parts *A* and *A'* in such a manner that one part may be folded against the other as shown by the dotted lines in Fig. 2. *C C* are slats, preferably flexible, and *D D'* are cross-pieces to which they are attached. *E E* are spiral springs on which the cross-pieces *D D'* rest, but these springs are not essential, as will hereafter appear. *F* is a spring on which the central part of the slats rest; only one such spring is shown in the drawing, but each slat is so supported. The springs *E* and *F* are attached to the frame, cross-pieces, and slats, respectively, in any suitable manner. *G G* are pins or bolts attached to the cross-pieces *D' D'* and projecting downward through cross-pieces of the frame, as shown, and playing in

perforations or slots in said cross-pieces as the slats are pressed and released. *H H* are flat springs attached to the central cross-piece of the frame, and lapping the lower face of the cross-pieces through which the bolts *G G* pass, which bolts also pass through the springs *H H*. *g g* are nuts run upon the lower end of the bolts *G G*, one above and one below the springs *H H*, so that the ends of the springs are firmly held between the nuts. By this means the slats *C C* are supported by the springs *H H* as well as by the spiral springs, and the upward movement of the slats is limited. The cross-pieces *D D'* are broken midway between their ends so as to admit of the whole bed-bottom being folded together in the manner described. *I* are staples in the cross-pieces *D D'*, and *J* is a removable pin or bolt passing through them when the bottom is not folded, so that one part will not yield to a pressure independently of the other. In order to attach the bottom to a bedstead provided with slats provision must be made for the downward movement of the ends of the springs *H H*.

Having thus described my invention, what I claim as new, and desire to secure by Letters Patent, is—

The slats *C* connected by means of cross-bars and supported by the springs *E* and *F*, in combination with the springs *H*, bolts *G*, and nuts *g*, and constituting, in connection with the hinged frame *A A'*, staples *I*, and bolts *J*, a folding spring bed-bottom, substantially as shown and described.

The foregoing specification signed by me this 29th day of June, A. D. 1872.

MARCUS FREEMAN.

Witnesses:

F. F. WARNER,
N. C. GRIDLEY.