

(12) INTERNATIONAL APPLICATION PUBLISHED UNDER THE PATENT COOPERATION TREATY (PCT)

(19) World Intellectual Property Organization
International Bureau



(43) International Publication Date
13 January 2011 (13.01.2011)

(10) International Publication Number
WO 2011/005711 A1

(51) International Patent Classification:

C07D 249/20 (2006.01) *B29D 11/02* (2006.01)
A61F 2/16 (2006.01) *G02B 1/04* (2006.01)

(21) International Application Number:

PCT/US2010/040972

(22) International Filing Date:

2 July 2010 (02.07.2010)

(25) Filing Language:

English

(26) Publication Language:

English

(30) Priority Data:

61/223,251 6 July 2009 (06.07.2009) US

(71) Applicant (for all designated States except US): **ALCON, INC.** [CH/CH]; Bosch 69, CH-6331 Hunenberg (CH).

(72) Inventor; and

(75) Inventor/Applicant (for US only): **LAREDO, Walter, R.** [US/US]; 3901 Estancia Way, Fort Worth, Texas 76108 (US).

(74) Agents: **RYAN, Patrick, M.** et al.; Alcon Research, Ltd., IP Legal TB4-8, 6201 South Freeway, Fort Worth, Texas 76134-2099 (US).

(81) Designated States (unless otherwise indicated, for every kind of national protection available): AE, AG, AL, AM, AO, AT, AU, AZ, BA, BB, BG, BH, BR, BW, BY, BZ,

CA, CH, CL, CN, CO, CR, CU, CZ, DE, DK, DM, DO, DZ, EC, EE, EG, ES, FI, GB, GD, GE, GH, GM, GT, HN, HR, HU, ID, IL, IN, IS, JP, KE, KG, KM, KN, KP, KR, KZ, LA, LC, LK, LR, LS, LT, LU, LY, MA, MD, ME, MG, MK, MN, MW, MX, MY, MZ, NA, NG, NI, NO, NZ, OM, PE, PG, PH, PL, PT, RO, RS, RU, SC, SD, SE, SG, SK, SL, SM, ST, SV, SY, TH, TJ, TM, TN, TR, TT, TZ, UA, UG, US, UZ, VC, VN, ZA, ZM, ZW.

(84) Designated States (unless otherwise indicated, for every kind of regional protection available): ARIPO (BW, GH, GM, KE, LR, LS, MW, MZ, NA, SD, SL, SZ, TZ, UG, ZM, ZW), Eurasian (AM, AZ, BY, KG, KZ, MD, RU, TJ, TM), European (AL, AT, BE, BG, CH, CY, CZ, DE, DK, EE, ES, FI, FR, GB, GR, HR, HU, IE, IS, IT, LT, LU, LV, MC, MK, MT, NL, NO, PL, PT, RO, SE, SI, SK, SM, TR), OAPI (BF, BJ, CF, CG, CI, CM, GA, GN, GQ, GW, ML, MR, NE, SN, TD, TG).

Declarations under Rule 4.17:

— of inventorship (Rule 4.17(iv))

Published:

— with international search report (Art. 21(3))

— before the expiration of the time limit for amending the claims and to be republished in the event of receipt of amendments (Rule 48.2(h))

(54) Title: UV/VISIBLE LIGHT ABSORBERS FOR OPHTHALMIC LENS MATERIALS

(57) Abstract: Benzotriazole UV/Visible light-absorbing monomers are disclosed. The UV/Vis absorbers are particularly suitable for use in intraocular lens materials.



WO 2011/005711 A1

UV/VISIBLE LIGHT ABSORBERS FOR OPHTHALMIC LENS MATERIALS

Field of the Invention

5

This invention is directed to ultraviolet/visible light absorbers. In particular, this invention relates to novel benzotriazole monomers especially suitable for use in implantable ophthalmic lens materials.

10 Background of the Invention

Many ultraviolet and visible light absorbers are known as ingredients for polymeric materials used to make ophthalmic lenses. Such absorbers are preferably covalently bound to the polymeric network of the lens material instead of simply physically entrapped in the material to prevent them from migrating, phase separating or leaching out of the lens material. Such stability is particularly important for implantable ophthalmic lenses where the leaching of the absorber may present both toxicological issues and lead to the loss of UV/visible blocking activity in the implant.

20

Numerous copolymerizable benzotriazole, benzophenone and triazine absorbers are known. Most of these compounds are known as UV absorbers, though some may be known to also absorb some portion of visible light. Many absorbers contain conventional olefinic polymerizable groups, such as methacrylate, acrylate, methacrylamide, acrylamide or styrene groups. Copolymerization with other ingredients in the lens materials, typically with a radical initiator, incorporates the absorbers into the resulting polymer chain. Incorporation of additional functional groups on an absorber may influence one or more of the absorber's light-absorbing properties, solubility or reactivity. If the absorber does not have sufficient solubility in the remainder of the ophthalmic lens material ingredients or polymeric lens material, the absorber may coalesce into domains that could interact with light and result in decreased optical clarity of the lens.

30

Examples of polymeric ophthalmic lens materials that incorporate UV absorbers can be found in U.S. Patent Nos. 5,290,892; 5,331,073 and 5,693,095.

5 Summary of the Invention

The present invention provides benzotriazole light absorbing monomers that absorb both ultraviolet light and a portion of visible light ("UV/Vis absorbers"). These absorbers are suitable for use in ophthalmic lenses, including contact lenses. They are particularly useful in implantable lenses, such as intraocular lenses (IOLs).

The absorber compounds of the present invention absorb wavelengths of light between 400 – 450 nm in addition to higher energy UVA rays between 400 – 320 nm, UVB rays between 320 – 280 nm, and UVC rays below 280 nm. They contain reactive groups, which allow for covalent attachment of the absorbers to ocular lens materials. Additionally, the absorbers of the present invention can be synthesized in approximately 4 - 6 steps from readily available starting materials.

20 The present invention also relates to ophthalmic device materials containing such UV/Vis absorbers.

Brief Description of the Drawings

25 Figure 1 shows percent transmittance curves for the UV/Vis absorber Compound 2 at various concentrations.

30 Figure 2 shows the percent transmittance curves for Compound 2 in a polymeric sample before and after acetone extraction.

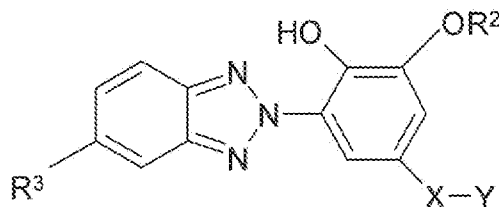
Figure 3 shows the absorbance curve for Compound 2.

Detailed Description of the Invention

Unless indicated otherwise, all ingredient amounts expressed in percentage terms are presented as % w/w.

5

The UV/Vis absorbers of the present invention have the structure



Formula I

10 wherein

X = C₃ – C₄ alkenyl, C₃ – C₄ alkyl, CH₂CH₂CH₂SCH₂CH₂ or CH₂CH₂CH₂SCH₂CH₂CH₂;

Y = nothing if X = C₃ – C₄ alkenyl, otherwise

Y = -O-C(=O)-C(R¹)=CH₂, -O-C(=O)NHCH₂CH₂OC(=O)-C(R¹)=CH₂, or

15 -O-C(=O)NHC(CH₃)₂(C₆H₄)C(CH₃)=CH₂;

R¹ = H, CH₃, CH₂CH₃, or CH₂OH;

R² = C₁-C₄ alkyl; and

R³ = H, CH₃, CH₃O, F, Cl, Br, I, or CF₃.

20 Preferably, the UV/Vis absorbers of the present invention are those wherein

X = C₃ – C₄ alkenyl, C₃ – C₄ alkyl, or CH₂CH₂CH₂SCH₂CH₂;

Y = nothing if X = C₃ – C₄ alkenyl, otherwise Y = -O-C(=O)-C(R¹)=CH₂;

R¹ = H or CH₃;

25 R² = C₁-C₂ alkyl; and

R³ = CH₃, CH₃O, F, Cl, or CF₃.

Three preferred absorbers of the present invention are:

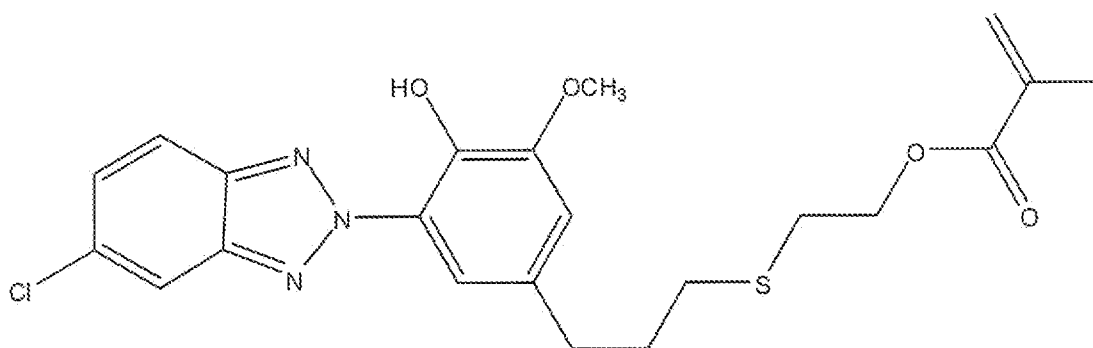
2-(3-(3-(5-chloro-2*H*-benzo[d][1,2,3]triazol-2-yl)-4-hydroxy-5-methoxy-phenyl)propylthio)ethyl methacrylate ("Compound 1");

4-allyl-2-(5-chloro-2*H*-benzo[d][1,2,3]triazol-2-yl)-6-methoxyphenol ("Compound 2");

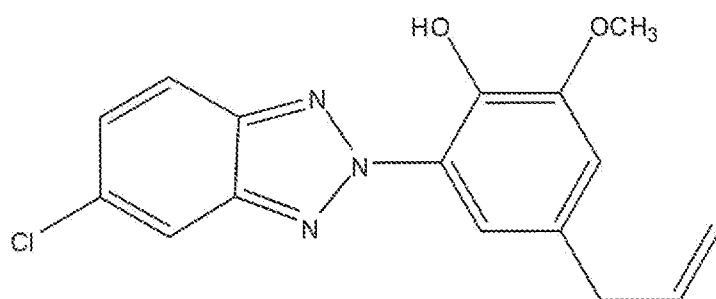
5 3-(3-(5-chloro-2*H*-benzo[d][1,2,3]triazol-2-yl)-4-hydroxy-5-methoxy-phenyl)propyl methacrylate ("Compound 3");

4-allyl-2-methoxy-6-(5-(trifluoromethyl)-2*H*-benzo[d][1,2,3]triazol-2-yl)phenol ("Compound 4"); and

10 3-(4-hydroxy-3-methoxy-5-(5-(trifluoromethyl)-2*H*-benzo[d][1,2,3]triazol-2-yl)phenyl)propyl methacrylate ("Compound 5").

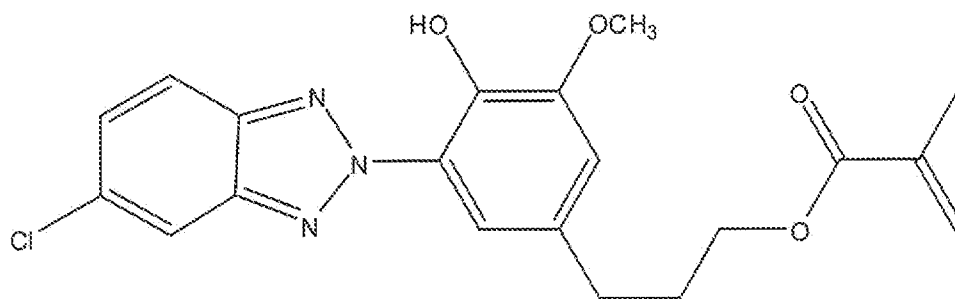


Compound 1

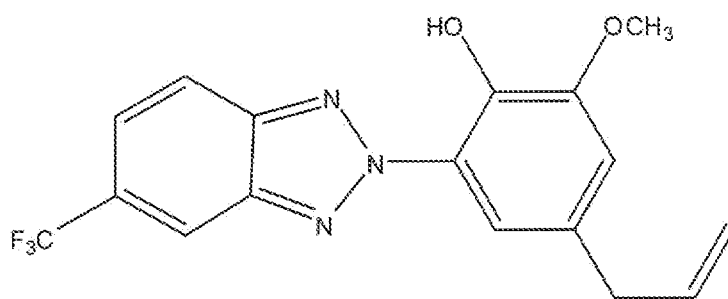


Compound 2

15

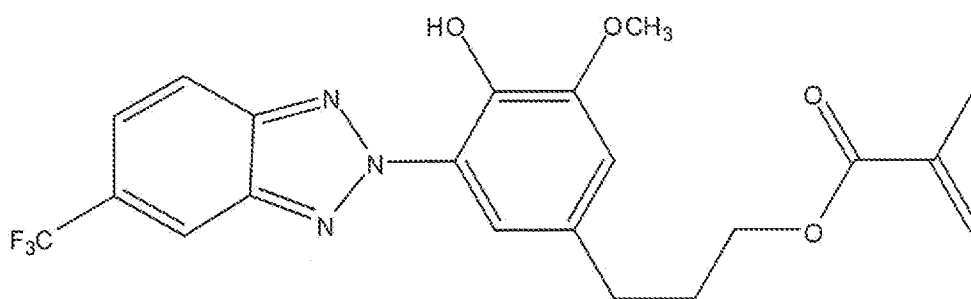


Compound 3



Compound 4

5



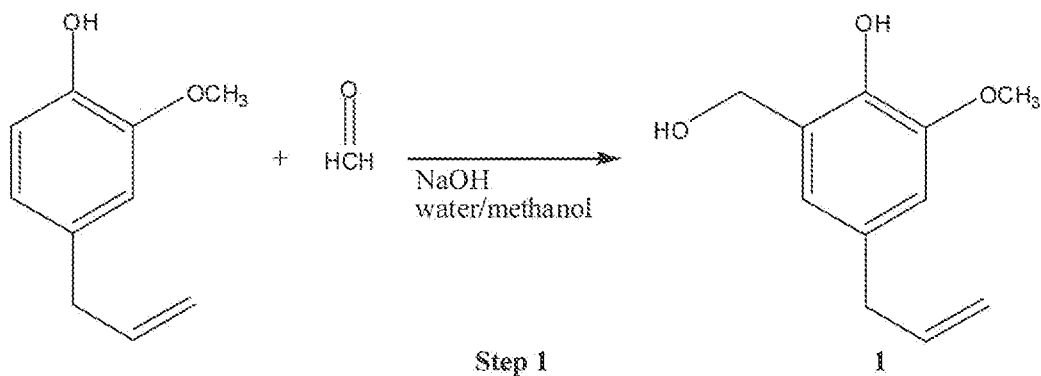
Compound 5

The synthesis of the UV/Vis absorbers of the present invention is described below.

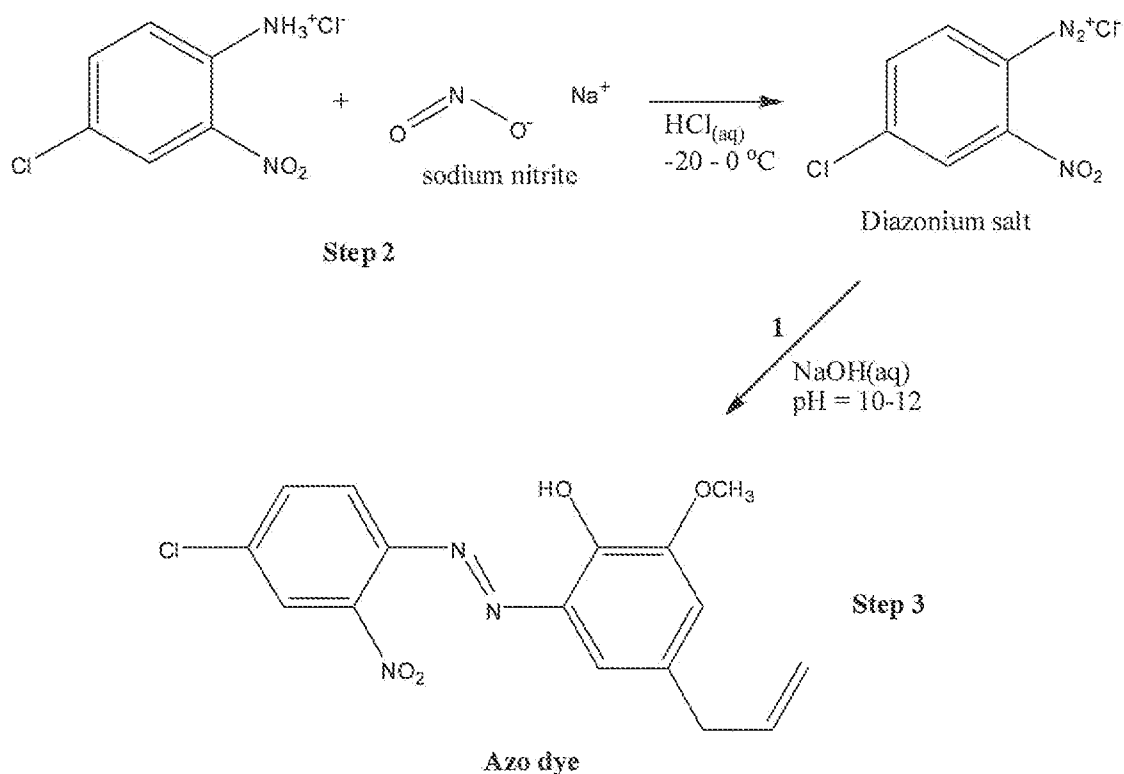
10

1. The UV absorbers are synthesized in 4 - 6 steps. In Step 1, the phenol derivative **1** is synthesized via the hydroxymethylation of eugenol, an inexpensive starting material derived from essential oils such as clove oil, nutmeg, cinnamon, and bay leaf.

15

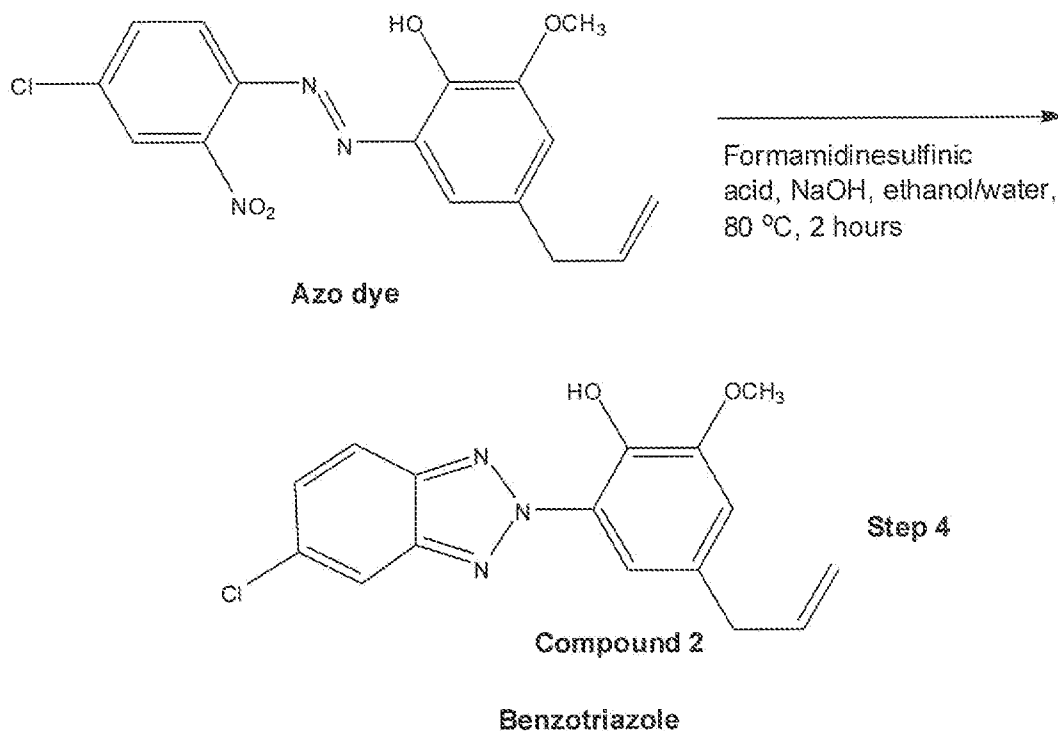


- 5 2. In steps 2 and 3, the diazonium salt of a 2-nitroaniline derivative is prepared and subsequently reacted with **1** to form an azo dye.



- 10 3. In step 4, the azo dye is treated with a reducing agent, such as formamidesulfonic acid, to form the corresponding benzotriazole compound. At this stage, the benzotriazole can be incorporated in IOL formulations due the presence of the propenyl double bond, which can
- 15 polymerize under free radical conditions. Alternatively, the double

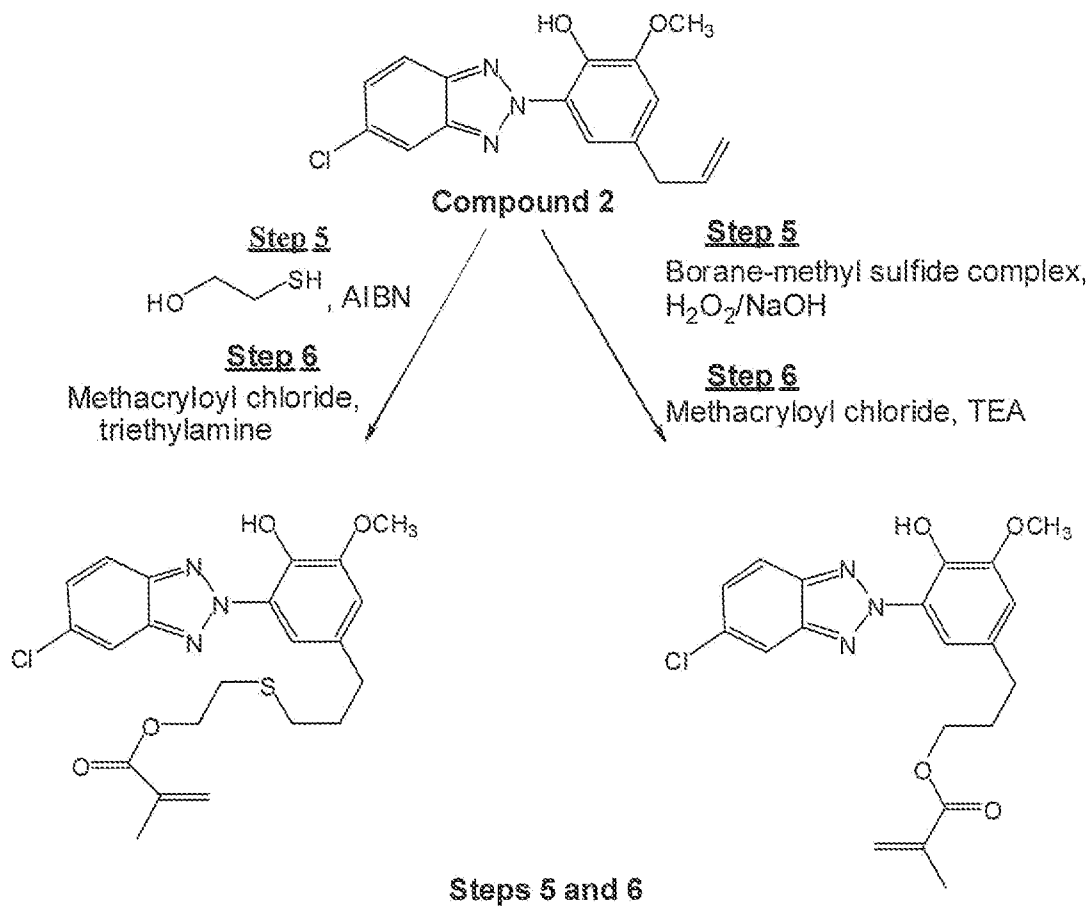
bond can be converted to other more preferable functional groups as shown in steps 5 and 6.



5

4. The benzotriazole from step 4 can be further reacted as shown in steps 5 and 6 to form an intermediate that contains hydroxyl groups which can then be esterified to contain (meth)acrylate groups. The incorporation of hydroxyl groups can be carried out using a wide range of synthetic methodologies, including Michael Addition using mercaptans or hydroboration/oxidation using boron containing compounds such as borane-methyl sulfide complexes. The resulting hydroxyl groups can then be converted to polymerizable (meth)acrylate groups. The (meth)acrylate groups can then form covalent bonds when reacted with vinyl monomers, co-monomers, macromers, crosslinking agents, and other components typically used in making polymer-based ocular materials, particularly acrylics.

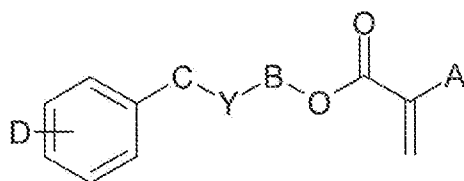
20



The UV/Vis absorbers of the present invention are particularly suitable for use in IOLs. IOL materials will generally contain from 0.1 to 5 % (w/w) of a UV/Vis absorber of the present invention. Preferably, IOL materials will contain from 0.5 to 4 % (w/w) of an absorber of the present invention. Most preferably, IOL materials will contain from 1 to 3 % (w/w) of an absorber of the present invention. Such device materials are prepared by copolymerizing the absorbers of the present invention with other ingredients, such as device-forming materials, cross-linking agents, and optionally blue-light blocking chromophores.

Many device-forming monomers are known in the art and include both acrylic and silicone-containing monomers among others. See, for example, U.S. Nos. 7,101,949; 7,067,602; 7,037,954; 6,872,793; 6,852,793; 6,846,897; 6,806,337; 6,528,602; and 5,693,095. In the case of IOLs, any known IOL device material is suitable for use in the compositions of the present

invention. Preferably, the ophthalmic device materials comprise an acrylic or methacrylic device-forming monomer. More preferably, the device-forming monomers comprise a monomer of formula IV:



IV

5 where in formula IV:

A is H, CH₃, CH₂CH₃, or CH₂OH;

B is (CH₂)_m or [O(CH₂)₂]_z;

C is (CH₂)_w;

m is 2 – 6;

10 z is 1 – 10;

Y is nothing, O, S, or NR', provided that if Y is O, S, or NR', then

B is (CH₂)_m;

R' is H, CH₃, C_{n'}H_{2n'+1} (n'=1-10), iso-OC₃H₇, C₆H₅, or

CH₂C₆H₅;

15 w is 0 – 6, provided that m + w ≤ 8; and

D is H, C₁ – C₄ alkyl, C₁ – C₄ alkoxy, C₆H₅, CH₂C₆H₅ or halogen.

Preferred monomers of formula IV are those wherein A is H or CH₃, B is (CH₂)_m, m is 2 - 5, Y is nothing or O, w is 0 – 1, and D is H. Most preferred
 20 are 2-phenylethyl methacrylate; 4-phenylbutyl methacrylate; 5-phenylpentyl methacrylate; 2-benzyloxyethyl methacrylate; and 3-benzyloxypropyl methacrylate; and their corresponding acrylates.

Monomers of formula IV are known and can be made by known
 25 methods. For example, the conjugate alcohol of the desired monomer can be combined in a reaction vessel with methyl methacrylate, tetrabutyl titanate (catalyst), and a polymerization inhibitor such as 4-benzyloxy phenol. The vessel can then be heated to facilitate the reaction and distill off the reaction

by-products to drive the reaction to completion. Alternative synthesis schemes involve adding methacrylic acid to the conjugate alcohol and catalyzing with a carbodiimide or mixing the conjugate alcohol with methacryloyl chloride and a base such as pyridine or triethylamine.

5

Device materials generally comprise a total of at least about 75%, preferably at least about 80%, of device-forming monomers.

In addition to an absorber of the present invention and a device-forming monomer, the device materials of the present invention generally
10 comprise a cross-linking agent. The cross-linking agent used in the device materials of this invention may be any terminally ethylenically unsaturated compound having more than one unsaturated group. Suitable cross-linking agents include, for example: ethylene glycol dimethacrylate; diethylene glycol
15 dimethacrylate; allyl methacrylate; 1,3-propanediol dimethacrylate; 2,3-propanediol dimethacrylate; 1,6-hexanediol dimethacrylate; 1,4-butanediol dimethacrylate; $\text{CH}_2=\text{C}(\text{CH}_3)\text{C}(=\text{O})\text{O}-(\text{CH}_2\text{CH}_2\text{O})_p-\text{C}(=\text{O})\text{C}(\text{CH}_3)=\text{CH}_2$ where $p = 1 - 50$; and $\text{CH}_2=\text{C}(\text{CH}_3)\text{C}(=\text{O})\text{O}(\text{CH}_2)_t\text{O}-\text{C}(=\text{O})\text{C}(\text{CH}_3)=\text{CH}_2$ where $t = 3 - 20$; and their corresponding acrylates. A preferred cross-linking monomer is
20 $\text{CH}_2=\text{C}(\text{CH}_3)\text{C}(=\text{O})\text{O}-(\text{CH}_2\text{CH}_2\text{O})_p-\text{C}(=\text{O})\text{C}(\text{CH}_3)=\text{CH}_2$ where p is such that the number-average molecular weight is about 400, about 600, or about 1000.

Generally, the total amount of the cross-linking component is at least 0.1% by weight and, depending on the identity and concentration of the
25 remaining components and the desired physical properties, can range to about 20% by weight. The preferred concentration range for the cross-linking component is 1 - 5 % for small, hydrophobic compounds with molecular weights typically less than 500 Daltons, and 5 - 17% (w/w) for larger, hydrophilic compounds with molecular weights typically between 500 - 5000
30 Daltons.

Suitable polymerization initiators for device materials containing a UV/Vis absorber of the present invention include thermal initiators and photoinitiators. Preferred thermal initiators include peroxy free-radical initiators, such as t-butyl (peroxy-2-ethyl)hexanoate and di-(tert-butylcyclohexyl) peroxydicarbonate (commercially available as Perkadox[®] 16 from Akzo Chemicals Inc., Chicago, Illinois). Initiators are typically present in an amount of about 5% (w/w) or less. Because free-radical initiators do not become chemically a part of the polymers formed, the total amount of initiator is customarily not included when determining the amounts of other ingredients.

The device materials containing a UV/Vis absorber of the present invention optionally also contain a reactive colorant. Suitable reactive blue-light absorbing compounds include those described in U.S. Patent No. 5,470,932. Blue-light absorbers are typically present in an amount from about 0.01 - 0.5 % (weight).

In addition to the UV/Vis absorber of Formula I, a device-forming monomer, a cross-linking agent, and optionally a UV absorber or other visible light absorber, the materials of the present invention may also contain other ingredients, including but not limited to agents to reduce tack or glistenings. Examples of agents to reduce tack are those disclosed in U.S. Publication Nos. 2009/0132039 A1 and 2009/0137745 A1. Examples of agents to reduce glistenings are those disclosed in U.S. Publication Nos. 2009/0093604 A1 and 2009/0088544 A1.

IOLs constructed of the materials of the present invention can be of any design capable of being rolled or folded into a small cross section that can fit through a relatively smaller incision. For example, the IOLs can be of what is known as a one piece or multipiece design, and comprise optic and haptic components. The optic is that portion which serves as the lens. The haptics are attached to the optic and hold the optic in its proper place in the eye. The optic and haptic(s) can be of the same or different material. A

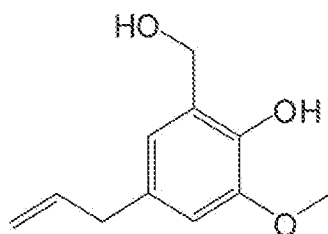
5 multipiece lens is so called because the optic and the haptic(s) are made separately and then the haptics are attached to the optic. In a single piece lens, the optic and the haptics are formed out of one piece of material. Depending on the material, the haptics are then cut, or lathed, out of the material to produce the IOL.

10 In addition to IOLs, the materials of the present invention are also suitable for use in other ophthalmic devices, such as contact lenses, keratoprotheses, and corneal inlays or rings.

The invention will be further illustrated by the following examples, which are intended to be illustrative, but not limiting.

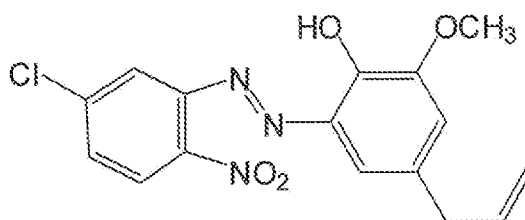
EXAMPLE 1

15 **Synthesis of 4-allyl-2-(hydroxymethyl)-6-methoxyphenol.** In a 2 liter round bottom flask equipped with nitrogen inlet and magnetic stirrer was dissolved eugenol, 99% (Alfa Aesar) in a solution comprised of 286 g NaOH in 1.2 L water at 0 °C. A solution of formaldehyde (828 g, 10.2 mol), 37 wt. %
20 solution in water, A.C.S. reagent (Sigma-Aldrich) was added dropwise to the stirring solution. The mixture was stirred under nitrogen at ambient temperature for 4 hours and then 55 °C for 20 h. The reaction mixture was poured into 1 L ethyl acetate and washed with 1 N HCl and deionized water. The crude product containing ~30 mol % unreacted eugenol was used in the
25 next step without further purification.



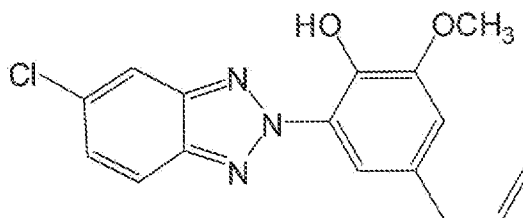
EXAMPLE 2

Synthesis of 4-allyl-2-((5-chloro-2-nitrophenyl)diazenyl)-6-methoxyphenol. In a 1000 ml 3-neck round bottom flask equipped with a magnetic stirrer was added 5-chloro-2-nitroaniline (Acros Organics, 29.9 g, 173 mmol), concentrated aqueous HCl (36.5 – 38.0 %, 75 ml), 150 ml deionized water, and 150 ml absolute ethanol. The suspension was cooled to -10 °C and a solution of sodium nitrite (Sigma-Aldrich, 12.7 g, 184 mmol) in 50 ml water was added dropwise over 30 minutes at -10 °C. The reaction mixture was stirred for 1 hour and 324 mg sulfamic acid (Aldrich) was added. After 10 minutes of stirring the solids were filtered out and the cold solution was set aside. A NaOH solution was prepared by dissolving NaOH (Aldrich, 37.7 g, 944 mmol) in 120 ml deionized water. Approximately one fourth of the sodium hydroxide solution was added dropwise to a solution of 4-allyl-2-(hydroxymethyl)-6-methoxyphenol from Example 1 in 100 ml water and 300 ml absolute ethanol. The diazonium mixture and remaining NaOH solution were concurrently added dropwise over 1 hr to the 4-allyl-2-(hydroxymethyl)-6-methoxyphenol solution at -10 °C. The resulting dark mixture was stirred at 0 °C for 1 hour and ambient temperature for 2 hours. The contents were poured into 3 liters deionized water and the pH was adjusted to 5 using 1 N HCl. The solid was filtered and dried at 50 °C for 64 hours using P₂O₅ drying agent to afford 28 g (46 %) that was used in the next step without further purification.



EXAMPLE 3

Synthesis of 4-allyl-2-(5-chloro-2H-benzo[d][1,2,3]triazol-2-yl)-6-methoxyphenol. In a 1L round bottom flask equipped with a magnetic stirrer, addition funnel, powder addition funnel, and nitrogen inlet was added 4-allyl-2-((5-chloro-2-nitrophenyl)diazenyl)-6-methoxyphenol (27.9, 80.2 mmol) from Example 2 and 300 ml absolute ethanol. NaOH (19.3 g, 483 mmol) was dissolved in 140 ml deionized water and approximately one-fourth by volume was added dropwise to the reaction mixture. The reaction mixture was heated to 80 °C and formamidinesulfonic acid (Aldrich, 26.0 g, 241 mmol) was added slowly and concurrently with the remaining sodium hydroxide solution over 30 minutes. The reaction mixture was poured into 3 L deionized water and acidified to pH 4 with 1 N HCl. The yellow solid was dried for 20 hours at 42 °C and then purified by dissolving in hot toluene and then filtering out the dark impurities. The filtrate was concentrated down and purified via recrystallizations in ethanol and diethyl ether to give the pure product (5 g, 20%). ¹H NMR (CDCl₃) delta: 11.03 (s, 1H, phenol OH), 7.94 (s, 1H, Ar-H benzotriazole ring, 4-position), 7.89 (m, 1H, Ar-H benzotriazole ring, 7-position), 7.80 (s, 1H, Ar-H phenol, 5-position), 7.44 (m, 1H, Ar-H benzotriazole ring, 6-position), 6.81 (s, 1H, Ar-H phenol, 3-position), 6.00 (m, 1H, HC=CH₂), 5.16 (m, 2H, HC=CH₂), 3.97 (s, 3H, CH₃O), 3.43 (d, 2H, Ar-CH₂).



Compound 2

A simple absorbance plot of Compound 2 (0.002 % w/v in CHCl₃) was generated via UV/Vis spectroscopy using a 10 mm quartz cell. The results are shown in Fig. 3.

5

EXAMPLE 4

Transmittance curves for Compound 2 at various concentrations were generated by UV/Vis spectroscopy. Compound 1 was dissolved in chloroform and evaluated in a PerkinElmer Lambda 35 UV/Vis spectrometer. The results are shown in Figure 1.

EXAMPLE 5

15

Polymer Test Samples Containing Compound 2

Compound 1 from Example 3 was formulated as shown in Table 1. All components were vortex mixed in a 40 ml glass vial, degassed with nitrogen, and then syringe filtered using a 0.2 micron Teflon filter into ~1 mm deep rectangular polypropylene molds. Samples were thermally cured at 90 °C for 1 hour and 110 °C for 2.5 hours and then extracted in refluxing acetone for 6 hours with fresh solvent replacement every 90 minutes.

Table 1

25

Component	Example (% w/w) 5
Compound 2	2.5
BzA	82.7
BzMA	9.9
polyPEG	3.2
BDDA	1.7
AIBN	1.0

BzA = benzyl acrylate

BzMA = benzyl methacrylate

polyPEG = 4000 molecular weight polymer of polyethylene glycol(550)-methacrylate (polyPEG macromonomer)

BDDA = 1,4-butanediol diacrylate

AIBN = 2,2'-Azobis(2-methylpropionitrile)

30

The polymer test samples were tested for % extractables, refractive index, and equilibrium water content (35 °C) as shown in Table 2. The test samples were also examined for glistenings after equilibrating test samples at 45 °C for 20 hours followed by cooling to 22 °C. Tensile properties were measured and values are reported in Table 3.

Table 2

Example	% Extractables	EWC (35 °C) (%)	R.I. (35 °C)	Glistenings Per Test Sample
5	4.8 ± 0.2	1.1	1.5605	¹ 0 to very few

¹Sample was equilibrated in deionized water for 20 hours at 45 °C, then cooled to ambient temperature and inspected by an optical microscope 1 – 2 hours later

Table 3

Example	Stress At Break (MPa)	Strain At Break (%)	Young's Modulus (MPa)	25 % Secant Modulus (MPa)	100 % Secant Modulus (MPa)
5	6.1 ± 0.7	140 ± 13	105 ± 12	15.2 ± 1.5	4.6 ± 0.3

UV/Vis spectra from ~1 mm thick sample sections were collected using a PerkinElmer Lambda 35 UV/Vis spectrometer. As shown in Fig. 2, the UV/Vis spectrum of extracted and unextracted test samples for the polymeric material of Example 5 confirms that not all of the UV absorber is covalently incorporated in the polymer network. The relatively high % extractables in Table 2 corroborates these results. This is attributed to the relatively slow reaction kinetics of the propenyl double bond of Compound 1 under the given reaction conditions. Relatively low incorporation of the UV/Vis absorbers can

be easily circumvented by converting the propenyl double bond to a (meth)acrylate group as described above (e.g., Compounds 2 and 3).

EXAMPLE 6

Acrylic IOL Formulations

Compounds 2 was formulated in IOL materials as shown in Table 4. All components were vortex mixed in a 30 ml glass vial, degassed with nitrogen, and then syringe filtered using a 0.2 micron Teflon filter into ~1 mm deep rectangular polypropylene molds. Samples were thermally cured at 70 °C for 1 hour and 110 °C for 2 hours and then extracted in acetone at 50 °C for 6 hours with fresh solvent replacement every 90 minutes.

Table 4

Component	EXAMPLE			
	% (w/w)			
	6A	6B	6C	6D
Compound 2	2.49	2.50	2.48	2.48
PEA	0	0	73.1	73.0
PEMA	0	0	19.9	20.0
BzA	82.7	92.9	0	0
BzMA	9.92	0	0	0
Secondary alcohol ethoxylate, methacrylic acid ester	0	3.10	0	3.01
PolyPEGMA	3.200	0	3.00	0
BDDA	1.70	1.50	1.53	1.52
AIBN	1.01	0.53	0.60	0.50

PEA = 2-phenylethyl acrylate

PEMA = 2-phenylethyl methacrylate

BzA = benzyl acrylate

BzMA = benzyl methacrylate

BDDA = 1,4-butanediol diacrylate

Secondary alcohol ethoxylate, methacrylic acid ester = methacrylic acid ester of Tergitol™ NP-70 surfactant (Dow/Union Carbide)

PolyPEGMA = Macromonomer of poly(ethylene glycol) monomethyl ether methacrylate (MW = 550), Mn (SEC): 4100 Daltons, Mn (NMR): 3200 Daltons, PDI = 1.5

AIBN = 2,2'-Azobis(2-methylpropionitrile)

Table 5

Component	EXAMPLE			
	6A	6B	6C	6D
Compound 4	1.49	2.00	2.48	3.00
PEA	0	0	73.1	73.0
PEMA	0	0	19.9	19.5
BzA	83.7	93.4	0	0
BzMA	9.92	0	0	0
Secondary alcohol ethoxylate, methacrylic acid ester	0	3.10	0	3.01
PolyPEGMA	3.200	0	3.00	0
BDDA	1.70	1.50	1.53	1.52
AIBN	1.01	0.53	0.60	0.50

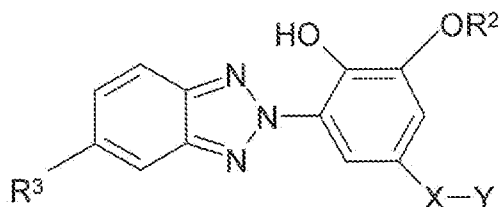
5

This invention has been described by reference to certain preferred
embodiments; however, it should be understood that it may be embodied in
other specific forms or variations thereof without departing from its special or
essential characteristics. The embodiments described above are therefore
considered to be illustrative in all respects and not restrictive, the scope of the
invention being indicated by the appended claims rather than by the foregoing
description.

15

We claim:

1. A benzotriazole compound of the formula



5

wherein

X = C₃ – C₄ alkenyl, C₃ – C₄ alkyl, CH₂CH₂CH₂SCH₂CH₂ or CH₂CH₂CH₂SCH₂CH₂CH₂;

10 Y = nothing if X = C₃ – C₄ alkenyl, otherwise

Y = -O-C(=O)-C(R¹)=CH₂, -O-C(=O)NHCH₂CH₂OC(=O)-C(R¹)=CH₂, or -O-C(=O)NHC(CH₃)₂(C₆H₄)C(CH₃)=CH₂;

R¹ = H, CH₃, CH₂CH₃, or CH₂OH;

R² = C₁-C₄ alkyl; and

15 R³ = H, CH₃, CH₃O, F, Cl, Br, I, or CF₃.

2. A benzotriazole compound of Claim 1 wherein

X = C₃ – C₄ alkenyl, C₃ – C₄ alkyl, or CH₂CH₂CH₂SCH₂CH₂;

Y = nothing if X = C₃ – C₄ alkenyl, otherwise Y = -O-C(=O)-C(R¹)=CH₂;

20 R¹ = H or CH₃;

R² = C₁-C₂ alkyl; and

R³ = CH₃, CH₃O, F, Cl, or CF₃.

3. A benzotriazole compound of Claim 2 wherein the compound is
25 selected from the group consisting of:

2-(3-(3-(5-chloro-2H-benzo[d][1,2,3]triazol-2-yl)-4-hydroxy-5-methoxy-phenyl)propylthio)ethyl methacrylate;

4-allyl-2-(5-chloro-2H-benzo[d][1,2,3]triazol-2-yl)-6-methoxyphenol;

3-(3-(5-chloro-2*H*-benzo[d][1,2,3]triazol-2-yl)-4-hydroxy-5-methoxyphenyl)-propyl methacrylate;

4-allyl-2-methoxy-6-(5-(trifluoromethyl)-2*H*-benzo[d][1,2,3]triazol-2-yl)phenol;
and

5 3-(4-hydroxy-3-methoxy-5-(5-(trifluoromethyl)-2*H*-benzo[d][1,2,3]triazol-2-yl)phenyl)propyl methacrylate.

4. A benzotriazole compound of Claim 3 wherein the compound is 2-(3-(3-(5-chloro-2*H*-benzo[d][1,2,3]triazol-2-yl)-4-hydroxy-5-methoxy-phenyl)propylthio)ethyl methacrylate.

5. A benzotriazole compound of Claim 3 wherein the compound is 3-(4-hydroxy-3-methoxy-5-(5-(trifluoromethyl)-2*H*-benzo[d][1,2,3]triazol-2-yl)phenyl)propyl methacrylate.

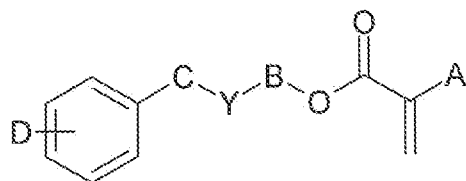
15 6. An ophthalmic device material comprising a benzotriazole compound of Claim 1 and a device-forming monomer selected from the group consisting of acrylic monomers and silicone-containing monomers.

20 7. An ophthalmic device material of Claim 6 wherein the ophthalmic device material comprises from 0.1 to 5 % (w/w) of a benzotriazole compound of Claim 1.

8. An ophthalmic device material of Claim 7 wherein the ophthalmic device material comprises from 0.5 to 4 % (w/w) of a benzotriazole compound of Claim 1.

9. An ophthalmic device material of Claim 8 wherein the ophthalmic device material comprises from 1 to 3 % (w/w) of a benzotriazole compound of Claim 1.

10. An ophthalmic device material of Claim 6 wherein the ophthalmic device material comprises a device-forming monomer of formula [IV]:



[IV]

5 where in formula [IV]:

A is H, CH₃, CH₂CH₃, or CH₂OH;

B is (CH₂)_m or [O(CH₂)₂]_z;

C is (CH₂)_w;

m is 2 – 6;

10 z is 1 – 10;

Y is nothing, O, S, or NR', provided that if Y is O, S, or NR', then

B is (CH₂)_m;

R' is H, CH₃, C_{n'}H_{2n'+1} (n'=1-10), iso-OC₃H₇, C₆H₅, or

CH₂C₆H₅;

15 w is 0 – 6, provided that m + w ≤ 8; and

D is H, C₁ – C₄ alkyl, C₁ – C₄ alkoxy, C₆H₅, CH₂C₆H₅ or halogen.

11. An ophthalmic device material of Claim 10 wherein in formula [IV]:

A is H or CH₃;

20 B is (CH₂)_m;

m is 2 – 5;

Y is nothing or O;

w is 0 – 1; and

D is H.

25

12. An ophthalmic device material of Claim 11 wherein the ophthalmic device material comprises a monomer selected from the group consisting of: 2-phenylethyl methacrylate; 4-phenylbutyl methacrylate; 5-phenylpentyl

methacrylate; 2-benzyloxyethyl methacrylate; and 3-benzyloxypropyl methacrylate; and their corresponding acrylates.

5 13. An ophthalmic device material of Claim 6 wherein the ophthalmic device material comprises a cross-linking agent.

14. An ophthalmic device material of Claim 6 wherein the ophthalmic device material comprises a reactive blue-light absorbing compound.

10 15. An intraocular lens comprising a benzotriazole compound of Claim 1.

16. An intraocular lens comprising a benzotriazole compound of Claim 2.

17. An intraocular lens comprising a benzotriazole compound of Claim 3.

15

18. An ophthalmic device comprising the ophthalmic device material of Claim 6.

20 19. The ophthalmic device of Claim 18 wherein the ophthalmic device is selected from the group consisting of an intraocular lens; a contact lens; a keratoprosthesis; and a corneal inlay or ring.

Fig. 1

UV/Vis Spectra Of Compound 2 In CHCl₃, 10 mm Path Length

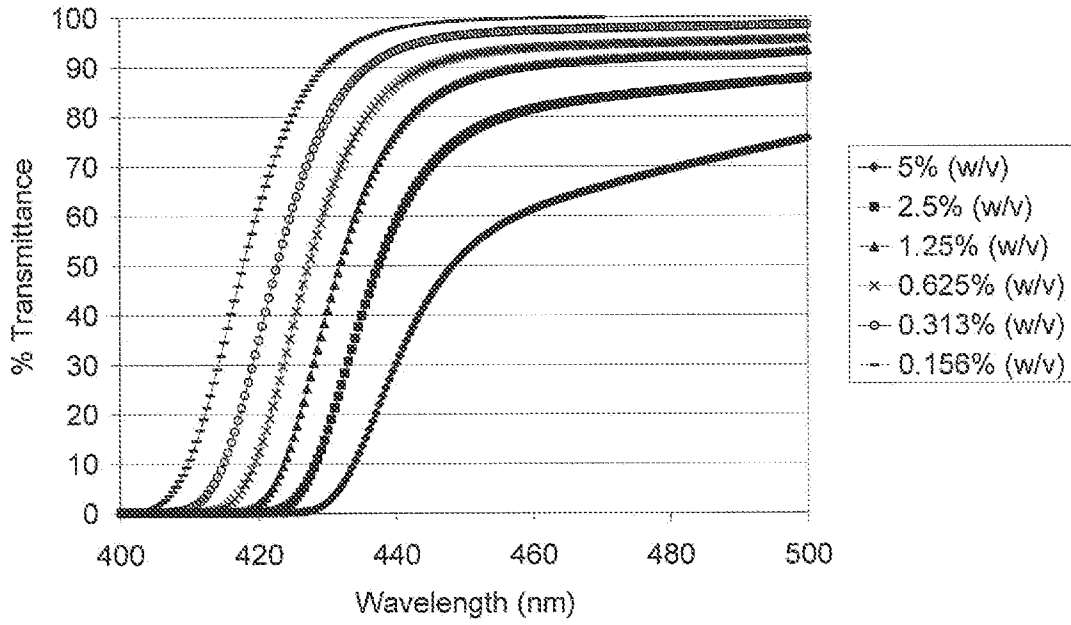
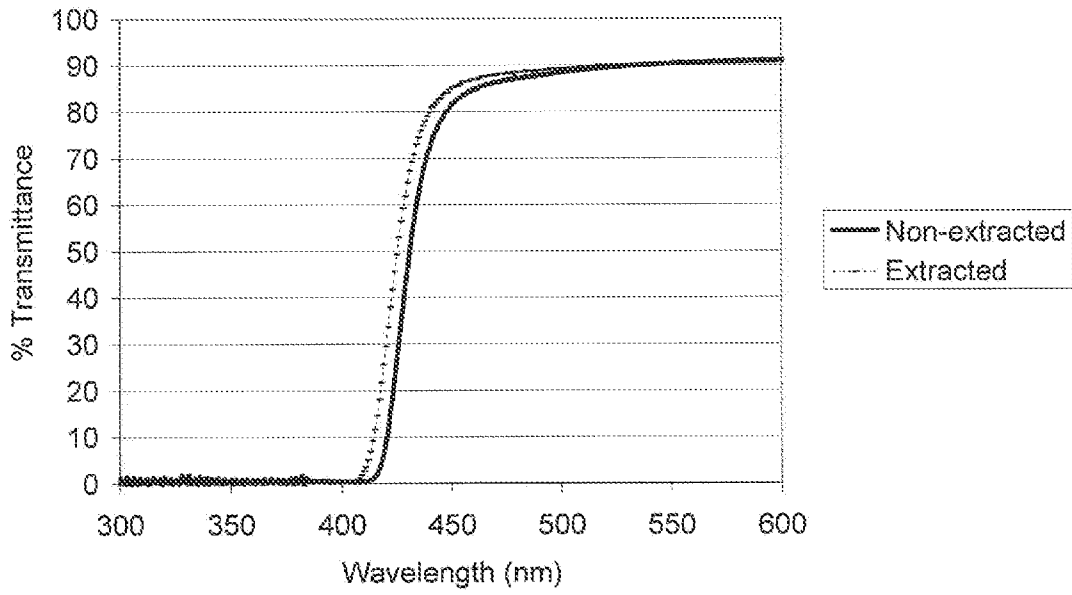


Fig. 2

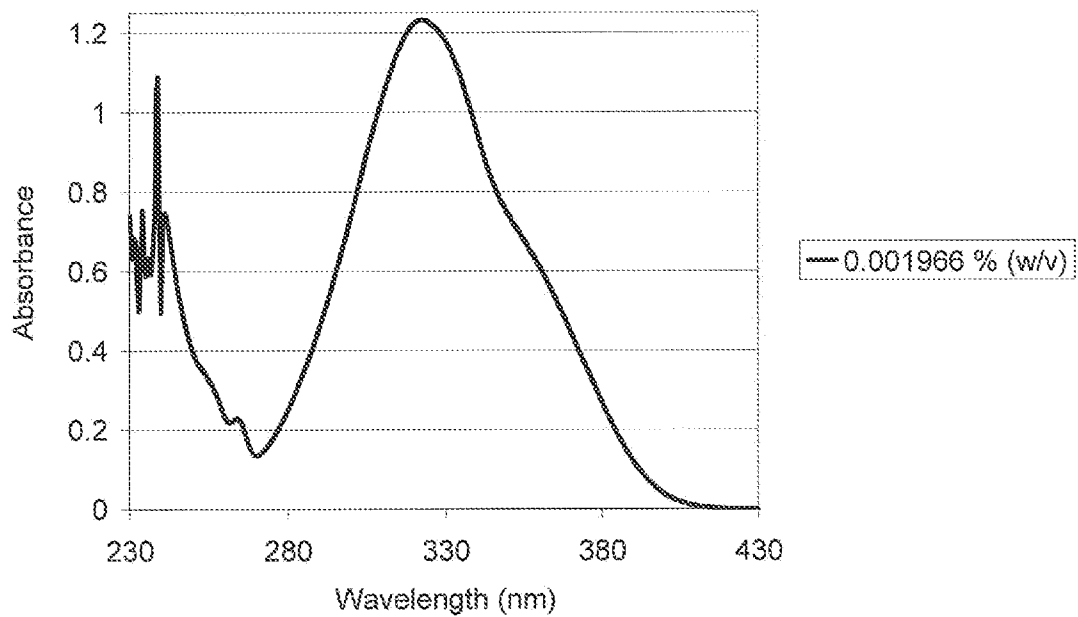
UV/Vis Spectrum Of Compound 2 From Example 6A In 1 mm Thick Test Sample (Non-extracted And Extracted In Acetone)



5

Fig. 3

Absorbance Spectrum Of Compound 2 (10 mm Path In CHCl₃)



INTERNATIONAL SEARCH REPORT

International application No PCT/US2010/040972

A. CLASSIFICATION OF SUBJECT MATTER
 INV. C07D249/20 A61F2/16 B29D11/02 G02B1/04
 ADD.

According to International Patent Classification (IPC) or to both national classification and IPC

B. FIELDS SEARCHED

Minimum documentation searched (classification system followed by classification symbols)
 C07D

Documentation searched other than minimum documentation to the extent that such documents are included in the fields searched

Electronic data base consulted during the international search (name of data base and, where practical, search terms used)

EPO-Internal, BEILSTEIN Data, CHEM ABS Data

C. DOCUMENTS CONSIDERED TO BE RELEVANT

Category*	Citation of document, with indication, where appropriate, of the relevant passages	Relevant to claim No.
A	WO 2008/048880 A2 (ALCON MFG LTD [US]; JINKERSON DAVID L [US]; WEINSCHENK III JOSEPH I [U]) 24 April 2008 (2008-04-24) compounds of page 6; claim 1	1
A	WO 2007/050394 A2 (BAUSCH & LOMB [US]; LAI YU-CHIN [US]; QUINN EDMOND T [US]) 3 May 2007 (2007-05-03) table 1, compounds A, B; claims 1, 5, 10	1
A	US 2006/197067 A1 (XIA ERNING [US] ET AL) 7 September 2006 (2006-09-07) claims 6, 29, 30	1
A	EP 0 131 468 A2 (IOLAB CORP [US]) 16 January 1985 (1985-01-16) claims 1, 8; compounds I-V	1
-/--		

Further documents are listed in the continuation of Box C.

See patent family annex.

* Special categories of cited documents :

"A" document defining the general state of the art which is not considered to be of particular relevance
 "E" earlier document but published on or after the international filing date
 "L" document which may throw doubts on priority claim(s) or which is cited to establish the publication date of another citation or other special reason (as specified)
 "O" document referring to an oral disclosure, use, exhibition or other means
 "P" document published prior to the international filing date but later than the priority date claimed

"T" later document published after the international filing date or priority date and not in conflict with the application but cited to understand the principle or theory underlying the invention
 "X" document of particular relevance; the claimed invention cannot be considered novel or cannot be considered to involve an inventive step when the document is taken alone
 "Y" document of particular relevance; the claimed invention cannot be considered to involve an inventive step when the document is combined with one or more other such documents, such combination being obvious to a person skilled in the art.
 "&" document member of the same patent family

Date of the actual completion of the international search

15 December 2010

Date of mailing of the international search report

22/12/2010

Name and mailing address of the ISA/

European Patent Office, P.B. 5818 Patentlaan 2
 NL - 2280 HV Rijswijk
 Tel. (+31-70) 340-2040,
 Fax: (+31-70) 340-3016

Authorized officer

Beysse-Kahana, Ellen

INTERNATIONAL SEARCH REPORT

International application No
PCT/US2010/040972

C(Continuation). DOCUMENTS CONSIDERED TO BE RELEVANT		
Category*	Citation of document, with indication, where appropriate, of the relevant passages	Relevant to claim No.
A	US 4 611 061 A (BEARD CHARLES D [US] ET AL) 9 September 1986 (1986-09-09) column 3, lines 46-60; claim 1 -----	1

INTERNATIONAL SEARCH REPORT

Information on patent family members

International application No PCT/US2010/040972

Patent document cited in search report	Publication date	Patent family member(s)	Publication date
WO 2008048880	A2	24-04-2008	AU 2007311172 A1 24-04-2008
			CA 2665549 A1 28-04-2008
			EP 2081612 A2 29-07-2009
			JP 2010507108 T 04-03-2010
			KR 20090071628 A 01-07-2009
			US 2008090937 A1 17-04-2008
WO 2007050394	A2	03-05-2007	US 2007092830 A1 26-04-2007
US 2006197067	A1	07-09-2006	WO 2006096422 A1 14-09-2006
EP 0131468	A2	16-01-1985	AU 565491 B2 17-09-1987
			AU 3047684 A 17-01-1985
			BR 8403466 A 25-06-1985
			CA 1232608 A1 09-02-1988
			DE 3481061 D1 22-02-1990
			ES 8601250 A1 16-02-1986
			HK 34490 A 11-05-1990
			JP 9118720 A 06-05-1997
			JP 1926324 C 25-04-1995
			JP 6053733 B 20-07-1994
			JP 60038411 A 28-02-1985
			JP 2501778 B2 29-05-1996
			JP 7090117 A 04-04-1995
			JP 2701116 B2 21-01-1998
			JP 5271203 A 19-10-1993
			JP 5255447 A 05-10-1993
			MX 166955 B 15-02-1993
			NZ 208751 A 30-04-1987
			SG 13390 G 06-07-1990
US 4611061	A	09-09-1986	AR 242028 A1 26-02-1993