



(86) Date de dépôt PCT/PCT Filing Date: 1997/08/13

(87) Date publication PCT/PCT Publication Date: 1998/02/19

(45) Date de délivrance/Issue Date: 2006/02/14

(85) Entrée phase nationale/National Entry: 1999/02/08

(86) N° demande PCT/PCT Application No.: US 1997/013894

(87) N° publication PCT/PCT Publication No.: 1998/006697

(30) Priorité/Priority: 1996/08/15 (08/700,722) US

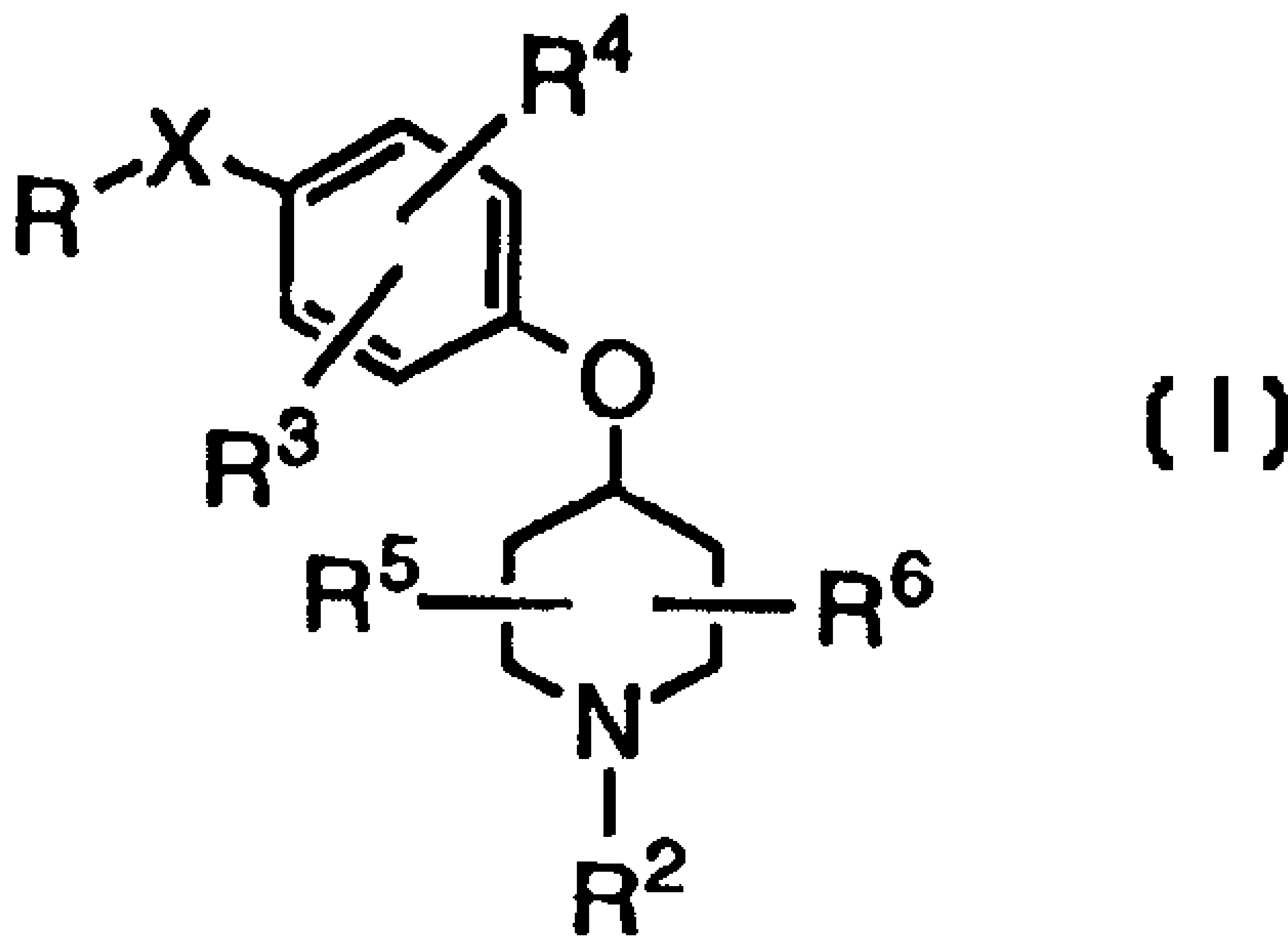
(51) Cl.Int./Int.Cl. *C07D 409/14* (2006.01),
C07F 7/10 (2006.01), *A61K 31/445* (2006.01),
C07D 405/14 (2006.01), *C07D 405/12* (2006.01),
C07D 401/14 (2006.01), *C07D 211/58* (2006.01),
C07D 211/46 (2006.01), *A61K 31/695* (2006.01),
A61K 31/535 (2006.01), *A61K 31/495* (2006.01),
A61K 31/4709 (2006.01), *A61K 31/4545* (2006.01),
A61K 31/4535 (2006.01), *A61K 31/4525* (2006.01)

(72) Inventeurs/Inventors:
WANG, YUGUANG, US;
CHANG, WEI K., US;
DUGAR, SUNDEEP, US;
CHACKALAMANNIL, SAMUEL, US

(73) Propriétaire/Owner:

(54) Titre : ANTAGONISTES MUSCARINIQUES A BASE D'ETHER

(54) Title: ETHER MUSCARINIC ANTAGONISTS



(57) Abrégé/Abstract:

1,4 Di-substituted piperidine muscarinic antagonists of formula (I) or an isomer, pharmaceutically acceptable salt, ester or solvate thereof, wherein X is a bond, -O-, -S-, -SO-, -SO₂-, -CO-, -C(OR¹⁷)₂-, -CH₂-O-, -O-CH₂-, -CH=CH-, -CH₂-, -CH(C₁-C₆ alkyl)-, -C(C₁-C₆ alkyl)₂-, -CONR¹⁷-, -NR¹⁷CO-, -O- C(O)NR¹⁷-, -NR¹⁷C(O)-O-, -SO₂NR¹⁷- or -NR¹⁷SO₂-; R is cycloalkyl, optionally substituted phenyl or optionally substituted pyridyl; R² is H, alkyl, optionally substituted cycloalkyl, cycloalkenyl, t-butoxycarbonyl or optionally substituted piperidiny; and the remaining variables are as defined in the specification, are disclosed. Compounds of formula (I) are useful for treating cognitive disorders such as Alzheimer's disease. Also disclosed are pharmaceutical compositions, methods of preparation and combinations of compounds of formula (I) with ACh'ase inhibitors.

(73) **Propriétaires(suite)/Owners(continued):**SCHERING CORPORATION, US

(74) **Agent:** OGILVY RENAULT LLP/S.E.N.C.R.L.,S.R.L.



PCT

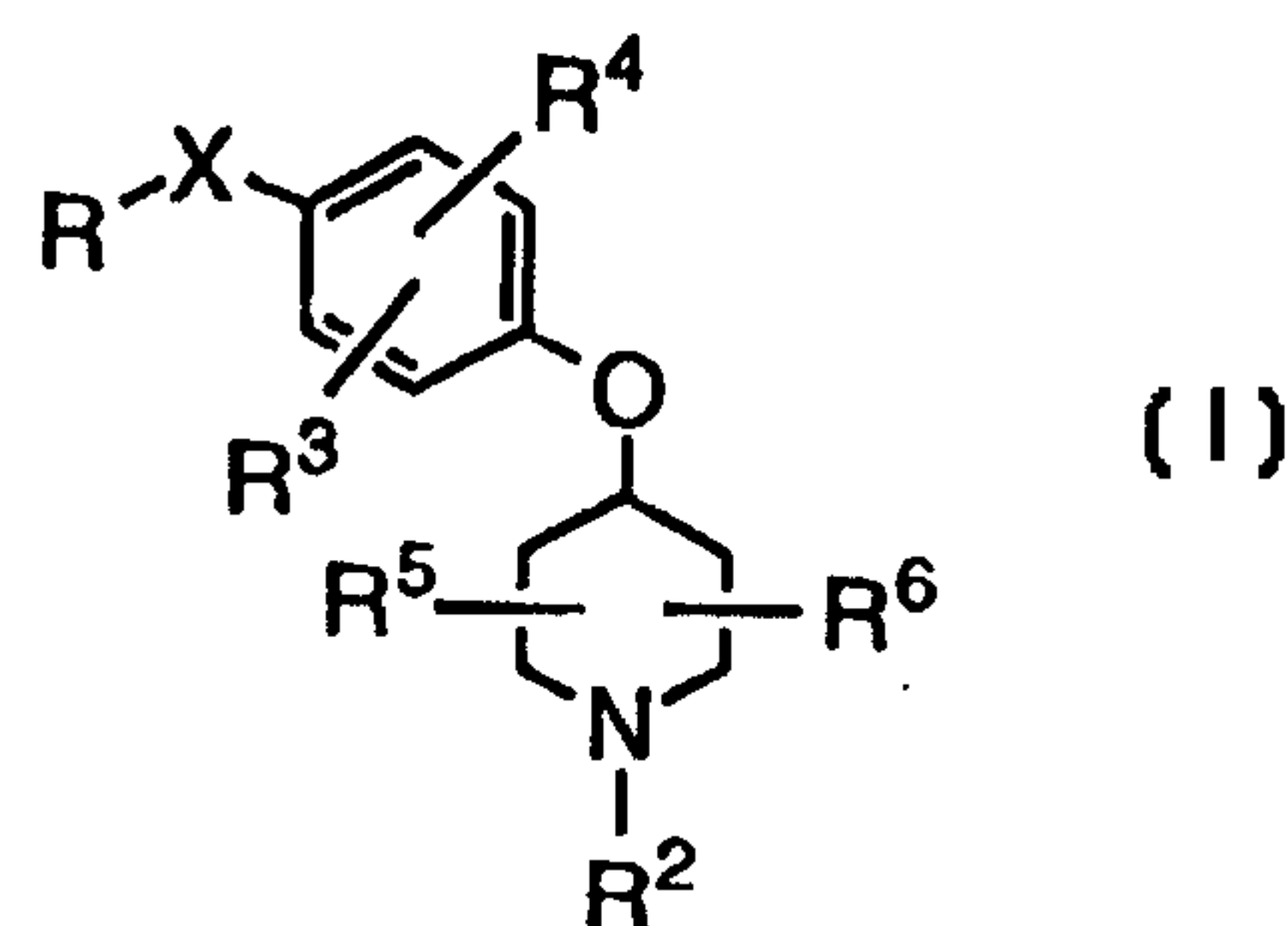
WORLD INTELLECTUAL PROPERTY ORGANIZATION
International Bureau

INTERNATIONAL APPLICATION PUBLISHED UNDER THE PATENT COOPERATION TREATY (PCT)

(51) International Patent Classification ⁶ : C07D 211/46, 405/12, 405/14, 211/58, A61K 31/445	A1	(11) International Publication Number: WO 98/06697 (43) International Publication Date: 19 February 1998 (19.02.98)
(21) International Application Number: PCT/US97/13894 (22) International Filing Date: 13 August 1997 (13.08.97) (30) Priority Data: 08/700,722 15 August 1996 (15.08.96) US (71) Applicant: SCHERING CORPORATION [US/US]; 2000 Galloping Hill Road, Kenilworth, NJ 07033-0530 (US). (72) Inventors: WANG, Yuguang; 38 Princess Drive, North Brunswick, NJ 08902 (US). CHANG, Wei, K.; 63 West Cedar Street, Livingston, NJ 07039 (US). DUGAR, Sundeep; 749 Wingate Drive, Bridgewater, NJ 08807 (US). CHACKALAMANNIL, Samuel; 79 Stratford Road, East Brunswick, NJ 08816 (US). (74) Agents: MAGATTI, Anita, W. et al.; Schering-Plough Corporation, Patent Dept. K-6-1 1990, 2000 Galloping Hill Road, Kenilworth, NJ 07033-0530 (US).		(81) Designated States: AL, AM, AU, AZ, BA, BB, BG, BR, BY, CA, CN, CZ, EE, GE, HU, IL, IS, JP, KG, KR, KZ, LC, LK, LR, LT, LV, MD, MG, MK, MN, MX, NO, NZ, PL, RO, RU, SG, SI, SK, SL, TJ, TM, TR, TT, UA, UZ, VN, YU, ARIPO patent (GH, KE, LS, MW, SD, SZ, UG, ZW), Eurasian patent (AM, AZ, BY, KG, KZ, MD, RU, TJ, TM), European patent (AT, BE, CH, DE, DK, ES, FI, FR, GB, GR, IE, IT, LU, MC, NL, PT, SE), OAPI patent (BF, BJ, CF, CG, CI, CM, GA, GN, ML, MR, NE, SN, TD, TG). Published <i>With international search report.</i> <i>Before the expiration of the time limit for amending the claims and to be republished in the event of the receipt of amendments.</i>

(54) Title: ETHER MUSCARINIC ANTAGONISTS**(57) Abstract**

1,4 Di-substituted piperidine muscarinic antagonists of formula (I) or an isomer, pharmaceutically acceptable salt, ester or solvate thereof, wherein X is a bond, -O-, -S-, -SO-, -SO₂-, -CO-, -C(OR⁷)₂-, -CH₂-O-, -O-CH₂-, -CH=CH-, -CH₂-, -CH(C₁-C₆ alkyl)-, -C(C₁-C₆ alkyl)₂-, -CONR¹⁷-, -NR¹⁷CO-, -O-C(O)NR¹⁷-, -NR¹⁷C(O)-O-, -SO₂NR¹⁷- or -NR¹⁷SO₂-; R is cycloalkyl, optionally substituted phenyl or optionally substituted pyridyl; R² is H, alkyl, optionally substituted cycloalkyl, cycloalkenyl, t-butoxycarbonyl or optionally substituted piperidiny; and the remaining variables are as defined in the specification, are disclosed. Compounds of formula (I) are useful for treating cognitive disorders such as Alzheimer's disease. Also disclosed are pharmaceutical compositions, methods of preparation and combinations of compounds of formula (I) with ACh'ase inhibitors.



5

10

15

ETHER MUSCARINIC ANTAGONISTS

20 BACKGROUND OF THE INVENTION

The present invention relates to 1,4-di-substituted piperidines, wherein the 4-position substituent is attached through an ether linkage, which compounds are useful in the treatment of cognitive disorders, pharmaceutical compositions containing the compounds, 25 methods of treatment using the compounds, and to the use of said compounds in combination with acetylcholinesterase inhibitors.

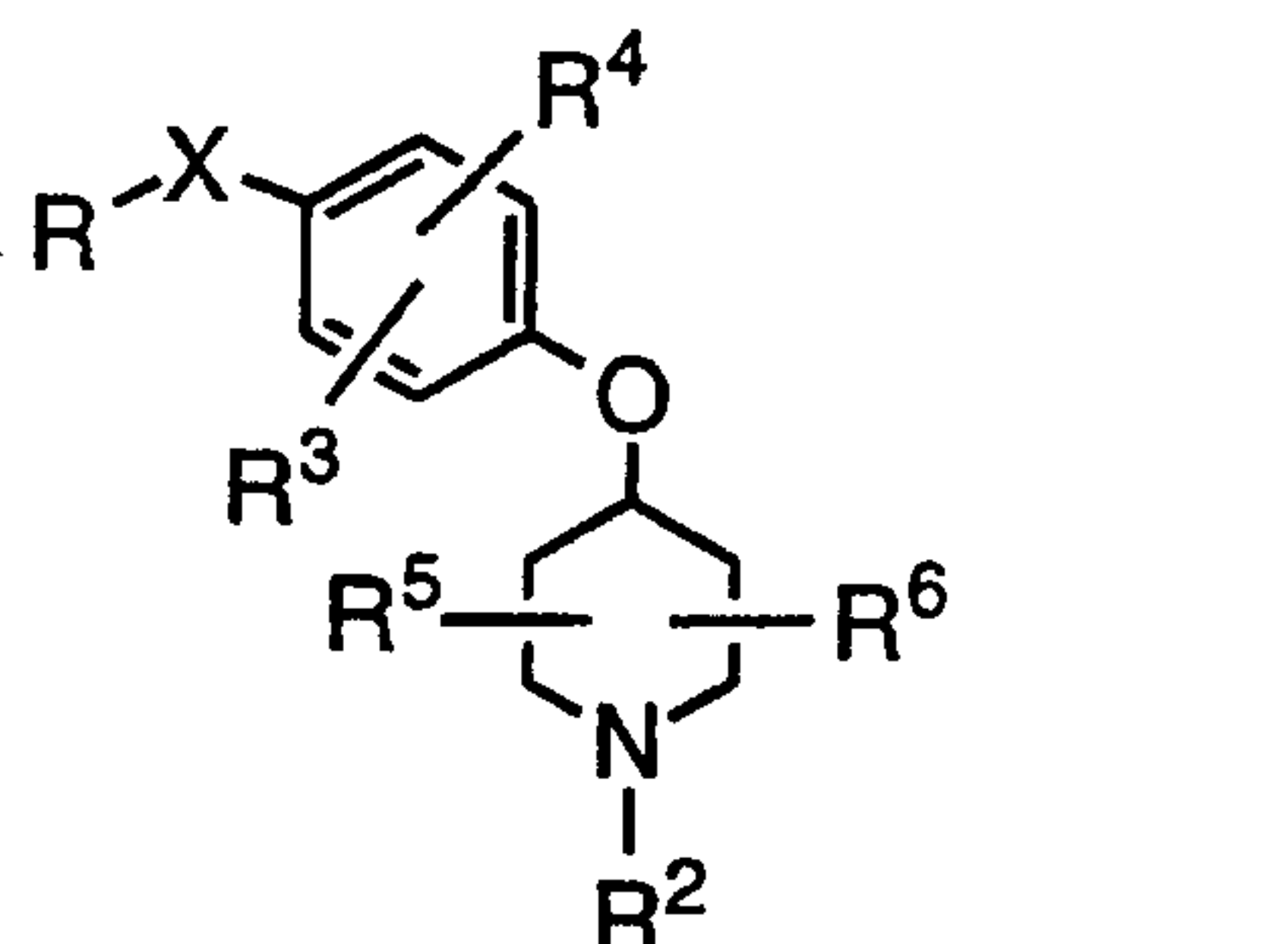
Alzheimer's disease and other cognitive disorders have received much attention lately, yet treatments for these diseases have not been very successful. According to Melchiorre et al. (J. Med. Chem. 30 (1993), 36, 3734-3737), compounds that selectively antagonize M2 muscarinic receptors, especially in relation to M1 muscarinic receptors, should possess activity against cognitive disorders. Baumgold et al. (Eur. J. of Pharmacol., 251, (1994) 315-317) disclose 3- α -chloroimperialine as a highly selective m2 muscarinic antagonist.

35 The present invention relates to a class of 1,4-di-substituted piperidines, some of which have m2 selectivity even higher than that of 3- α -chloroimperialine. Logemann et al (Brit. J. Pharmacol. (1961), 17, 286-296) describe certain di-N-substituted piperazines, but these are different from the inventive compounds of the present invention. Furthermore, the 40 compounds of Logemann et al. are not disclosed to have activity against cognitive disorders.

SUMMARY OF THE INVENTION

The present invention relates to compounds according to the 45 structural formula I,

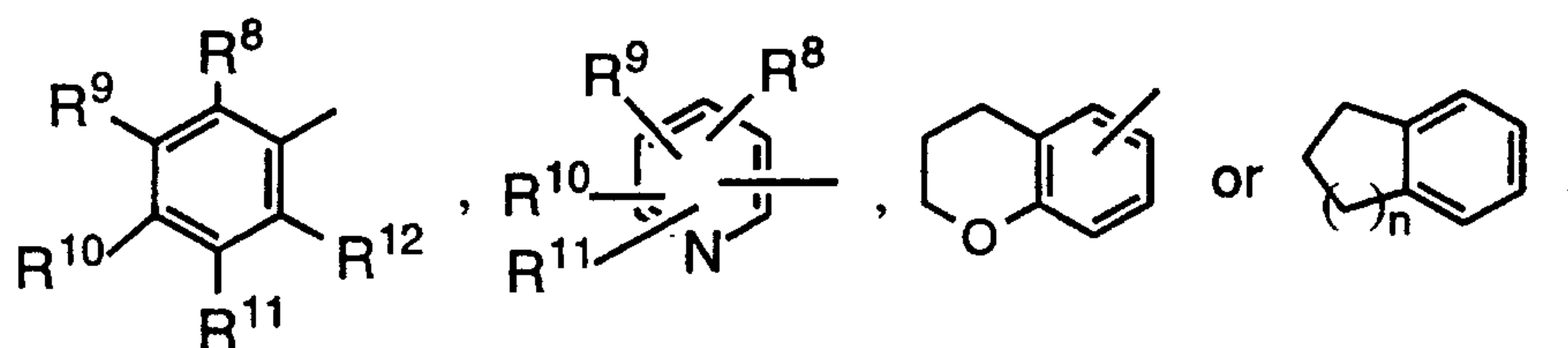
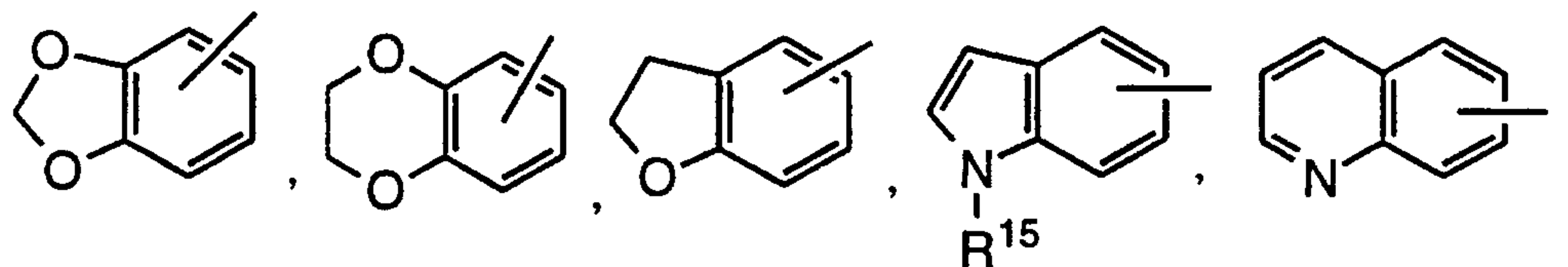
-2-



or an isomer, pharmaceutically acceptable salt, ester or solvate thereof, wherein

X is a bond, -O-, -S-, -SO-, -SO₂-, -CO-, -C(OR⁷)₂-, -CH₂-O-, -O-CH₂-, -CH=CH-, -CH₂-, -CH(C₁-C₆ alkyl)-, -C(C₁-C₆ alkyl)₂-, -CONR¹⁷-, -NR¹⁷CO-, -O-C(O)NR¹⁷-, -NR¹⁷C(O)-O-, -SO₂NR¹⁷- or -NR¹⁷SO₂-;

R is C₃-C₆ cycloalkyl,



n is 1, 2 or 3;

R² is H, C₂-C₇ alkyl, C₃-C₇ cycloalkyl, C₃-C₇ cycloalkyl substituted by 1 to 4 groups independently selected from R¹⁸, C₃-C₆ cycloalkenyl, t-

butoxycarbonyl or ;

R³ and R⁴ are independently selected from the group consisting of H, halo, -CF₃, C₁-C₆ alkyl, C₁-C₆ alkoxy and -OH;

R⁵ and R⁶ are independently selected from the group consisting of H, C₁-C₆ alkyl, -CF₃, C₁-C₆ alkoxy, -OH, C₁-C₆ alkylcarbonyl, C₁-C₆ alkoxy carbonyl, R¹³CONH-, (R¹³)₂NCO-, R¹³OCONH-, R¹³NHCONH- and NH₂CONR¹³-;

R⁷ is independently selected from the group consisting of C₁-C₆ alkyl; or the two R⁷ groups may be joined to form -(C(R¹⁴)₂)_p- wherein p is an integer from 2 to 4;

R⁸, R⁹, R¹⁰, R¹¹ and R¹² are independently selected from the group consisting of H, halo, C₁-C₆ alkyl, C₁-C₆ alkoxy, benzyloxy, benzyloxy

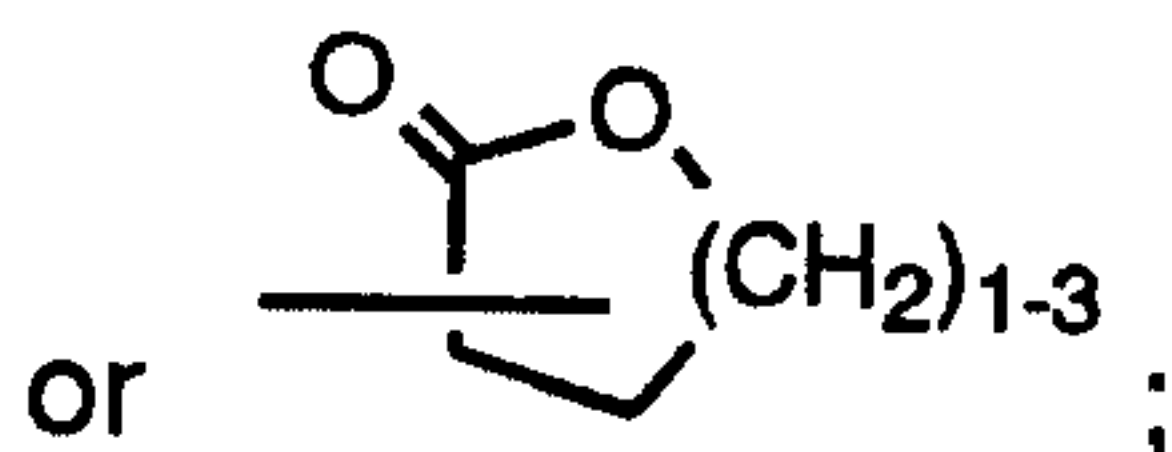
substituted by $-\text{NO}_2$ or $-\text{N}(\text{R}^{14})$, halo $\text{C}_1\text{-C}_6$ alkyl, polyhalo $\text{C}_1\text{-C}_6$ alkyl, $-\text{NO}_2$, $-\text{CN}$, $-\text{SO}_2$, $-\text{OH}$, $-\text{NH}_2$, $-\text{N}(\text{R}^{14})_2$, $-\text{CHO}$, polyhalo $\text{C}_1\text{-C}_6$ alkoxy, acyloxy, $(\text{C}_1\text{-C}_4 \text{ alkyl})_3\text{Si-}$, $(\text{C}_1\text{-C}_6 \text{ alkyl})\text{SO}_{0-2}$, arylsulfonyl, heteroaryl-sulfonyl, acyl, $(\text{C}_1\text{-C}_6 \text{ alkoxy})\text{CO-}$, $-\text{OCON}(\text{R}^{14})_2$, $-\text{NHCOO-}(\text{C}_1\text{-C}_6)\text{alkyl}$,
 5 $-\text{NHCO-}(\text{C}_1\text{-C}_6 \text{ alkyl})$, phenyl, hydroxy($\text{C}_1\text{-C}_6 \text{ alkyl}$) or morpholino;

R^{13} is independently selected from the group consisting of H, $\text{C}_1\text{-C}_6$ alkyl, $\text{C}_3\text{-C}_6$ cycloalkyl, $-(\text{C}_1\text{-C}_6 \text{ alkyl})\text{COOR}^{15}$, aryl, heteroaryl, $-(\text{C}_1\text{-C}_6 \text{ alkyl})\text{aryl}$, $-(\text{C}_1\text{-C}_6 \text{ alkyl})\text{heteroaryl}$ and adamantyl;

R^{14} is independently selected from the group consisting of H and
 10 $\text{C}_1\text{-C}_6$ alkyl;

R^{15} is independently selected from the group consisting of H, $\text{C}_1\text{-C}_{20}$ alkyl, $\text{C}_3\text{-C}_6$ cycloalkyl, aryl substituted by 1 to 3 groups independently selected from R^3 and heteroaryl substituted by 1 to 3 groups independently selected from R^3 ;

15 R^{16} is H, $\text{C}_1\text{-C}_6$ alkyl, $-\text{COR}^{20}$, $\text{C}_1\text{-C}_6$ alkoxy carbonyl, $-\text{CON}(\text{R}^{14})_2$, $-\text{CONH}(\text{R}^3\text{-aryl})$, $-\text{SO}_{1-2}\text{-R}^{15}$, $-\text{SO}_{1-2}\text{-(CH}_2)_m\text{-R}^{21}$, $-\text{SON}(\text{R}^{14})_2$, $-\text{COSR}^{14}$



R^{17} is H, $\text{C}_1\text{-C}_6$ alkyl, aryl or heteroaryl;

R^{18} is independently selected from the group consisting of halo, $-\text{CF}_3$, $\text{C}_1\text{-C}_6$ alkyl, $\text{C}_1\text{-C}_6$ alkoxy, $-\text{OH}$, $=\text{O}$, $-\text{CON}(\text{R}^{14})_2$ and $-\text{N}(\text{R}^{14})\text{COR}^{15}$;
 20

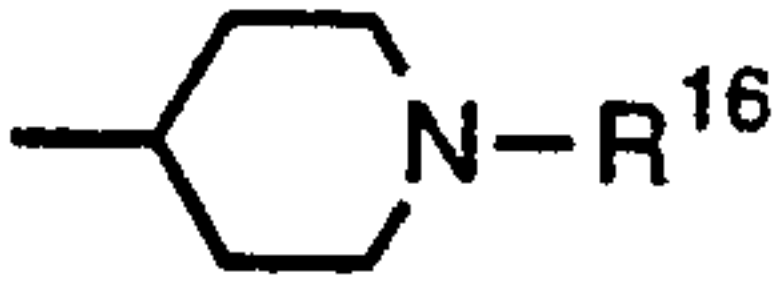
R^{19} is H, $-\text{OH}$, $\text{C}_1\text{-C}_{20}$ alkyl, $\text{C}_3\text{-C}_6$ cycloalkyl, aryl substituted by 1 to 3 groups independently selected from R^3 or heteroaryl substituted by 1 to 3 groups independently selected from R^3 ;

R^{20} is H, $\text{C}_1\text{-C}_{20}$ alkyl, $\text{C}_1\text{-C}_6$ alkoxy($\text{C}_1\text{-C}_6$)alkyl, $\text{C}_3\text{-C}_6$ cycloalkyl, $\text{C}_1\text{-C}_6$ alkoxy($\text{C}_1\text{-C}_6$)alkyl, $\text{C}_3\text{-C}_6$ cycloalkyl, aryl, aryl($\text{C}_1\text{-C}_6$ alkyl)-, aryloxy, aryloxy($\text{C}_1\text{-C}_6$ alkyl)-, tetrahydrofuranyl or heteroaryl, wherein the aryl or heteroaryl group is substituted by 1 to 3 groups independently selected from R^3 ;
 25

m is 0 to 3; and

R^{21} is $\text{C}_7\text{-C}_{10}$ bridged cycloalkyl or $\text{C}_7\text{-C}_{10}$ bridged cycloalkyl
 30 wherein the cycloalkyl portion is substituted by 1 or 2 substituents selected from the group consisting of $\text{C}_1\text{-C}_6$ alkyl or $=\text{O}$.

Preferred compounds of formula I are those wherein X is $-\text{S-}$, $-\text{SO-}$, $-\text{SO}_2\text{-}$ or $-\text{CH}_2\text{-}$, with $-\text{SO}_2\text{-}$ and $-\text{CH}_2\text{-}$ being more preferred. Also preferred are compounds of formula I wherein R is R^8 , R^9 , R^{10} , R^{11} , R^{12} ,
 35 substituted phenyl, preferably alkoxyphenyl, or 3,4-methylenedioxyphenyl, with 3,4-methylenedioxyphenyl being more preferred. R^3 and R^4 are

preferably each hydrogen. R^2 is preferably cycloalkyl or , wherein R^{16} is preferably $-\text{COR}^{20}$, $\text{C}_1\text{-C}_6$ alkoxy carbonyl or $-\text{SO}_2\text{R}^{21}$, especially $-\text{COR}^{20}$ wherein R^{20} is R^3 -substituted aryl. When R^{20} is R^3 -substituted aryl, it is preferably R^3 -substituted phenyl, especially 2-substituted phenyl wherein the substituent is methyl or halo. R^5 and R^6 are preferably independently hydrogen and $-\text{CH}_3$.

Another aspect of the invention is a pharmaceutical composition comprising a compound having structural formula I in combination with a pharmaceutically acceptable carrier.

Another aspect of the invention is the use of a compound of formula I for the preparation of a pharmaceutical composition useful in the treatment of cognitive disorders and neurodegenerative diseases such as Alzheimer's disease.

Another aspect of this invention is a method for treating a cognitive or neurodegenerative disease comprising administering to a patient suffering from said disease an effective amount of a compound of formula I.

Another aspect of this invention is a method for treating cognitive and neurodegenerative diseases, such as Alzheimer's disease with a compound of formula I in combination with an acetylcholinesterase inhibitor.

Another aspect of this invention is a method for treating a cognitive or neurodegenerative disease comprising administering to a patient suffering from said disease an effective amount of a combination of a compound of formula I as defined above, including stereoisomers, pharmaceutically acceptable salts, esters and solvates thereof, said compound being capable of enhancing acetylcholine (ACh) release (preferably an m_2 or m_4 selective muscarinic antagonist) with an acetylcholinesterase (ACh'ase) inhibitor.

Another aspect of this invention is a kit comprising in separate containers in a single package pharmaceutical compounds for use in combination to treat cognitive disorders in one container a compound of formula I capable of enhancing acetylcholine release (preferably an m_2 or m_4 selective muscarinic antagonist) in a pharmaceutically acceptable carrier and in a second container an acetylcholinesterase inhibitor in a pharmaceutically acceptable carrier, the combined quantities being an effective amount.

DETAILED DESCRIPTION

Except where stated otherwise, the following definitions apply throughout the specification and claims. These definitions apply whether a term is used by itself or in combination with other terms.

5 Alkenyl represents a straight or branched hydrocarbon chain of 2 to 6 carbon atoms having at least one carbon-to-carbon double bond.

 Cycloalkyl represents a saturated carbocyclic ring having 3 to 6 carbon atoms. Bridged cycloalkyl represents a C₇-C₁₁ saturated carbocyclic ring comprised of a C₃-C₆ cycloalkyl ring and a C₁-C₆ alkylene chain joined at each end to non-adjacent carbon atoms of the ring; when substituted, the cycloalkyl ring can have 1 to 2 substituents selected from the group consisting of C₁-C₆ alkyl and =O. Examples of optionally substituted bridged cycloalkyl groups are 7,7-dimethyl-5-oxo-bicyclo[2.2.1]hept-4(R)-yl (which, when the group R¹⁶ is -SO₂-(CH₂)_m-R²¹ and m is 1, forms a camphorsulfonyl group), adamantyl, mrytanyl, noradamantyl, norbornyl, bicyclo[2.2.1]heptyl, 6,6-dimethylbicyclo[3.1.1]-heptyl, bicyclo[3.2.1]octyl and bicyclo[2.2.2]octyl.

 Cycloalkenyl represents a carbocyclic ring having from 3 to 6 carbon atoms and at least one carbon-to-carbon double bond in the ring.

20 Halo represents fluoro, chloro, bromo or iodo.

 Aryl represents optionally substituted phenyl or optionally substituted naphthyl, wherein the substituents are 1 to 3 groups as defined in R⁸.

25 Heteroaryl represents optionally substituted heteroaryl groups, wherein the substituents are 1 to 3 groups as defined in R⁸, and the heteroaryl group is pyridinyl, pyrimidinyl, pyrazinyl, pyridazinyl, thiophenyl, furanyl or pyrrolyl.

 Polyhalo represent substitution of at least 2 halo atoms to the group modified by the term "polyhalo".

30 Sulfonyl represents a group of the formula -SO₂-.

 Sulfinyl represents a group of the formula -SO-.

 When a variable appears more than once in the structural formula, for example R⁷ when X is -C(OR⁷)₂-, the identity of each variable appearing more than once may be independently selected from the definition for that variable.

35 Variables R⁵ and R⁶ can be attached independently to substitutable carbon atoms in the piperidinyl ring, or both variables can be attached to the same ring carbon atom. Similarly, when R² is R¹⁸.

substituted cycloalkyl and R^{18} is alkyl, two substituents or one =O group may be attached to any of the methylene ring members.

In the definition of R^{20} , any of the substituents having an aryl or heteroaryl portion can be substituted by 1 to 3 R^3 groups on
 5 substitutable ring carbon atoms of said aryl or heteroaryl groups.

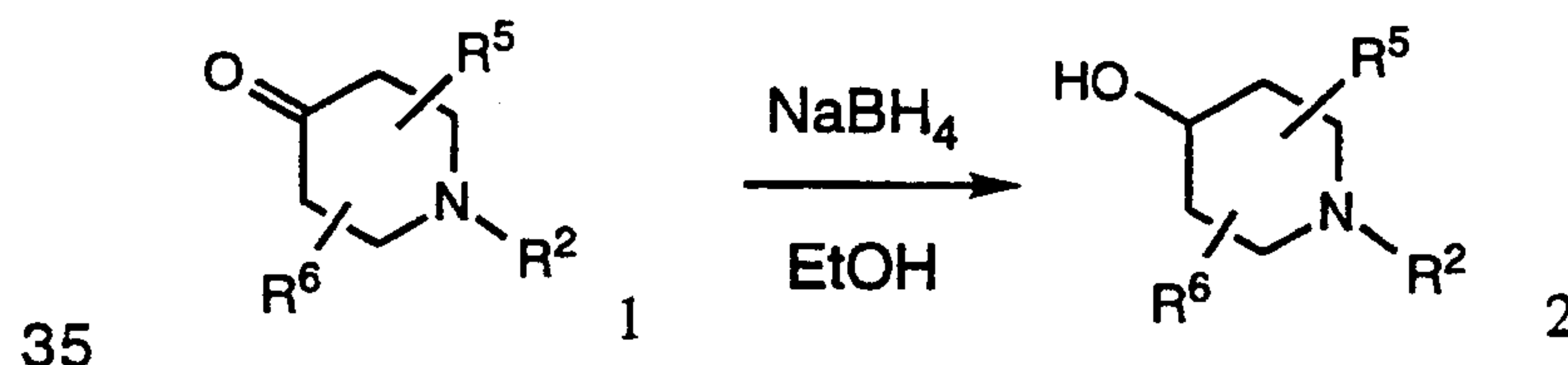
Compounds of this invention may exist in at least two stereo configurations on the carbon to which R^5 and/or R^6 are attached, except when R^5 and R^6 are attached to the same carbon and are identical. Further stereoisomerism is present when X is SO, or $C(OR^7)_2$ (when the
 10 two R^7 groups are not the same). Also within formula I there are numerous other possibilities for stereoisomerism. All possible stereoisomers of formula I are within the scope of the invention.

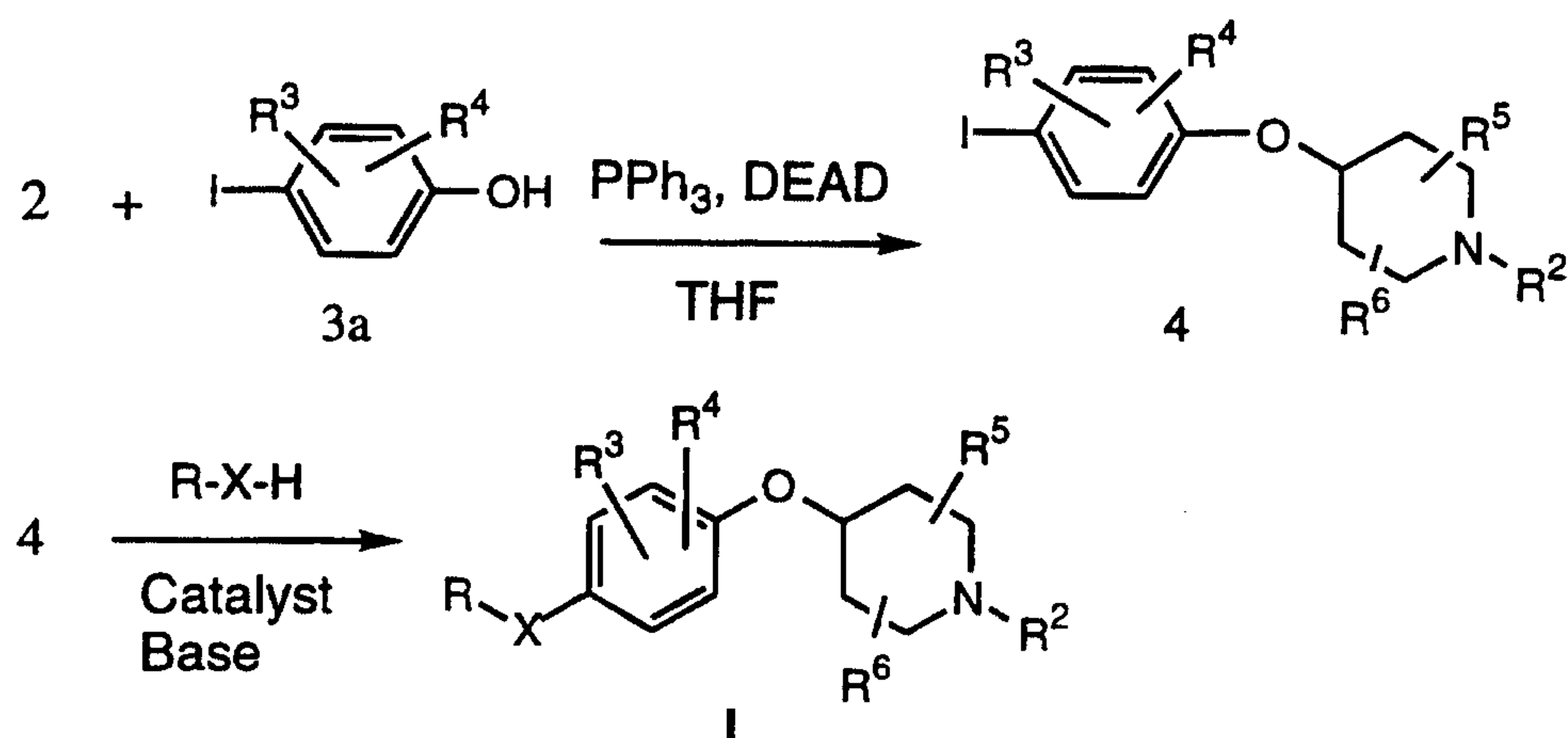
Compound of formula I can exist in unsolvated as well as solvated forms, including hydrated forms. In general, the solvated forms,
 15 with pharmaceutically acceptable solvents such as water, ethanol and the like, are equivalent to the unsolvated forms for purposes of this invention.

A compound of formula I may form pharmaceutically acceptable salts with organic and inorganic acids. Examples of suitable acids for salt formation are hydrochloric, sulfuric, phosphoric, acetic, citric,
 20 malonic, salicylic, malic, fumaric, succinic, ascorbic, maleic, methane-sulfonic and other mineral and carboxylic acids well known to those skilled in the art. The salts are prepared by contacting the free base forms with a sufficient amount of the desired acid to produce a salt in the conventional manner. The free base forms may be regenerated by
 25 treating the salt with a suitable dilute aqueous base solution such as dilute aqueous sodium hydroxide, potassium carbonate, ammonia or sodium bicarbonate. The free base forms differ from their respective salt forms somewhat in certain physical properties, such as solubility in polar solvents, but the salts are otherwise equivalent to their respective free
 30 base forms for purposes of the invention.

Compounds of formula I are prepared by processes known to those skilled in the art as exemplified by the following reaction procedures:

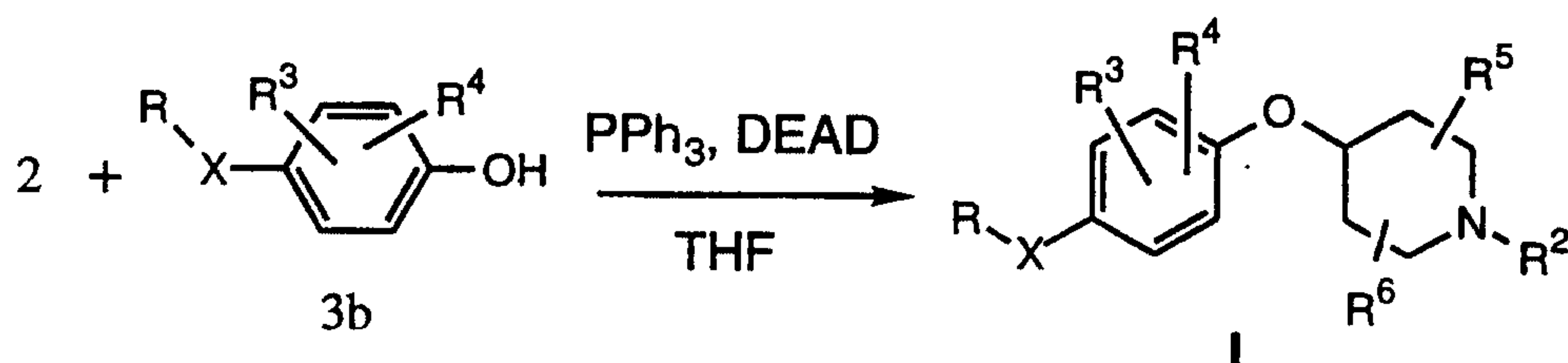
METHOD A:





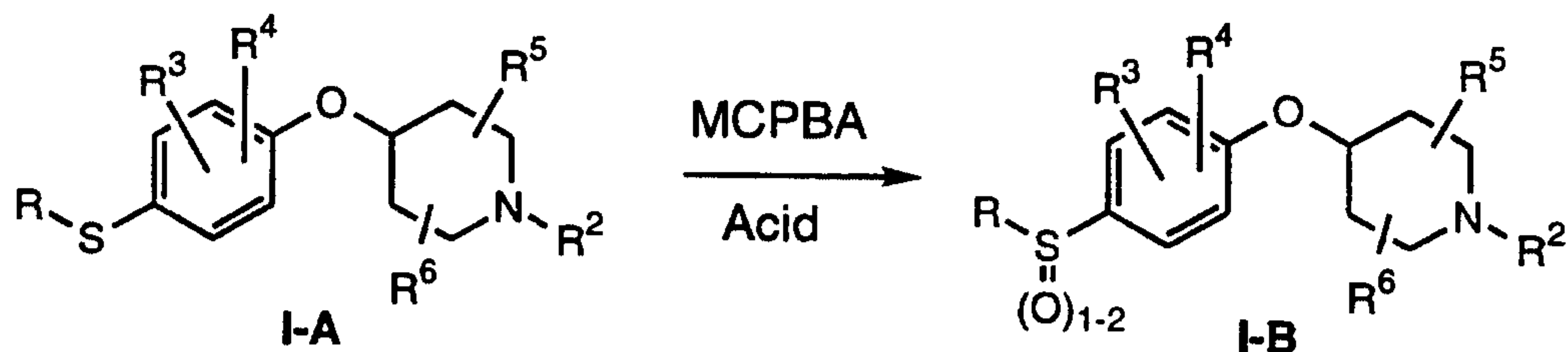
A substituted 4-piperidinone 1 is reduced with NaBH_4 and the resulting 4-piperidinol 2 is reacted with a 4-iodophenol derivative, 3a, in the presence of an activator such as diethyl azodicarboxylate (DEAD) and a phosphine such as triphenylphosphine (PPh_3), to give a phenyl ether 4. The phenyl ether is reacted with a compound R-X-H , wherein R and X are as defined above, in the presence of a catalyst such as copper iodide to give a compound of formula I.

Alternatively, the following procedure can be used:

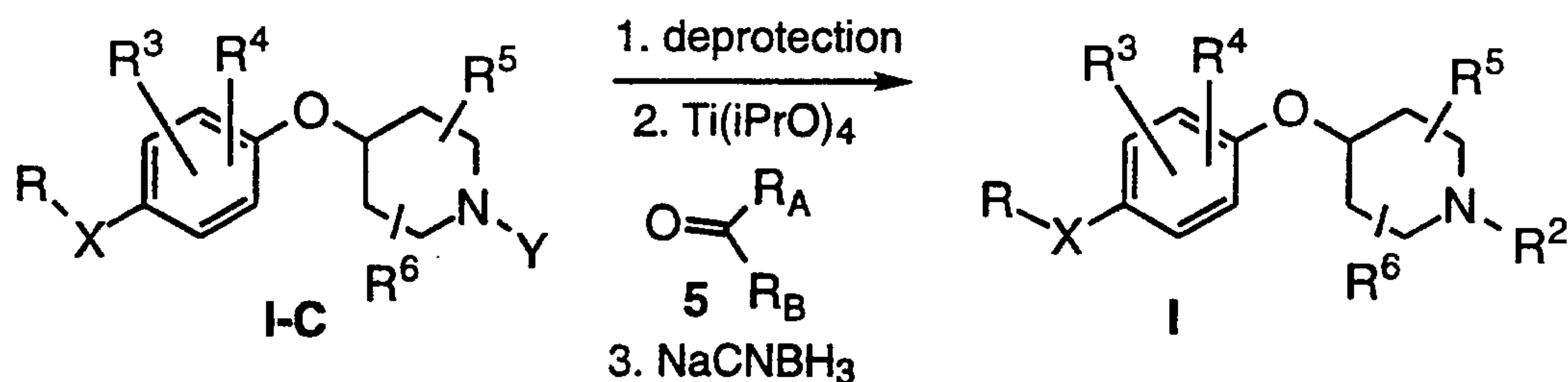


A compound of formula 2 is reacted with a phenol, 3b, in the presence of an activator such as DEAD and a phosphine PPh_3 to give a compound of formula I. This alternate route is preferred when X is not S, O, or N.

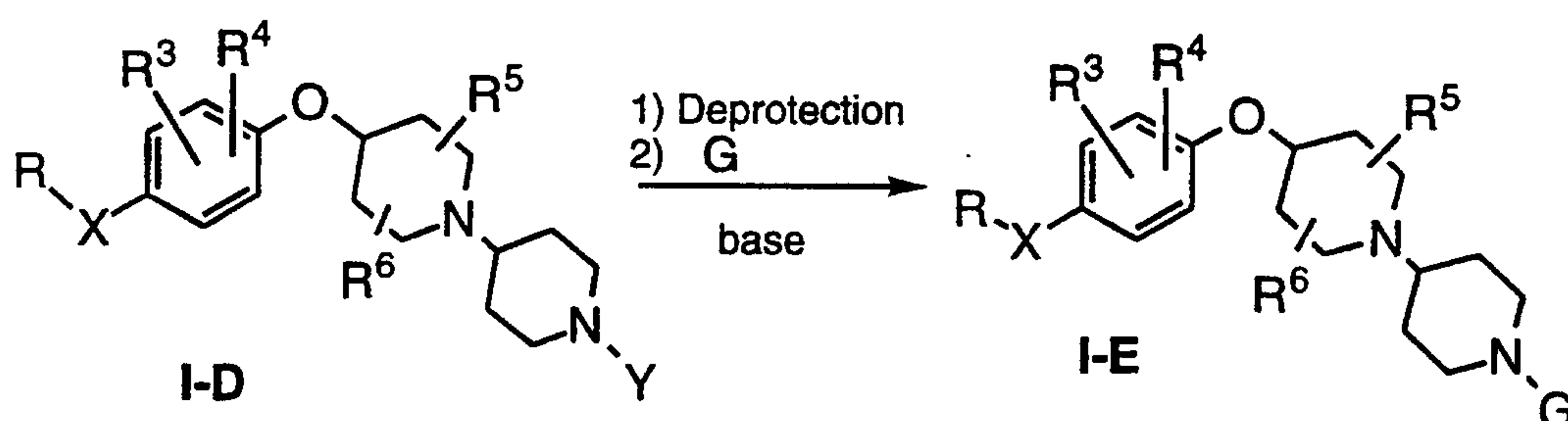
METHOD B:



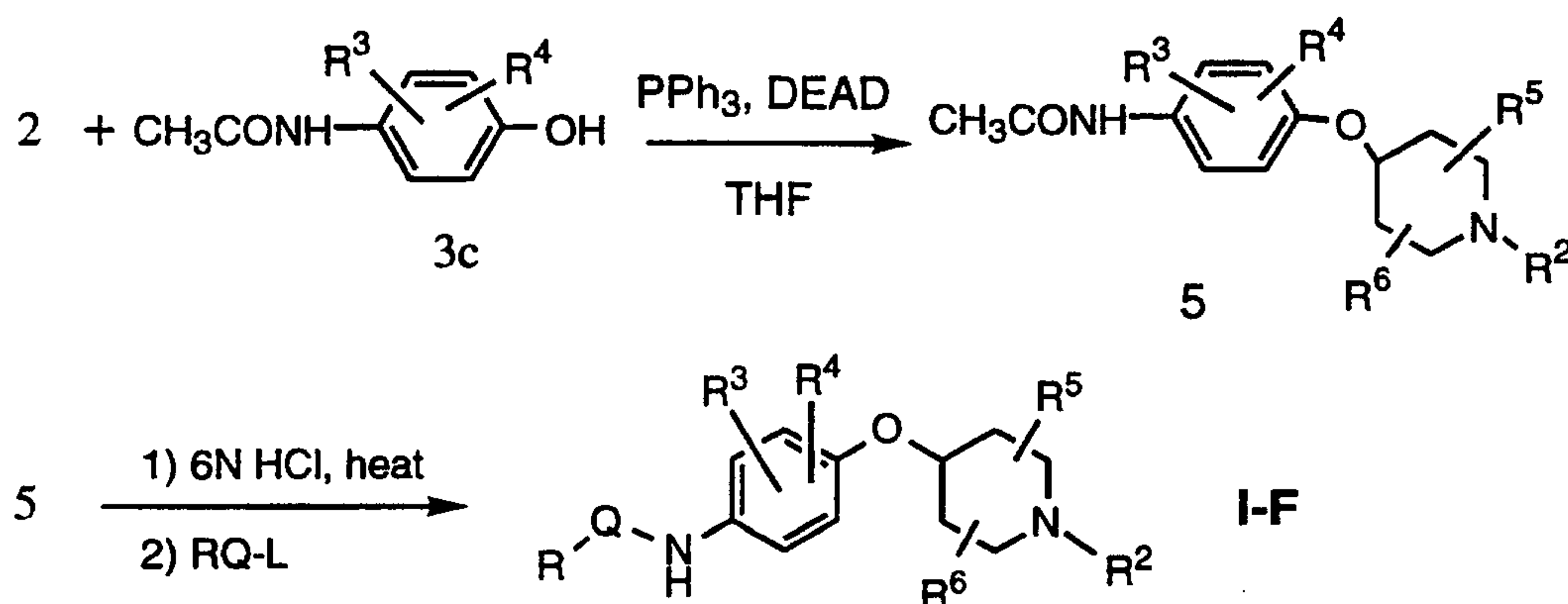
Compounds of formula I-A, wherein X is S, can be converted to compounds of formula I-B, wherein X is S(O)_{1-2} , by treatment with an oxidant such as m-chloroperoxybenzoic acid (MCPBA) in the presence of an organic acid such as methanesulfonic acid.

METHOD C:

Compounds of formula I-C (prepared by Method A and/or B), wherein Y is a suitable nitrogen protecting group, can be transformed into compounds of formula I by removal of the protecting group under standard conditions, followed by reacting the resulting piperidine with a ketone 5, where R_A and R_B together with the attached carbon form R_2 . The reaction is preferably carried out in the presence of a Lewis acid such as titanium tetrakisopropoxide. The resulting iminium ion is treated with a reducing agent such as NaCNBH_3 to give a compound of formula I.

METHOD D:

Compounds of the formula I-D, wherein Y is a protecting group, are prepared according to methods A, B, and/or C. Compounds of formula I-D are converted to compounds of formula I-E by deprotection under standard conditions, followed by treatment with a reagent G, wherein G is $\text{R}^{16\text{a}}\text{L}$, wherein $\text{R}^{16\text{a}}$ is as defined above for R^{16} , except it is not H, and L is a leaving group such as Cl or Br; or G is $\text{R}^{15\text{a}}\text{NCO}$, wherein $\text{R}^{15\text{a}}$ is as defined above for R^{15} , except it is not H.

METHOD E:

Compounds of formula I-F, wherein Q is -CO- or -SO₂-, are prepared by first preparing a compound of formula 5 using the procedures described in steps 1 and 2 of method A. The compound of formula 5 is then hydrolyzed to an aniline with strong acid such as 6N HCl. The
5 aniline derivative is acylated or sulfonated with an activated reagent (RCO)₂O or RQ-L, where R is as previously defined, Q is as defined above, and L is a leaving group such as halogen or imidazolyl. Examples of activated reagents include RCO-halogen, RCOOCOCH₃, ROCO-halogen and RSQ₂-halogen.

10 As indicated, in the above processes it is sometimes desirable and/or necessary to protect certain groups during the reactions. Conventional protecting groups, familiar to those skilled in the art, are operable.

The above reactions may be followed if necessary or desired
15 by one or more of the following steps; (a) removing any protective groups from the compound so produced; (b) converting the compound so-produced to a pharmaceutically acceptable salt, ester and/or solvate; (c) converting a compound in accordance with formula I so produced to another compound in accordance with formula I, and (d) isolating a
20 compound of formula I, including separating stereoisomers of formula I.

Based on the foregoing reaction sequence, those skilled in the art will be able to select starting materials needed to produce any compound in accordance with formula I.

The compounds of formula I exhibit selective m₂ and/or m₄
25 muscarinic antagonizing activity, which has been correlated with pharmaceutical activity for treating cognitive disorders such as Alzheimers disease and senile dementia.

The compounds of formula I display pharmacological activity in test procedures designated to indicate m₁, m₂ and m₄ muscarinic
30 antagonist activity. The compounds are non-toxic at pharmaceutically therapeutic doses.

For preparing pharmaceutical compositions from the compounds of formula I capable of enhancing ACh release, and ACh'ase inhibitors, pharmaceutically acceptable inert carriers are admixed with the
35 active compounds. The pharmaceutically acceptable carriers may be either solid or liquid. Solid form preparations include powders, tablets, dispersible granules, capsules, cachets and suppositories. A solid carrier can be one or more substances which may also act as dilutents, flavoring

agents, solubilizers, lubricants, suspending agents, binders or tablet disintegrating agents; it may also be an encapsulating material.

Liquid form preparations include solutions, suspensions and emulsions. As an example may be mentioned water or water-propylene glycol solutions for parenteral injection.

Also included are solid form preparations which are intended to be converted, shortly before use, to liquid form preparations for either oral or parenteral administration. Such liquid forms include solutions, suspensions and emulsions. These particular solid form preparations are most conveniently provided in unit dose form and as such are used to provide a single liquid dosage unit.

The invention also contemplates alternative delivery systems including, but not necessarily limited to, transdermal delivery. The transdermal compositions can take the form of creams, lotions and/or emulsions and can be included in a transdermal patch of the matrix or reservoir type as are conventional in the art for this purpose.

Preferably, the pharmaceutical preparation is in unit dosage form. In such form, the preparation is subdivided into unit doses containing appropriate quantities of the active components. The unit dosage form can be a packaged preparation, the package containing discrete quantities of preparation such as packeted tablets, capsules and powders in vials or ampules. The unit dosage form can also be a capsule, cachet or tablet itself, or it may be the appropriate number of any of these in a packaged form.

The quantity of active compound in a unit dose preparation may be varied or adjusted from 1 mg to 100 mg according to the particular application and the potency of the active ingredient and the intended treatment. This would correspond to a dose of about 0.001 to about 20 mg/kg which may be divided over 1 to 3 administrations per day. The composition may, if desired, also contain other therapeutic agents.

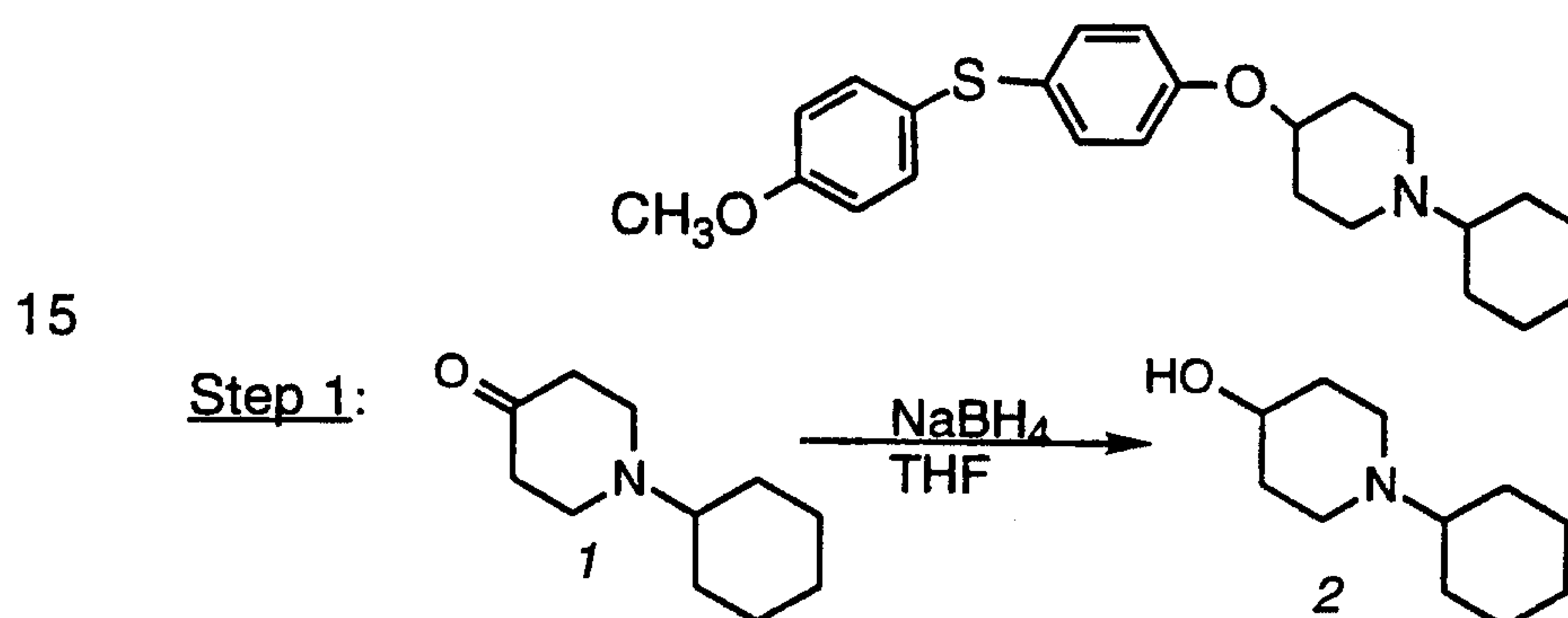
The dosages may be varied depending on the requirement of the patient, the severity of the condition being treating and the particular compound being employed. Determination of the proper dosage for a particular situation is within the skill of those in the medical art. For convenience, the total daily dosage may be divided and administered in portions throughout the day or by means providing continuous delivery.

When a compound of formula I capable of enhancing ACh release is used in combination with an ACh'ase inhibitor to treat cognitive

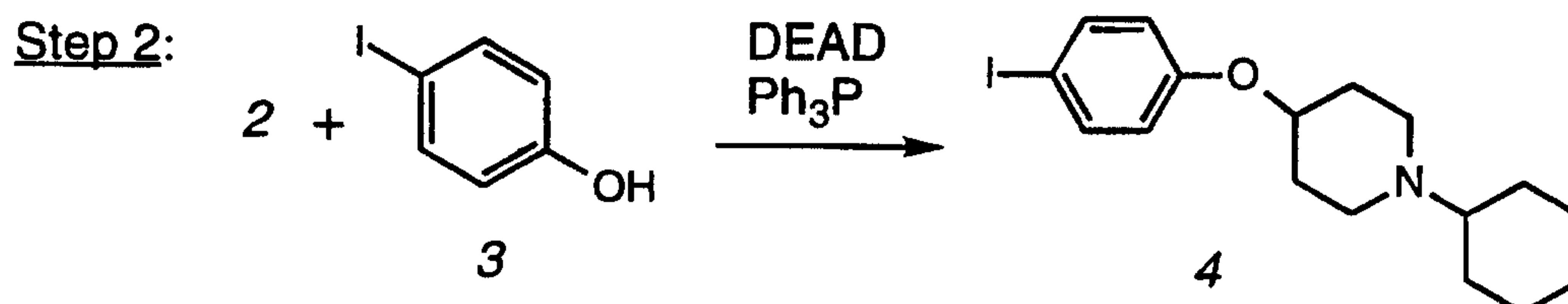
disorders, these two active components may be co-administered simultaneously or sequentially, or a single pharmaceutical composition comprising a compound of formula I capable of enhancing ACh release and an ACh'ase inhibitor in a pharmaceutically acceptable carrier can be administered. The components of the combination can be administered individually or together in any conventional oral or parenteral dosage form such as capsule, tablet, powder, cachet, suspension, solution, suppository, nasal spray, etc. The dosage of the ACh'ase inhibitor may range from 0.001 to 100 mg/kg body weight.

The invention disclosed herein is exemplified by the following preparations and examples which should not be construed to limit the scope of the disclosure. Alternative mechanistic pathways and analogous structures may be apparent to those skilled in the art.

Example 1



Add NaBH₄ (1.2 g) portion-wise to an ice-cold solution of N-cyclohexylpiperidine-4-one (1) (10.5 g) in ethanol (EtOH) (200 mL). After the addition is complete, remove the cooling bath and stir the mixture for 24 h at room temperature. Remove the solvent and partition the residue between water and ethyl acetate (EtOAc) (125 mL each). Dry the organic layer over MgSO₄ and evaporate to give 9.0 g of the crude product 2 which is used directly in the next step.

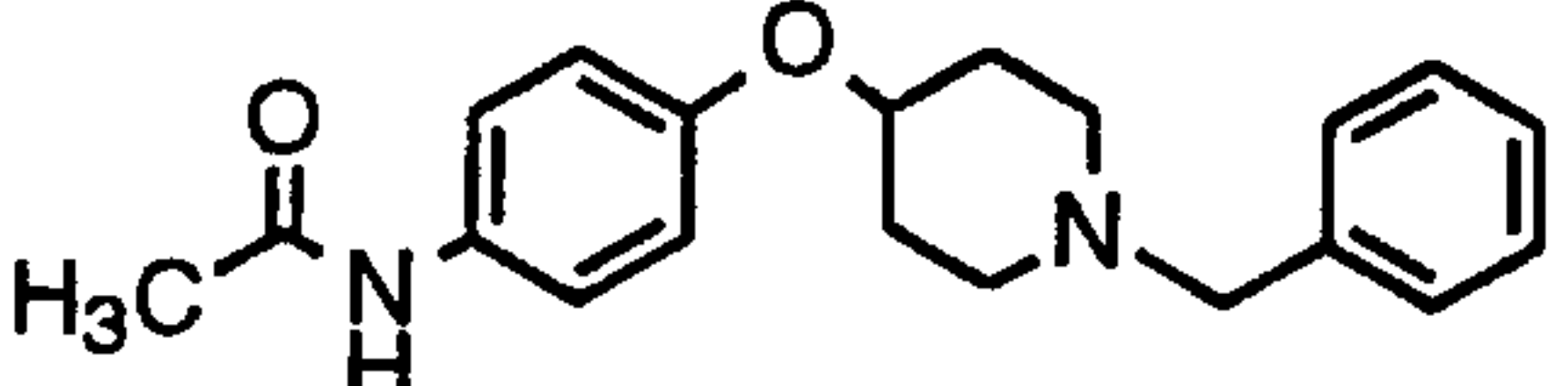
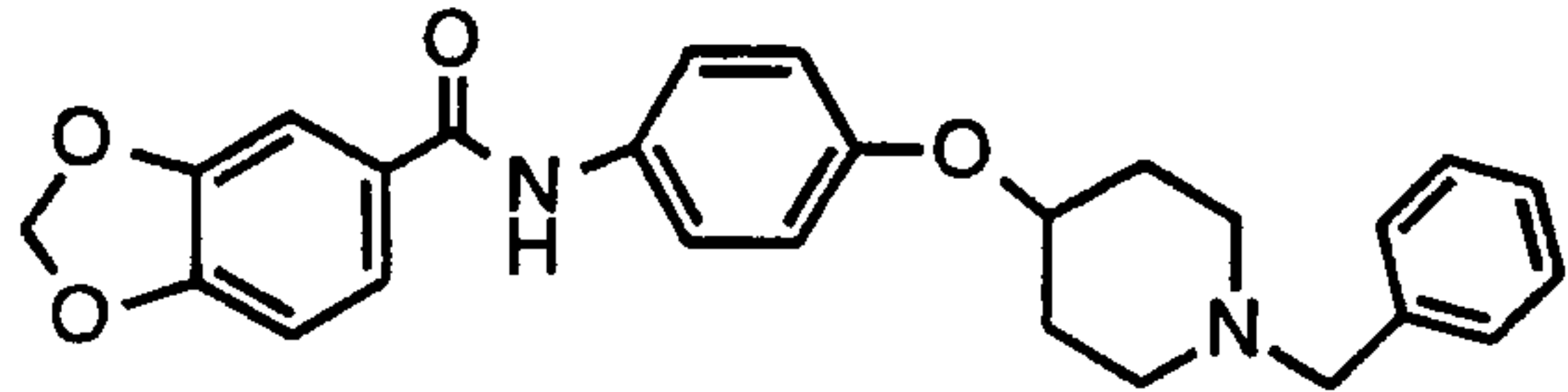
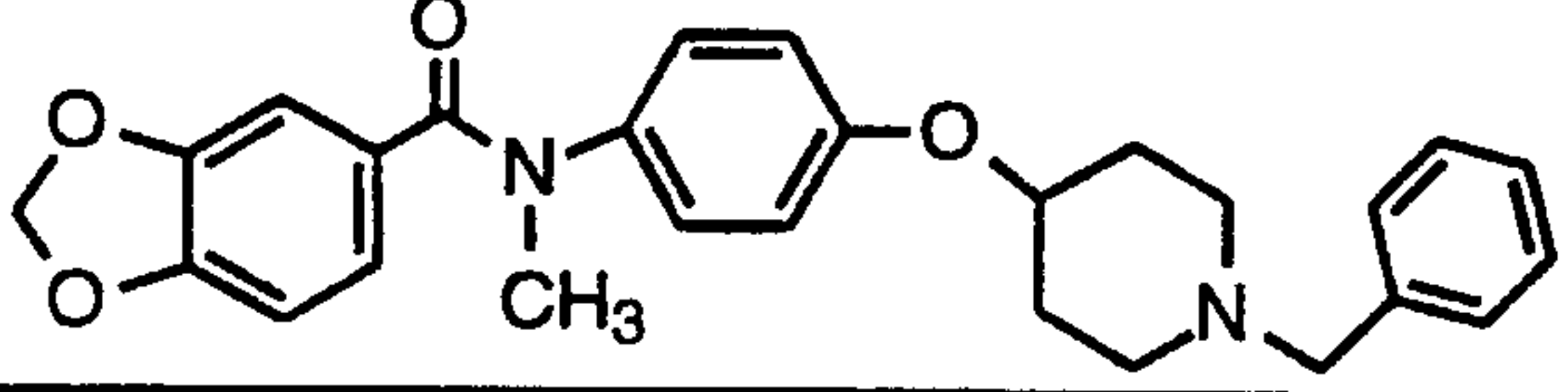
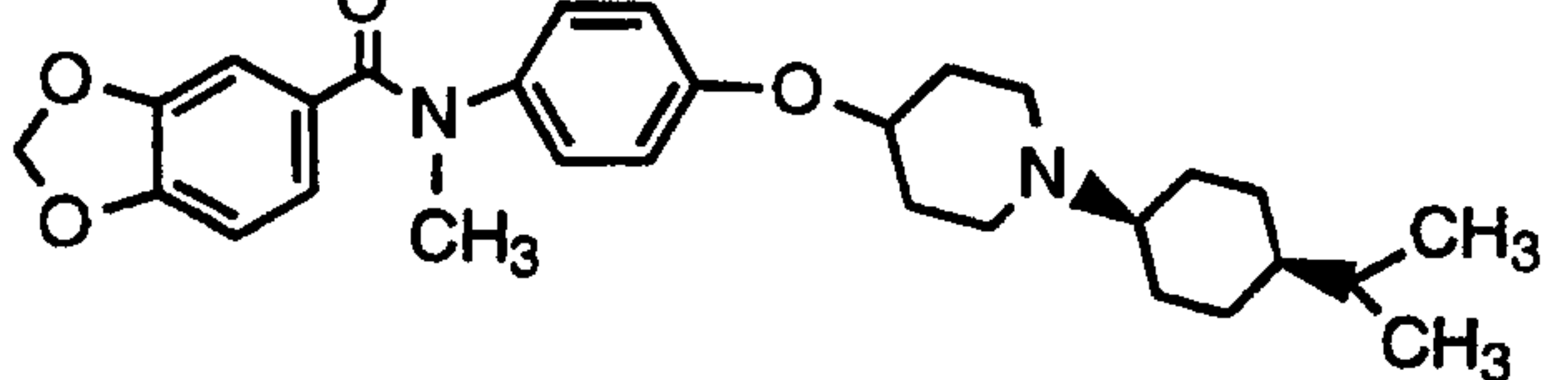


To a solution of 2 in THF (150 mL), add 4-iodophenol (3) (11.08 g) followed by PPh₃ (13.1 g). Chill the mixture in an ice bath and slowly, with stirring, add a solution of diethylazodicarboxylate (8.75 g) in THF (10 mL). Stir the resulting mixture overnight while allowing to warm to room temperature. Evaporate the mixture to dryness and take the residue up in

EtOAc (250 mL). Wash the EtOAc with 1N HCl (150 mL), dry over MgSO_4 and evaporate. Chromatograph the residue on 450 g flash-grade silica gel, eluting with EtOAc followed by CH_2Cl_2 :EtOH:aqueous NH_3 (100:3:1) to give 1.5 g of product 4.

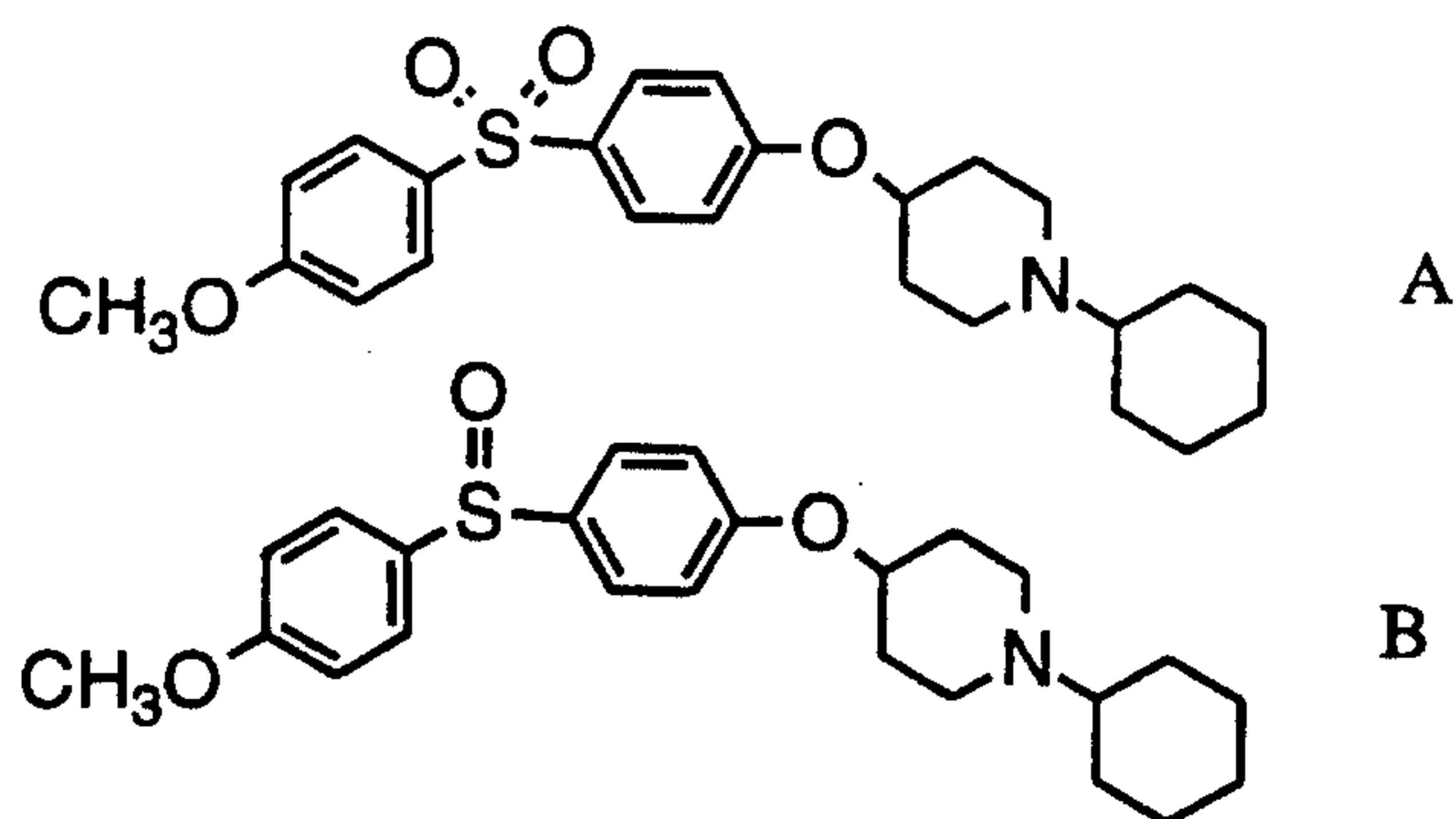
- 5 **Step 3:** Heat a solution of 4 (0.58 g), 4-methoxybenzenethiol (0.42 g), CuI (47.6 mg), and K_2CO_3 (1.0 g) in DMPU (9 mL) under N_2 in an oil-bath at 140 - 145°C for 4.5 h. After cooling to room temperature, pour the mixture into ice water (700 mL) and filter. Dissolve the wet solid in EtOAc (70 mL), dry over MgSO_4 and evaporate. Purify the resulting material over 25 g of flash grade silica gel, eluting with EtOAc to give 0.45 grams of oily product.
- 10 Convert to its hydrochloride to give a solid, $\text{mp} = 223$ - 224°C .

In a similar manner, using appropriate starting materials, the following compounds are prepared:

1A		$\text{Mp} = 138$ - 139°C
1B		HRMS calc'd: 431.1971 found: 431.1965
1C*		HRMS calc'd: 445.2127 found: 445.2129
1D**		HRMS calc'd: 479.2910 found: 479.2904

- * 1C was prepared by adding NaH (0.005 g) to a solution of 1B (0.05 g) at ambient temperature and stirring for 20 min. CH_3I (0.017 g) was added and the reaction mixture was stirred for 2 h. The reaction mixture was diluted with water and extracted with EtOAc. The EtOAc layer was separated and concentrated, and the crude material was purified by silica gel prep. TLC, eluting with acetone/ CH_2Cl_2 (1/4) to obtain 1C (0.027 g).
- 15

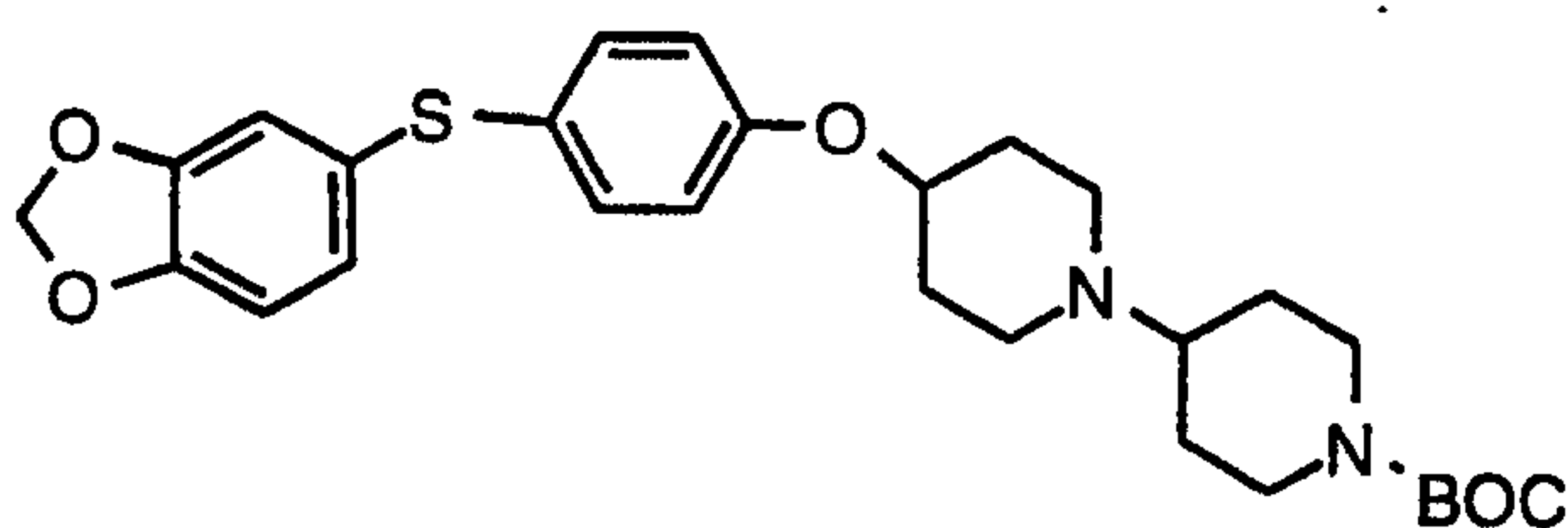
- 20 ** 1D is prepared from 1C by debenzylation, followed by reductive amination with the cyclohexanone derivative.

**Example 2**

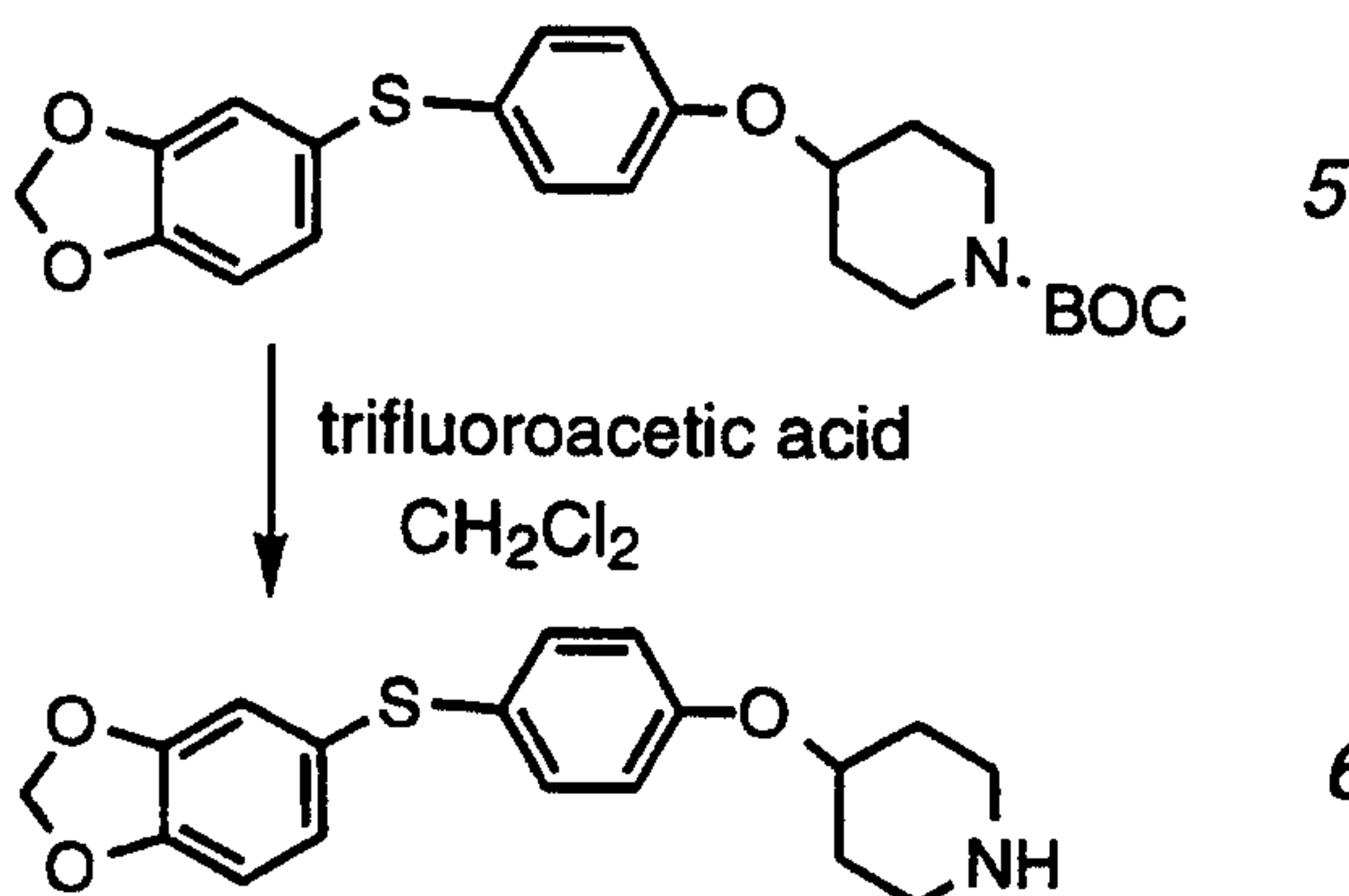
Treat the product of Example 1 (200 mg) in acetic acid (6 mL) with $\text{NaBO}_3 \cdot 4 \text{H}_2\text{O}$ (155 mg) and stir the resulting mixture overnight at room temperature. Dilute the mixture with water and basify with K_2CO_3 . Extract the solution with CH_2Cl_2 (2 x 30 mL). Dry the combined organic layers over MgSO_4 and evaporate to give 200 mg of an oily residue which is predominantly sulfoxone A, with a lesser amount of sulfoxide B. (Using 82 mg of $\text{NaBO}_3 \cdot 4 \text{H}_2\text{O}$ results in the sulfoxide B predominating.) Separate the sulfoxide and sulfone by chromatography over flash grade silica gel, eluting with $\text{CH}_2\text{Cl}_2:\text{EtOH}:\text{aqueous NH}_3$ (100:3:1) to give:

A: mp= 250-252°C (HCl salt); and

B: gummy solid.

Example 3

Step 1:



15

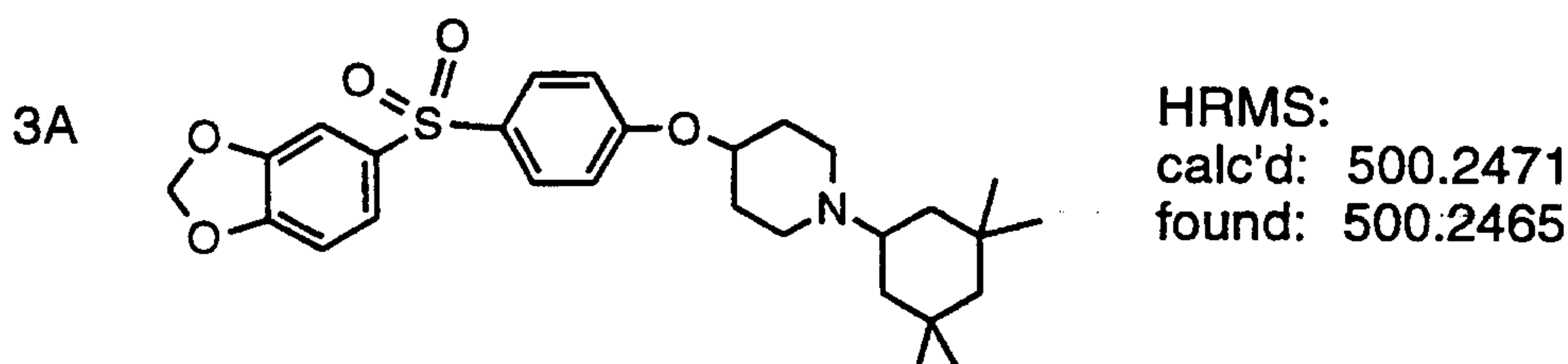
Treat a solution of compound 5, prepared via method A, in CH_2Cl_2 (15 mL) with trifluoroacetic acid (3 mL) and stir the resulting mixture 30 min. at room temperature. After evaporating to dryness, add the residue to 1N NaOH and extract with CH_2Cl_2 . After drying over Na_2SO_4 , evaporate the solvent to give 1.0 grams of compound 6.

20

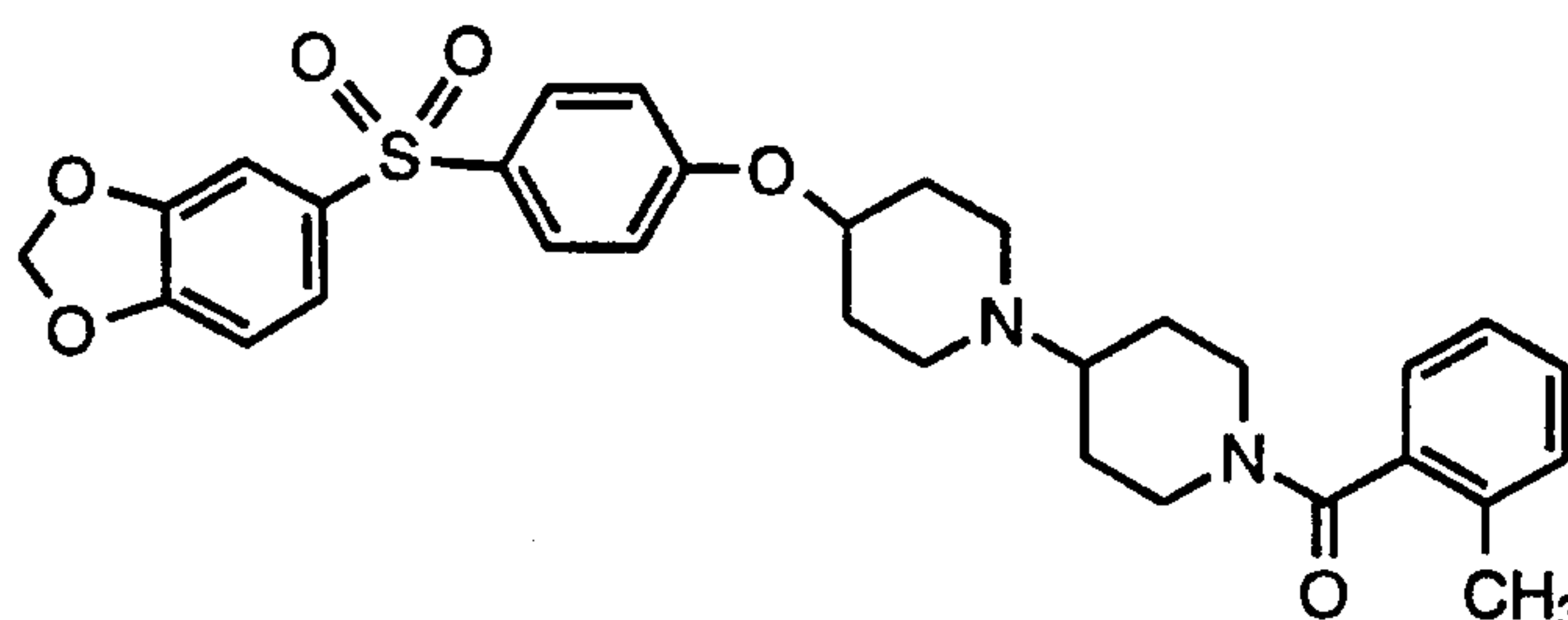
Step 2: To a mixture of the product of Step 1 and N-BOC-4-piperidinone in CH₂Cl₂ (10 mL), add titanium tetraisopropoxide (3.4 mL) and stir the mixture overnight at room temperature. To this mixture, add NaCNBH₃ (0.74 g) in CH₃OH (4 mL) and stir the reaction under N₂ for 5 h. Quench the reaction by adding a mixture of 1N NaOH (50 mL) and EtOAc (100 mL) and stir for 1 h. Filter the reaction and extract the filtrate with EtOAc. After drying over NaHCO₃, remove the solvent and purify the residue by chromatography to give 1.32 g of the title compound.

HRMS: calc'd: 500.2471; found: 500.2465.

In a similar manner, using appropriate starting materials, the following compound is prepared:



Example 4



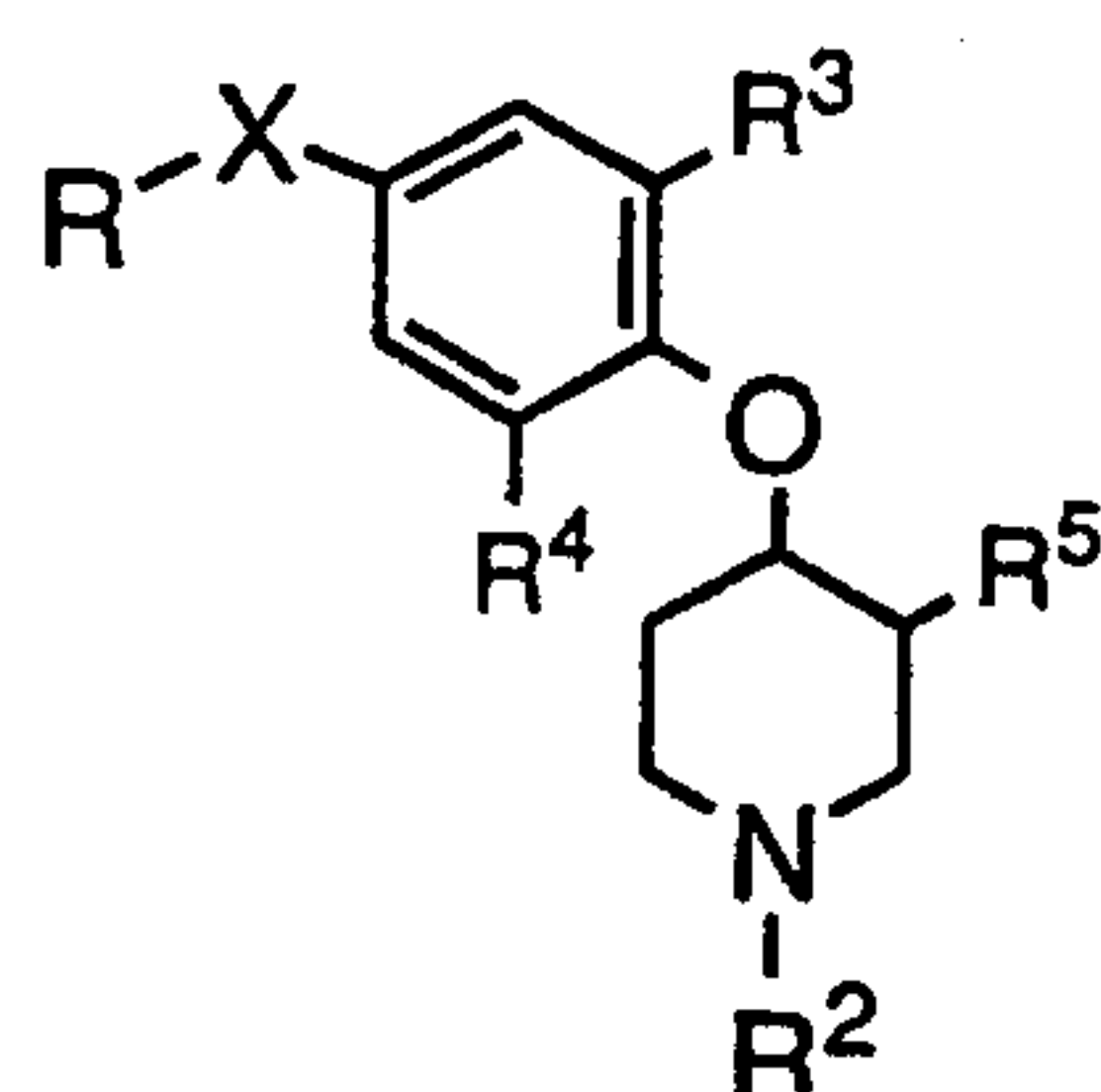
Step 1: Dissolve the product of Example 3 (0.55 g) in CH₂Cl₂ (8 mL) and add CH₃SO₃H (0.2 mL). After stirring for 20 min., add MCPBA (0.93 g of 50-60%) and stir the reaction for 4 h at room temperature. Add the reaction mixture to 1N NaOH (50 mL), stir for 30 min. and extract with CH₂Cl₂. Dry the organic layer over NaHCO₃ and evaporate to obtain 0.45 grams of the desired 1,4-bipiperidine derivative.

Step 2: To the product of Step 1 (65 mg) in CH₂Cl₂ (2 mL), add triethylamine (Et₃N) (0.5 mL) followed by o-toluoyl chloride (35 mg). Stir the reaction mixture at room temperature for 1.5 h under N₂, then apply directly to a preparative silica gel TLC plate, eluting with 5% CH₃OH in CH₂Cl₂ to obtain 60 mg of the title compound.

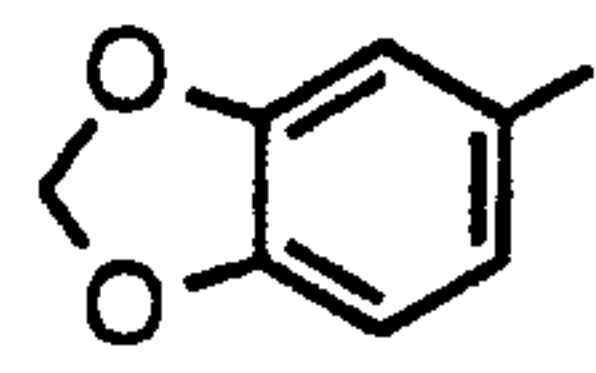
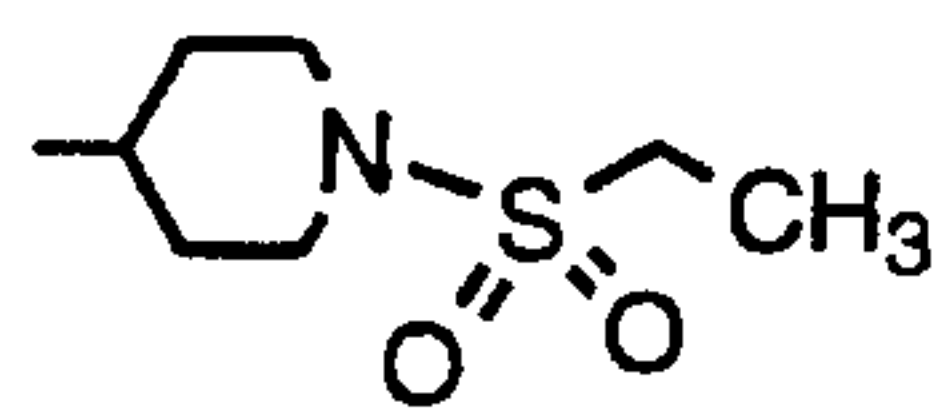
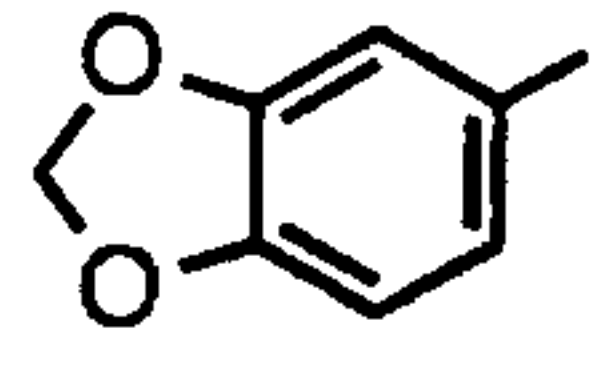
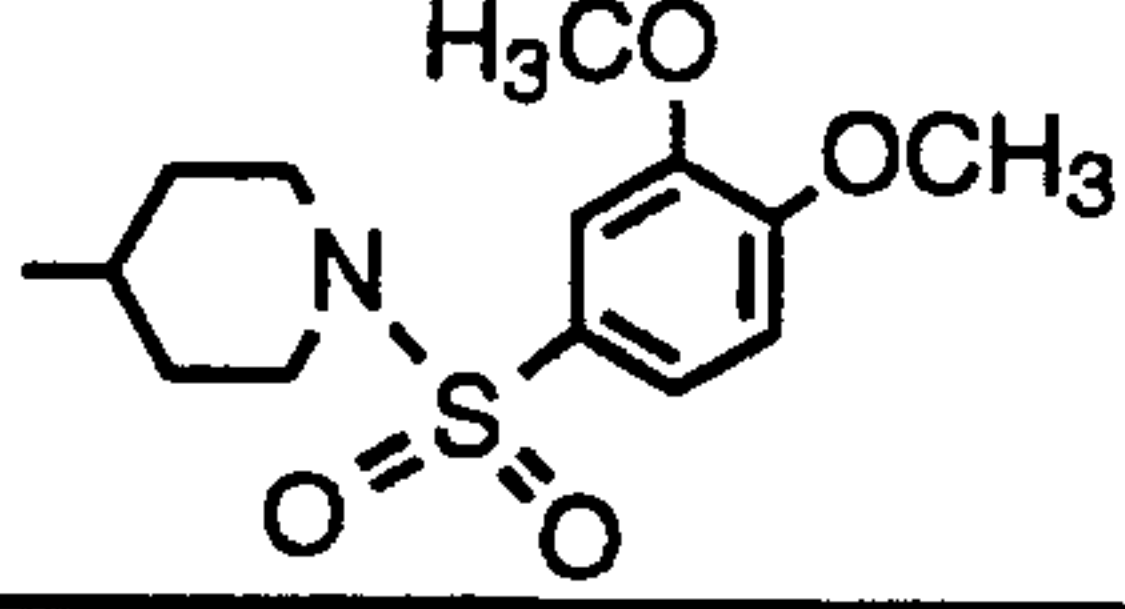
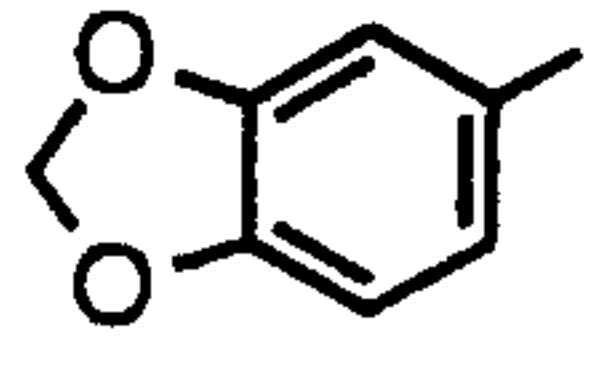
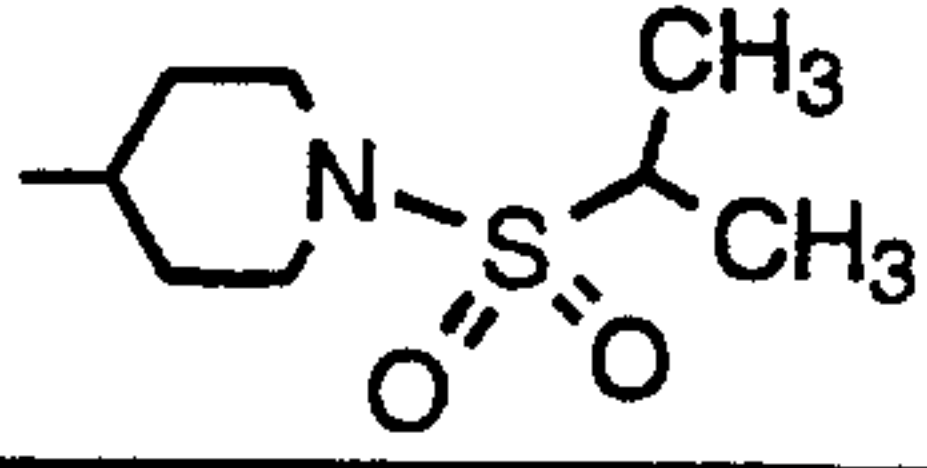
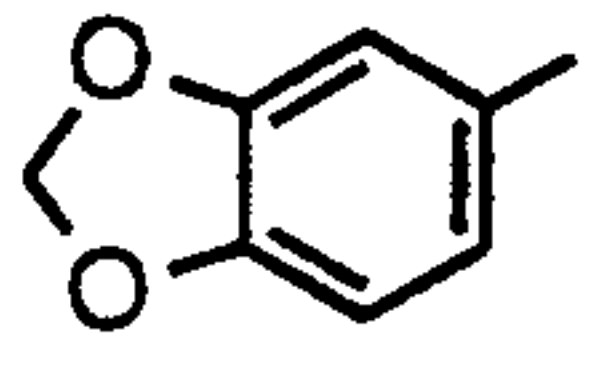
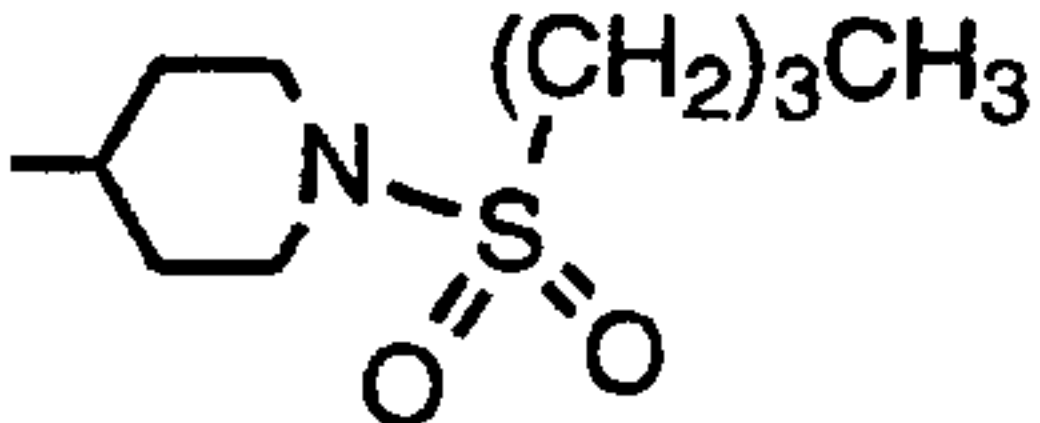
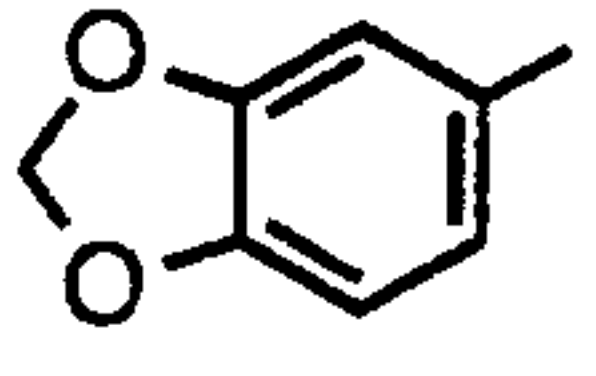
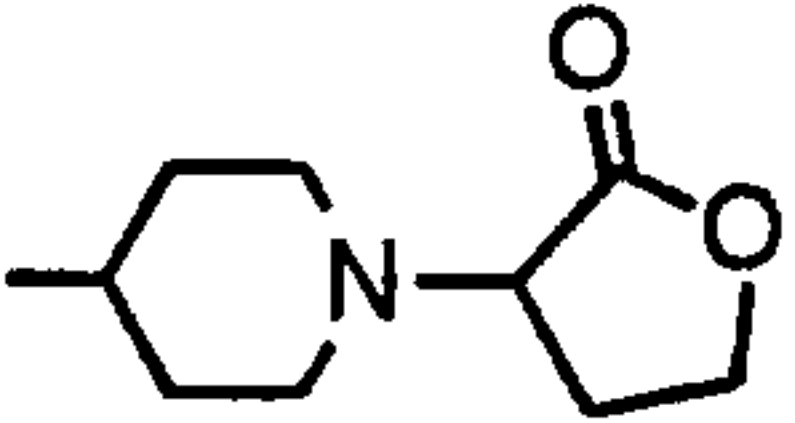
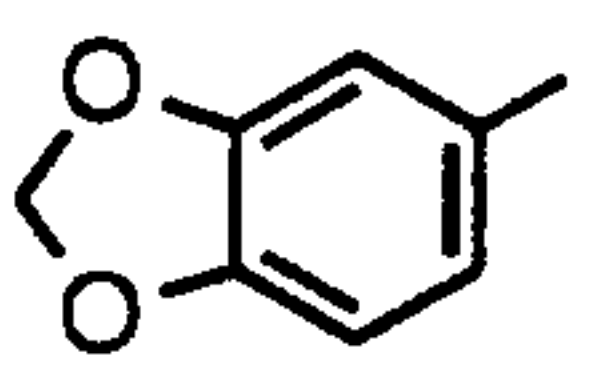
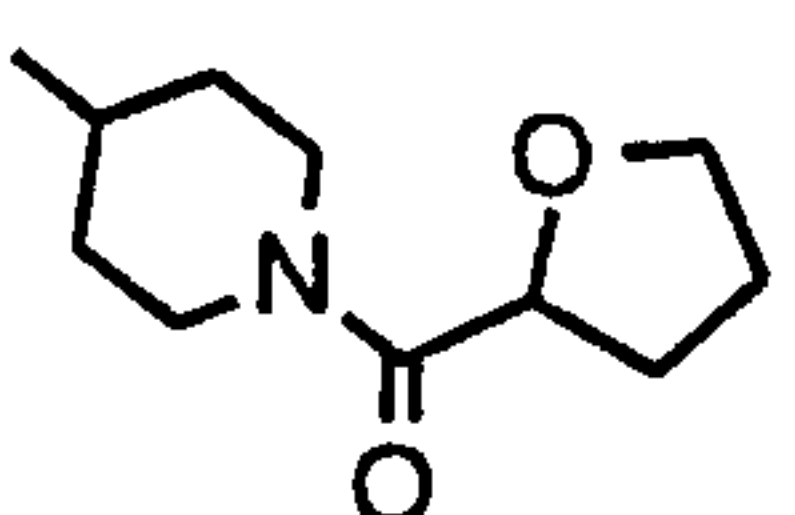
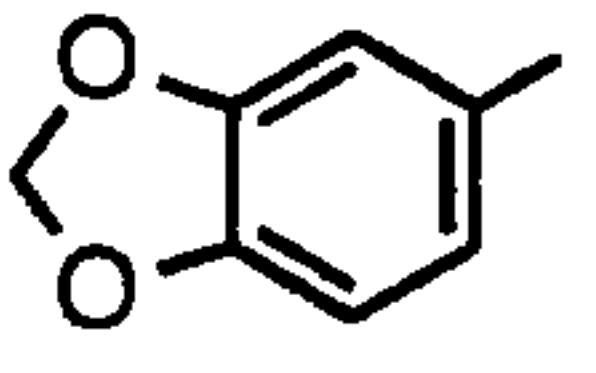
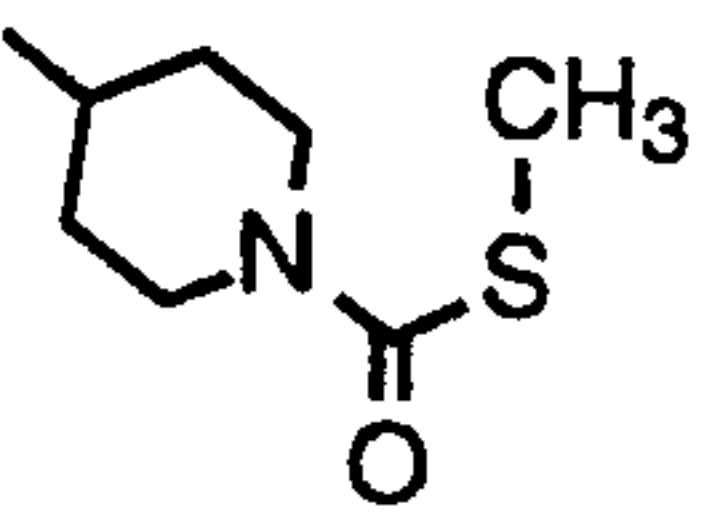
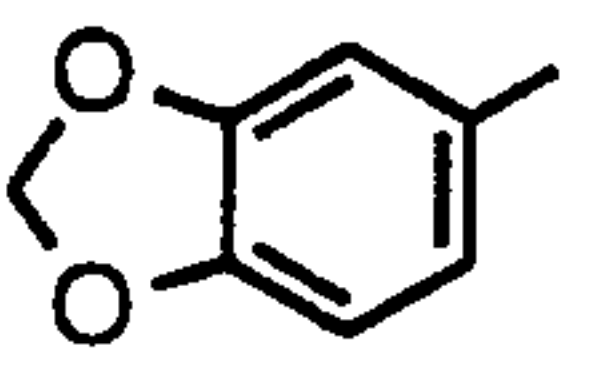
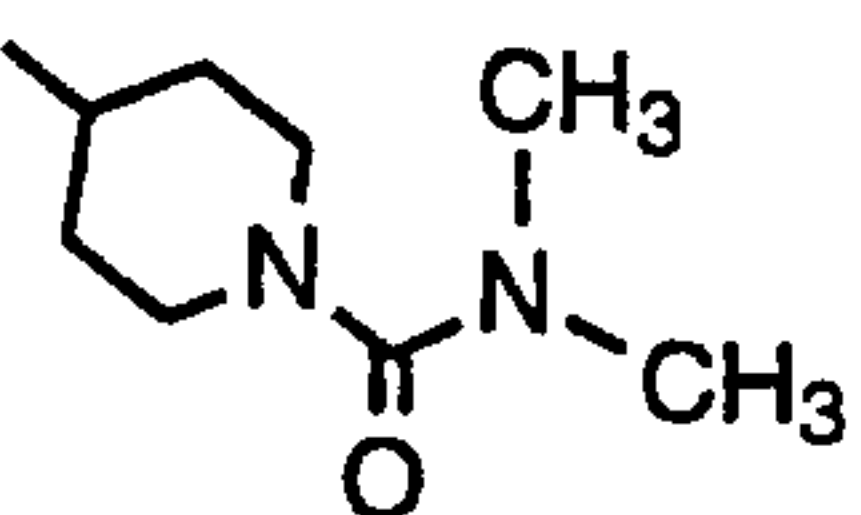
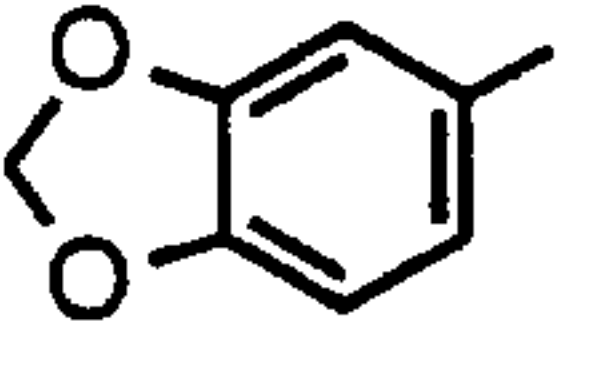
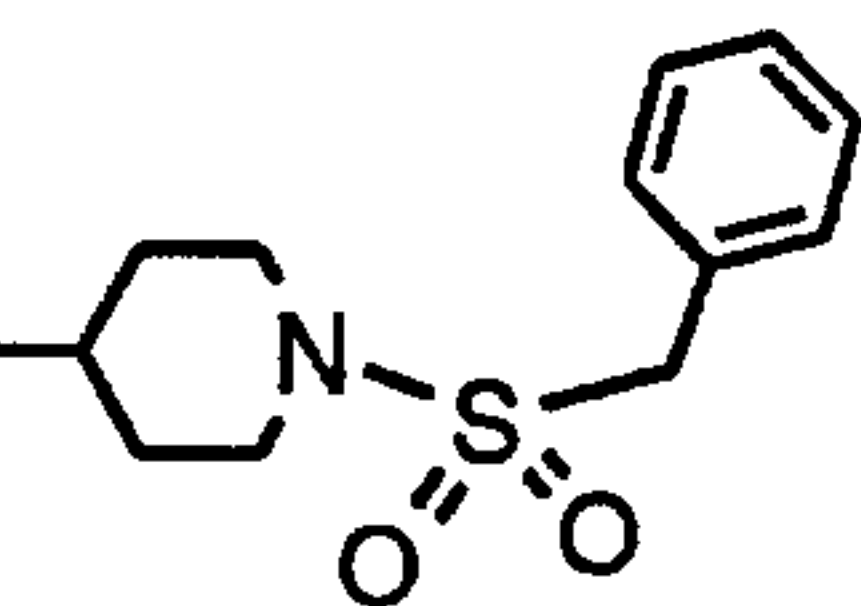
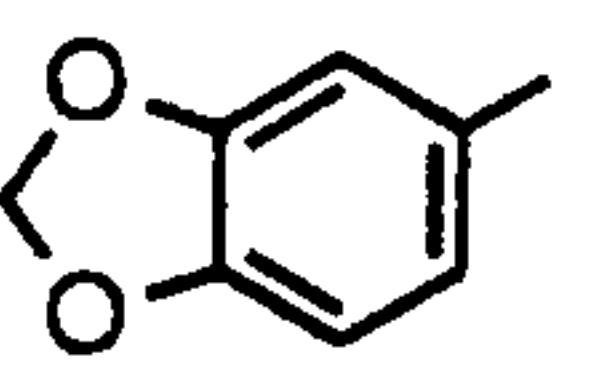
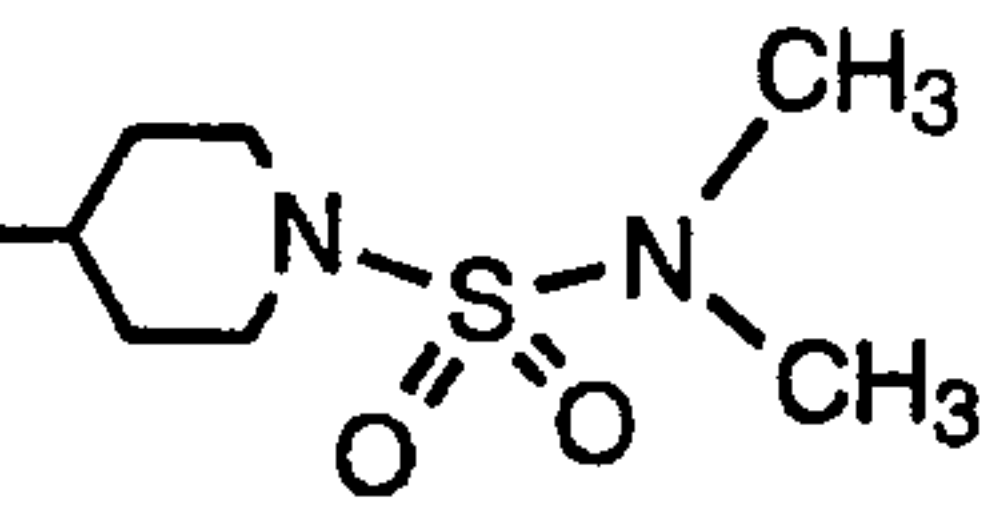
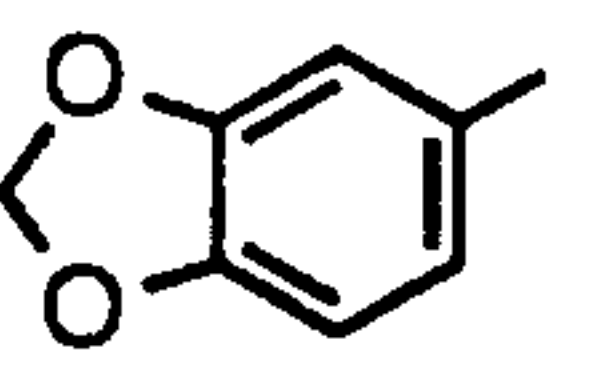
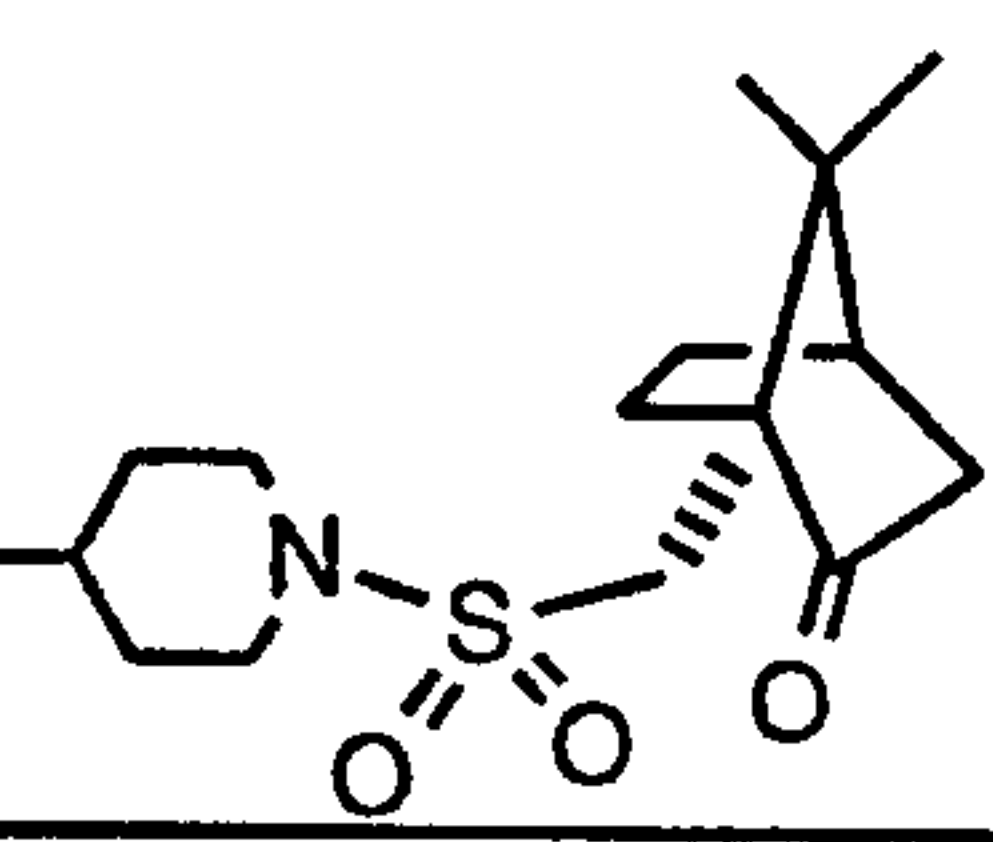
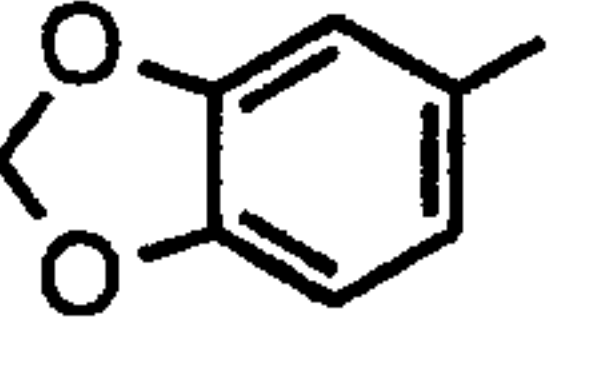
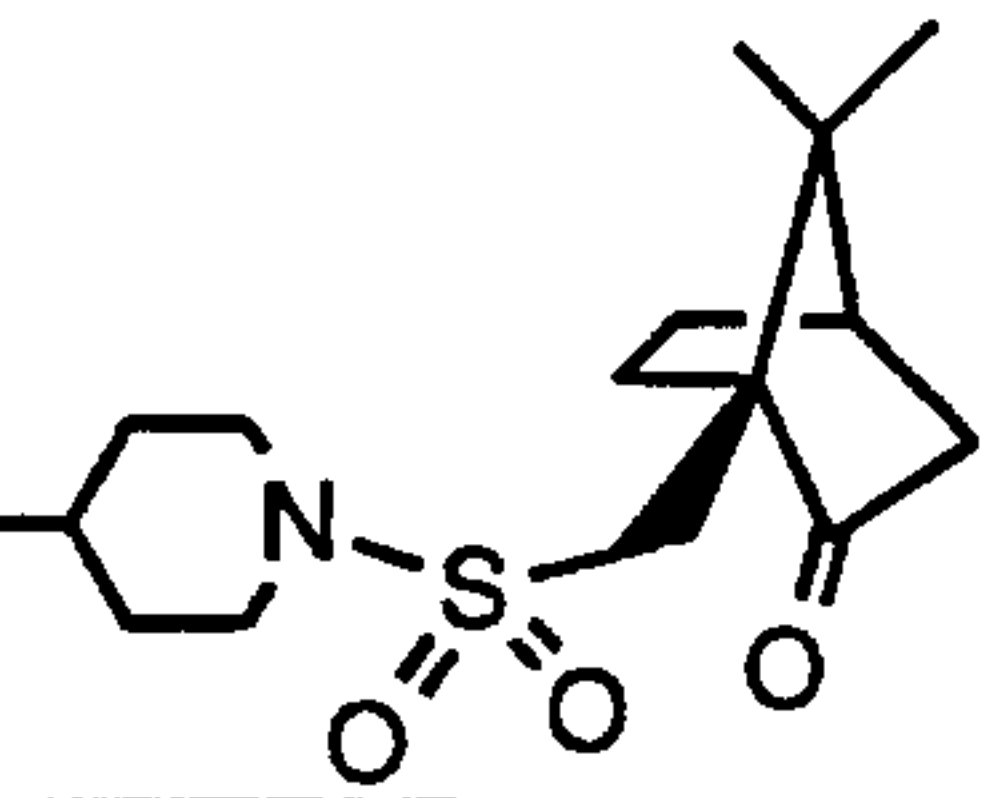
HRMS: calc'd: 563.2216; found: 563.2211.

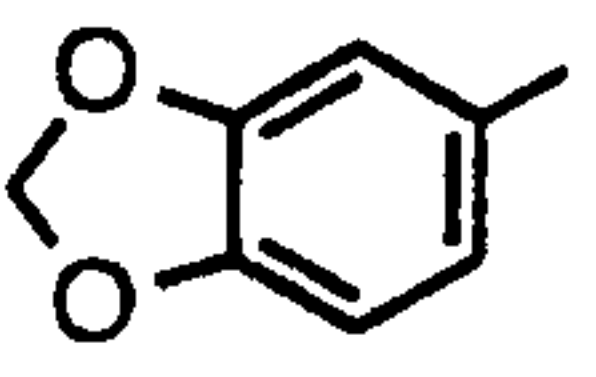
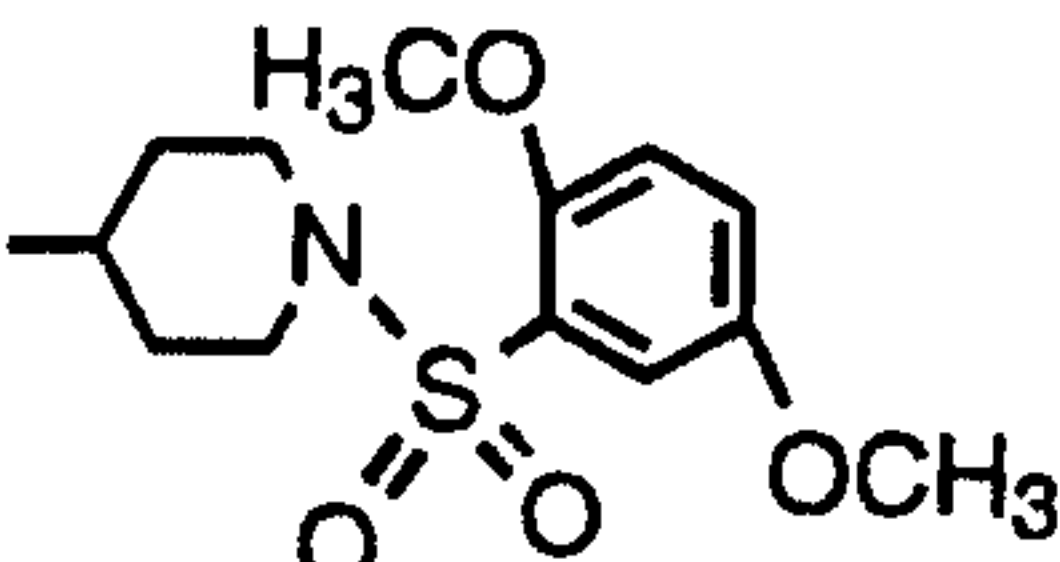
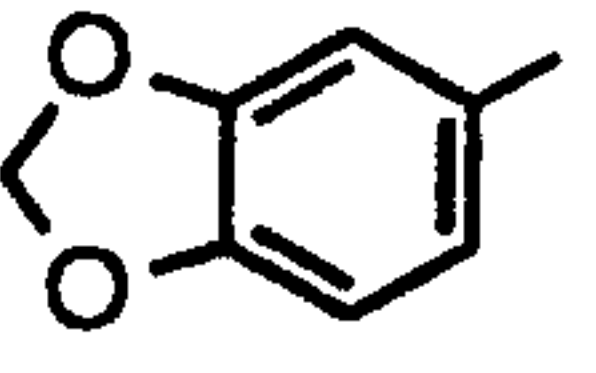
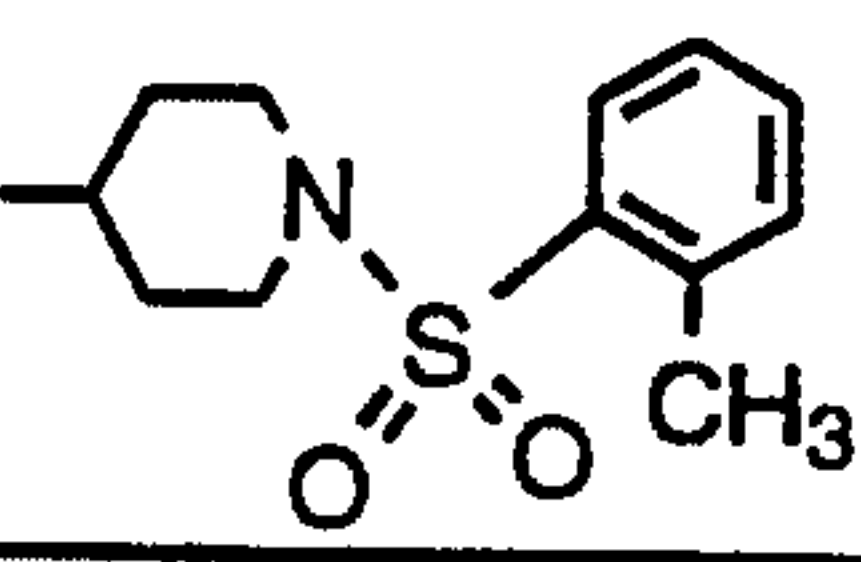
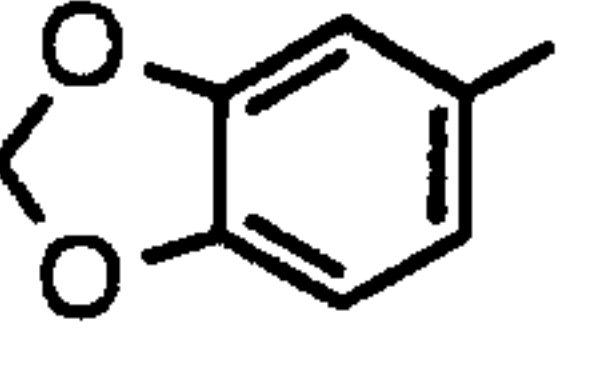
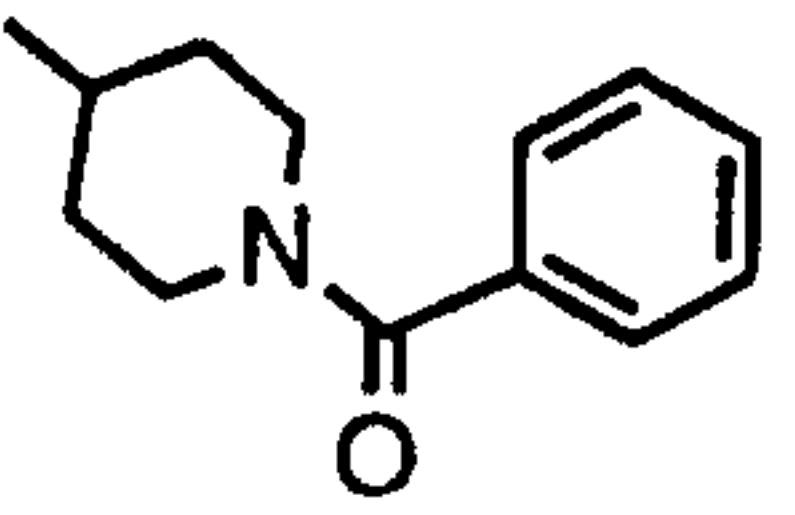
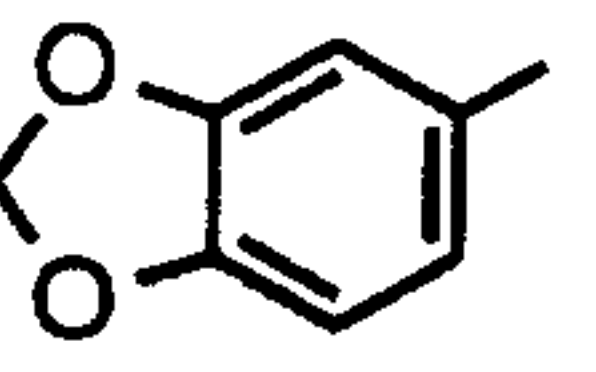
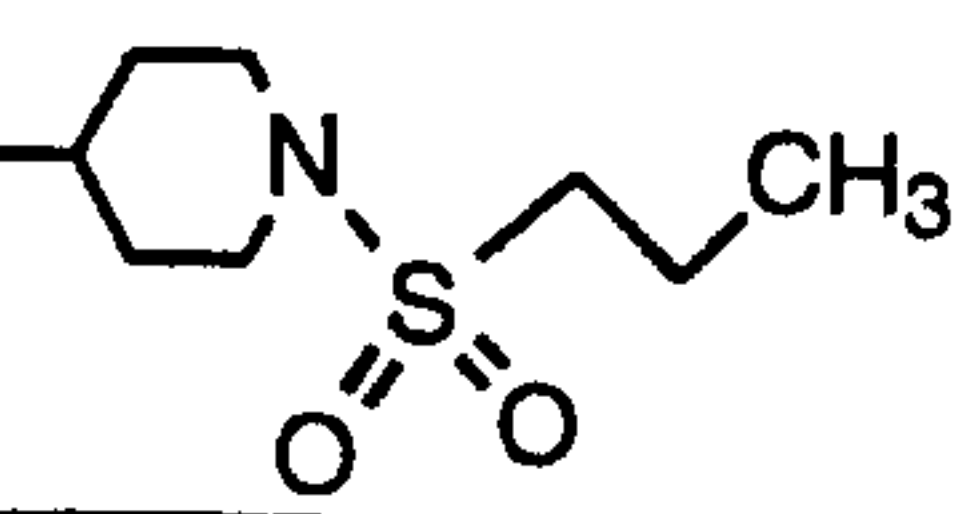
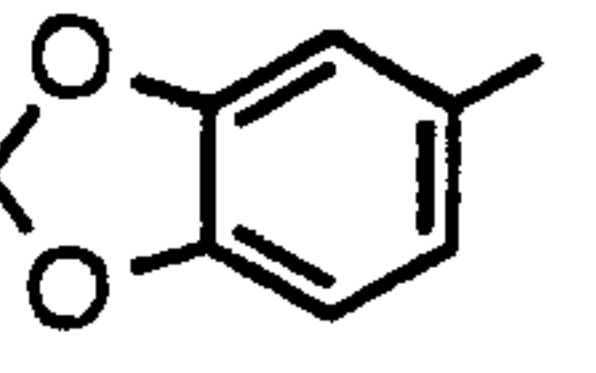
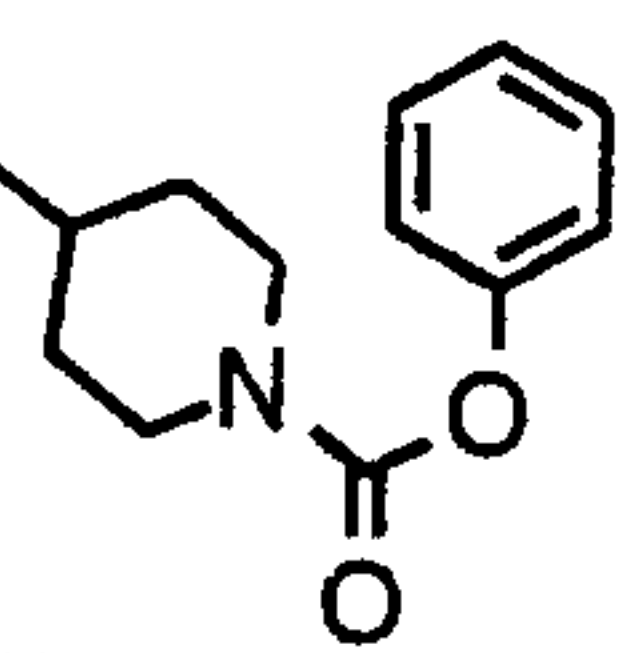
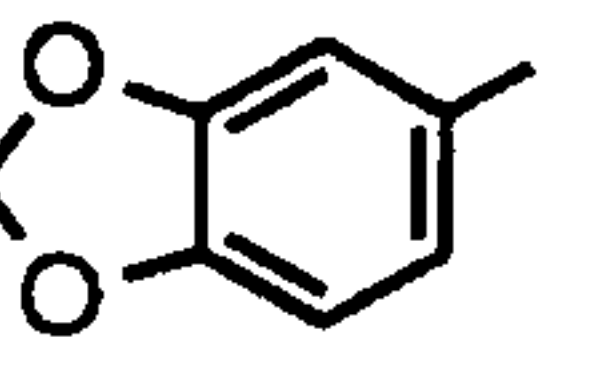
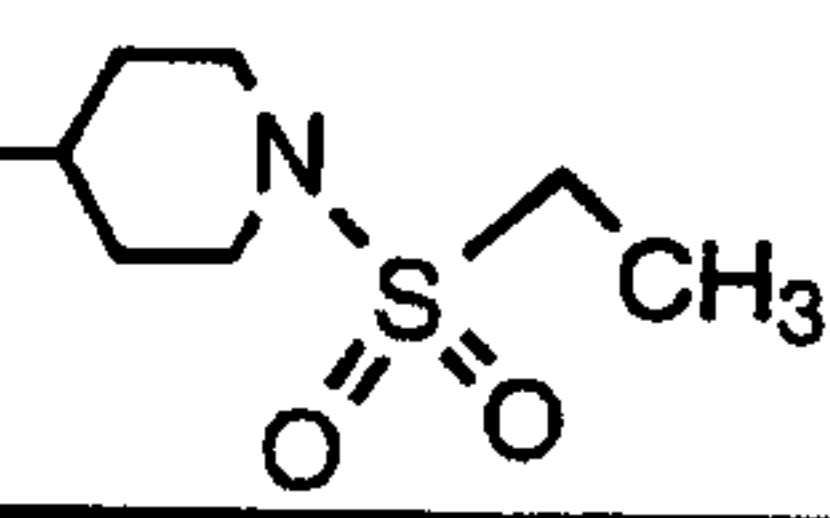
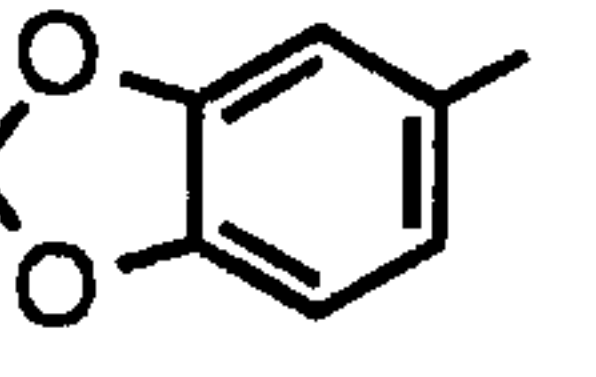
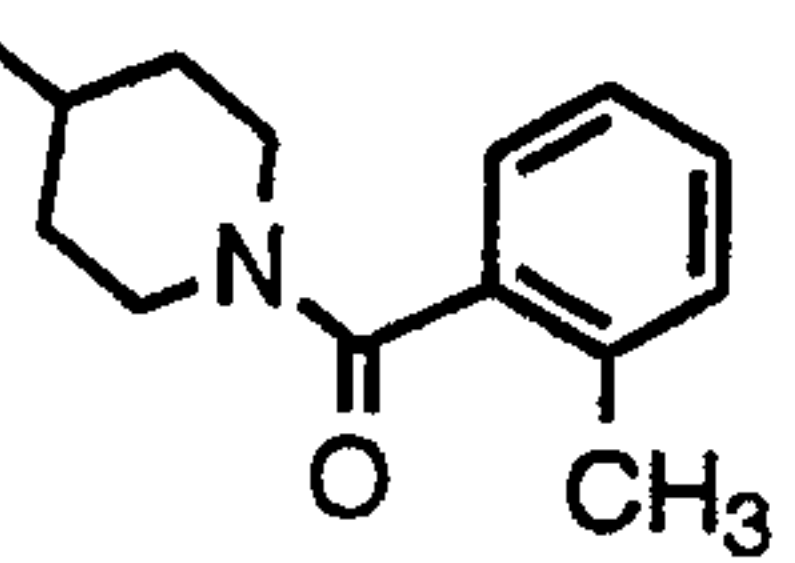
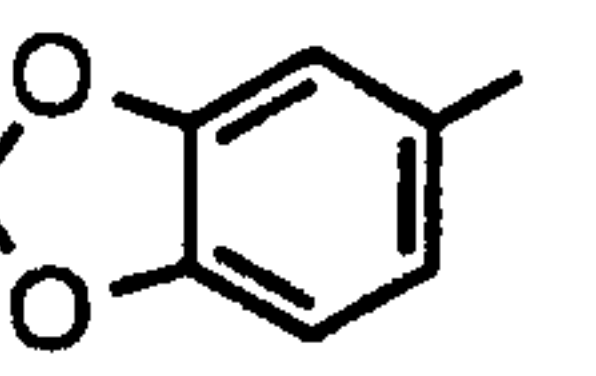
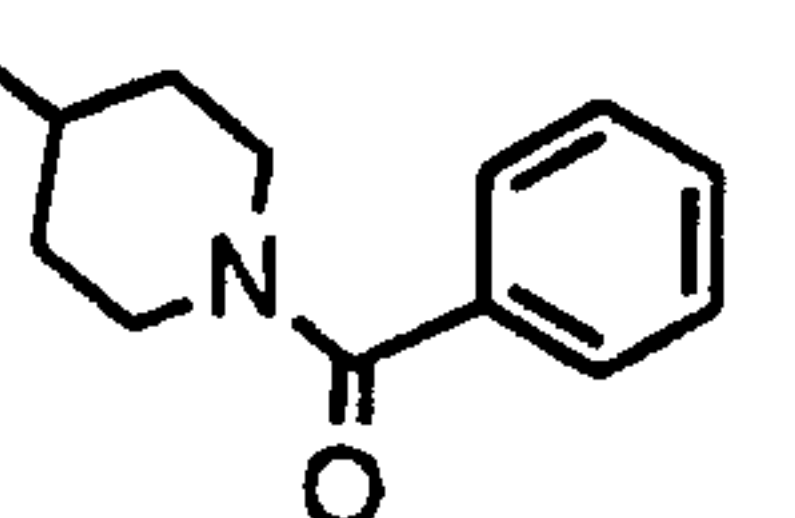
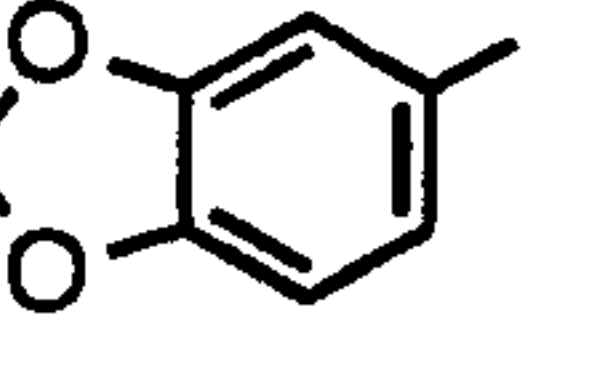
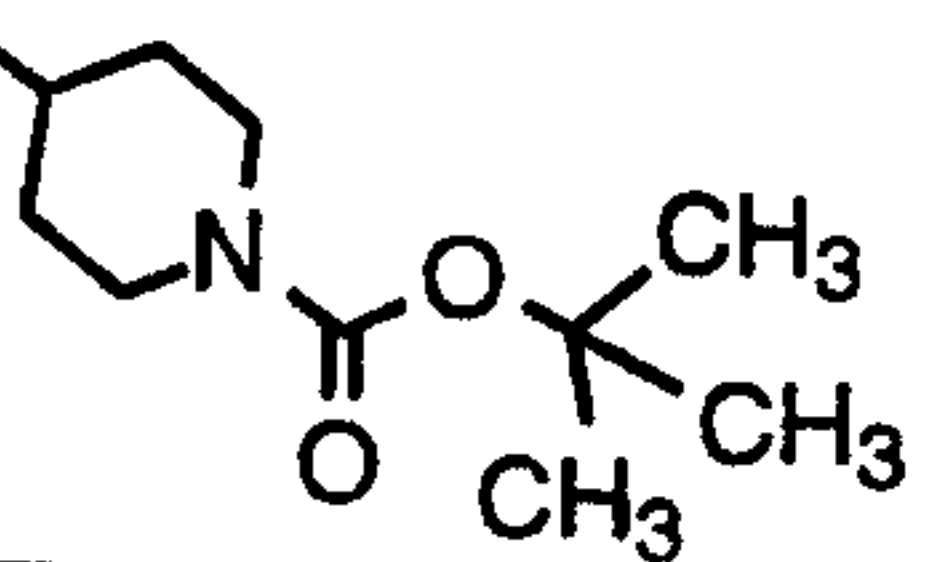
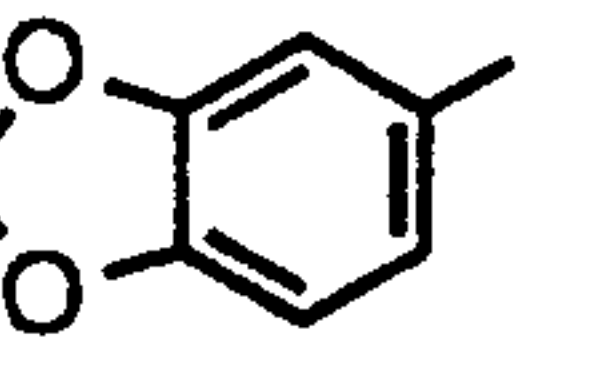
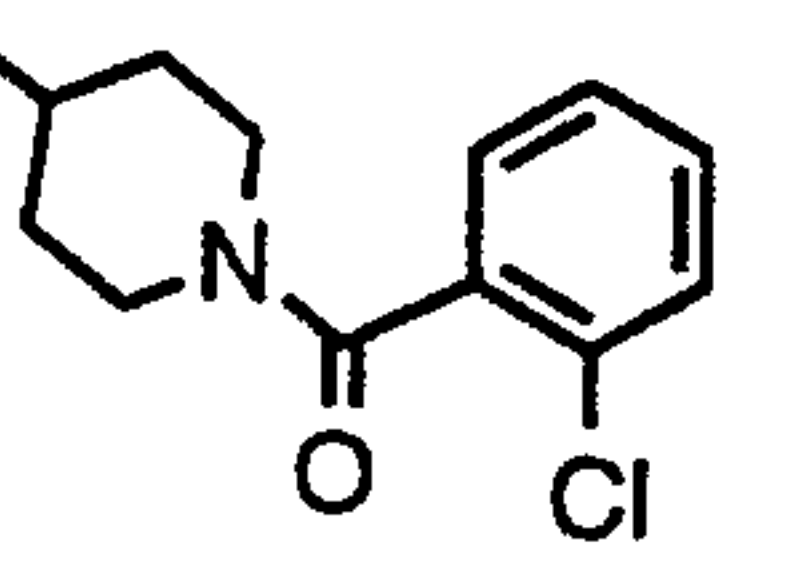
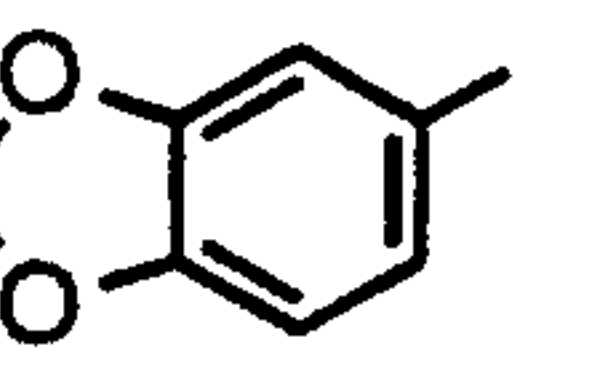
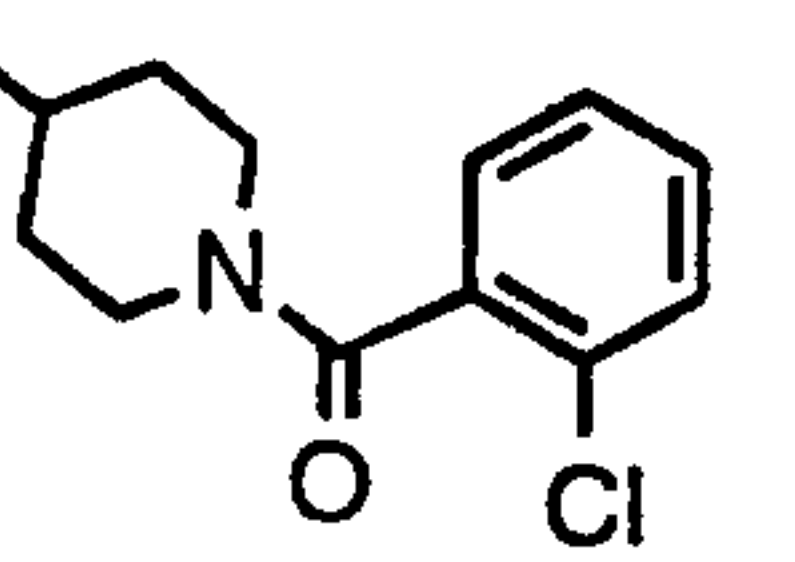
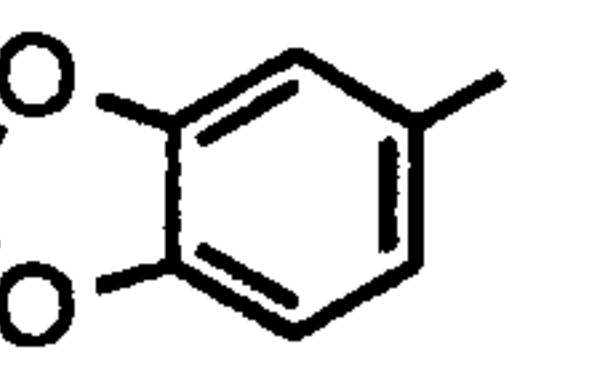
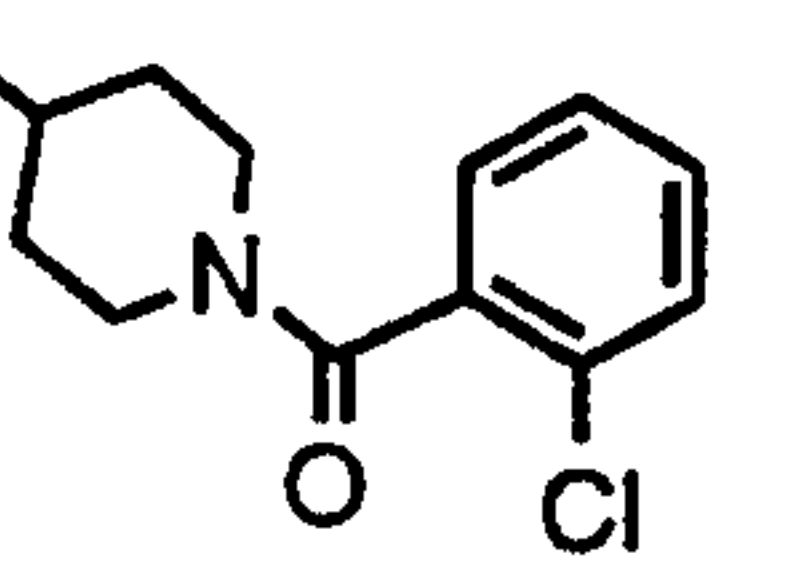
In a similar manner, using appropriate starting materials, compounds of the following structural formula are prepared, wherein the variables are as defined in the table:

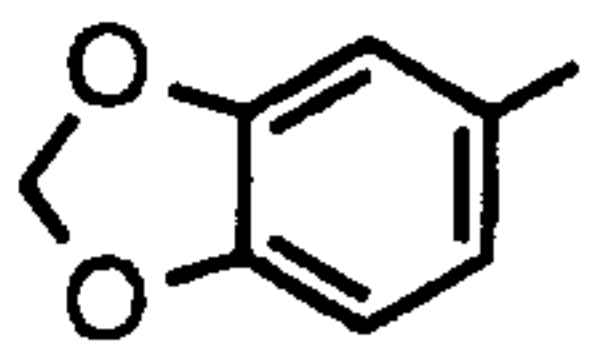
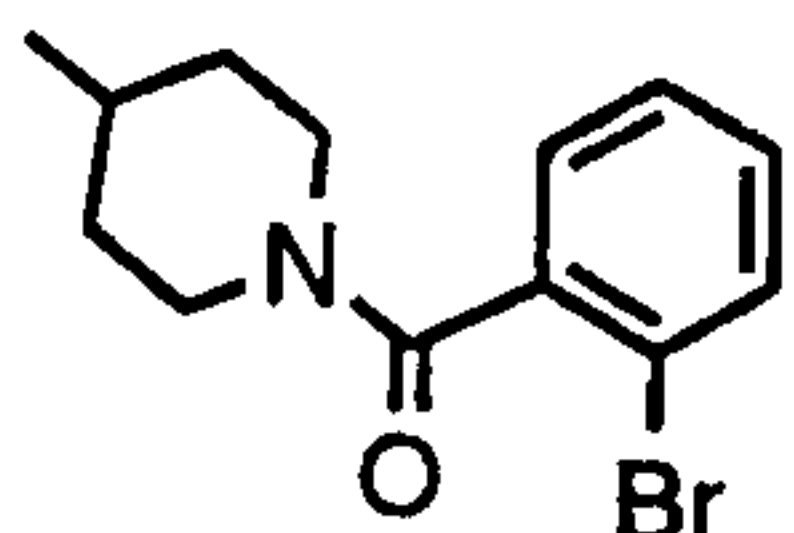
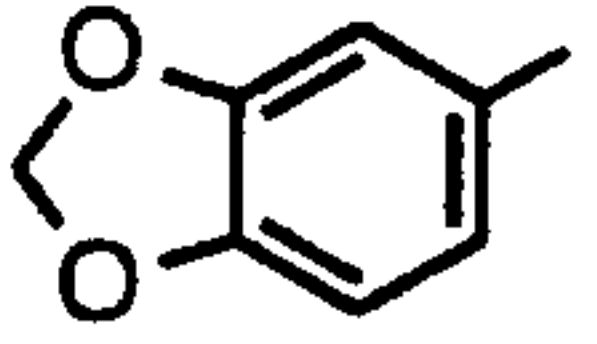
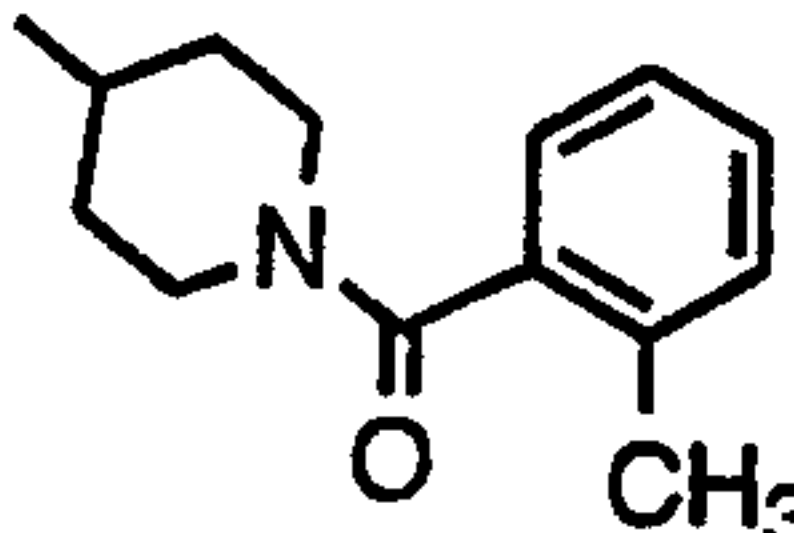
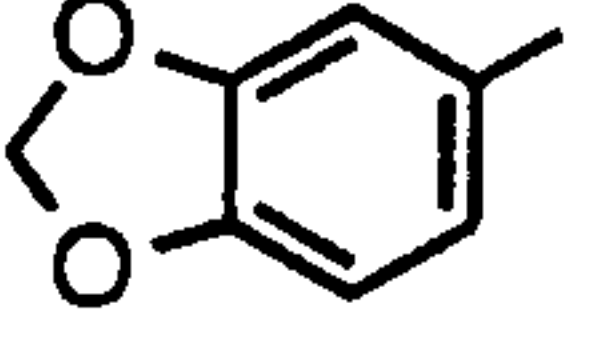
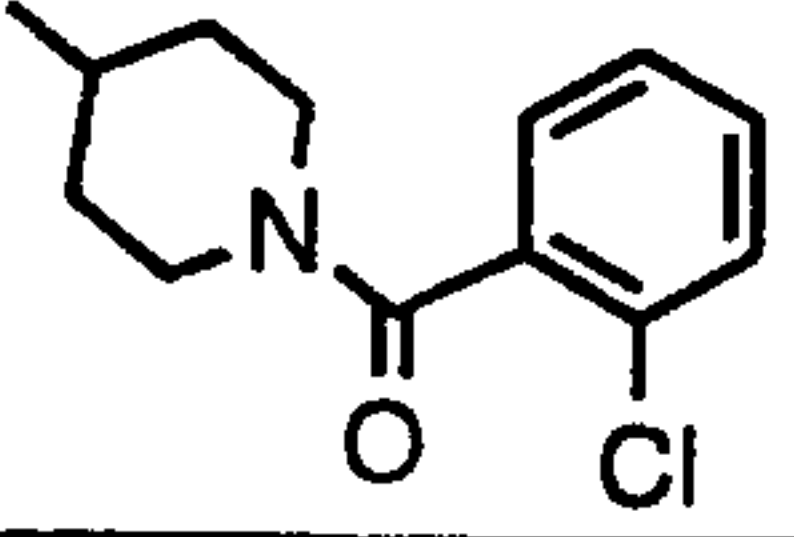
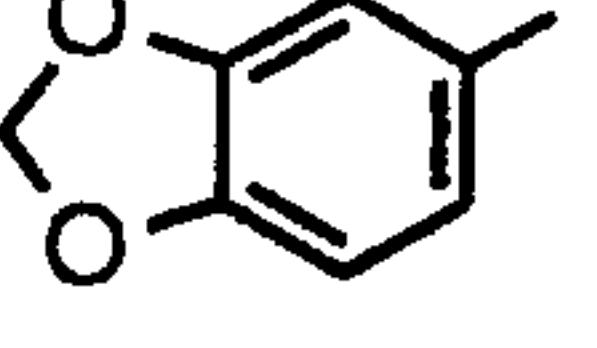
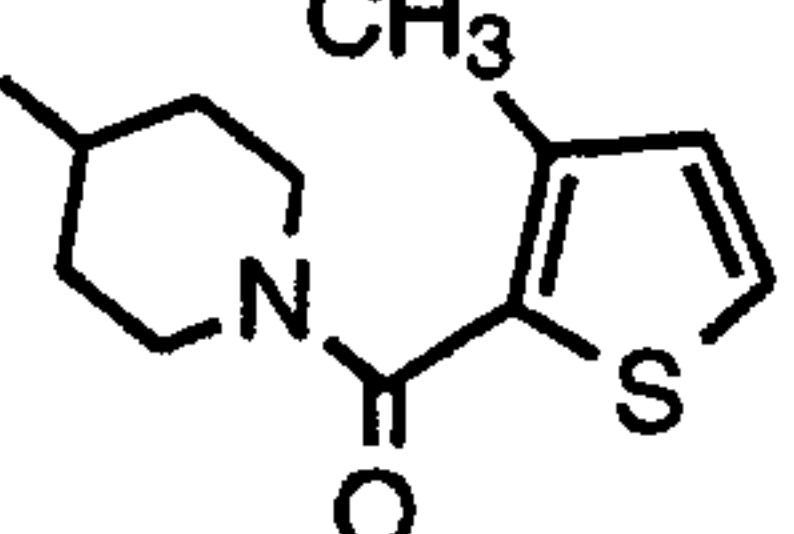
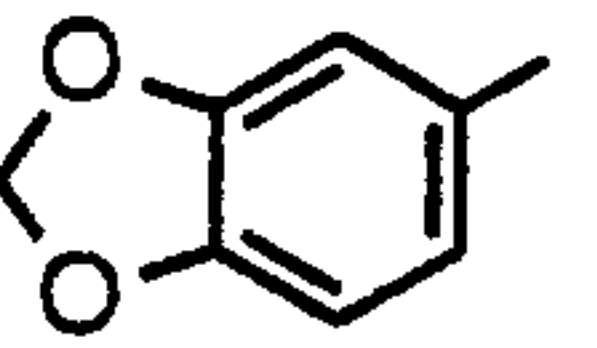
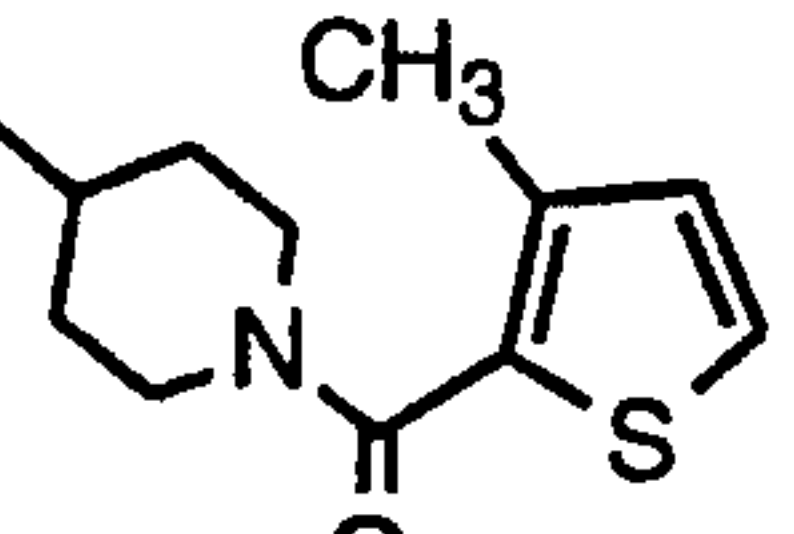
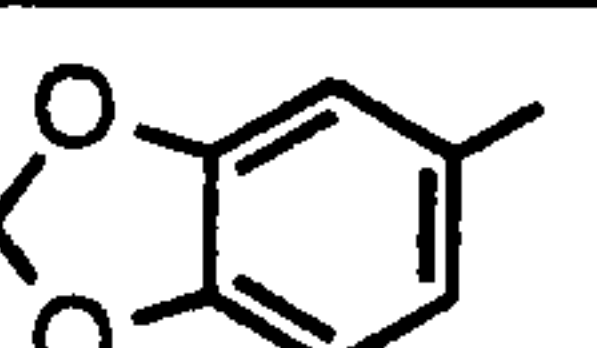
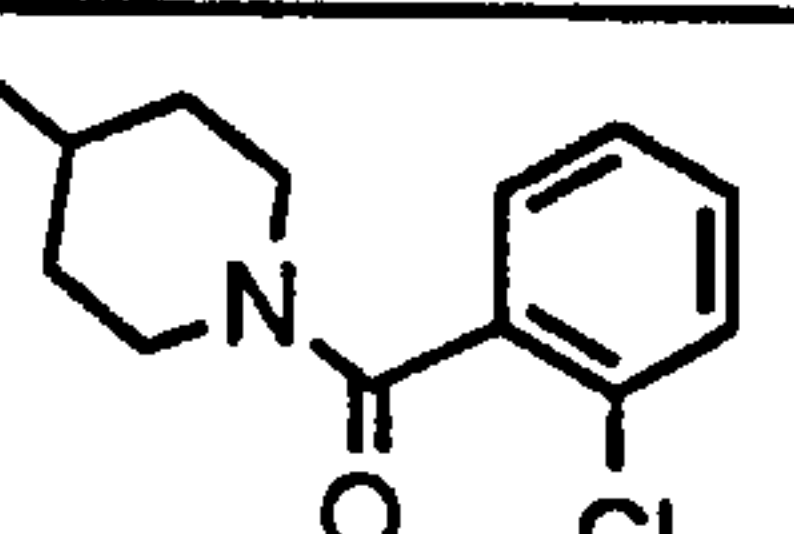
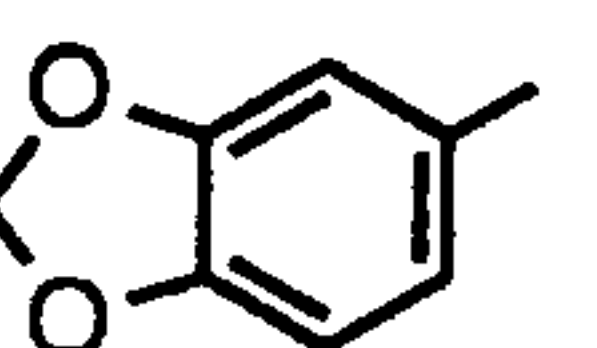
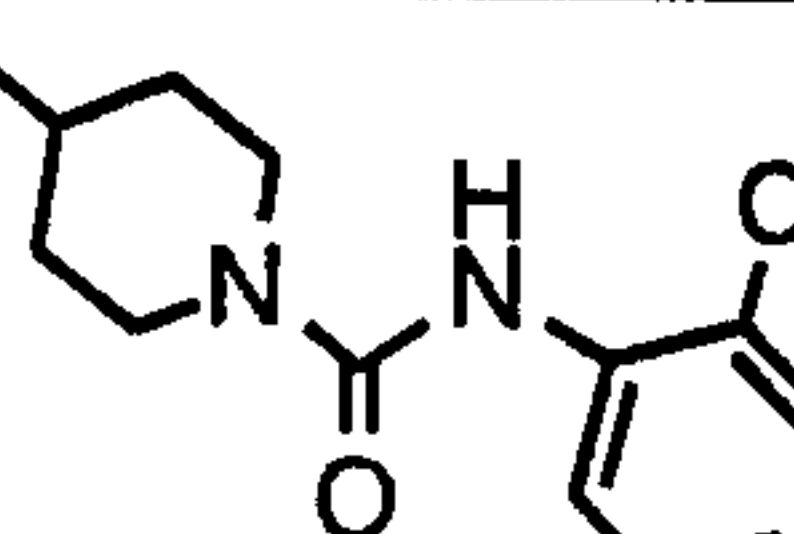
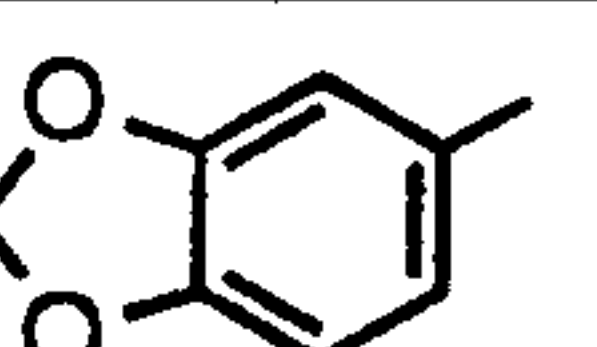
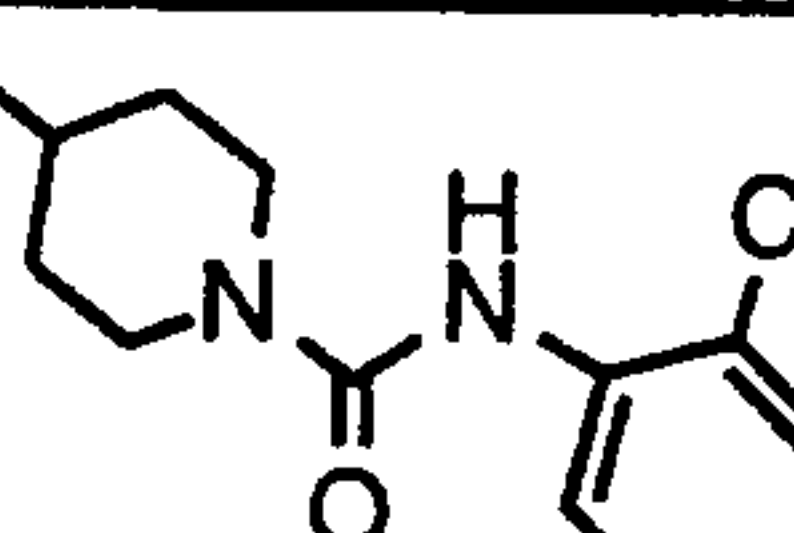
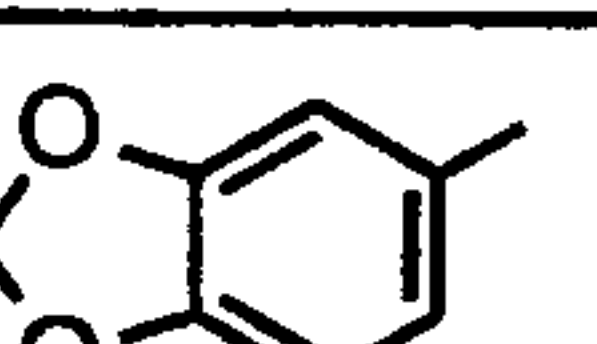
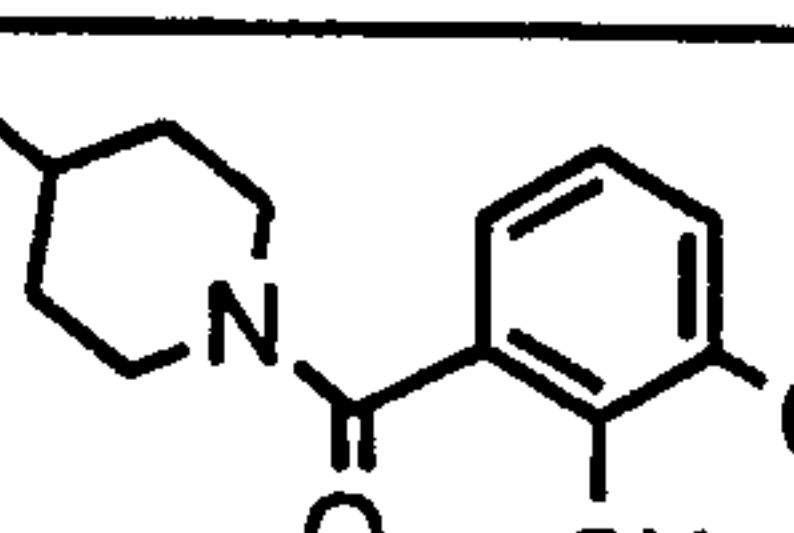
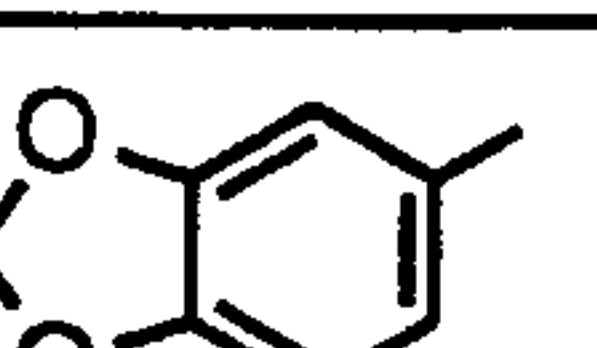
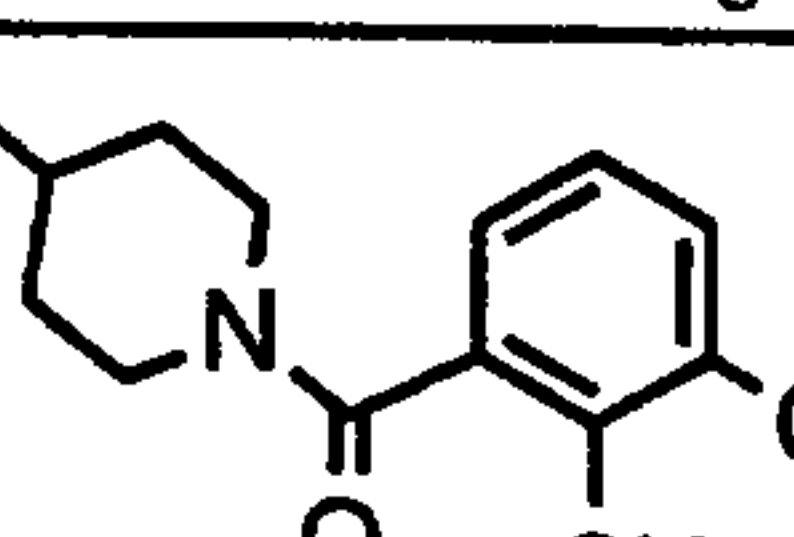
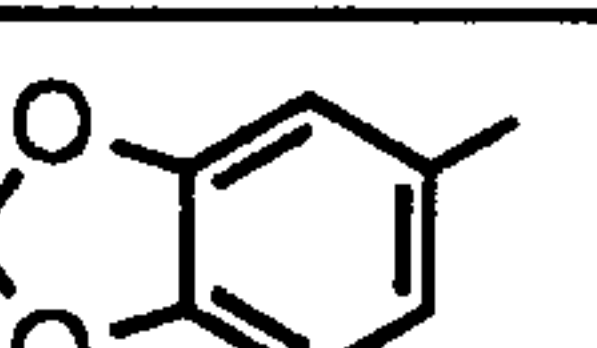
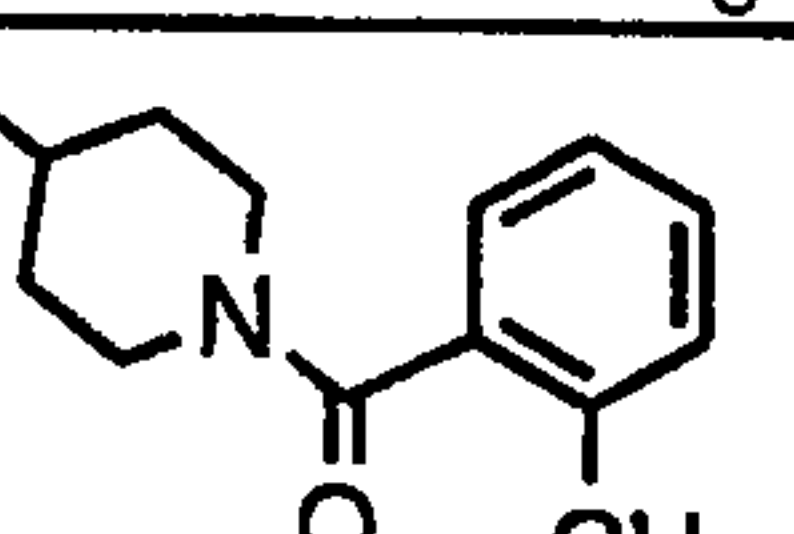
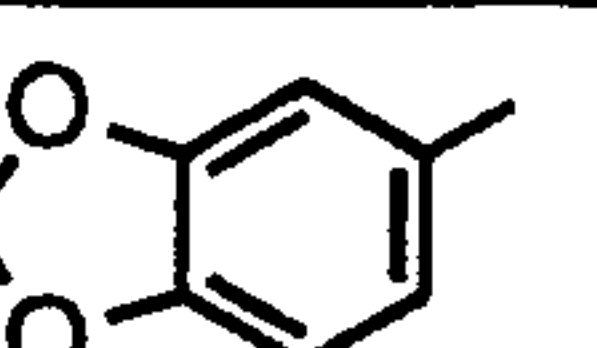
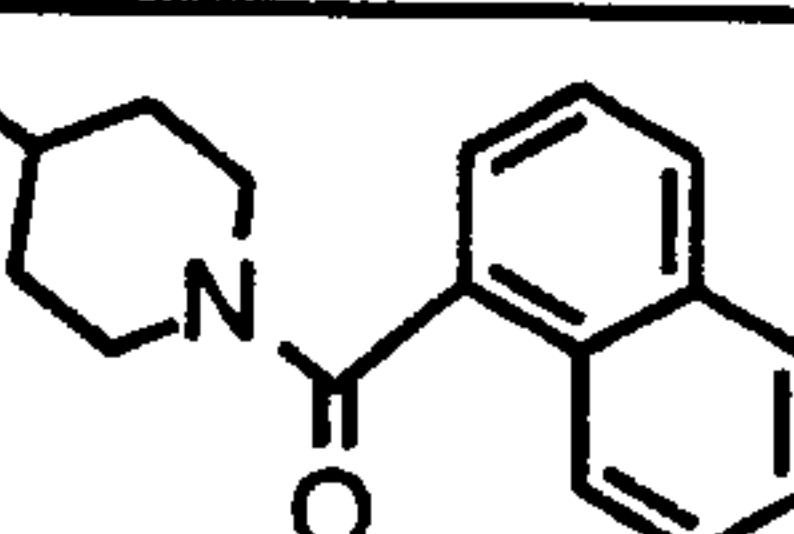
-15-



Ex.	R	X	R ²	R ³ , R ⁴	R ⁵	HRMS
4A		-SO ₂ -		H, H	H	calc'd: 537.2093 found: 537.2091
4B		-SO ₂ -		H, H	H	calc'd: 537.2093 found: 537.2097
4C		-SO ₂ -		H, H	H	calc'd: 503.2216 found: 503.2214
4D		-SO ₂ -		H, H	H	calc'd: 516.2168 found: 516.2171
4E		-SO ₂ -		H, H	H	calc'd: 545.2321 found: 545.2325
4F		-SO ₂ -		H, H	H	calc'd: 565.2008 found: 565.2007
4G		-SO ₂ -		H, H	H	calc'd: 551.1886 found: 551.1886
4H		-SO ₂ -		H, H	H	calc'd: 531.2165 found: 531.2172
4I		-SO ₂ -		H, H	H	calc'd: 579.2165 found: 579.2157
4J		-SO ₂ -		H, H	H	calc'd: 517.2008 found: 517.2004
4K		-SO ₂ -		H, H	H	calc'd: 579.2165 found: 579.2160

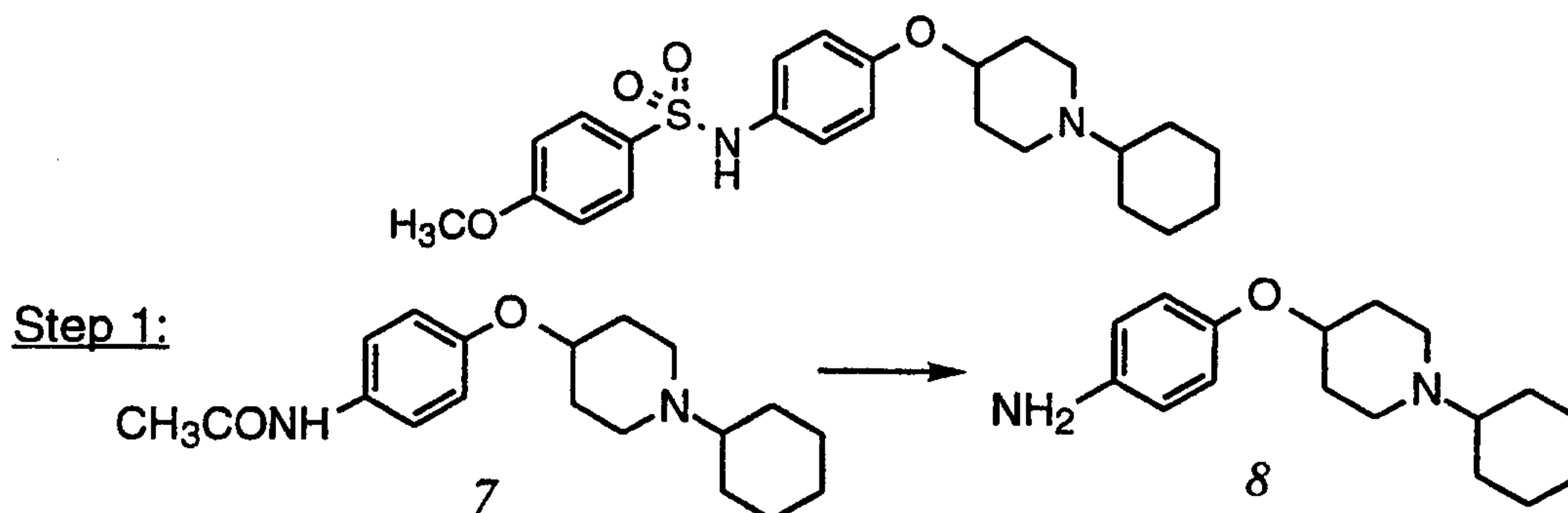
4L		-SO ₂ -		H, H	H	calc'd: 537.1729 found: 537.1730
4M		-SO ₂ -		H, H	H	calc'd: 645.1940 found: 645.1933
4N		-SO ₂ -		H, H	H	calc'd: 551.1886 found: 551.1885
4O		-SO ₂ -		H, H	H	calc'd: 565.2042 found: 565.2029
4P		-SO ₂ -		H, H	H	calc'd: 529.2008 found: 529.2007
4Q		-SO ₂ -		H, H	H	calc'd: 543.2165 found: 543.2165
4R		-SO ₂ -		H, H	H	calc'd: 519.1624 found: 519.1634
4S		-SO ₂ -		H, H	H	calc'd: 516.2168 found: 516.2171
4T		-SO ₂ -		H, H	H	calc'd: 599.1886 found: 599.1883
4U		-SO ₂ -		H, H	H	calc'd: 552.1838 found: 552.1831
4V		-SO ₂ -		H, H	H	calc'd: 659.2561 found: 659.2557
4W		-SO ₂ -		H, H	H	calc'd: 659.2461 found: 659.2444

4X		-SO ₂ -		H, H	H	calc'd: 645.1940 found: 645.1954
4Y		-SO ₂ -		H, H	H	calc'd: 599.1886 found: 599.1886
4Z		-SO ₂ -		H, H	H	calc'd: 549.2059 found: 549.2071
4AA		-SO ₂ -		-CH ₃ , H	H	calc'd: 565.2042 found: 565.2045
4AB		-SO ₂ -		-CH ₃ , H	H	calc'd: 579.2165 found: 579.2181
4AC		-SO ₂ -		-CH ₃ , H	H	calc'd: 551.1886 found: 551.1890
4AD		-SO ₂ -		-CH ₃ , H	H	calc'd: 577.2372 found: 577.2370
4AE		-SO ₂ -		-CH ₃ , H	H	calc'd: 563.2216 found: 563.2228
4AF		-SO ₂ -		-CH ₃ , H	H	calc'd: 559.2478 found: 559.2472
4AG (1)		-SO ₂ -		H, H	-CH ₃	calc'd: 597.1826 found: 597.1840 (isomer E)
4AG (2)		-SO ₂ -		H, H	-CH ₃	calc'd: 597.1826 found: 597.1840 (isomer A)
4AH		-SO ₂ -		H, H	H	calc'd: 583.1670 found: 583.1666

4AI		-SO ₂ -		H, H	H	calc'd: 627.1164 found: 627.1167
4AJ		-CH ₂ -		H, H	H	calc'd: 513.2573 found: 513.2760
4AK		-CH ₂ -		H, H	H	calc'd: 533.2207 found: 533.2217
4AL		-SO ₂ -		-CH ₃ , H	H	calc'd: 583.1937 found: 583.1939
4AM		-SO ₂ -		H, H	H	calc'd: 569.1780 found: 569.1773
4AN		-SO ₂ -		-CH ₃ , H	H	calc'd: 597.1826 found: 597.1846
4AO		-SO ₂ -		H, H	H	calc'd: 578.2325 found: 578.2313
4AP		-SO ₂ -		H, H	H	calc'd: 598.1779 found: 598.1770
4AR		-SO ₂ -		H, H	H	calc'd: 577.2372 found: 577.2358
4AS		-SO ₂ -		-CH ₃ , H	H	calc'd: 591.2529 found: 591.2523
4AT		-SO ₂ -		-CH ₃ , -CH ₃	H	calc'd: 591.2529 found: 591.2530
4AU		-SO ₂ -		H, H	H	calc'd: 599.2216 found: 599.2205

4AV		-SO ₂ -		H, H	H	calc'd (M+1): 617.1933 found: 617.1920
4AW		-SO ₂ -		-CH ₃ , H	H	calc'd: 593.2321 found: 593.2324
4AX		-CH ₂ -		H, H	H	calc'd (M+1): 529.2702 found: 529.2720
4AY		-SO ₂ -		-CH ₃ , H	H	calc'd (M+1): 613.2372 found: 613.2382
4AZ		-SO ₂ -		H, H	H	(m.p. = 72-74°C)
4BA		-SO ₂ -		H, H	H	calc'd (M+1): 600.2168 found: 600.2162
4BB		-SO ₂ -		H, H	H	calc'd (M+1): 635.1886 found: 635.1889
4BC		-SO ₂ -		H, H	H	calc'd (M+1): 676.1554 found: 676.1569
4BD		-SO ₂ -		H, H	H	calc'd (M+1): 614.2325 found: 614.2340
4BE		-SO ₂ -		H, H	H	calc'd (M+1): 600.2168 found: 600.2162
4BF		-SO ₂ -		H, H	H	(LRMS (M-1): found: 623)

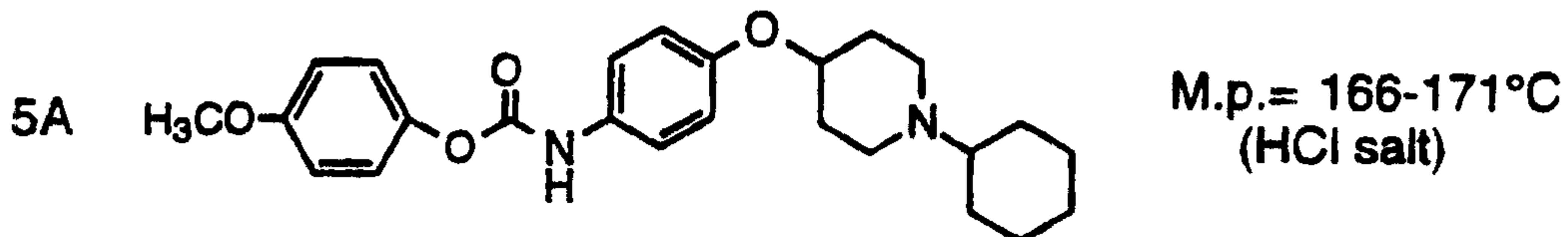
4BG		-SO-		H, H	H	(LRMS (M-3): found: 605)
4BH		-SO ₂ -		-CH ₃ , H	H	calc'd (M+1): 631.1436 found: 631.1439
4BI		-SO ₂ -		H, H	H	calc'd (M+1): 6 found: 6
4BJ		-SO ₂ -		-CH ₃ , H	H	calc'd (M+1): 614.2325 found: 614.2334
4BK		-SO ₂ -		-CH ₃ , H	H	calc'd (M+1): 614.2325 found: 614.2328

Example 5

- 5 Dissolve compound 7 (0.57 g) (prepared via Method A) in 6N HCl and heat at 100°C for 5 h. Cool the reaction mixture to ambient temperature and dilute with ice/water. Basify the reaction mixture with 3N NaOH and extract with EtOAc. Separate the organic layer and concentrate to give 0.41 g of product 8.
- 10 **Step 2:** Add 4-methoxybenzenesulfonyl chloride (75 mg) to a solution of 100 mg of product 8 in THF (3 mL) containing Et₃N (74 mg) at 0°C. Stir the reaction mixture overnight while warming to ambient temperature. Pour the reaction mixture into half-saturated NaHCO₃ solution and extract with EtOAc. Concentrate the organic layer and purify on silica gel, eluting with Et₂O:Et₃N (96:4) to give 50 mg of the title compound. M.p.=112-118°C (HCl salt).
- 15

-21-

In a similar manner, using appropriate starting materials, the following compound is prepared:



Following are descriptions of the pharmacological test procedures.

MUSCARINIC BINDING ACTIVITY

The compound of interest is tested for its ability to inhibit binding to the cloned human m1, m2, m3 and m4 muscarinic receptor subtypes. The sources of receptors in these studies were membranes from stably transfected CHO cell lines which were expressing each of the receptor subtypes. Following growth, the cells were pelleted and subsequently homogenized using a PolytronTM in 50 volumes cold 10 mM Na/K phosphate buffer, pH 7.4 (Buffer B). The homogenates were centrifuged at 40,000 x g for 20 minutes at 4°C. The resulting supernatants were discarded and the pellets were resuspended in Buffer B at a final concentration of 20 mg wet tissue/ml. These membranes were stored at -80°C until utilized in the binding assays described below.

Binding to the cloned human muscarinic receptors was performed using ³H-quinuclidinyl benzilate (QNB) (Watson et al., 1986). Briefly, membranes (approximately 8, 20, and 14 µg of protein assay for the m1, m2, and m4 containing membranes, respectively) were incubated with ³H-QNB (final concentration of 100-200 pM) and increasing concentrations of unlabeled drug in a final volume of 2 ml at 25°C for 90 minutes. Non-specific binding was assayed in the presence of 1 µM atropine. The incubations were terminated by vacuum filtration over GF/B glass fiber filters using a Skatron filtration apparatus and the filters were washed with cold 10mM Na/K phosphate butter, pH 7.4. Scintillation cocktail was added to the filters and the vials were incubated overnight. The bound radioligand was quantified in a liquid scintillation counter (50% efficiency). The resulting data were analyzed for IC₅₀ values (i.e. the concentration of compound required to inhibit binding by 50%) using the EBDA computer program (McPherson, 1985). Affinity values (K_i) were then determined using the following formula (Cheng and Prusoff, 1973);

-22-

$$K_i = \frac{IC_{50}}{1 + \left[\frac{\text{concentration of radioligand}}{\text{affinity (K}_D\text{) of radioligand}} \right]}$$

Hence a lower value of K_i indicates greater binding affinity.

The following publications explain the procedure in more detail.

5 Cheng, Y.-C. and Prusoff, W.H., Relationship between the inhibitory constant (K_i) and the concentration of inhibitor which causes 50 per cent inhibition (IC_{50}) of an enzymatic reaction. *Biochem. Pharmacol.* 22: 3099-3108, 1973.

10 McPherson, G.A. Kinetic, EBDA, Ligand, Lowry: A Collection of Radioligand Binding Analysis Programs. Elsevier Science Publishers BV, Amsterdam, 1985.

Watson, M.J, Roeske, W.R. and Yamamura, H.I. [3H] Pirenzepine and (-)[3H]quinuclidinyl benzilate binding to rat cerebral cortical and cardiac muscarinic cholinergic sites. Characterization and
15 regulation of antagonist binding to putative muscarinic subtypes. *J. Pharmacol. Exp. Ther.* 237: 411-418, 1986.

To determine the degree of selectivity of a compound for binding the m2 receptor, the K_i value for m1 receptors was divided by the K_i value for m2 receptors. A higher ratio indicates a greater selectivity for
20 binding the m2 muscarinic receptor. A similar calculation is made to determine the m4 selectivity.

MICRODIALYSIS METHODOLOGY

25 The following procedure is used to show that a compound functions as an m2 antagonist.

Surgery: For these studies, male Sprague-Dawley Rats (250-350 g) were anesthetized with sodium pentobarbital (54 mg/kg, ip) and placed on a Kopf stereotaxic apparatus. The skull was exposed and drilled through to the dura at a point 0.2 mm anterior and 3.0 mm lateral to
30 the bregma. At these coordinates, a guide cannula was positioned at the outer edge of the dura through the drilled opening, lowered perpendicularly to a depth of 2.5 mm, and permanently secured with dental cement to bone screws. Following the surgery, rats were given ampicillin (40 mg/kg, ip) and individually housed in modified cages. A
35 recovery period of approximately 3 to 7 days was allowed before the microdialysis procedure was undertaken.

Microdialysis: All of the equipment and instrumentation used to conduct in vivo microdialysis was obtained from Bioanalytical Systems, Inc. (BAS). The microdialysis procedure involved the insertion through the guide cannula of a thin, needle-like perfusable probe
5 (CMA/12,3 mm x 0.5 mm) to a depth of 3 mm in striatum beyond the end of the guide. The probe was connected beforehand with tubing to a microinjection pump (CMA-/100). Rats were collared, tethered, and, following probe insertion, were placed in a large, clear, plexiglass bowl with litter material and access to food and water. The probe was perfused
10 at 2 μ l/min with Ringer's buffer (NaCl 147 mM; KCl 3.0 mM; CaCl₂ 1.2 mM; MgCl₂ 1.0 mM) containing 5.5 mM glucose, 0.2 mM L-ascorbate, and 1 μ M neostigmine bromide at pH 7.4). To achieve stable baseline readings, microdialysis was allowed to proceed for 90 minutes prior to the collection of fractions. Fractions (20 μ l) were obtained at 10 minute intervals over a
15 3 hour period using a refrigerated collector (CMA/170 or 200). Four to five baseline fractions were collected, following which the drug or combination of drugs to be tested was administered to the animal. Upon completion of the collection, each rat was autopsied to determine accuracy of probe placement.

20 **Acetylcholine (ACh) analysis:** The concentration of ACh in collected samples of microdialysate was determined using HPLC/electrochemical detection. Samples were auto-injected (Waters 712 Refrigerated Sample Processor) onto a polymeric analytical HPLC column (BAS, MF-6150) and eluted with 50 mM Na₂HPO₄, pH 8.5. To
25 prevent bacterial growth, Kathon CG reagent (0.005%) (BAS) was included in the mobile phase. Eluent from the analytical column, containing separated ACh and choline, was then immediately passed through an immobilized enzyme reactor cartridge (BAS, MF-6151) coupled to the column outlet. The reactor contained both
30 acetylcholinesterase and choline oxidase covalently bound to a polymeric backbone. The action of these enzymes on ACh and choline resulted in stoichiometric yields of hydrogen peroxide, which was electrochemically detected using a Waters 460 detector equipped with a platinum electrode at a working potential of 500 mvolts. Data acquisition was carried out
35 using an IBM Model 70 computer equipped with a microchannel IEEE board. Integration and quantification of peaks were accomplished using "Maxima" chromatography software (Waters Corporation). Total run time per sample was 11 minutes at a flow rate of 1 ml/min. Retention times for

acetylcholine and choline were 6.5 and 7.8 minutes, respectively. To monitor and correct for possible changes in detector sensitivity during chromatography, ACh standards were included at the beginning, middle and end of each sample queue.

5 Increases in ACh levels are consistent with presynaptic m2 receptor antagonism.

 In general, compounds in accordance with formula I were tested with the following ranges of results:

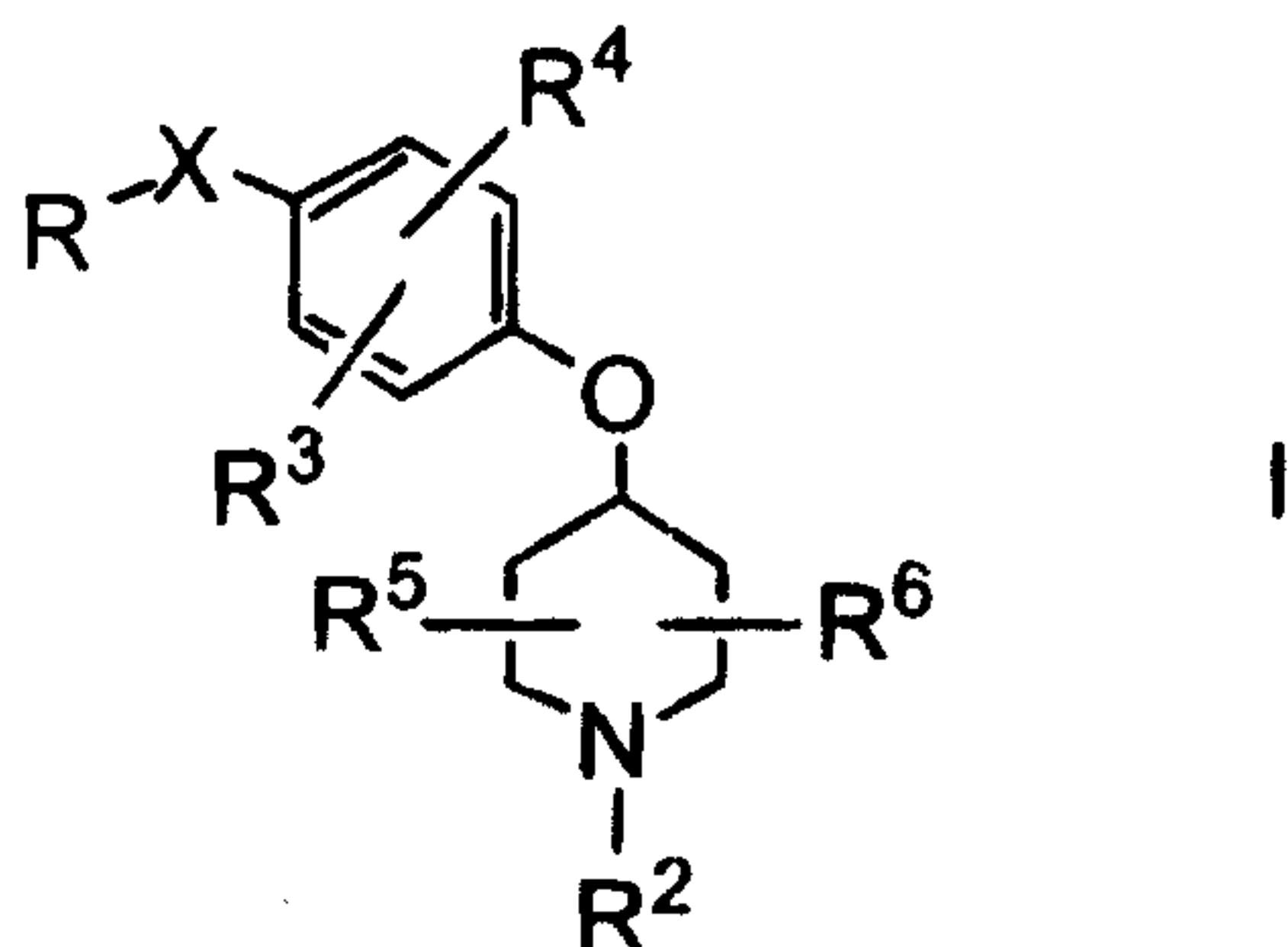
 K_i binding to m1 receptor, nM: 7.29 to 999.20.
10 K_i binding to m2 receptor, nM: 0.23 to 167.90.
 K_i binding to m3 receptor, nM: 8 to 607.50.
 K_i binding to m4 receptor, nM: 1.78 to 353.66.

 Compounds of formula I in combination with an ACh' ase inhibitor have an effect on ACh release. The present invention therefore
15 also relates to administering a compound of formula I in combination with any other ACh' ase inhibitor including, but not limited to, E-2020 (available from Eisai Pharmaceutical) and heptylphysostigmine.

- 25 -

CLAIMS

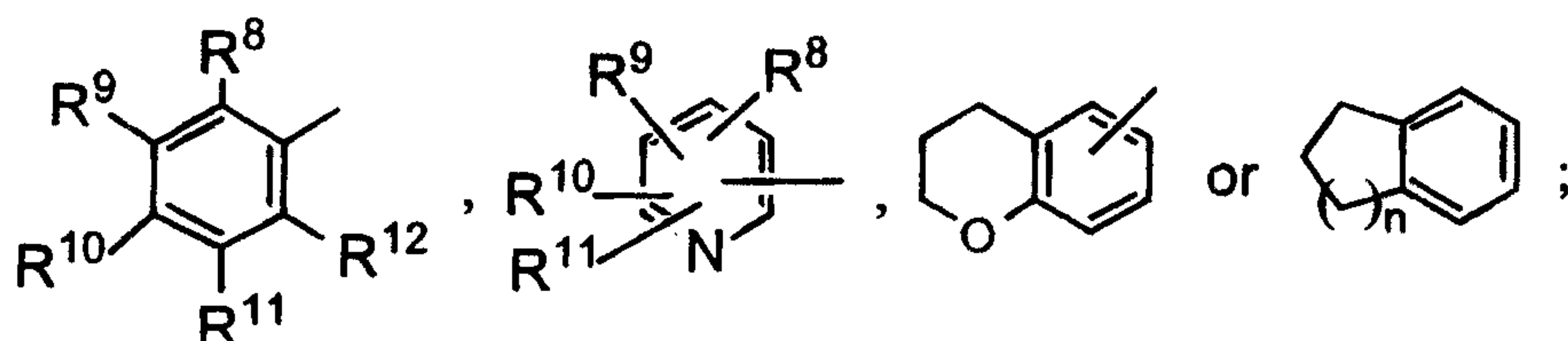
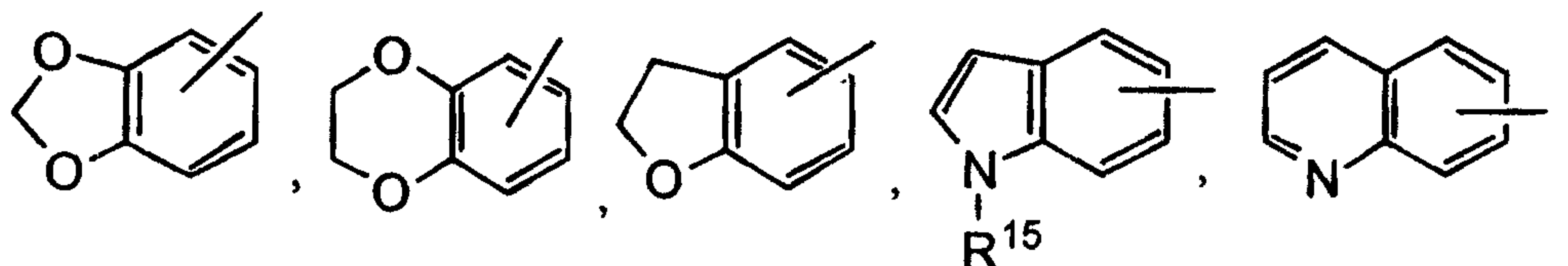
1. A compound having the structural formula



or an isomer, pharmaceutically acceptable salt, ester or solvate thereof, wherein

X is a bond, -O-, -S-, -SO-, -SO₂-, -CO-, -C(OR⁷)₂-, -CH₂-O-, -O-CH₂-, -CH=CH-, -CH₂-, -CH(C₁-C₆ alkyl)-, -C(C₁-C₆ alkyl)₂-, -CONR¹⁷-, -NR¹⁷CO-, -O-C(O)NR¹⁷-, -NR¹⁷C(O)-O-, -SO₂NR¹⁷- or -NR¹⁷SO₂-;

R is C₃-C₆ cycloalkyl,



n is 1, 2 or 3;

R² is C₃-C₇ cycloalkyl or ;

R³ and R⁴ are independently selected from the group consisting of H, halo, -CF₃, C₁-C₆ alkyl, C₁-C₆ alkoxy and -OH;

R⁵ and R⁶ are independently selected from the group consisting of H, C₁-C₆ alkyl, -CF₃, C₁-C₆ alkoxy, -OH, C₁-C₆ alkylcarbonyl, C₁-C₆ alkoxy carbonyl, R¹³CONH-, (R¹³)₂NCO-, R¹³OCONH-, R¹³NHCONH- and NH₂CONR¹³-;

R⁷ is independently selected from the group consisting of C₁-C₆ alkyl; or the two R⁷ groups may be joined to form -(C(R¹⁴)₂)_p- wherein p is an integer from 2 to 4;

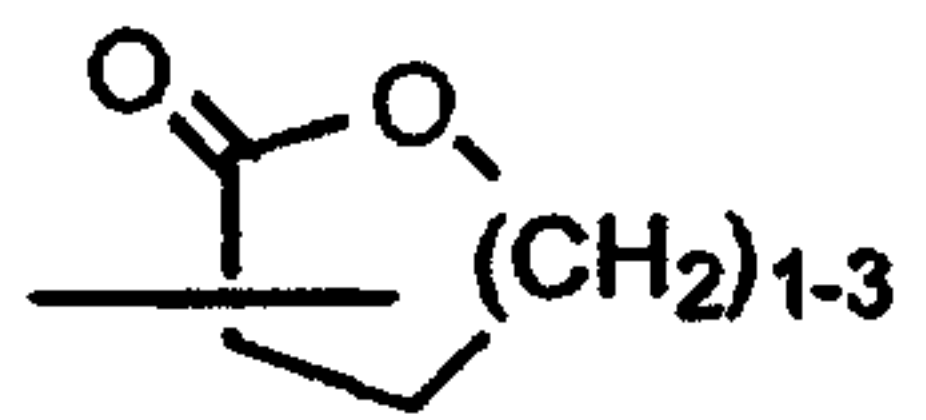
- 26 -

R^8 , R^9 , R^{10} , R^{11} and R^{12} are independently selected from the group consisting of H, halo, C_1 - C_6 alkyl, C_1 - C_6 alkoxy, benzyloxy, benzyloxy substituted by $-NO_2$ or $-N(R^{14})$, halo C_1 - C_6 alkyl, polyhalo C_1 - C_6 alkyl, $-NO_2$, $-CN$, $-SO_2$, $-OH$, $-NH_2$, $-N(R^{14})_2$, $-CHO$, polyhalo C_1 - C_6 alkoxy, $(C_1$ - C_4 alkyl) $_3Si$ -, $(C_1$ - C_6 alkyl) SO_{0-2} , arylsulfonyl, heteroaryl-sulfonyl, $(C_1$ - C_6 alkoxy)CO-, $-OCON(R^{14})_2$, $-NHCOO-(C_1$ - C_6)alkyl, $-NHCO-(C_1$ - C_6 alkyl), phenyl, hydroxy(C_1 - C_6 alkyl) and morpholino;

R^{13} is independently selected from the group consisting of H, C_1 - C_6 alkyl, C_3 - C_6 cycloalkyl, $-(C_1$ - C_6 alkyl)COOR¹⁵, aryl, heteroaryl, $-(C_1$ - C_6 alkyl)aryl, $-(C_1$ - C_6 alkyl)heteroaryl and adamantyl;

R^{14} is independently selected from the group consisting of H and C_1 - C_6 alkyl;

R^{15} is independently selected from the group consisting of H, C_1 - C_{20} alkyl, C_3 - C_6 cycloalkyl, aryl substituted by 1 to 3 groups independently selected from R^3 and heteroaryl substituted by 1 to 3 groups independently selected from R^3 ;

R^{16} is H, C_1 - C_6 alkyl, $-COR^{20}$, C_1 - C_6 alkoxy carbonyl, $-CON(R^{14})_2$, $-CONH(R^3$ -aryl), $-SO_{1-2}-R^{15}$, $-SO_{1-2}-(CH_2)_m-R^{21}$, $-SON(R^{14})_2$, $-COSR^{14}$ or  ;

R^{17} is H, C_1 - C_6 alkyl, aryl or heteroaryl;

R^{19} is H, $-OH$, C_1 - C_{20} alkyl, C_3 - C_6 cycloalkyl, aryl substituted by 1 to 3 groups independently selected from R^3 or heteroaryl substituted by 1 to 3 groups independently selected from R^3 ;

R^{20} is H, C_1 - C_{20} alkyl, C_1 - C_6 alkoxy(C_1 - C_6)alkyl, C_3 - C_6 cycloalkyl, aryl, aryl(C_1 - C_6 alkyl)-, aryloxy, aryloxy(C_1 - C_6 alkyl)-, tetrahydrofuranyl, quinolyl or heteroaryl, wherein the aryl or heteroaryl group is substituted by 1 to 3 groups independently selected from R^3 ;

m is 0 to 3; and

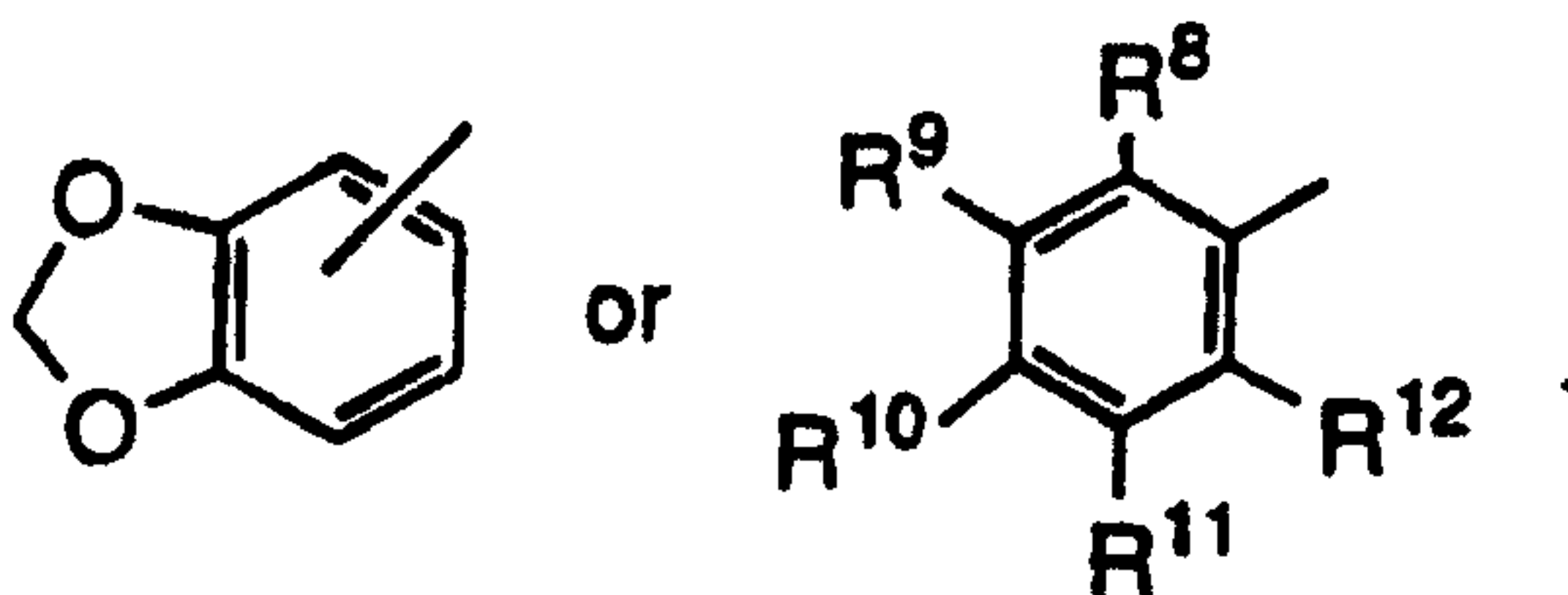
R^{21} is C_7 - C_{10} bridged cycloalkyl or C_7 - C_{10} bridged cycloalkyl wherein the cycloalkyl portion is substituted by 1 or 2 substituents selected from the group consisting of C_1 - C_6 alkyl and $=O$;

wherein aryl represents optionally substituted phenyl or optionally substituted naphthyl, wherein the substituents are 1 to 3 groups as defined in R^8 ; and heteroaryl represents optionally substituted heteroaryl groups wherein the substituents are 1 to 3 groups as defined in R^8 , and the heteroaryl group is pyridinyl, pyrimidinyl, pyrazinyl, pyridazinyl, thiophenyl, furanyl or pyrrolyl.

2. A compound of claim 1 wherein X is $-S-$, $-SO-$, $-SO_2-$ or $-CH_2-$.

-27-

3. A compound of claim 1 or 2 wherein R is



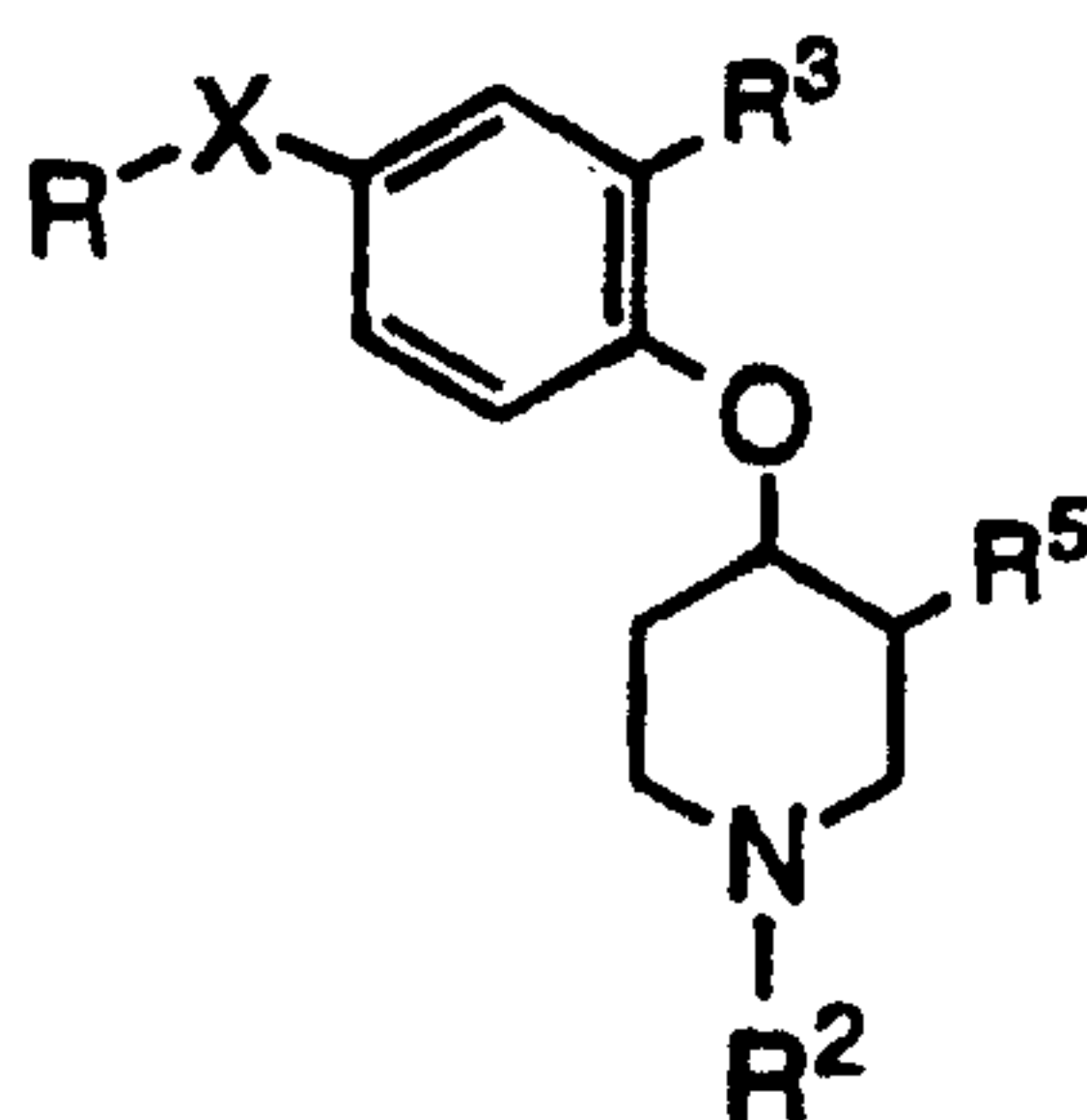
4. A compound of any of claims 1, 2 or 3 wherein R² is cyclohexyl or
- 5 , wherein R¹⁶ is -C(O)-R²⁰, C₁-C₆ alkoxy carbonyl or -SO₂R¹⁵.

5. A compound of claim 1, 2, 3 or 4 wherein R² is

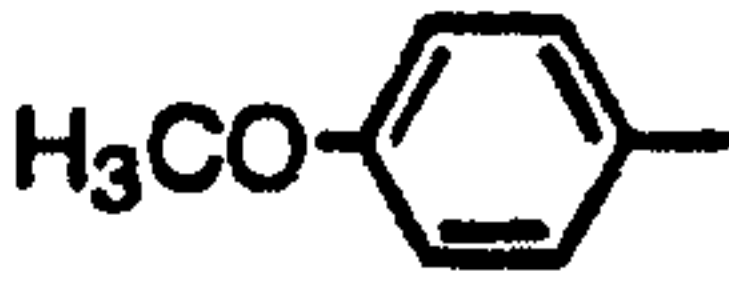
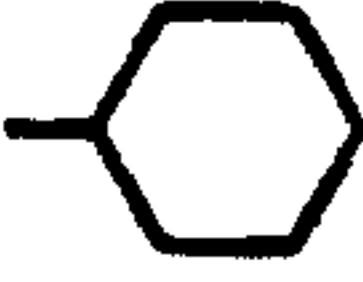
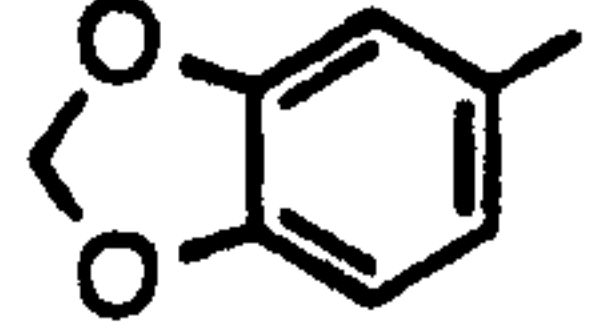
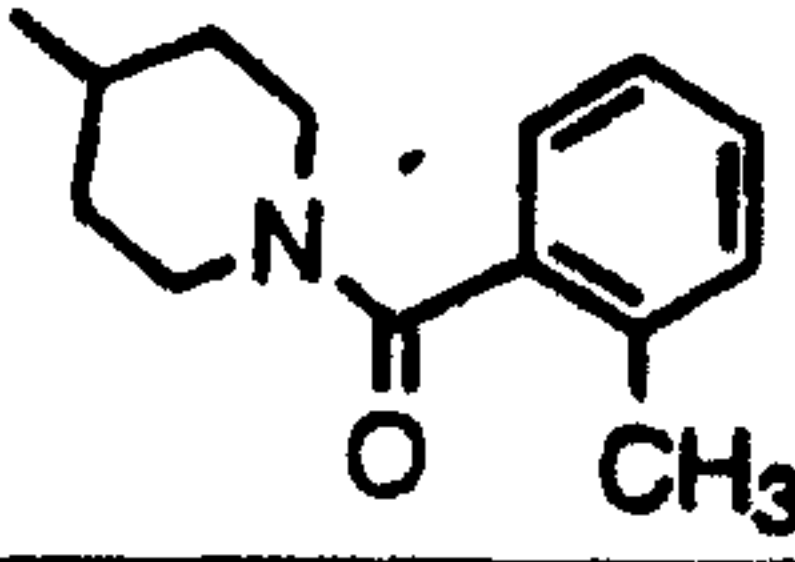
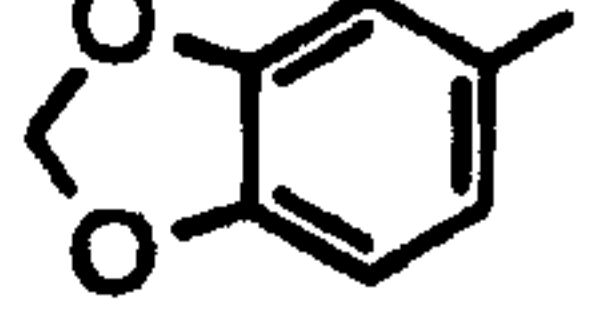
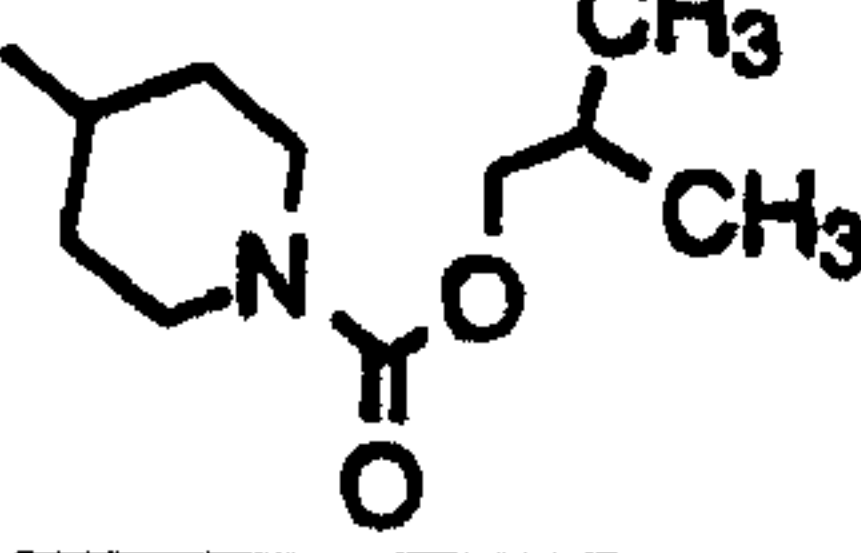


6. A compound of claim 1, 2, 3, 4 or 5 wherein R³, R⁴, R⁵ and R⁶ are independently hydrogen or methyl.

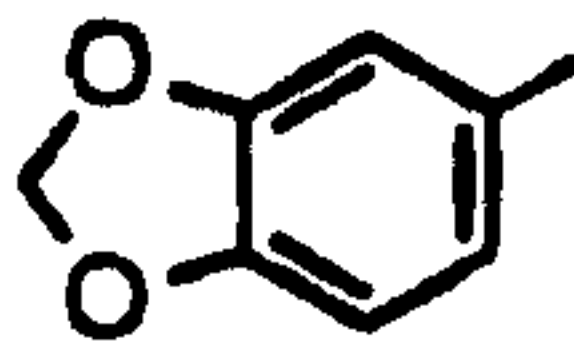
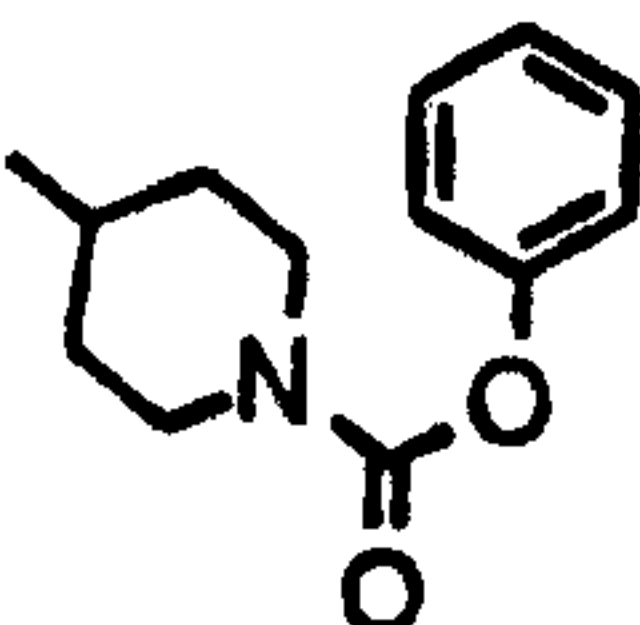
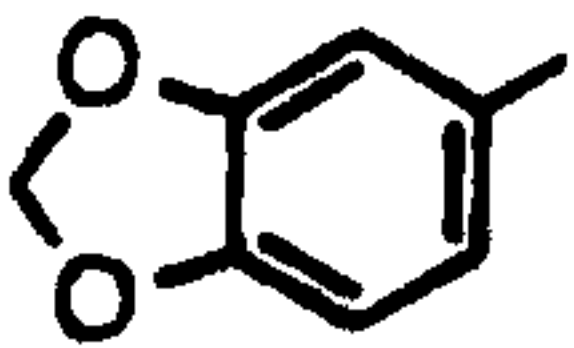

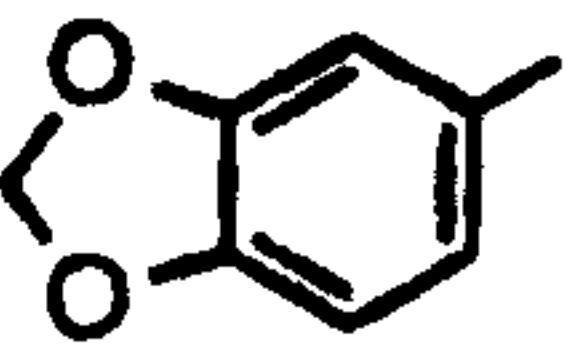

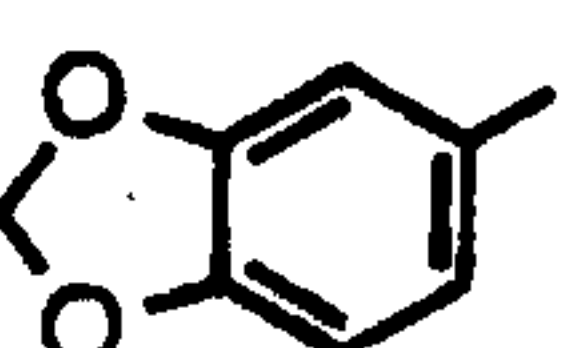
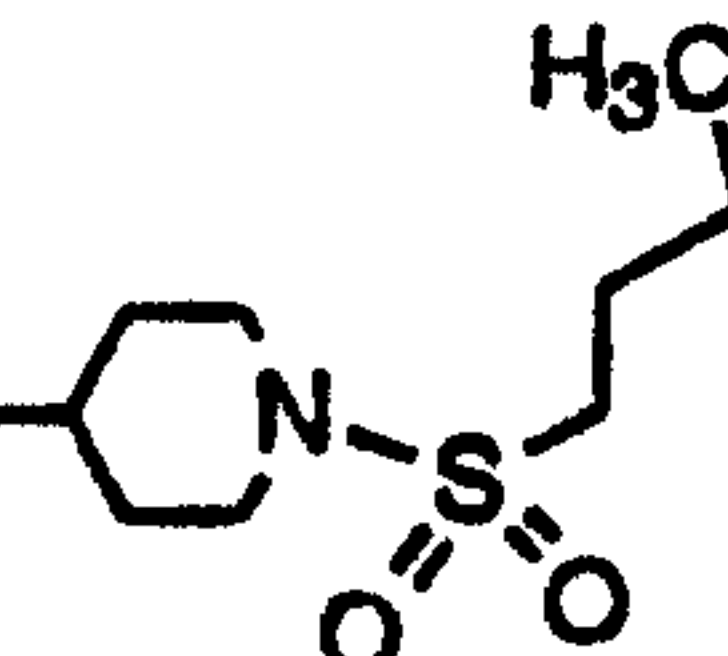
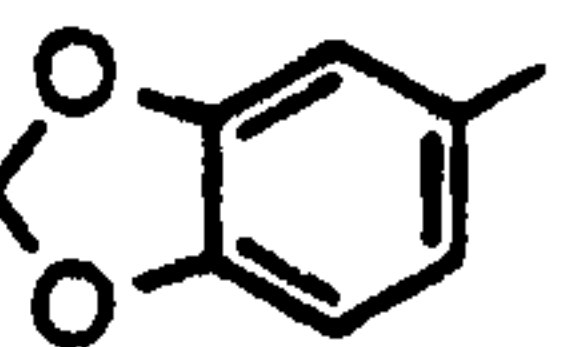
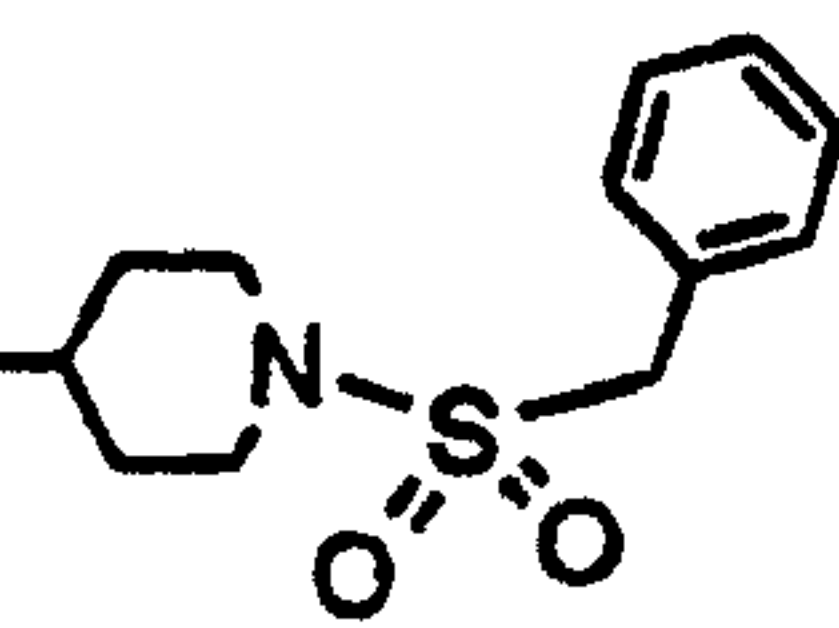
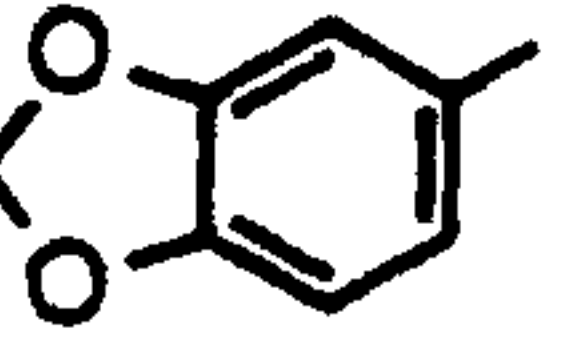
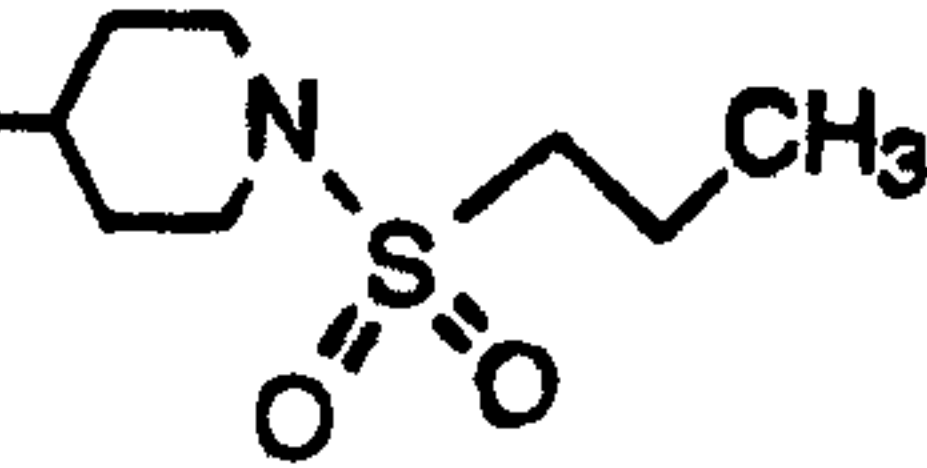
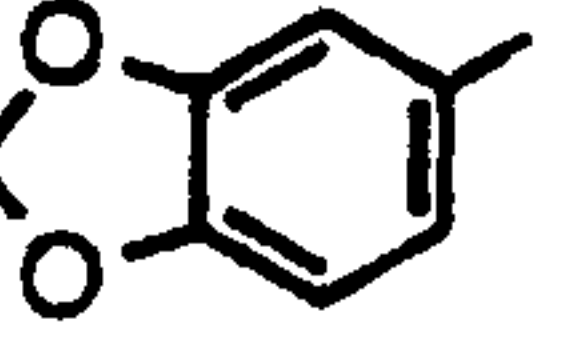
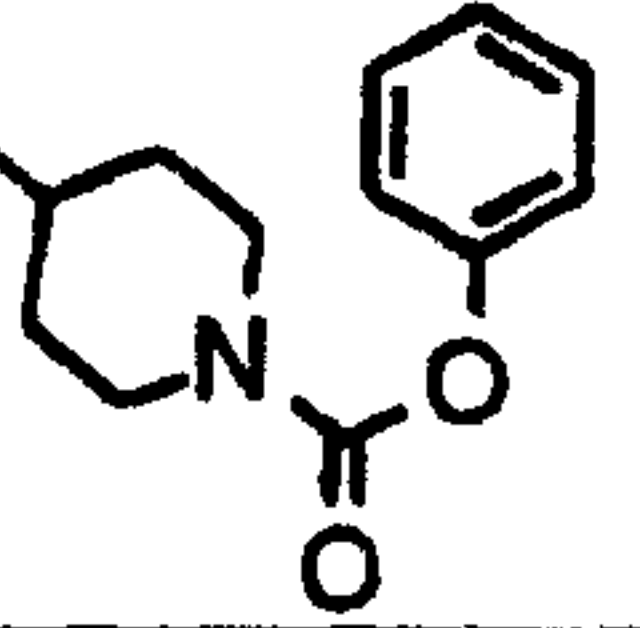
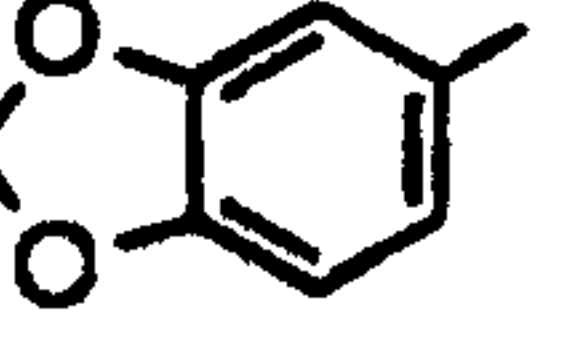
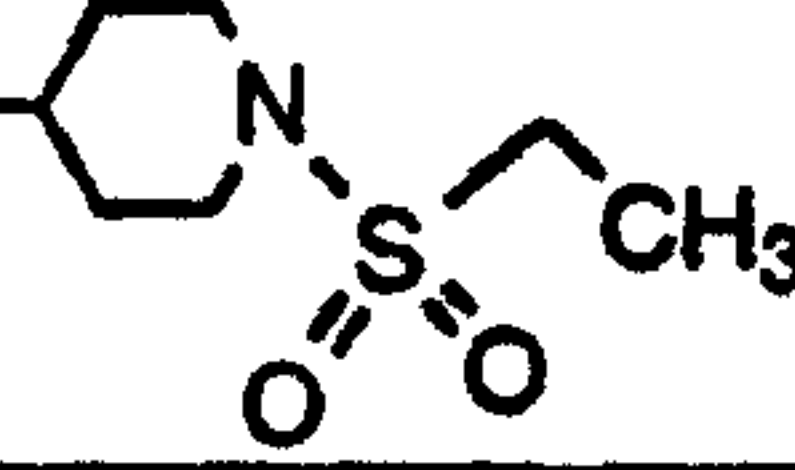
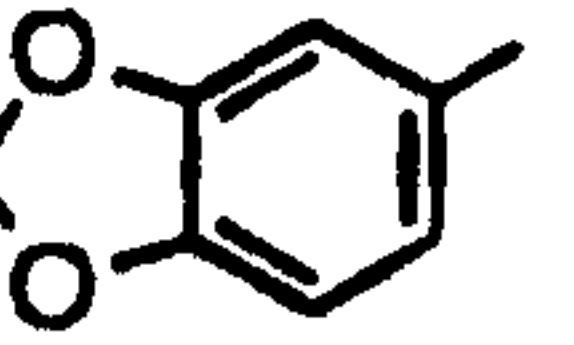
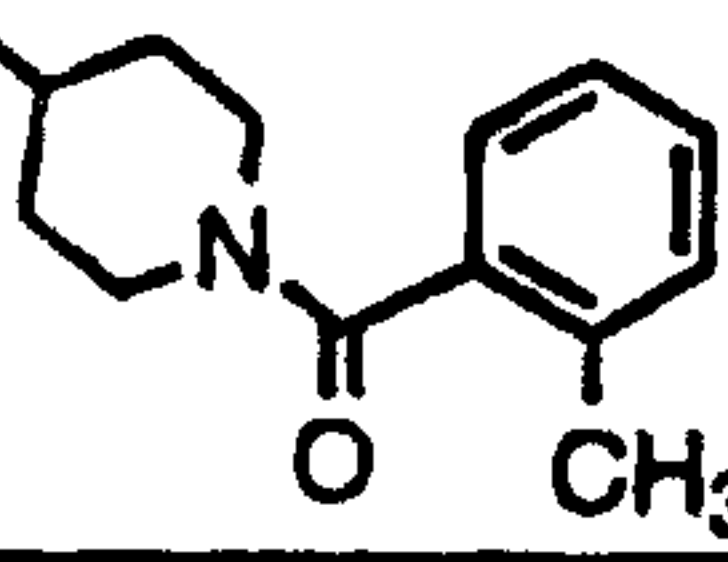
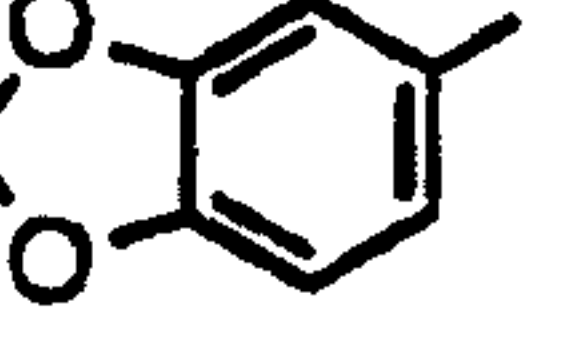
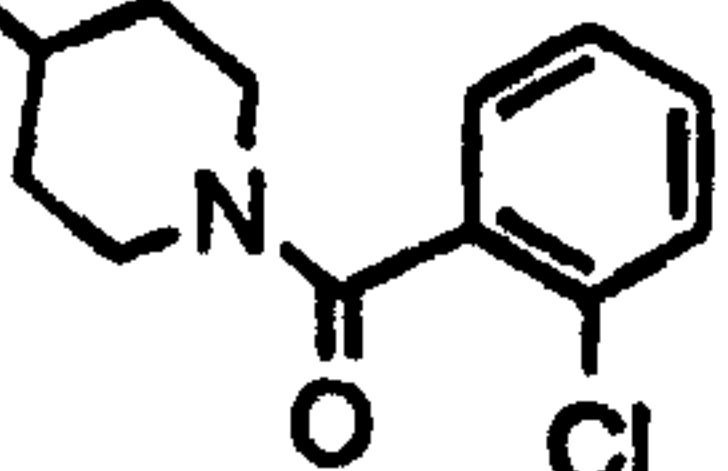
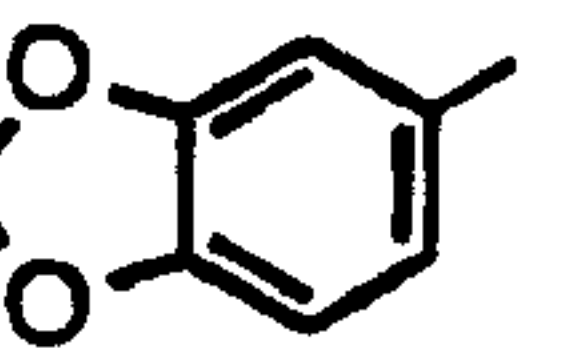
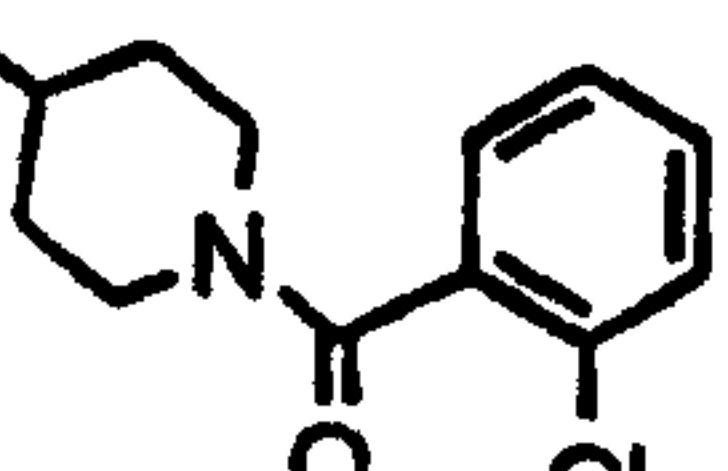
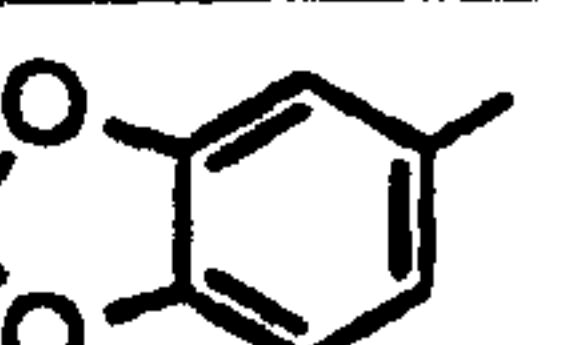
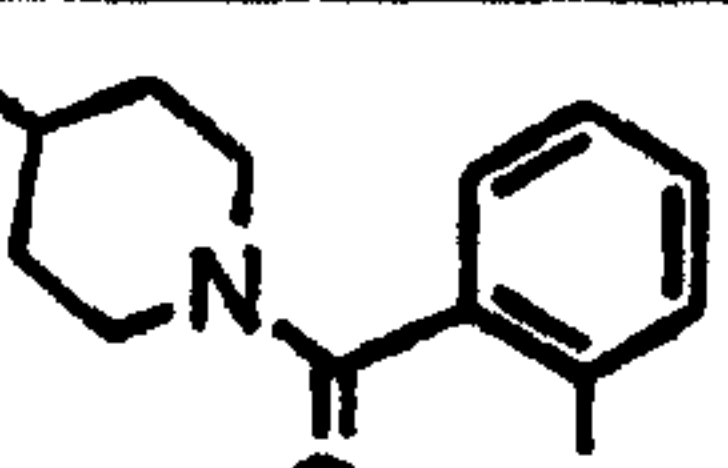
7. A compound represented by the formula:



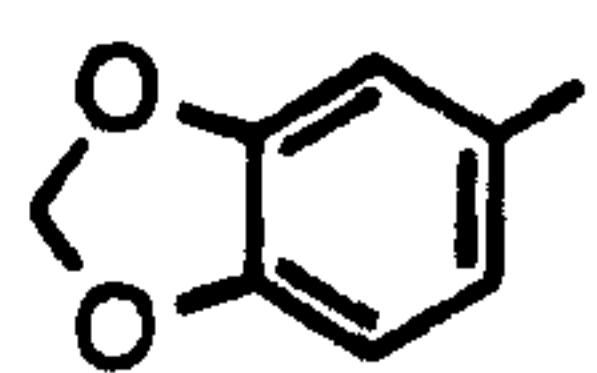
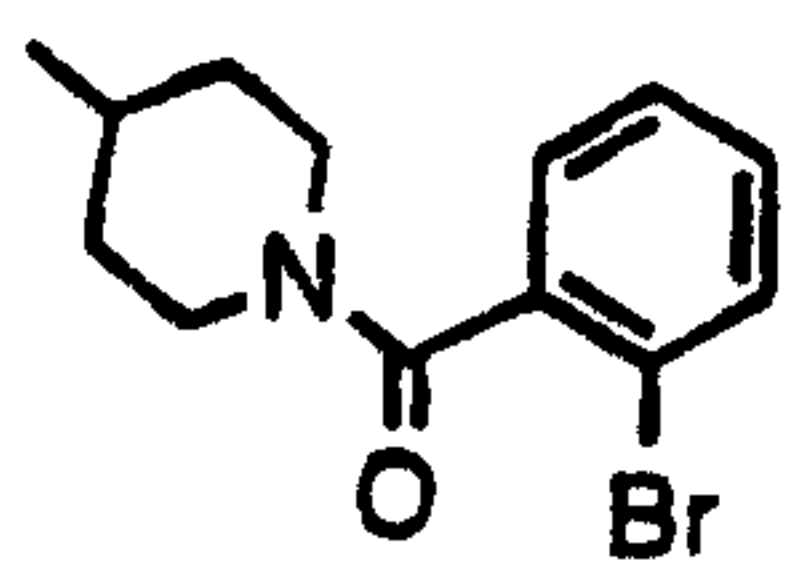
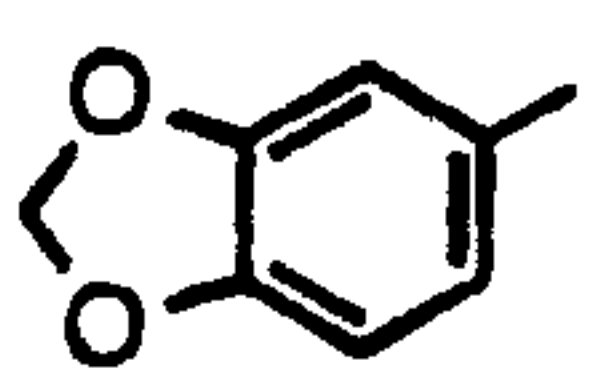
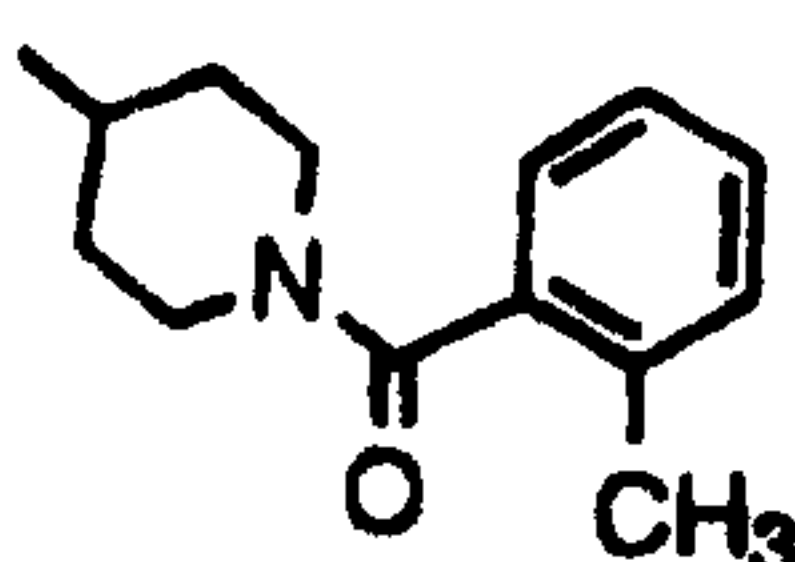
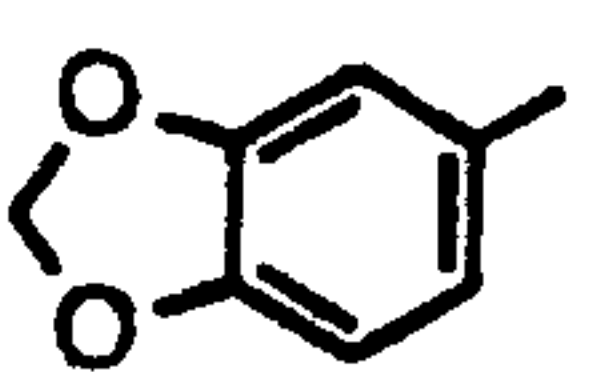
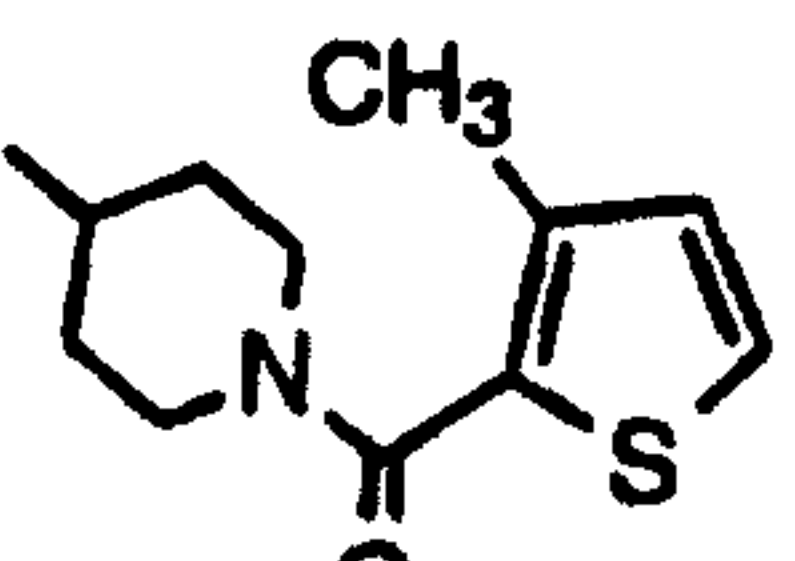
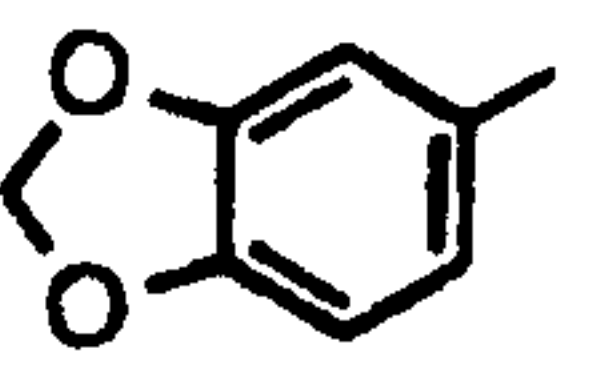
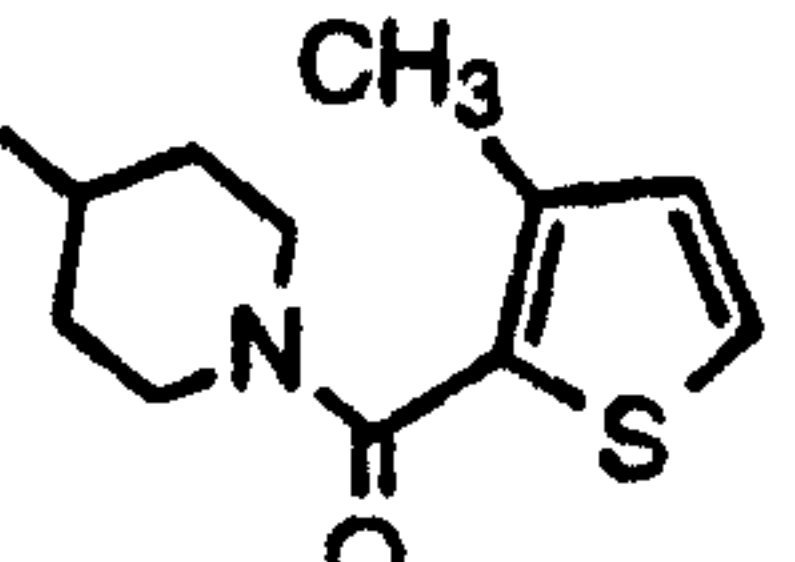
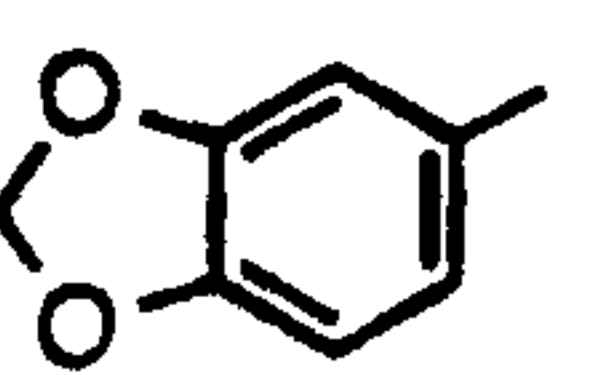
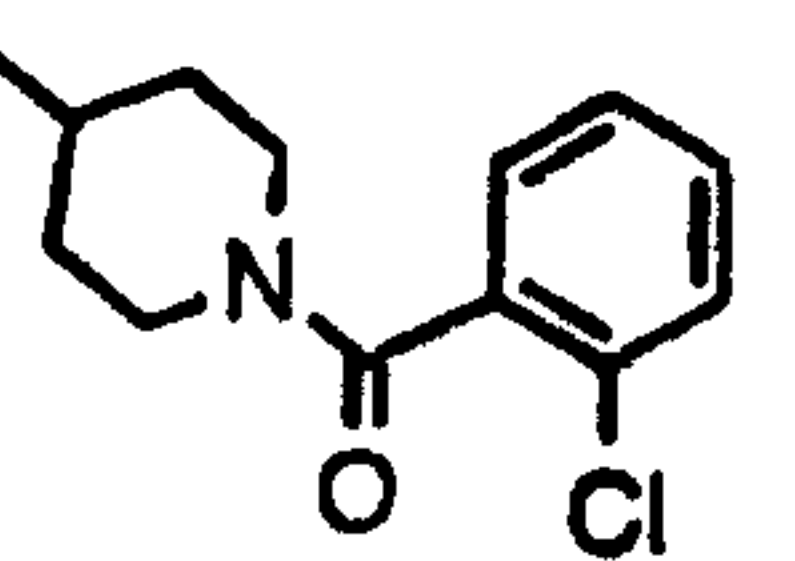
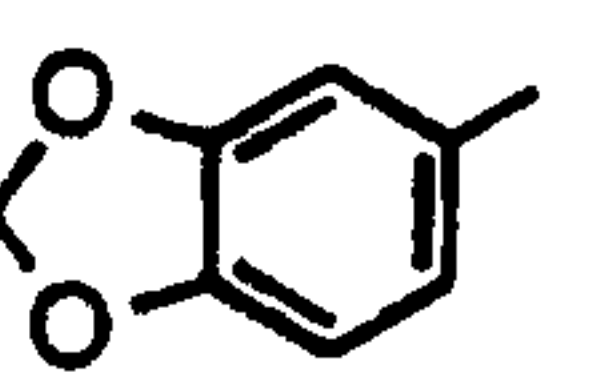
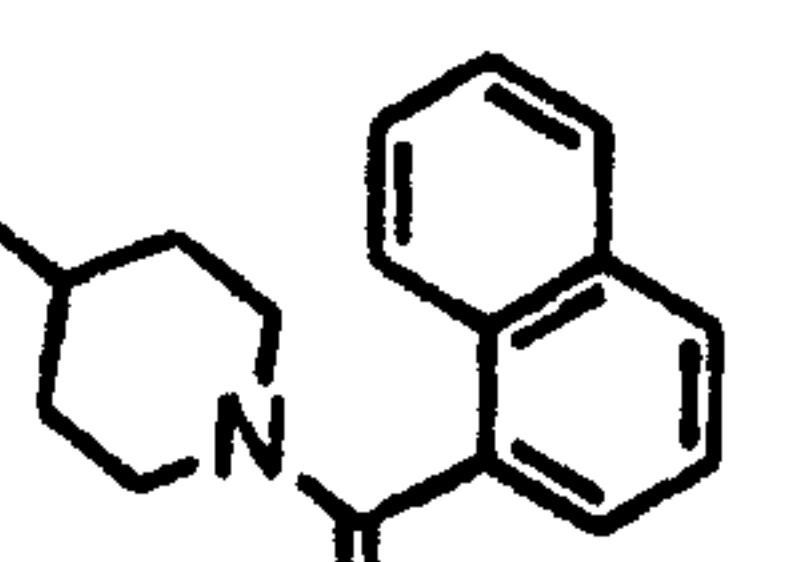
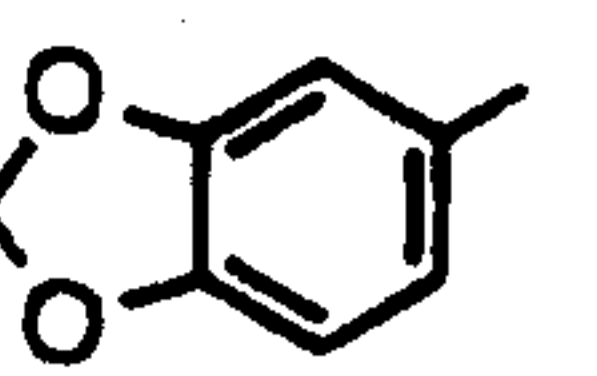
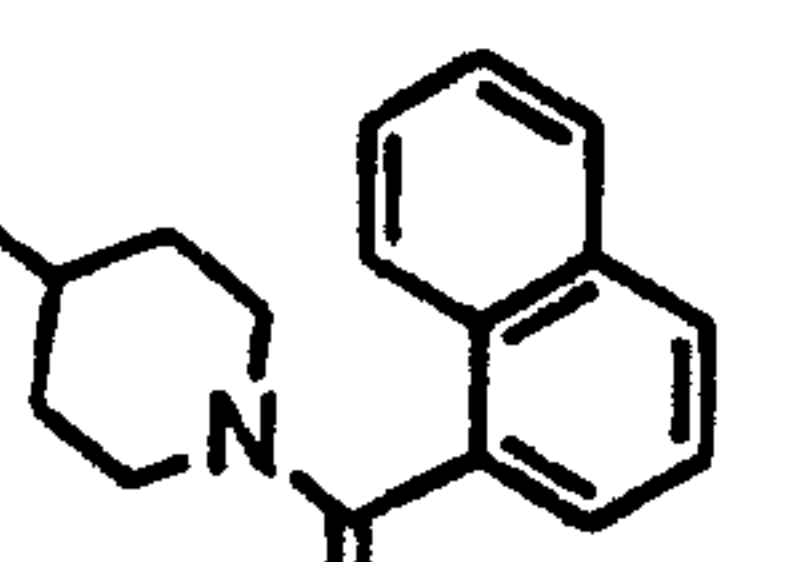
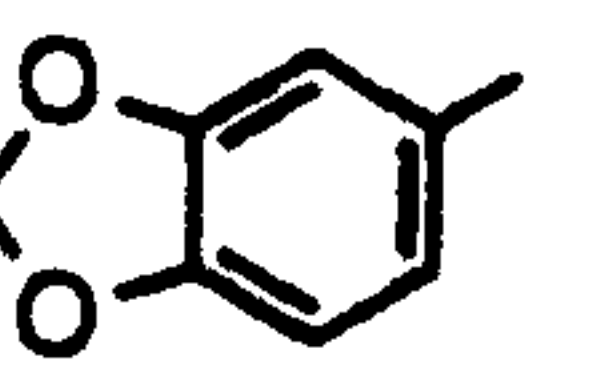
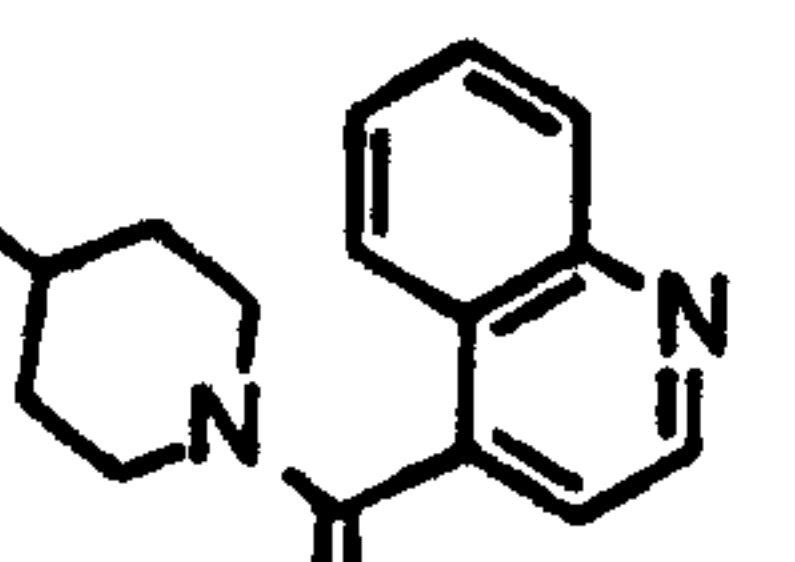
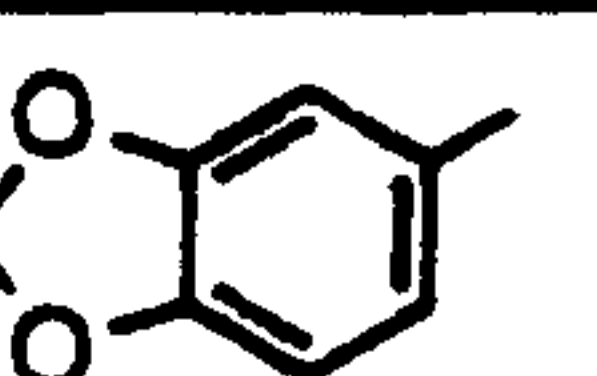
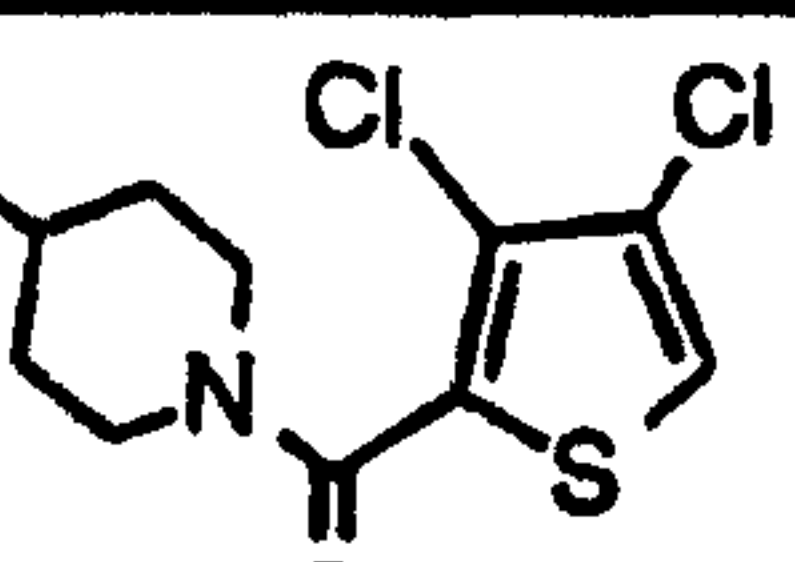
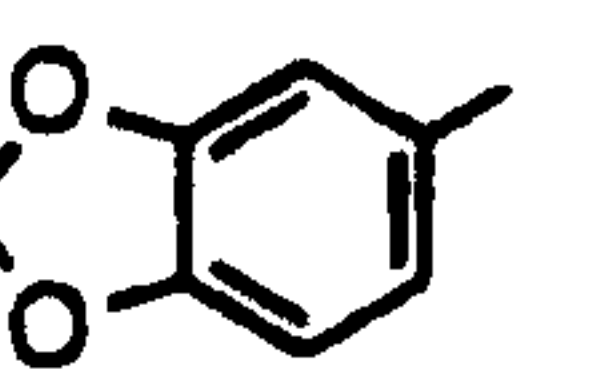
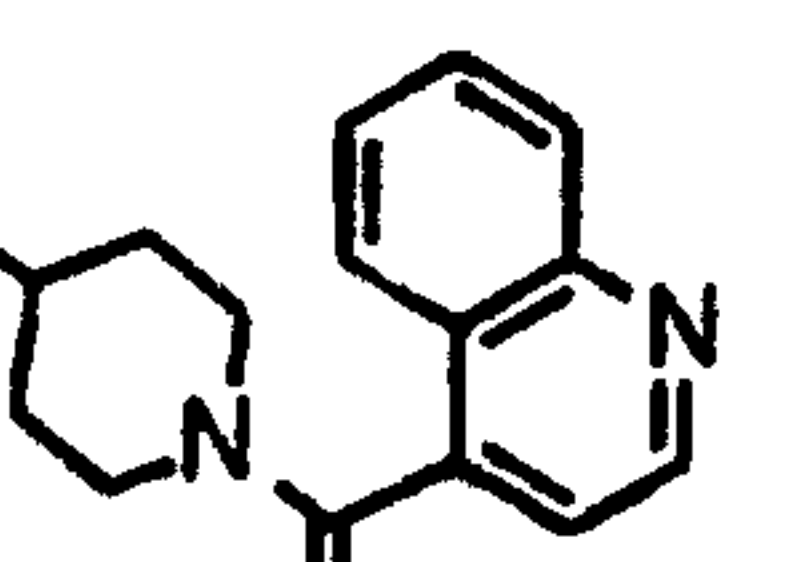
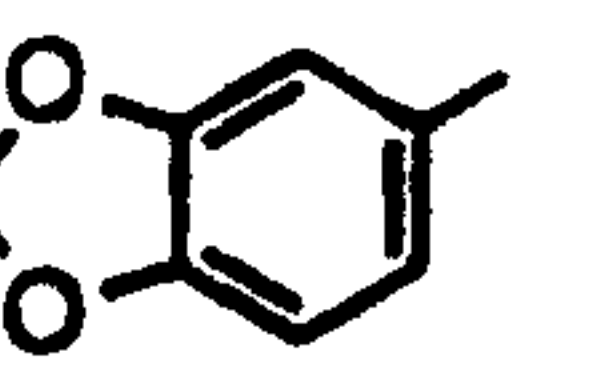
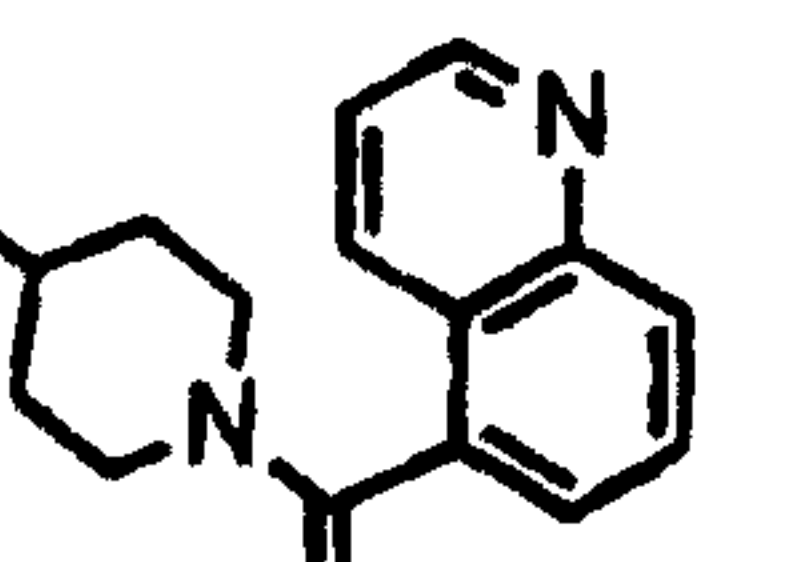
wherein R, X, R², R³ and R⁵ are as defined in the following table

R	X	R ²	R ³	R ⁵
	-SO ₂ -		H	H
	-SO ₂ -		H	H
	-SO ₂ -		H	H

-28-

	-SO ₂ -		H	H
	-SO ₂ -		H	H
	-SO ₂ -		H	H
	-SO ₂ -		H	H
	-SO ₂ -		H	H
	-SO ₂ -		-CH ₃	H
	-SO ₂ -		-CH ₃	H
	-SO ₂ -		-CH ₃	H
	-SO ₂ -		-CH ₃	H
	-SO ₂ -		H	-CH ₃
	-SO ₂ -		H	-CH ₃
	-SO ₂ -		H	H

-29-

	-SO ₂ -		H	H
	-CH ₂ -		H	H
	-SO ₂ -		-CH ₃	H
	-SO ₂ -		H	H
	-SO ₂ -		-CH ₃	H
	-SO ₂ -		H	H
	-SO ₂ -		-CH ₃	H
	-SO ₂ -		H	H
	-SO ₂ -		H	H
	-SO ₂ -		-CH ₃	H
	-SO ₂ -		-CH ₃	H

- 30 -

or an isomer, pharmaceutically acceptable salt, ester or solvate thereof.

8. A pharmaceutical composition comprising a compound as defined in anyone of claims 1 to 7, or an isomer, pharmaceutically acceptable salt, ester or solvate thereof, alone or in combination with an acetylcholinesterase inhibitor, in combination with a pharmaceutically acceptable carrier.

9. The use of a compound of any one of claims 1 to 7, or an isomer, pharmaceutically acceptable salt, ester or solvate thereof, alone or in combination with an acetylcholinesterase inhibitor, for the preparation of a muscarinic antagonist medicament for treating a cognitive or neurodegenerative disease.

10. A process for preparing a pharmaceutical composition as defined in claim 9 comprising admixing a compound of any one of claims 1 to 7, or an isomer, pharmaceutically acceptable salt, ester or solvate thereof, alone or in combination with an acetylcholinesterase inhibitor, with a pharmaceutically acceptable carrier.

11. A kit for treating a cognitive or neurodegenerative disease comprising in separate containers in a single package pharmaceutical compounds for use in combination, in one container a compound in accordance with any one of claims 1 to 7 or an isomer, pharmaceutically acceptable salt, ester or solvate thereof as a muscarinic antagonist, and in a separate container an acetylcholinesterase inhibitor, said compound and inhibitor each being in a pharmaceutically acceptable carrier and their combined quantities being an effective amount.

12. A compound of any of claims 1 to 7, or an isomer, pharmaceutically acceptable salt, ester or solvate thereof, alone or in combination with an acetylcholinesterase inhibitor, for use as a muscarinic antagonist in treating a cognitive or neurodegenerative disease.

