



(12) **United States Design Patent**
Young

(10) **Patent No.:** **US D926,865 S**
(45) **Date of Patent:** **** Aug. 3, 2021**

- (54) **GOGGLES**
- (71) Applicant: **100% SPEEDLAB, LLC**, San Diego, CA (US)
- (72) Inventor: **Michael D. Young**, San Diego, CA (US)
- (73) Assignee: **100% Speedlab, LLC**, San Diego, CA (US)
- (**) Term: **15 Years**
- (21) Appl. No.: **29/739,515**
- (22) Filed: **Jun. 25, 2020**

2013/0014316 A1* 1/2013 Castro A41D 13/1184
2/424
2020/0306088 A1* 10/2020 Young A61F 9/027
2021/0030592 A1* 2/2021 Young A61F 9/025

OTHER PUBLICATIONS

Oakley 57-980 Airbrake MX Goggles, posted at amazon.com, posting date Mar. 2, 2013, [online], [site visited Apr. 28, 2021]. Available from Internet, URL: <https://www.amazon.com/Oakley-Airbrake-Goggles-Matte-White/dp/B00BNKPWRW> (Year: 2013).*
Racecraft 2 Goggle Concordia, posted at 100percent.com, posting date not given, [online], [site visited Apr. 28, 2021]. Available from Internet, URL: <https://www.100percent.com/products/racecraft-2-goggle-concordia> (Year: 2021).*

* cited by examiner

Primary Examiner — George D. Kirschbaum
Assistant Examiner — Maria J. Edwards

(74) *Attorney, Agent, or Firm* — Kolitch Romano LLP

Related U.S. Application Data

- (63) Continuation of application No. 29/719,171, filed on Dec. 31, 2019.
 - (51) **LOC (13) Cl.** **16-06**
 - (52) **U.S. Cl.**
USPC **D16/313**
 - (58) **Field of Classification Search**
USPC D16/300, 309, 311–314, 315, 321, 325
CPC . G02C 5/126; G02C 7/10; G02C 1/02; G02C 7/088
- See application file for complete search history.

(57) **CLAIM**

The ornamental design for goggles, as shown and described.

DESCRIPTION

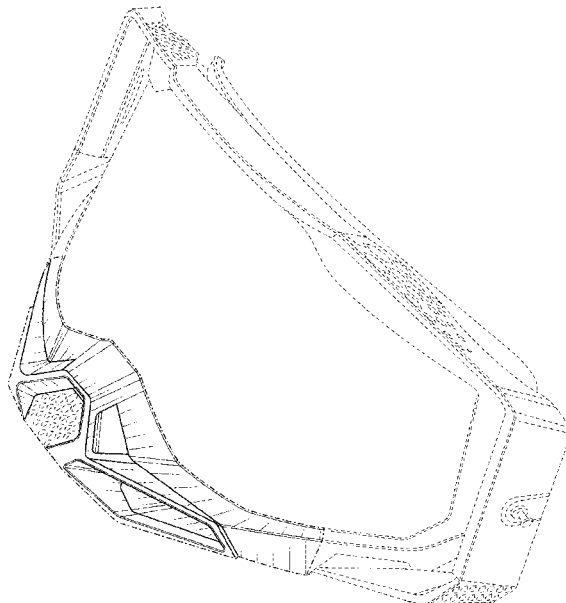
FIG. 1 is a front, left and top perspective view of goggles showing the new design;
FIG. 2 is a rear, right, and bottom perspective view thereof;
FIG. 3 is a front elevational view thereof;
FIG. 4 is a rear elevational view thereof;
FIG. 5 is a top plan view thereof;
FIG. 6 is a bottom plan view thereof;
FIG. 7 is a right side elevational view thereof; and,
FIG. 8 is a left side elevational view thereof.
The dash-dash broken lines in the figures are shown for the purpose of illustrating portions of the goggles that form no part of the claimed design. The dot-dash broken lines define the bounds of the claimed design and form no part thereof.

References Cited

U.S. PATENT DOCUMENTS

D578,562 S *	10/2008	Moritz	D16/312
D640,724 S *	6/2011	Goodman	D16/312
D727,398 S *	4/2015	Blanchard	D16/312
D800,825 S *	10/2017	Frosi	D16/313
9,782,296 B2 *	10/2017	Pengfei	A61F 9/029
D828,866 S *	9/2018	Yoo	D16/313
D862,570 S *	10/2019	Frosi	D16/313
D915,499 S *	4/2021	Young	D16/330

1 Claim, 7 Drawing Sheets



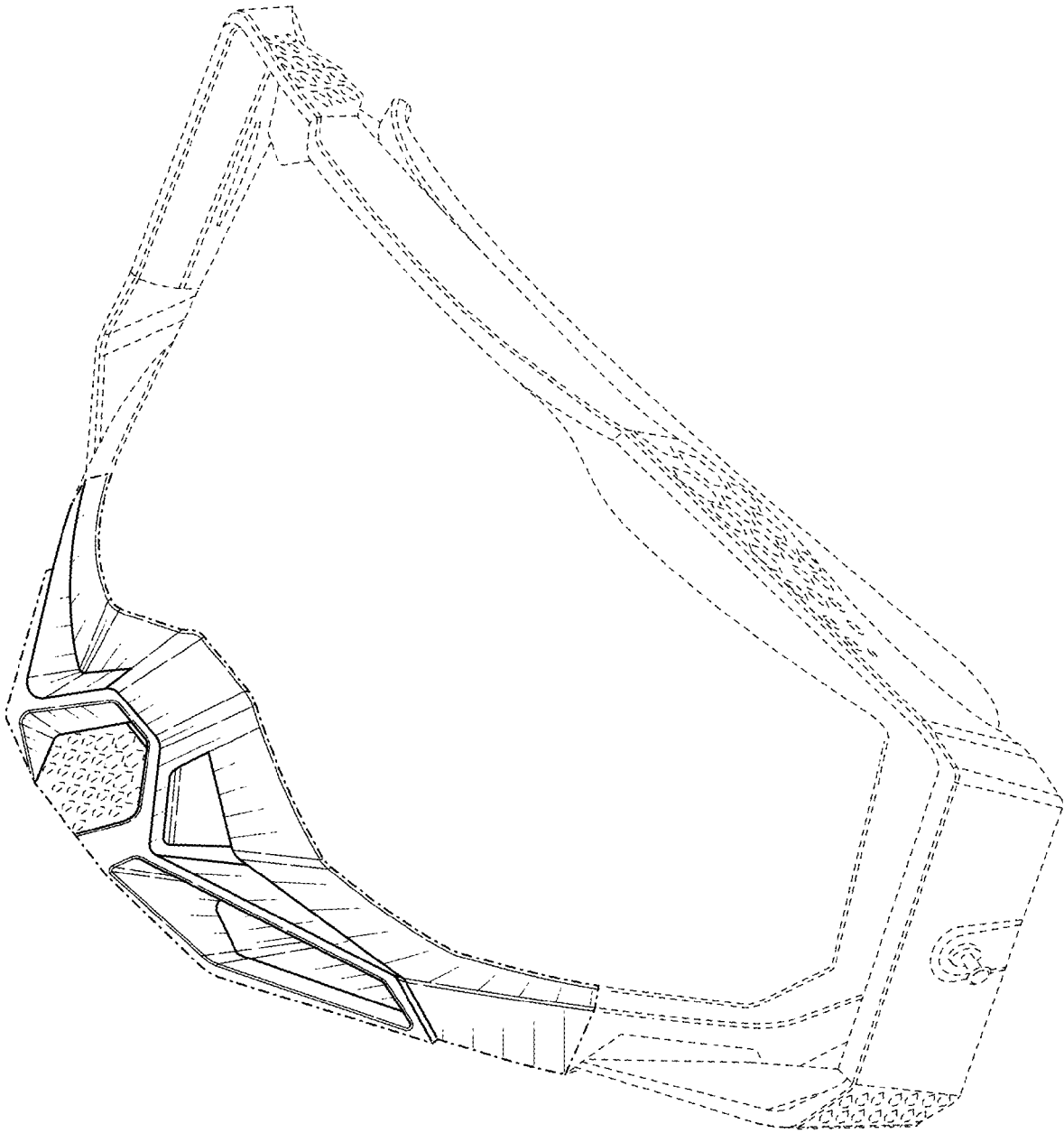


FIG. 1

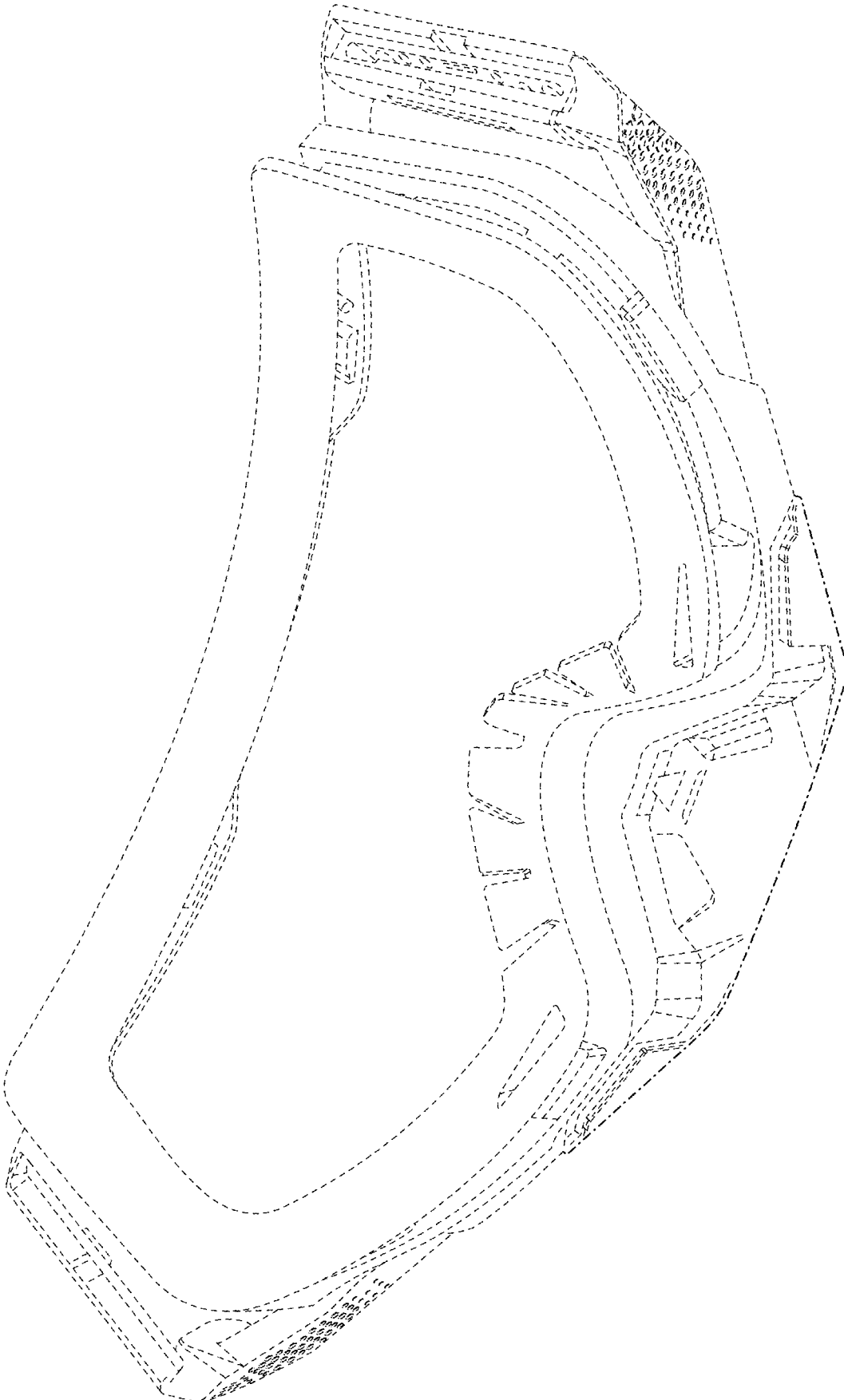


FIG. 2

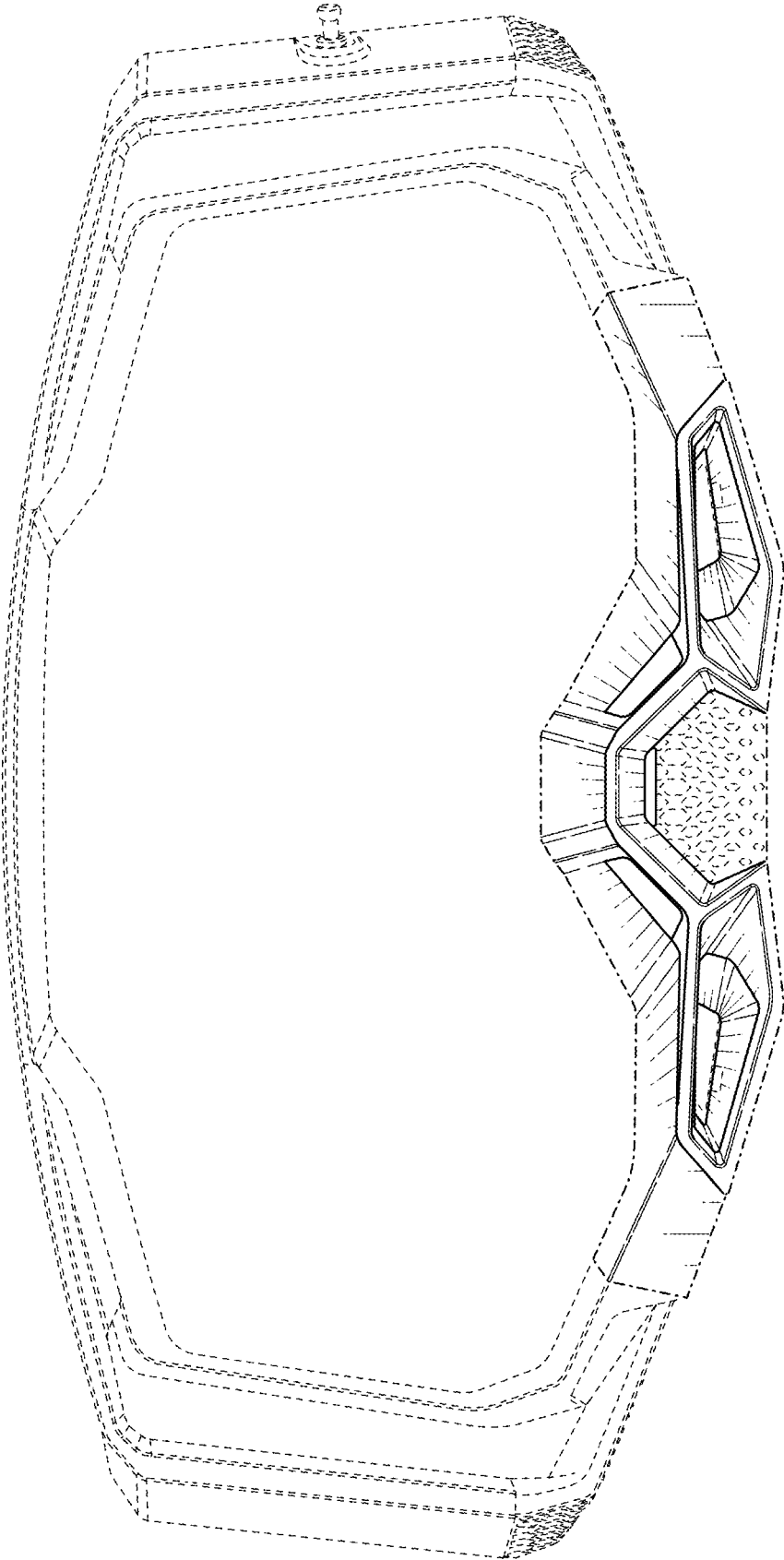


FIG. 3

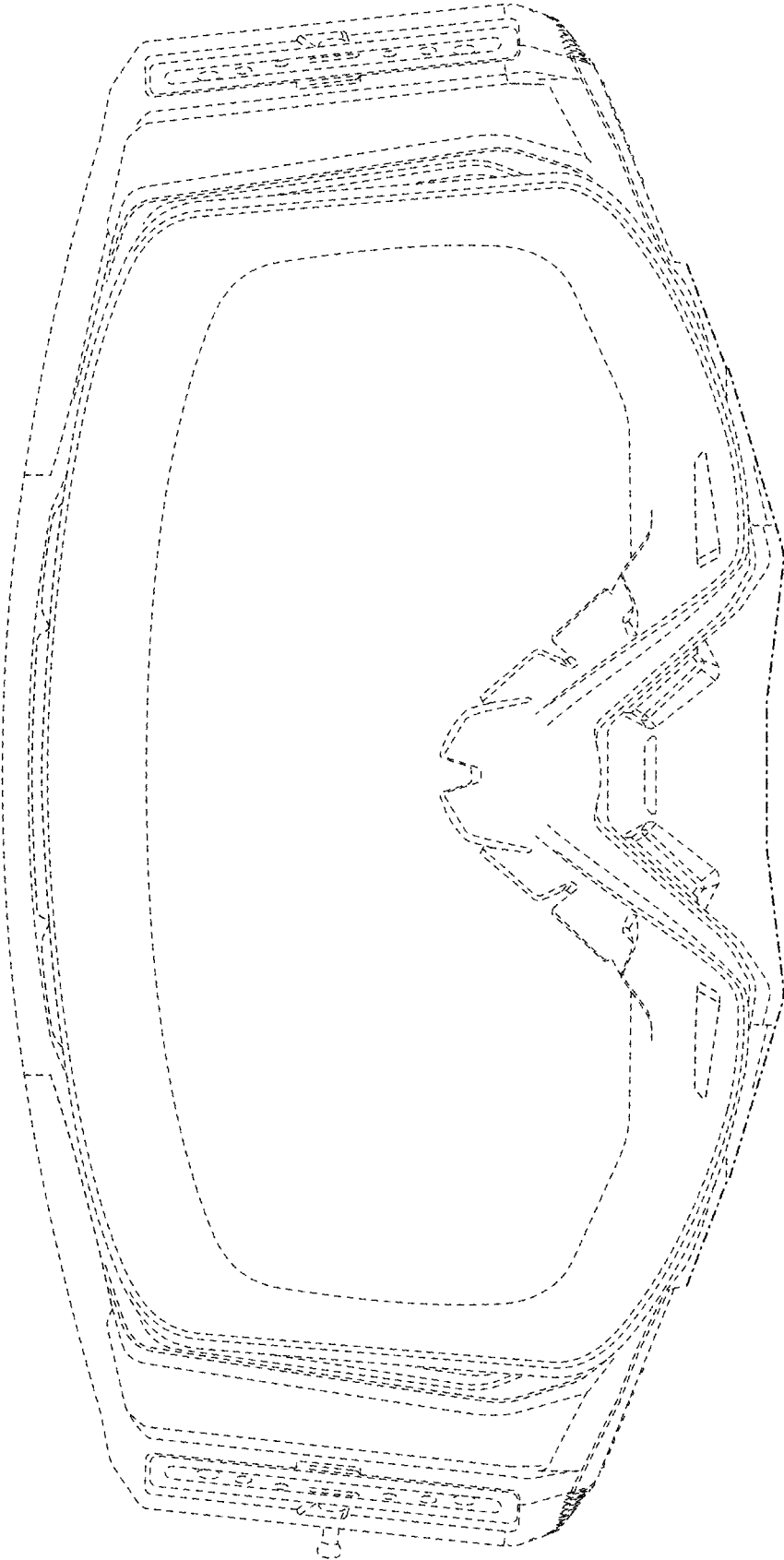


FIG. 4

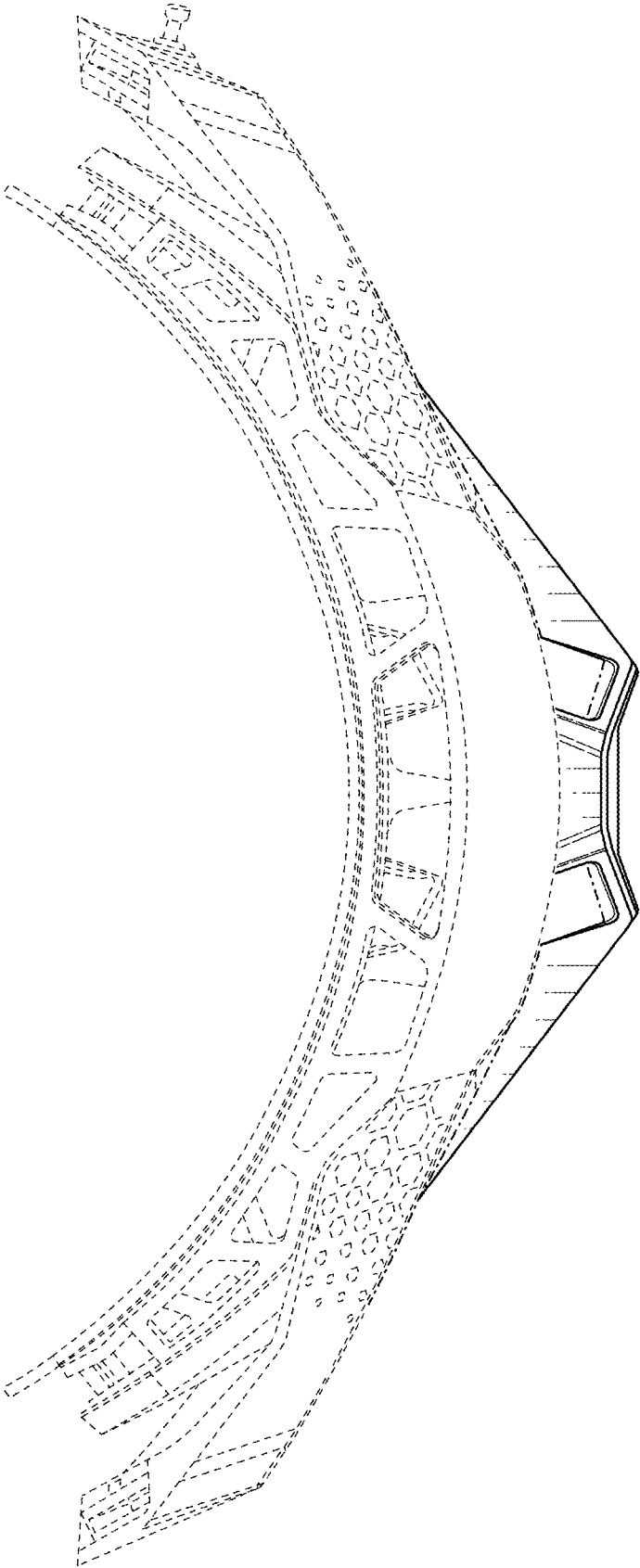


FIG. 5

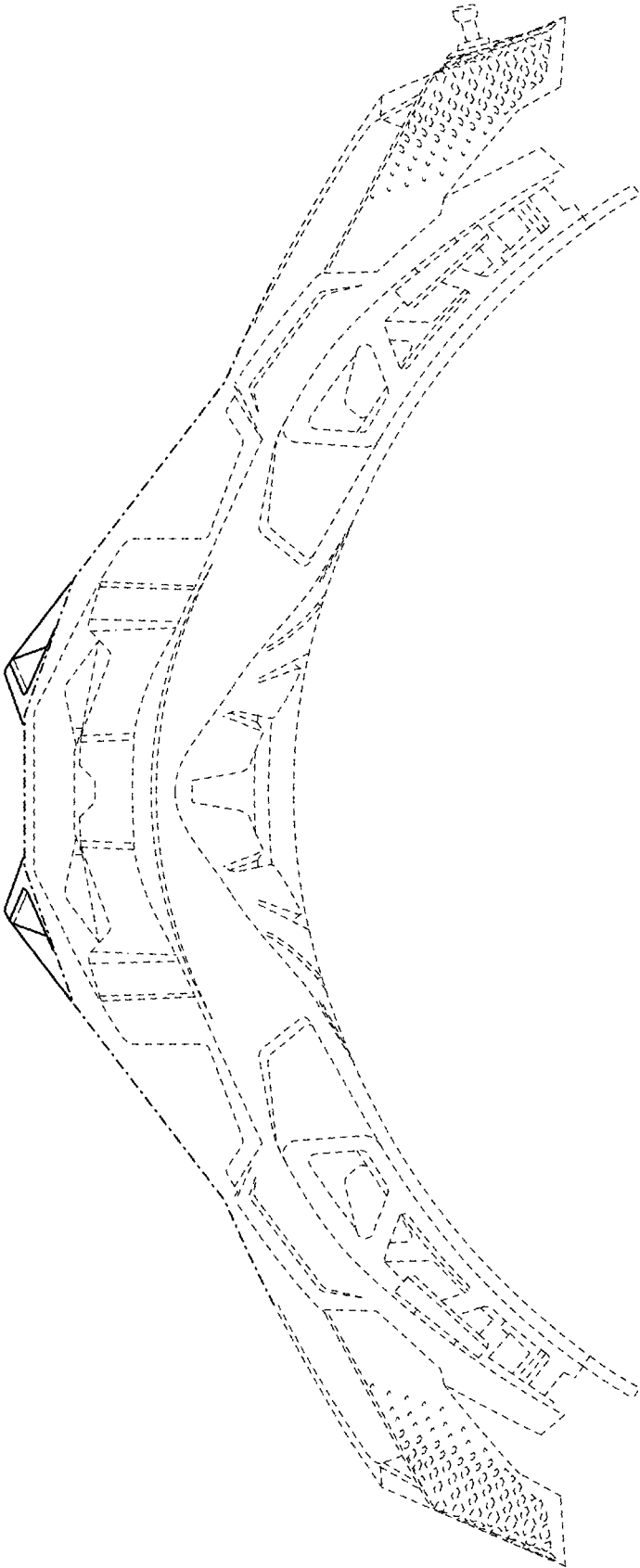


FIG. 6

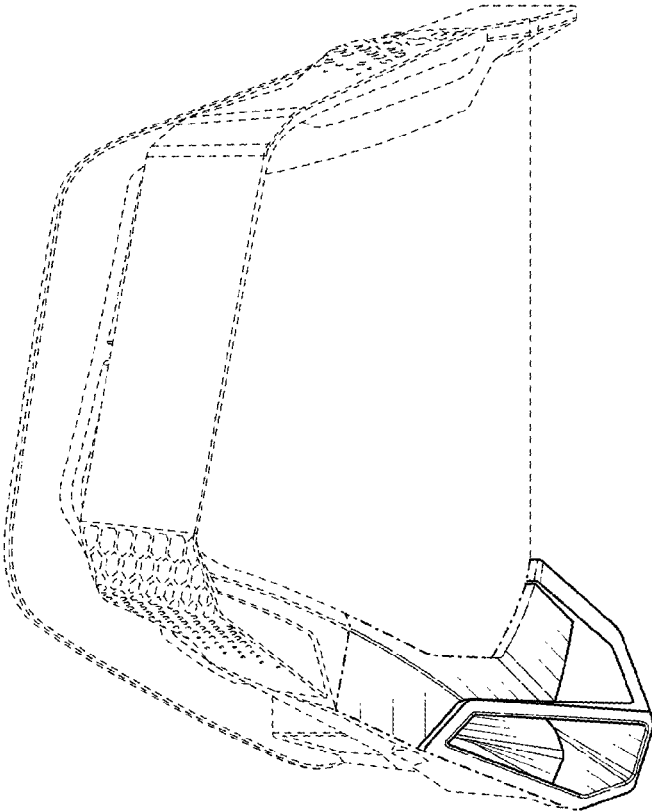


FIG. 7

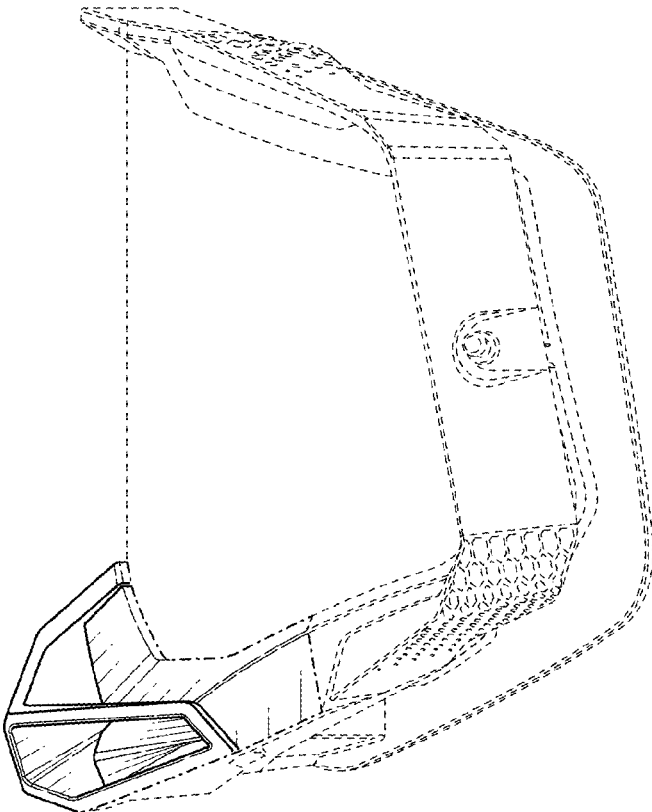


FIG. 8