

(19) World Intellectual Property Organization
International Bureau



(43) International Publication Date
13 July 2006 (13.07.2006)

PCT

(10) International Publication Number
WO 2006/072615 A2

- (51) International Patent Classification: **Not classified**
- (21) International Application Number:
PCT/EP2006/050041
- (22) International Filing Date: 4 January 2006 (04.01.2006)
- (25) Filing Language: English
- (26) Publication Language: English
- (30) Priority Data:
05100045.3 5 January 2005 (05.01.2005) EP
05100044.6 5 January 2005 (05.01.2005) EP
- (71) Applicant (for all designated States except US): **ALTANA Pharma AG** [DE/DE]; Byk-Gulden-Str. 2, 78467 Konstanz (DE).
- (72) Inventors; and
- (75) Inventors/Applicants (for US only): **SCHMIDT, Beate** [DE/DE]; Allensbacher Str. 5, 78476 Allensbach (DE). **WEINBRENNER, Steffen** [DE/DE]; Luzzilowweg 4, 78465 Konstanz (DE). **FLOCKERZI, Dieter** [DE/DE]; Ackerweg 26, 78476 Allensbach (DE). **KÜLZER, Raimund** [DE/DE]; Erich-Leuze-Str. 61, 78315 Radolfzell (DE). **TENOR, Hermann** [DE/DE]; Kapellenweg 15/1, 78315 Radolfzell (DE). **KLEY, Hans-Peter** [DE/DE]; Hafnerstrasse 12, 78476 Allensbach (DE).
- (74) Agents: **RUPP, Herbert** et al.; Altana Pharma AG, P.O. Box 100310, 78403 Konstanz (DE).
- (81) Designated States (unless otherwise indicated, for every kind of national protection available): AE, AG, AL, AM, AT, AU, AZ, BA, BB, BG, BR, BW, BY, BZ, CA, CH, CN, CO, CR, CU, CZ, DE, DK, DM, DZ, EC, EE, EG, ES, FI, GB, GD, GE, GH, GM, HR, HU, ID, IL, IN, IS, JP, KE, KG, KM, KN, KP, KR, KZ, LC, LK, LR, LS, LT, LU, LV, LY, MA, MD, MG, MK, MN, MW, MX, MZ, NA, NG, NI, NO, NZ, OM, PG, PH, PL, PT, RO, RU, SC, SD, SE, SG, SK, SL, SM, SY, TJ, TM, TN, TR, TT, TZ, UA, UG, US, UZ, VC, VN, YU, ZA, ZM, ZW.
- (84) Designated States (unless otherwise indicated, for every kind of regional protection available): ARIPO (BW, GH, GM, KE, LS, MW, MZ, NA, SD, SL, SZ, TZ, UG, ZM, ZW), Eurasian (AM, AZ, BY, KG, KZ, MD, RU, TJ, TM), European (AT, BE, BG, CH, CY, CZ, DE, DK, EE, ES, FI, FR, GB, GR, HU, IE, IS, IT, LT, LU, LV, MC, NL, PL, PT, RO, SE, SI, SK, TR), OAPI (BF, BJ, CF, CG, CI, CM, GA, GN, GQ, GW, ML, MR, NE, SN, TD, TG).
- Declaration under Rule 4.17:**
— as to applicant's entitlement to apply for and be granted a patent (Rule 4.17(ii))
- Published:**
— without international search report and to be republished upon receipt of that report
- For two-letter codes and other abbreviations, refer to the "Guidance Notes on Codes and Abbreviations" appearing at the beginning of each regular issue of the PCT Gazette.*

(54) Title: TRIAZOLOPHTHALAZINES

(57) Abstract: The compounds of formula (I) in which R1 and R2 have the meanings as given in the description are novel effective PDE2 inhibitors.

WO 2006/072615 A2

Triazolophthalazines

Field of application of the invention

The invention relates to novel triazolophthalazine derivatives, which can be used in the pharmaceutical industry for the production of pharmaceutical compositions.

Known technical background

Triazolophthalazines are known from prior art. For example, EP85840, WO98/04559, WO98/50385, WO99/06407 (corresponding to US6313125), WO02/083140, WO00/26218 (corresponding to US6525055), EP0728759 (corresponding to US 6001830); J. Med. Chem., (1988), 31, 1115-1123; J. Med. Chem., (2004), 47, 1807-1822, and J. Med. Chem., (2004), 47, 2176-2179 describe triazolophthalazines with various substitution patterns.

But, however, anilino-substituted triazolophthalazine derivatives in the meaning of the present invention have never been disclosed therein.

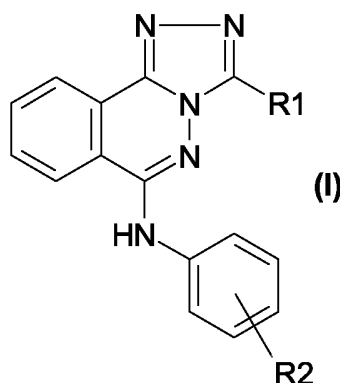
WO01/47929 describes triazolotriazinones with PDE2 inhibiting activity.

Yet however, triazolophthalazine derivatives have never been described as PDE2-inhibitors.

Description of the invention

It has now been found that the novel triazolophthalazine derivatives, which are described in greater details below, have surprising and particularly advantageous properties.

The invention thus relates to compounds of formula I



in which

R1 is -U-A, in which

U is a direct bond, or methylene (-CH₂-),

A is phenyl, pyridinyl, thiophenyl, or R11- and/or R111-substituted phenyl, in which

- 2 -

- R11 is 1-4C-alkyl, halogen, trifluoromethyl, hydroxyl, 1-4C-alkoxy, completely or predominantly fluorine-substituted 1-4C-alkoxy, phenoxy, 1-4C-alkoxycarbonyl, morpholino, or di-1-4C-alkylamino,
- R111 is 1-4C-alkoxy, halogen, hydroxyl, or 1-4C-alkyl,
- R2 is -N(H)-S(O)₂R₃, -S(O)₂-N(R₄)R₅, or cyano, tetrazol-5-yl, or R₆-substituted tetrazol-5-yl, in which
- R₃ is 1-4C-alkyl, phenyl, R₃₁- and/or R₃₁₁-substituted phenyl, phenyl-1-4C-alkyl, -N(R₃₂)R₃₃, Har₁, or Har₂, in which
- R₃₁ is 1-4C-alkoxy, halogen, nitro, 1-4C-alkyl, trifluoromethyl, hydroxyl, 1-4C-alkoxycarbonyl, 3-7C-cyloalkylmethoxy, 1-4C-alkylcarbonyl, amino, morpholino, or mono- or di-1-4C-alkylamino, or 1-4C-alkylcarbonylamino,
- R₃₁₁ is 1-4C-alkoxy, halogen, 1-4C-alkyl, hydroxyl, or 3-7C-cyloalkylmethoxy, or R₃₁ and R₃₁₁ together are a 1-2C-alkylenedioxy group,
- R₃₂ is hydrogen, or 1-4C-alkyl,
- R₃₃ is 1-4C-alkyl,
- or R₃₂ and R₃₃ together and with inclusion of the nitrogen atom, to which they are attached, form a heterocyclic ring Het₁, in which
- Het₁ is optionally substituted by R₃₄, and is a 3- to 7-membered monocyclic fully saturated heterocyclic ring radical comprising the nitrogen atom, to which R₃₂ and R₃₃ are bonded, and optionally one further heteroatom selected from nitrogen, oxygen and sulphur, in which
- R₃₄ is 1-4C-alkyl,
- Har₁ is optionally substituted by R₃₅, and is a 5-membered monocyclic aromatic heteroaryl radical comprising one to four heteroatoms independently selected from nitrogen, oxygen and sulphur, whereby said Har₁ radical is bonded to the parent molecular group via a ring carbon atom, in which
- R₃₅ is 1-4C-alkyl,
- Har₂ is optionally substituted by R₃₆, and is a 6-membered monocyclic aromatic heteroaryl radical comprising one or two nitrogen atoms, whereby said Har₂ radical is bonded to the parent molecular group via a ring carbon atom, in which
- R₃₆ is 1-4C-alkyl, 1-4C-alkoxy, amino, morpholino, or mono- or di-1-4C-alkylamino,
- R₄ is hydrogen, 1-4C-alkyl, pyridinyl, or pyrimidinyl,
- R₅ is hydrogen, or 1-4C-alkyl,

- 3 -

or R4 and R5 together and with inclusion of the nitrogen atom, to which they are bonded, form a heterocyclic ring radical Het2 or Har3, in which

Het2 is optionally substituted by R41, and is a 3- to 7-membered monocyclic fully saturated heterocyclic ring radical comprising the nitrogen atom, to which R4 and R5 are bonded, and optionally one further heteroatom selected from nitrogen, oxygen and sulphur, in which

R41 is 1-4C-alkyl,

Har3 is optionally substituted by R42, and is a 5-membered monocyclic unsaturated, aromatic heteroaryl radical comprising the nitrogen atom, to which R4 and R5 are bonded, and optionally one further nitrogen atom, in which

R41 is 1-4C-alkyl,

R6 is 1-4C-alkyl, 3-7C-cycloalkyl, 3-7C-cycloalkyl-1-4C-alkyl, or aryl, or aryl-1-4C-alkyl, in which

aryl is phenyl, or R61- and/or R62-substituted phenyl, in which

R61 is 1-4C-alkyl, 1-4C-alkoxy, hydroxyl, or halogen,

R62 is 1-4C-alkyl, 1-4C-alkoxy, or halogen,

and the salts of these compounds.

1-4C-Alkyl is a straight-chain or branched alkyl radical having 1 to 4 carbon atoms. Examples are the butyl, isobutyl, sec-butyl, tert-butyl, propyl, isopropyl, and, particularly, the ethyl and methyl radicals.

Halogen within the meaning of the present invention is iodine or, in particular, bromine, chlorine or fluorine.

1-4C-Alkoxy represents radicals which, in addition to the oxygen atom, contain a straight-chain or branched alkyl radical having 1 to 4 carbon atoms. Examples which may be mentioned are the butoxy, isobutoxy, sec-butoxy, tert-butoxy, propoxy, isopropoxy and, particularly, the ethoxy and methoxy radicals.

1-4C-Alkoxycarbonyl is a carbonyl group to which one of the abovementioned 1-4C-alkoxy radicals is bonded. Examples are the methoxycarbonyl ($\text{CH}_3\text{O}-\text{C}(\text{O})-$) and the ethoxycarbonyl ($\text{CH}_3\text{CH}_2\text{O}-\text{C}(\text{O})-$) radical.

3-7C-Cycloalkyl represents cyclopropyl, cyclobutyl, cyclopentyl, cyclohexyl and cycloheptyl, of which cyclopropyl, cyclobutyl and cyclopentyl are preferred.

3-7C-Cycloalkyl-1-4C-alkyl represents one of the abovementioned 1-4C-alkyl radicals, which is substituted by one of the abovementioned 3-7C-cycloalkyl radicals. Examples which may be mentioned are the cyclopropylmethyl, the cyclohexylethyl and the cyclohexylmethyl radicals.

3-7C-Cycloalkylmethoxy stands for cyclopropylmethoxy, cyclobutylmethoxy, cyclopentylmethoxy, cyclohexylmethoxy or cycloheptylmethoxy, of which cyclopropylmethoxy and cyclopentylmethoxy are to be emphasized.

1-2C-Alkylenedioxy stands, for example, for the methylenedioxy ($-\text{O}-\text{CH}_2-\text{O}-$) or the ethylenedioxy radical ($-\text{O}-\text{CH}_2-\text{CH}_2-\text{O}-$).

Completely or predominantly fluorine-substituted 1-4C-alkoxy is, for example, the 2,2,3,3,3-pentafluoropropoxy, the perfluoroethoxy, the 1,2,2-trifluoroethoxy and in particular the 1,1,2,2-tetrafluoroethoxy, the 2,2,2-trifluoroethoxy, the trifluoromethoxy and the difluoromethoxy radical, of which the difluoromethoxy radical is preferred. "Predominantly" in this connection means that more than half of the hydrogen atoms of the 1-4C-alkoxy groups are replaced by fluorine atoms.

Di-1-4C-alkylamino stands for an amino group, which is substituted by two different or two identical of the abovementioned 1-4C-alkyl radicals. Examples are the dimethylamino, the diethylamino and the diisopropyl radical.

Di-(1-4C-alkoxy)-phenyl stands for a phenyl radical, which is substituted at any possible positions by two of the abovementioned 1-4C-alkoxy radicals, which may be the same or different.

Mono- or Di-1-4C-alkylamino radicals contain in addition to the nitrogen atom, one or two of the abovementioned 1-4C-alkyl radicals. Preferred are the di-1-4C-alkylamino radicals, especially the dimethylamino, the diethylamino and the diisopropylamino radical.

Phenyl-1-4C-alkyl stands for one of the abovementioned 1-4C-alkyl radicals, which is substituted by the phenyl radical. Examples which may be mentioned are the benzyl and the phenethyl radical.

1-4C-Alkylcarbonyl is a carbonyl group to which one of the abovementioned 1-4C-alkyl radicals is bonded. An example is the acetyl radical ($\text{CH}_3\text{CO}-$).

An 1-4C-Alkylcarbonylamino radical is, for example, the propionylamino ($\text{C}_3\text{H}_7\text{C}(\text{O})\text{NH}-$) and the acetylamino radical ($\text{CH}_3\text{C}(\text{O})\text{NH}-$).

4N-(1-4C-Alkyl)-piperazin-1-yl stands for a piperazine-1-yl radical which is substituted at its nitrogen atom in the 4-position by one of the abovementioned 1-4C-alkyl radicals, such as e.g. 4N-methyl-piperazin-1-yl.

1N-(1-4C-Alkyl)-imidazolyl stands for an imidazolyl radical, such as e.g. imidazol-4-yl, which is substituted at its nitrogen atom in the 1-position by one of the abovementioned 1-4C-alkyl radicals, such as e.g. 1N-methyl-imidazol-4-yl.

Aryl alone or as part of another group stands for phenyl or R61- and/or R62-substituted phenyl.

Aryl-1-4C-alkyl stands for one of the abovementioned 1-4C-alkyl radicals, which is substituted by the aryl radical. Examples which may be mentioned are the arylmethyl and the 2-arylethyl radical.

In the meaning of the present invention, it is to be understood, that, when two structural portions of the compounds according to this invention are linked via a constituent which has the meaning "bond", then said two portions are directly attached to another via a single bond.

Het1 is optionally substituted by R34, and stands for a 3- to 7-membered monocyclic fully saturated heterocyclic ring radical comprising the nitrogen atom, to which R32 and R33 are bonded, and optionally one further heteroatom selected from nitrogen, oxygen and sulphur.

In an embodiment, Het1 stands for a 3- to 7-membered monocyclic fully saturated heterocyclic ring radical comprising the nitrogen atom, to which R32 and R33 are bonded, and optionally one further heteroatom selected from NH, N(R34), oxygen and sulphur.

Het1 may include, for example, without being restricted thereto, aziridin-1-yl, azetidin-1-yl, pyrrolidin-1-yl, piperidin-1-yl, homopiperidin-1-yl, morpholin-4-yl, thiomorpholin-4-yl, piperazin-1-yl and homopiperazin-1-yl.

As further examples for Het1 according to this invention may be mentioned, without being restricted thereto, R34-substituted derivatives of the abovementioned exemplary Het1 radicals, such as e.g. 4N-(R34)-piperazin-1-yl or 4N-(R34)-homopiperazin-1-yl.

Illustratively, as exemplary suitable Het1 radical may be mentioned, without being restricted thereto, morpholin-4-yl.

Har1 is optionally substituted by R35, and stands for a 5-membered monocyclic aromatic heteroaryl radical comprising one to four heteroatoms independently selected from nitrogen, oxygen and sulphur, whereby said Har1 radical is bonded to the parent molecular group (-SO₂-) via a ring carbon atom.

In an embodiment, Har1 stands for a 5-membered monocyclic aromatic heteroaryl radical comprising one to four, particularly one or two, heteroatoms independently selected from NH, N(R35), oxygen and sulphur, whereby said Har1 radical is bonded to the parent molecular group (-SO₂-) via a ring carbon atom.

Har1 may include, for example, without being restricted thereto, furanyl, thiophenyl, pyrrolyl, oxazolyl, isoxazolyl, thiazolyl, isothiazolyl, imidazolyl, pyrazolyl, triazolyl (e.g. 1,2,4-triazolyl or 1,2,3-triazolyl), thiadiazolyl (e.g. 1,3,4-thiadiazolyl, 1,2,5-thiadiazolyl, 1,2,3-thiadiazolyl or 1,2,4-thiadiazolyl),

oxadiazolyl (e.g. 1,3,4-oxadiazolyl, 1,2,5-oxadiazolyl, 1,2,3-oxadiazolyl or 1,2,4-oxadiazolyl) and tetrazolyl.

As further examples for Har1 according to this invention may be mentioned, without being restricted thereto, R35-substituted derivatives of the abovementioned exemplary Har1 radicals, such as, for example, 1N-(R35)-imidazolyl, 1N-(R35)-pyrazolyl or 1N-(R35)-pyrrolyl.

Illustratively, as exemplary suitable Har1 radicals may be mentioned, without being restricted thereto, thiophenyl or 1N-(1-4C-alkyl)-imidazolyl, such as e.g. thiophen-2-yl or 1N-(1-4C-alkyl)-imidazol-4-yl.

Har2 is optionally substituted by R36, and stands for a 6-membered monocyclic aromatic heteroaryl radical comprising one or two nitrogen atoms, whereby said Har1 radical is bonded to the parent molecular group (-SO₂-) via a ring carbon atom.

Har2 may include pyridinyl, pyrimidinyl, pyrazinyl or pyridazinyl.

Illustratively, as exemplary suitable Har2 radical may be mentioned, without being restricted thereto, the pyridinyl, such as e.g. the pyridin-3-yl radical.

Har2 is bonded to the parent molecular group (-SO₂-) via a ring carbon atom, whereby all positional isomers are contemplated.

Het2 is optionally substituted by R41, and stands for a 3- to 7-membered monocyclic fully saturated heterocyclic ring radical comprising the nitrogen atom, to which R4 and R5 are bonded, and optionally one further heteroatom selected from nitrogen, oxygen and sulphur.

In an embodiment, Het2 stands for a 3- to 7-membered monocyclic fully saturated heterocyclic ring radical comprising the nitrogen atom, to which R4 and R5 are bonded, and optionally one further heteroatom selected from NH, N(R41), oxygen and sulphur.

Het2 may include, for example, without being restricted thereto, aziridin-1-yl, azetidin-1-yl, pyrrolidin-1-yl, piperidin-1-yl, homopiperidin-1-yl, morpholin-4-yl, thiomorpholin-4-yl, piperazin-1-yl and homopiperazin-1-yl.

As further examples for Het2 according to this invention may be mentioned, without being restricted thereto, R41-substituted derivatives of the abovementioned exemplary Het2 radicals, such as e.g. 4N-(R41)-piperazin-1-yl or 4N-(R41)-homopiperazin-1-yl.

Illustratively, as exemplary suitable Het2 radical may be mentioned, without being restricted thereto, morpholin-4-yl.

- 7 -

Har3 is optionally substituted by R42, and stands for a 5-membered monocyclic unsaturated, aromatic heteroaryl radical comprising the nitrogen atom, to which R4 and R5 are bonded, and optionally one further nitrogen atom.

Har3 may include, for example, without being restricted thereto, pyrrol-1-yl, pyrazol-1-yl, or imidazol-1-yl.

As further examples for Har3 according to this invention may be mentioned, without being restricted thereto, R42-substituted derivatives of the abovementioned exemplary Har3 radicals.

The heterocyclic groups mentioned herein refer, unless otherwise mentioned, to all of the possible isomeric forms thereof.

The heterocyclic groups mentioned herein refer, unless otherwise noted, in particular to all of the possible positional isomers thereof. Such as, for example, the terms pyridyl or pyridinyl, alone or as part of another group, include pyridin-2-yl, pyridin-3-yl and pyridin-4-yl, or the term thiophenyl, alone or as part of another group, includes thiophen-2-yl or thiophen-3-yl.

Tetrazol-5-yl refers, unless otherwise mentioned, to all of the possible tautomers thereof, like 1H-tetrazol-5-yl or 2H-tetrazol-5-yl, in pure form as well as mixtures thereof in any mixing ratio.

2-(R6)-2H-Tetrazol-5-yl stands for a 2H-tetrazol-5-yl radical which is substituted at its nitrogen atom in the 2-position by one of the meanings of R6.

Constituents, which are substituted as stated herein, may be substituted, unless otherwise noted, at any possible position.

The heterocyclic groups, alone or as part of other groups, mentioned herein may be substituted by their given substituents, unless otherwise noted, at any possible position, such as e.g. at any substitutable ring carbon or ring nitrogen atom.

Unless otherwise noted, rings containing quaternizable imino-type ring nitrogen atoms (-N=) may be preferably not substituted on these imino-type ring nitrogen atoms by the mentioned substituents.

Unless otherwise noted, any heteroatom of a heterocyclic ring with unsatisfied valences mentioned herein is assumed to have the hydrogen atom(s) to satisfy the valences.

When any variable occurs more than one time in any constituent, each definition is independent.

The substituent R2 of compounds of formula I can be attached in the ortho, meta or para position with respect to the binding position in which the phenyl ring is bonded to the amino group, whereby preference is given to the attachment in the meta or para position.

Suitable salts for compounds according to this invention - depending on substitution - are all acid addition salts or all salts with bases. Particular mention may be made of the pharmacologically tolerable inorganic and organic acids and bases customarily used in pharmacy. Those suitable are, on the one hand, water-insoluble and, particularly, water-soluble acid addition salts with acids such as, for example, hydrochloric acid, hydrobromic acid, phosphoric acid, nitric acid, sulphuric acid, acetic acid, citric acid, D-gluconic acid, benzoic acid, 2-(4-hydroxybenzoyl)benzoic acid, butyric acid, sulphasalicylic acid, maleic acid, lauric acid, malic acid, fumaric acid, succinic acid, oxalic acid, tartaric acid, embonic acid, stearic acid, toluenesulphonic acid, methanesulphonic acid or 3-hydroxy-2-naphthoic acid, the acids being employed in salt preparation - depending on whether a mono- or polybasic acid is concerned and depending on which salt is desired - in an equimolar quantitative ratio or one differing therefrom.

On the other hand, salts with bases are - depending on substitution - also suitable. As examples of salts with bases are mentioned the lithium, sodium, potassium, calcium, aluminium, magnesium, titanium, ammonium, meglumine or guanidinium salts, here, too, the bases being employed in salt preparation in an equimolar quantitative ratio or one differing therefrom.

Pharmacologically intolerable salts, which can be obtained, for example, as process products during the preparation of the compounds according to this invention on an industrial scale, are converted into pharmacologically tolerable salts by processes known to the person skilled in the art.

According to expert's knowledge the compounds according to this invention as well as their salts may contain, e.g. when isolated in crystalline form, varying amounts of solvents. Included within the scope of the invention are therefore all solvates and in particular all hydrates of the compounds according to this invention as well as all solvates and in particular all hydrates of the salts of the compounds according to this invention.

Compounds according to this invention worthy to be mentioned are those compounds of formula I, in which

R1 is -U-A, in which

U is a direct bond, or methylene (-CH₂-),

A is phenyl, pyridinyl, thiophenyl, or R11- and/or R111-substituted phenyl, in which

R11 is 1-4C-alkyl, halogen, trifluoromethyl, hydroxyl, 1-4C-alkoxy, completely or predominantly fluorine-substituted 1-4C-alkoxy, phenoxy, 1-4C-alkoxycarbonyl, morpholino, or di-1-4C-alkylamino,

R111 is 1-4C-alkoxy, halogen, hydroxyl, or 1-4C-alkyl,

R2 is -N(H)-S(O)₂R3, or -S(O)₂-N(R4)R5, in which

- R3 is 1-4C-alkyl, phenyl, R31- and/or R311-substituted phenyl, phenyl-1-4C-alkyl, -N(R32)R33, Har1, or Har2, in which
- R31 is 1-4C-alkoxy, halogen, nitro, 1-4C-alkyl, trifluoromethyl, hydroxyl, 1-4C-alkoxycarbonyl, 3-7C-cyloalkylmethoxy, 1-4C-alkylcarbonyl, amino, morpholino, or mono- or di-1-4C-alkylamino, or 1-4C-alkylcarbonylamino,
- R311 is 1-4C-alkoxy, halogen, 1-4C-alkyl, hydroxyl, or 3-7C-cyloalkylmethoxy, or R31 and R311 together are a 1-2C-alkylenedioxy group,
- R32 is hydrogen, or 1-4C-alkyl,
- R33 is 1-4C-alkyl,
- or R32 and R33 together and with inclusion of the nitrogen atom, to which they are attached, form a heterocyclic ring Het1, in which
- Het1 is optionally substituted by R34, and is a 3- to 7-membered monocyclic fully saturated heterocyclic ring radical comprising the nitrogen atom, to which R32 and R33 are bonded, and optionally one further heteroatom selected from nitrogen, oxygen and sulphur, in which
- R34 is 1-4C-alkyl,
- Har1 is optionally substituted by R35, and is a 5-membered monocyclic aromatic heteroaryl radical comprising one to four heteroatoms independently selected from nitrogen, oxygen and sulphur, whereby said Har1 radical is bonded to the parent molecular group via a ring carbon atom, in which
- R35 is 1-4C-alkyl,
- Har2 is optionally substituted by R36, and is a 6-membered monocyclic aromatic heteroaryl radical comprising one or two nitrogen atoms, whereby said Har2 radical is bonded to the parent molecular group via a ring carbon atom, in which
- R36 is 1-4C-alkyl, 1-4C-alkoxy, amino, morpholino, or mono- or di-1-4C-alkylamino,
- R4 is hydrogen, 1-4C-alkyl, pyridinyl, or pyrimidinyl,
- R5 is hydrogen, or 1-4C-alkyl,
- or R4 and R5 together and with inclusion of the nitrogen atom, to which they are bonded, form a heterocyclic ring radical Het2 or Har3, in which
- Het2 is optionally substituted by R41, and is a 3- to 7-membered monocyclic fully saturated heterocyclic ring radical comprising the nitrogen atom, to which R4 and R5 are bonded, and optionally one further heteroatom selected from nitrogen, oxygen and sulphur, in which
- R41 is 1-4C-alkyl,
- Har3 is optionally substituted by R42, and is a 5-membered monocyclic unsaturated, aromatic heteroaryl radical comprising the nitrogen atom, to which R4 and R5 are bonded, and optionally one further nitrogen atom, in which

R41 is 1-4C-alkyl,
and the salts of these compounds.

Compounds according to this invention worthy to be mentioned are those compounds of formula I, in which

R1 is -U-A, in which

U is a direct bond, or methylene (-CH₂-),

A is phenyl, pyridinyl, thiophenyl, di-(1-4C-alkoxy)-phenyl, or R11-substituted phenyl, in which

R11 is 1-4C-alkyl, halogen, trifluoromethyl, hydroxyl, 1-4C-alkoxy, completely or predominantly fluorine-substituted 1-4C-alkoxy, phenoxy, 1-4C-alkoxycarbonyl, morpholino, or di-1-4C-alkylamino,

R2 is -N(H)-S(O)₂R3, or -S(O)₂-N(R4)R5, in which

R3 is 1-4C-alkyl, phenyl, R31-substituted phenyl, phenyl-1-4C-alkyl, -N(R32)R33, Har1, or Har2, in which

R31 is 1-4C-alkoxy, 1-4C-alkyl, 1-4C-alkylcarbonyl, morpholino, mono- or di-1-4C-alkylamino, or 1-4C-alkylcarbonylamino,

R32 is hydrogen, or 1-4C-alkyl,

R33 is 1-4C-alkyl,

or R32 and R33 together and with inclusion of the nitrogen atom, to which they are attached, form a heterocyclic ring Het1, in which

Het1 is a 3- to 7-membered monocyclic fully saturated heterocyclic ring radical comprising the nitrogen atom, to which R32 and R33 are bonded, and optionally one further heteroatom selected from N(R34), oxygen and sulphur, in which

R34 is 1-4C-alkyl,

Har1 is a 5-membered monocyclic aromatic heteroaryl radical comprising one or two heteroatoms independently selected from N(R35), oxygen and sulphur, whereby said Har1 radical is bonded to the parent molecular group via a ring carbon atom, in which

R35 is 1-4C-alkyl,

Har2 is optionally substituted by R36, and is pyridinyl, in which

R36 is morpholino, or mono- or di-1-4C-alkylamino,

R4 is hydrogen, 1-4C-alkyl, pyridinyl, or pyrimidinyl,

R5 is hydrogen, or 1-4C-alkyl,

- 11 -

or R4 and R5 together and with inclusion of the nitrogen atom, to which they are bonded, form a heterocyclic ring radical Het2 or Har3, in which

Het2 is optionally substituted by R41, and is a 3- to 7-membered monocyclic fully saturated heterocyclic ring radical comprising the nitrogen atom, to which R4 and R5 are bonded, and optionally one further heteroatom selected from N(R41), oxygen and sulphur, in which

R41 is 1-4C-alkyl,

Har3 is optionally substituted by R41, and is pyrrol-1-yl or imidazol-1-yl, in which

R42 is 1-4C-alkyl,

and the salts of these compounds.

Compounds according to this invention more worthy to be mentioned are those compounds of formula I, in which

R1 is -U-A, in which

U is a direct bond, or methylene (-CH₂-),

A is phenyl, pyridinyl, thiophenyl, dimethoxyphenyl, or R11-substituted phenyl, in which

R11 is methyl, tertbutyl, chlorine, fluorine, bromine, trifluoromethyl, hydroxyl, methoxy, ethoxy, trifluoromethoxy, phenoxy, methoxycarbonyl, morpholino, or dimethylamino,

R2 is -N(H)-S(O)₂R3, or -S(O)₂-N(R4)R5, in which

R3 is 1-4C-alkyl, R31-substituted phenyl, phenyl-1-4C-alkyl, -N(R32)R33, Har1, or Har2, in which

R31 is 1-4C-alkoxy, 1-4C-alkyl, 1-4C-alkylcarbonyl, or 1-4C-alkylcarbonylamino,

R32 is 1-4C-alkyl,

R33 is 1-4C-alkyl,

or R32 and R33 together and with inclusion of the nitrogen atom, to which they are attached, form a heterocyclic ring Het1, in which

Het1 is pyrrolidin-1-yl, piperidin-1-yl, morpholin-4-yl, thiomorpholin-4-yl, or 4N-(1-4C-alkyl)-piperazin-1-yl,

Har1 is thiophenyl, oxazolyl, thiazolyl, or 1N-(1-4C-alkyl)-imidazolyl,

Har2 is substituted by R36, and is pyridinyl, in which

R36 is morpholin-4-yl,

R4 is hydrogen, 1-4C-alkyl, pyridinyl, or pyrimidinyl,

R5 is hydrogen, or 1-4C-alkyl,

- 12 -

or R4 and R5 together and with inclusion of the nitrogen atom, to which they are bonded, form a heterocyclic ring radical Het2 or Har3, in which

Het2 is pyrrolidin-1-yl, piperidin-1-yl, morpholin-4-yl, thiomorpholin-4-yl, or 4N-(1-4C-alkyl)-piperazin-1-yl,

Har3 is pyrrol-1-yl or imidazol-1-yl,

and the salts of these compounds.

Compounds according to this invention in particular worthy to be mentioned are those compounds of formula I, in which

R1 is -U-A, in which

U is a direct bond, or methylene (-CH₂-),

A is phenyl, or R11-substituted phenyl, in which

R11 is methyl, chlorine, fluorine, bromine, trifluoromethyl, hydroxyl, methoxy, phenoxy, methoxycarbonyl, or dimethylamino,

whereby in particular

A is 4-methoxy-phenyl, 2-methoxy-phenyl, 2-bromo-phenyl, 4-bromo-phenyl, 2-fluoro-phenyl, 2-(trifluoromethyl)-phenyl, 3-methoxy-phenyl, 3-bromo-phenyl, 3-fluoro-phenyl, or 3-(trifluoromethyl)-phenyl;

R2 is -N(H)-S(O)₂R3, or -S(O)₂-N(R4)R5, in which

R3 is 1-2C-alkyl, R31-substituted phenyl, phenyl-1-2C-alkyl, -N(R32)R33, Har1, or Har2, in which

R31 is 1-2C-alkoxy, 1-2C-alkyl, 1-2C-alkylcarbonyl, or 1-2C-alkylcarbonylamino,

R32 is 1-2C-alkyl,

R33 is 1-2C-alkyl,

or R32 and R33 together and with inclusion of the nitrogen atom, to which they are attached, form a heterocyclic ring Het1, in which

Het1 is morpholin-4-yl,

Har1 is thiophenyl, or 1N-methyl-imidazolyl,

Har2 is substituted by R36, and is pyridinyl, in which

R36 is morpholin-4-yl,

R4 is hydrogen, 1-2C-alkyl, or pyrimidinyl,

R5 is hydrogen, or 1-2C-alkyl,

or R4 and R5 together and with inclusion of the nitrogen atom, to which they are bonded, form a heterocyclic ring radical Het2, in which

Het2 is morpholin-4-yl,
and the salts of these compounds.

Compounds according to this invention in particular worthy to be mentioned are those compounds of formula I, in which

R1 is -U-A, in which

U is a direct bond, or methylene (-CH₂-),

A is 4-methoxy-phenyl, 2-methoxy-phenyl, 2-bromo-phenyl, 4-bromo-phenyl, 2-fluoro-phenyl, 2-(trifluoromethyl)-phenyl, 3-methoxy-phenyl, 3-bromo-phenyl, 3-fluoro-phenyl, or 3-(trifluoromethyl)-phenyl;

R2 is -N(H)-S(O)₂R₃, or -S(O)₂-N(R₄)R₅, in which

R₃ is 1-2C-alkyl, R₃₁-substituted phenyl, phenyl-1-2C-alkyl, -N(R₃₂)R₃₃, Har1, or Har2, in which

R₃₁ is 1-2C-alkoxy, 1-2C-alkyl, 1-2C-alkylcarbonyl, or 1-2C-alkylcarbonylamino,

R₃₂ is 1-2C-alkyl,

R₃₃ is 1-2C-alkyl,

or R₃₂ and R₃₃ together and with inclusion of the nitrogen atom, to which they are attached, form a heterocyclic ring Het1, in which

Het1 is morpholin-4-yl,

Har1 is thiophenyl, or 1N-methyl-imidazolyl,

Har2 is substituted by R₃₆, and is pyridinyl, in which

R₃₆ is morpholin-4-yl,

R₄ is hydrogen, 1-2C-alkyl, or pyrimidinyl,

R₅ is hydrogen, or 1-2C-alkyl,

or R₄ and R₅ together and with inclusion of the nitrogen atom, to which they are bonded, form a heterocyclic ring radical Het2, in which

Het2 is morpholin-4-yl,

and the salts of these compounds.

Compounds according to this invention in more particular worthy to be mentioned are those compounds of formula I, in which

R1 is -U-A, in which

U is a direct bond,

- 14 -

A is phenyl, or R11-substituted phenyl, in which

R11 is fluorine, bromine, trifluoromethyl, or methoxy,

whereby in particular

R1 is 4-methoxy-phenyl, 2-methoxy-phenyl, 3-methoxy-phenyl, 2-bromo-phenyl, 3-bromo-phenyl, 4-bromo-phenyl, 2-fluoro-phenyl, 3-fluoro-phenyl, 2-(trifluoromethyl)-phenyl, or 3-(trifluoromethyl)-phenyl,

and whereby in more particular

R1 is 4-methoxy-phenyl, or 2-bromo-phenyl;

R2 is attached in the meta or para position with respect to the binding position in which the phenyl ring is bonded to the amino group of the triazolophthalazine scaffold, and is -N(H)-S(O)₂R3, or -S(O)₂-N(R4)R5,

in which

R3 is methyl, 3-(R31)-phenyl, 4-(R31)-phenyl, benzyl, -N(R32)R33, Har1, or Har2, in which

R31 is methoxy, methyl, acetyl, or acetylamino,

R32 is methyl,

R33 is methyl,

or R32 and R33 together and with inclusion of the nitrogen atom, to which they are attached, form a heterocyclic ring Het1, in which

Het1 is morpholin-4-yl,

Har1 is thiophenyl or 1N-methyl-imidazolyl, such as e.g. thiophen-2-yl or 1N-methyl-imidazol-4-yl,

Har2 is 6-(morpholin-4-yl)-pyridinyl, such as e.g. 6-(morpholin-4-yl)-pyridin-3-yl,

either

R4 is hydrogen, and

R5 is hydrogen,

or

R4 is methyl, and

R5 is methyl,

or

R4 is pyrimidinyl, and

R5 is hydrogen,

or R4 and R5 together and with inclusion of the nitrogen atom, to which they are bonded, form a heterocyclic ring radical Het2, in which

Het2 is morpholin-4-yl;

and the salts of these compounds.

- 15 -

Compounds according to this invention in particular worthy to be mentioned are those compounds of formula I, in which

- R1 is phenyl, 4-methoxy-phenyl, 2-bromo-phenyl, 4-bromo-phenyl, 2-dimethylamino-phenyl
R2 is attached in the meta or para position with respect to the binding position in which the phenyl ring is bonded to the amino group of the triazolophthalazine scaffold, and is -N(H)-S(O)₂R₃, or -S(O)₂-N(R₄)R₅,

in which

- R3 is methyl, 3-(R₃₁)-phenyl, 4-(R₃₁)-phenyl, benzyl, -N(R₃₂)R₃₃, Har1, or Har2, in which

R31 is methoxy, methyl, acetyl, or acetylamino,

R32 is methyl,

R33 is methyl,

or R32 and R33 together and with inclusion of the nitrogen atom, to which they are attached, form a heterocyclic ring Het1, in which

Het1 is morpholin-4-yl,

Har1 is thiophen-2-yl or 1N-methyl-imidazol-4-yl,

Har2 is 6-(morpholin-4-yl)-pyridin-3-yl,

either

R4 is hydrogen, and

R5 is hydrogen,

or

R4 is methyl, and

R5 is methyl,

or

R4 is pyrimidinyl, and

R5 is hydrogen,

or R4 and R5 together and with inclusion of the nitrogen atom, to which they are bonded, form a heterocyclic ring radical Het2, in which

Het2 is morpholin-4-yl;

and the salts of these compounds.

Compounds according to this invention in particular worthy to be mentioned are those compounds of formula I, in which

- R1 is phenyl, 4-methoxy-phenyl, 2-methoxy-phenyl, 2-bromo-phenyl, 4-bromo-phenyl, 2-fluoro-phenyl, 2-(trifluoromethyl)-phenyl, or 2-dimethylamino-phenyl

- 16 -

R2 is attached in the meta or para position with respect to the binding position in which the phenyl ring is bonded to the amino group of the triazolophthalazine scaffold, and is -N(H)-S(O)₂R₃, or -S(O)₂-N(R₄)R₅,

in which

R₃ is methyl, 3-(R₃₁)-phenyl, 4-(R₃₁)-phenyl, benzyl, -N(R₃₂)R₃₃, Har1, or Har2, in which

R₃₁ is methoxy, methyl, acetyl, or acetylamino,

R₃₂ is methyl,

R₃₃ is methyl,

or R₃₂ and R₃₃ together and with inclusion of the nitrogen atom, to which they are attached, form a heterocyclic ring Het1, in which

Het1 is morpholin-4-yl, pyrrolidin-1-yl, piperidin-1-yl,

Har1 is thiophen-2-yl or 1N-methyl-imidazol-4-yl,

Har2 is 6-(morpholin-4-yl)-pyridin-3-yl,

either

R₄ is hydrogen, and

R₅ is hydrogen,

or

R₄ is methyl, and

R₅ is methyl,

or

R₄ is pyrimidinyl, and

R₅ is hydrogen,

or R₄ and R₅ together and with inclusion of the nitrogen atom, to which they are bonded, form a heterocyclic ring radical Het2, in which

Het2 is morpholin-4-yl;

and the salts of these compounds.

Compounds according to this invention in particular worthy to be mentioned are those compounds of formula I, in which

R₁ is 4-methoxy-benzyl,

R₂ is -N(H)-S(O)₂R₃, -S(O)₂-N(R₄)R₅, or cyano, tetrazol-5-yl, or R₆-substituted tetrazol-5-yl, in which

R₃ is -N(R₃₂)R₃₃, in which

R₃₂ is methyl

R₃₃ is methyl,

R4 and R5 together and with inclusion of the nitrogen atom, to which they are bonded, form a heterocyclic ring radical Het2, in which

Het2 is piperidin-1-yl,

R6 is methyl,

and the salts of these compounds.

Compounds according to this invention worthy to be mentioned are those compounds of formula I, in which

R1 is -U-A, in which

U is a direct bond, or methylene (-CH₂-),

A is phenyl, pyridinyl, thiophenyl, or R11- and/or R111-substituted phenyl, in which

R11 is 1-4C-alkyl, halogen, trifluoromethyl, hydroxyl, 1-4C-alkoxy, completely or predominantly fluorine-substituted 1-4C-alkoxy, phenoxy, 1-4C-alkoxycarbonyl, morpholino, or di-1-4C-alkylamino,

R111 is 1-4C-alkoxy, halogen, hydroxyl, or 1-4C-alkyl,

R2 is cyano, tetrazol-5-yl, or R6-substituted tetrazol-5-yl, in which

R6 is 1-4C-alkyl, 3-7C-cycloalkyl, 3-7C-cycloalkyl-1-4C-alkyl, or aryl, or aryl-1-4C-alkyl, in which aryl is phenyl, or R61- and/or R62-substituted phenyl, in which

R61 is 1-4C-alkyl, 1-4C-alkoxy, hydroxyl, or halogen,

R62 is 1-4C-alkyl, 1-4C-alkoxy, or halogen,

and the salts of these compounds.

Compounds according to this invention worthy to be mentioned are those compounds of formula I, in which

R1 is -U-A, in which

U is a direct bond, or methylene (-CH₂-),

A is phenyl, pyridinyl, thiophenyl, di-(1-4C-alkoxy)-phenyl, or R11-substituted phenyl, in which

R11 is 1-4C-alkyl, halogen, trifluoromethyl, hydroxyl, 1-4C-alkoxy, completely or predominantly fluorine-substituted 1-4C-alkoxy, phenoxy, 1-4C-alkoxycarbonyl, morpholino, or di-1-4C-alkylamino,

R2 is cyano, tetrazol-5-yl, or R6-substituted tetrazol-5-yl, in which

R6 is 1-4C-alkyl, 3-7C-cycloalkyl, 3-7C-cycloalkyl-1-4C-alkyl, or aryl-1-4C-alkyl, in which

- 18 -

aryl is phenyl, or R61- and/or R62-substituted phenyl, in which
R61 is 1-4C-alkyl, 1-4C-alkoxy, hydroxyl, or halogen,
R62 is 1-4C-alkyl, 1-4C-alkoxy, or halogen,
and the salts of these compounds.

Compounds according to this invention more worthy to be mentioned are those compounds of formula I, in which

R1 is -U-A, in which
U is a direct bond, or methylene (-CH₂-),
A is phenyl, pyridinyl, thiophenyl, dimethoxyphenyl, or R11-substituted phenyl, in which
R11 is methyl, tertbutyl, chlorine, fluorine, bromine, trifluoromethyl, hydroxyl, methoxy, ethoxy, trifluoromethoxy, phenoxy, methoxycarbonyl, morpholino, or dimethylamino,

R2 is cyano, tetrazol-5-yl, or R6-substituted tetrazol-5-yl, in which
R6 is 1-4C-alkyl, 3-7C-cycloalkyl, 3-7C-cycloalkyl-1-4C-alkyl, or phenyl-1-4C-alkyl,
and the salts of these compounds.

Compounds according to this invention in particular worthy to be mentioned are those compounds of formula I, in which

R1 is -U-A, in which
U is a direct bond, or methylene (-CH₂-),
A is phenyl, or R11-substituted phenyl, in which
R11 is methyl, chlorine, fluorine, bromine, trifluoromethyl, hydroxyl, methoxy, phenoxy, methoxycarbonyl, or dimethylamino,

whereby in particular

A is 4-methoxy-phenyl, 2-methoxy-phenyl, 2-bromo-phenyl, 4-bromo-phenyl, 2-fluoro-phenyl, 2-(trifluoromethyl)-phenyl, 3-methoxy-phenyl, 3-bromo-phenyl, 3-fluoro-phenyl, or 3-(trifluoromethyl)-phenyl;

R2 is cyano, tetrazol-5-yl, or 2-(R6)-2H-tetrazol-5-yl, in which
R6 is 1-4C-alkyl, 3-7C-cycloalkyl, 3-7C-cycloalkyl-1-4C-alkyl, or phenyl-1-4C-alkyl,
and the salts of these compounds.

Compounds of formula I according to claim 1, in which

R1 is 4-methoxy-phenyl, 2-methoxy-phenyl, 2-bromo-phenyl, 4-bromo-phenyl, 2-fluoro-phenyl, 2-(trifluoromethyl)-phenyl, 3-methoxy-phenyl, 3-bromo-phenyl, 3-fluoro-phenyl, or 3-(trifluoromethyl)-phenyl;

- 19 -

R2 is cyano, tetrazol-5-yl, or 2-(R6)-2H-tetrazol-5-yl, in which
R6 is 1-4C-alkyl, 3-7C-cycloalkyl, 3-7C-cycloalkyl-1-4C-alkyl, or phenyl-1-4C-alkyl,
and the salts of these compounds.

Compounds according to this invention in more particular worthy to be mentioned are those compounds of formula I, in which

R1 is -U-A, in which

U is a direct bond,

A is phenyl, or R11-substituted phenyl, in which

R11 is fluorine, bromine, trifluoromethyl, or methoxy,

whereby in particular

R1 is 4-methoxy-phenyl, 2-methoxy-phenyl, 3-methoxy-phenyl, 2-bromo-phenyl, 3-bromo-phenyl, 4-bromo-phenyl, 2-fluoro-phenyl, 3-fluoro-phenyl, 2-(trifluoromethyl)-phenyl, or 3-(trifluoromethyl)-phenyl,

and whereby in more particular

R1 is 4-methoxy-phenyl, or 2-bromo-phenyl;

R2 is cyano, tetrazol-5-yl, or 2-(R6)-2H-tetrazol-5-yl, in which

R6 is 1-4C-alkyl,

and the salts of these compounds.

Compounds of formula I according to claim 1, in which

R1 is 4-methoxy-phenyl, 2-methoxy-phenyl, 3-methoxy-phenyl, 2-bromo-phenyl, 3-bromo-phenyl, 4-bromo-phenyl, 2-fluoro-phenyl, 3-fluoro-phenyl, 2-(trifluoromethyl)-phenyl, or 3-(trifluoromethyl)-phenyl;

R2 is cyano, tetrazol-5-yl, or 2-(R6)-2H-tetrazol-5-yl, in which

R6 is 1-4C-alkyl,

and the salts of these compounds.

A special interest in the compounds according to this invention refers to those compounds of formula I which are included -within the scope of this invention- by one or, when possible, by more of the following special embodiments:

A special embodiment (embodiment 1) of the compounds according to the present invention refers to those compounds of formula I, in which

U is a direct bond, and

A is phenyl, or R11-substituted phenyl.

Another special embodiment (embodiment 2) of the compounds according to the present invention refers to those compounds of formula I, in which

U is a direct bond, and

A is pyridinyl or thiophenyl, such as e.g. pyridin-4-yl.

Another special embodiment (embodiment 3) of the compounds according to the present invention refers to those compounds of formula I, in which

U is methylene, and

A is phenyl, or R₁₁-substituted phenyl.

Another special embodiment (embodiment 4) of the compounds according to the present invention refers to those compounds of formula I, in which

U is methylene, and

A is pyridinyl or thiophenyl, such as e.g. thiophen-2-yl.

Another special embodiment (embodiment 5) of the compounds according to the present invention refers to those compounds of formula I, in which

R₂ is -N(H)-S(O)₂R₃.

Another special embodiment (embodiment 6) of the compounds according to the present invention refers to those compounds of formula I, in which

R₂ is -S(O)₂-N(R₄)R₅.

Another special embodiment (embodiment 6a) of the compounds according to the present invention refers to those compounds of formula I, in which

R₂ is 2-(R₆)-2H-tetrazol-5-yl.

Another special embodiment (embodiment 6b) of the compounds according to the present invention refers to those compounds of formula I, in which

R₂ is tetrazol-5-yl, such as e.g. 1H-tetrazol-5-yl or 2H-tetrazol-5-yl or a mixture thereof.

Another special embodiment (embodiment 6c) of the compounds according to the present invention refers to those compounds of formula I, in which

R₂ is 2-(1-4C-alkyl)-2H-tetrazol-5-yl, such as e.g. 2-methyl-2H-tetrazol-5-yl.

Another special embodiment (embodiment 7) of the compounds according to the present invention refers to those compounds of formula I, in which

R₁ is (4-methoxy-phenyl)-methyl, or 4-methoxy-phenyl.

Another special embodiment (embodiment 8) of the compounds according to the present invention refers to those compounds of formula I, in which

R1 is 4-methoxy-phenyl.

Another special embodiment (embodiment 9) of the compounds according to the present invention refers to those compounds of formula I, in which

R1 is (4-methoxy-phenyl)-methyl, 2-hydroxy-phenyl, phenyl, 3-methoxycarbonyl-phenyl, or 4-methoxy-phenyl, 2-methoxy-phenyl, 4-bromo-phenyl, 2-bromo-phenyl, 2-fluoro-phenyl, or 2-(trifluoromethyl)-phenyl, or 2-chloro-phenyl, 4-bromo-phenyl, 2-methyl-phenyl.

Another special embodiment (embodiment 10) of the compounds according to the present invention refers to those compounds of formula I, in which

R1 is 4-methoxy-phenyl, 2-methoxy-phenyl, 4-bromo-phenyl, 2-bromo-phenyl, 2-fluoro-phenyl, or 2-(trifluoromethyl)-phenyl.

Another special embodiment (embodiment 11) of the compounds according to the present invention refers to those compounds of formula I, in which

R1 is 2-bromo-phenyl.

Another special embodiment (embodiment 12) of the compounds according to the present invention refers to those compounds of formula I, in which

R2 is -N(H)-S(O)₂R₃, in which

R3 is -N(R₃₂)R₃₃, in which

R₃₂ is 1-4C-alkyl, such as e.g. methyl,

R₃₃ is 1-4C-alkyl, such as e.g. methyl,

in particular

R3 is dimethylamino.

Another special embodiment (embodiment 13) of the compounds according to the present invention refers to those compounds of formula I, in which

R2 is attached in the meta position with respect to the binding position in which the phenyl ring is bonded to the amino group of the triazolophthalazine scaffold.

Another special embodiment (embodiment 14) of the compounds according to the present invention refers to those compounds of formula I, in which

R2 is attached in the para position with respect to the binding position in which the phenyl ring is bonded to the amino group of the triazolophthalazine scaffold.

A special group of the compounds (embodiment 15) according to the present invention refers to those compounds of formula I, in which

- R1 is 4-methoxy-phenyl, 2-methoxy-phenyl, 4-bromo-phenyl, 2-bromo-phenyl, 2-fluoro-phenyl, or 2-(trifluoromethyl)-phenyl,
R2 is attached in the para or, particularly, meta position with respect to the binding position in which the phenyl ring is bonded to the amino group of the triazolophthalazine scaffold, and is -N(H)-S(O)₂R₃, in which
R₃ is -N(R₃₂)R₃₃, in which
R₃₂ is 1-4C-alkyl, such as e.g. methyl,
R₃₃ is 1-4C-alkyl, such as e.g. methyl.

A special group of the compounds (embodiment 16) according to the present invention refers to those compounds of formula I, in which

- R1 is 4-methoxy-phenyl, 2-methoxy-phenyl, 4-bromo-phenyl, 2-bromo-phenyl, 2-fluoro-phenyl, or 2-(trifluoromethyl)-phenyl,
R2 is attached in the para or, particularly, meta position with respect to the binding position in which the phenyl ring is bonded to the amino group of the triazolophthalazine scaffold, and is tetrazol-5-yl, or 2-(1-4C-alkyl)-2H-tetrazol-5-yl, such as e.g. 2-methyl-2H-tetrazol-5-yl.

The compounds according to the invention can be prepared e.g. as described exemplarily as follows and according to the following specified reaction steps, or, particularly, in a manner as described by way of example in the following examples, or analogously or similarly thereto according to preparation procedures or synthesis strategies known to the person skilled in the art.

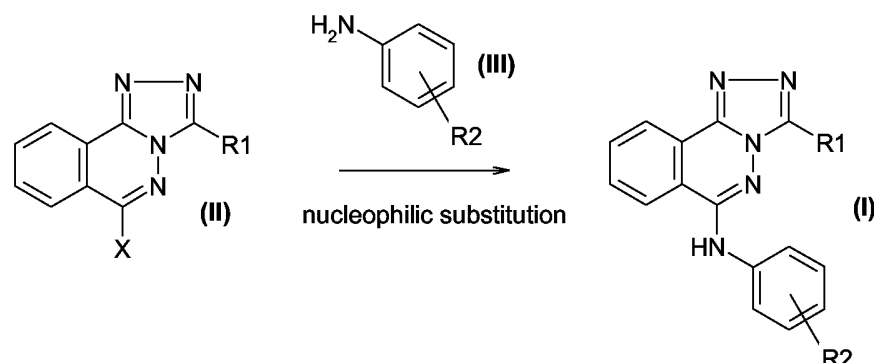
As shown in reaction scheme 1 below, compounds of formula I, in which R1 and R2 have those of the abovementioned meanings which are suitable for the conditions of the nucleophilic substitution reaction in which they are built, such as, for example, sulfonamides of formula I, in which R1 is methoxy and R2 is -S(O)₂N(R₄)R₅, or such as particularly compounds of formula I, in which R1 is methoxy and R2 is cyano, can be obtained from corresponding compounds of formula II, in which X is a suitable leaving group, particularly chlorine, by reaction with corresponding aniline derivatives of formula III.

Said nucleophilic substitution reaction can be carried out as described in the following examples or as known to the skilled person; thus, depending on the reactivity of the reactants, it can be carried out by melting the reaction partners without solvent together or by reacting the reaction partners in a suitable solvent, such as e.g. N,N-dimethylformamide, in the presence of a suitable base, such as e.g. sodium hydride or potassium carbonate, at a temperature to allow the reaction to proceed (this may be e.g., depending on the reactants, ambient temperature, elevated temperature, or reflux temperature of the solvent used or, under appropriate conditions, beyond it), optionally under microwave irradiation.

Compounds of formula III are known, commercially available or can be obtained in a known manner.

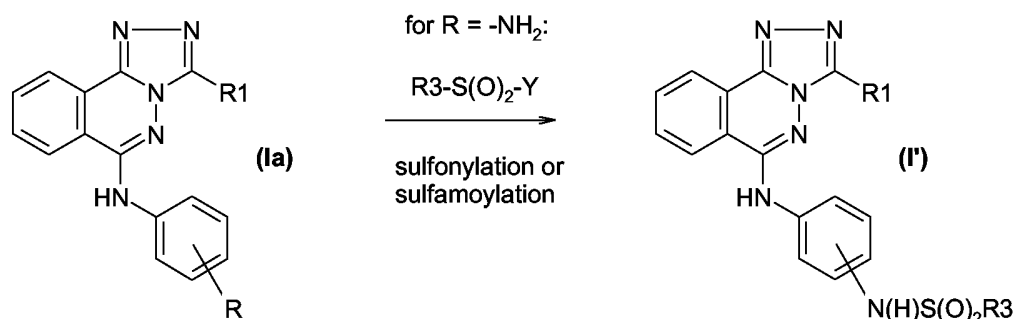
Compounds of formula II can be obtained as described later herein.

Reaction scheme 1



Isosulfonamides of formula I' as shown below, in which R₁ and R₂ have the abovementioned meanings, especially those, which are not accessible by the synthesis strategy shown in reaction scheme 1 above, can be obtained as shown in reaction scheme 2 below by sulfonylation or sulfamoylation of compounds of formula Ia, in which R₁ has the meanings given above and R is amino (-NH₂), with compounds of formula R³-S(O)₂Y, in which Y is a suitable leaving group, particularly chlorine (such as e.g. sulfonyl chlorides or sulfamoyl chlorides) under conditions habitual per se to the skilled person.

Reaction scheme 2



Compounds of formula R³-S(O)₂Y are known or can be obtained in a known manner.

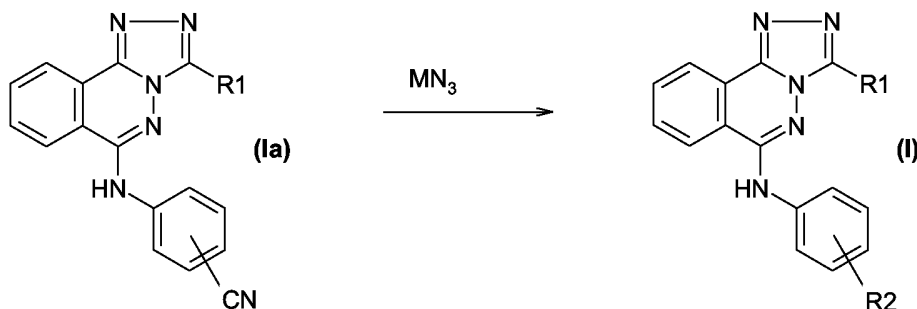
Compounds of formula Ia can be obtained directly as shown in reaction scheme 1 and described above by using phenylenediamine; or they are accessible by reduction of the nitro group of compounds of formula Ia, in which R₁ has the meanings mentioned above and R is nitro, with the aid of an appropriate reducing agent, such as e.g. tin dichloride.

Compounds of formula Ia, in which R₁ has the meanings mentioned above and R₂ is nitro, can be obtained according to reaction scheme 1 and as described above.

Compounds of formula I, in which R₁ has the meanings given above and R₂ is a tetrazolyl radical, can be obtained as shown in reaction scheme 2 below by [3+2]-cycloaddition reaction of compounds

of formula Ia, in which R1 has the meanings given above, with organic or, particularly, inorganic azides of formula MN_3 , in which M is a suitable metal cation, such as e.g. sodium, under conditions habitual per se to the skilled person or as described in the following examples.

Reaction scheme 3

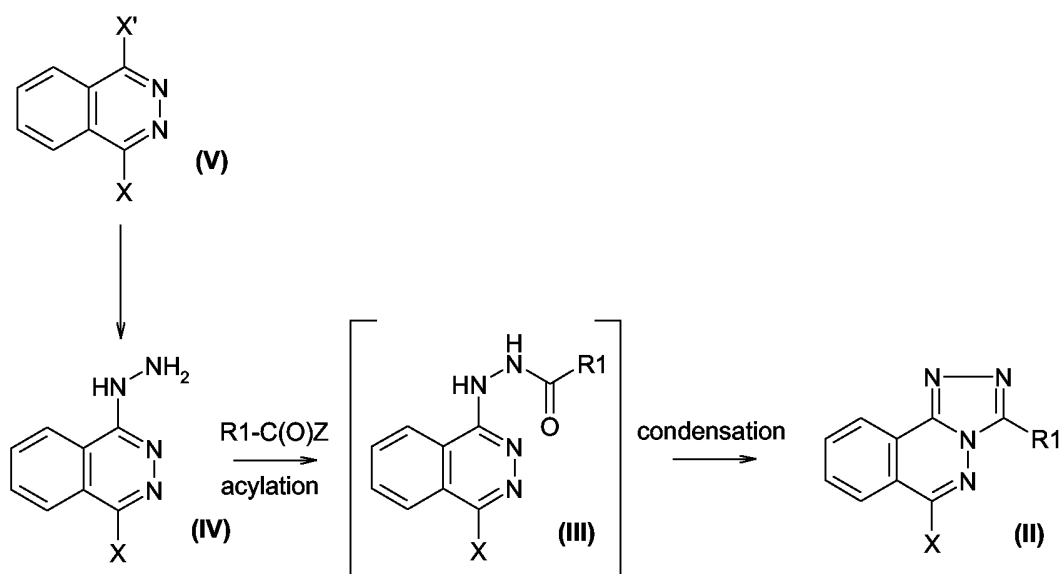


Compounds of formula I, in which R1 has the meanings given above and R2 is R6-substituted tetrazol-5-yl, wherein R6 is other than aryl, can be obtained by N-alkylation of the corresponding compounds of formula I, in which R2 is unsubstituted tetrazol-5-yl, with the corresponding compounds of formula R6-Y, in which Y is a suitable leaving group, such as e.g. iodine or bromine, in the presence of a suitable organic or inorganic base, like e.g. potassium carbonate. Said N-alkylation of the tetrazol-5-yl radical can be carried out in manner habitual per se to the skilled person, e.g. under phase transfer conditions in a suitable solvent, such as e.g. acetone, or as described in the following examples. Under the reaction conditions described, the 2-(R6)-2H-tetrazol-5-yl isomers are obtained preferentially compared to the 1-(R6)-1H-tetrazol-5-yl isomers.

Compounds of formula I, in which R1 has the meanings given above and R2 is R6-substituted tetrazol-5-yl, wherein R6 is aryl, can be obtained by N-arylation of the corresponding compounds of formula I, in which R2 is unsubstituted tetrazol-5-yl; such as, for example, as described in Tetrahedron Letters 43 (2002) 6221-6223, by palladium and copper catalyzed N-arylation using the corresponding diaryliodonium salts of formula $aryl-I^+-aryl$.

Starting compounds of formula II can be obtained as shown in reaction scheme 4 or as specified in the following examples; or they are art-known, such as e.g. from R. W. Carling et al., J. Med. Chem. Vol. 47, No. 7, 1807-1822 (2004), or they can be prepared according to known procedures or analogously or similarly to art-described compounds.

Reaction scheme 4



Compounds of formula II, in which R₁ has the meanings mentioned above and X is a suitable leaving group, particularly chlorine, can be obtained from corresponding compounds of formula IV either in one step by cyclization reaction with corresponding compounds of formula R₁-C(O)Z, in which Z is a suitable leaving group, such as e.g. chlorine; or in two steps via the isolatable intermediate of formula III, which is accessible by acylation of compounds of formula IV and which can be further reacted to desired compounds of formula II by condensation reaction.

Said reactions can be carried out as described in the following examples, or under conditions known to the skilled person or analogously to art-known reactions similar thereto. Thus, the aforementioned one-step cyclization reaction can be carried out similarly as described in J. Med. Chem. Vol. 31, 1988, p. 1115, in a suitable solvent, such as e.g. toluene, pyridine or dioxane, in the presence of a suitable base (e.g. triethylamine) at elevated temperature or the reflux temperature of the solvent used.

Compounds of formula IV can be obtained by nucleophilic substitution of compounds of formula V, in which X and X' can be the same and are suitable leaving groups, particularly X and X' are both chlorine, and hydrazine.

Compounds of formulae R₁-C(O)Z and V are known or can be obtained in a known manner.

Optionally, compounds of the formula I can be converted into their salts, or, optionally, salts of the compounds of the formula I can be converted into the free compounds.

It is moreover known to the person skilled in the art that if there are a number of reactive centers on a starting or intermediate compound it may be necessary to block one or more reactive centers temporarily by protective groups in order to allow a reaction to proceed specifically at the desired reaction center. A detailed description for the use of a large number of proven protective groups is

found, for example, in "Protective Groups in Organic Synthesis" by T. Greene and P. Wuts (John Wiley & Sons, Inc. 1999, 3rd Ed.) or in "Protecting Groups (Thieme Foundations Organic Chemistry Series N Group" by P. Kocienski (Thieme Medical Publishers, 2000).

The substances of formula I according to the invention are isolated and purified in a manner known per se, for example by distilling off the solvent under reduced pressure and recrystallizing the residue obtained from a suitable solvent or subjecting it to one of the customary purification methods, such as, for example, column chromatography on a suitable support material.

Salts are obtained by dissolving the free compound in a suitable solvent (e.g. a ketone, such as acetone, methyl ethyl ketone or methyl isobutyl ketone, an ether, such as diethyl ether, tetrahydrofuran or dioxane, a chlorinated hydrocarbon, such as methylene chloride or chloroform, or a low-molecular-weight aliphatic alcohol, such as ethanol or isopropanol) which contains the desired acid or base, or to which the desired acid or base is then added. The salts are obtained by filtering, reprecipitating, precipitating with a nonsolvent for the addition salt or by evaporating the solvent. Salts obtained can be converted into the free compounds, which can in turn be converted into salts, by alkalization or by acidification. In this manner, pharmacologically unacceptable salts can be converted into pharmacologically acceptable salts.

Suitably, the conversions mentioned in this invention can be carried out analogously or similarly to methods which are familiar per se to the person skilled in the art.

The person skilled in the art knows on the basis of his/her knowledge and on the basis of those synthesis routes, which are shown and described within the description of this invention, how to find other possible synthesis routes for compounds of formula I. All these other possible synthesis routes are also part of this invention.

Having described the invention in detail, the scope of the present invention is not limited only to those described characteristics or embodiments. As will be apparent to persons skilled in the art, modifications, analogies, variations, derivations, homologisations and adaptations to the described invention can be made on the base of art-known knowledge and/or, particularly, on the base of the disclosure (e.g. the explicate, implicate or inherent disclosure) of the present invention without departing from the spirit and scope of this invention as defined by the scope of the appended claims.

The following examples serve to illustrate the invention further without restricting it. Likewise, further compounds of formula I, whose preparation is not explicitly described, can be prepared in an analogous or similar manner or in a manner familiar per se to the person skilled in the art using customary process techniques.

- 27 -

The compounds of formula I according to the present invention which are mentioned in the following examples as final compounds, as well as their salts are a preferred subject of the present invention.

In the examples, MS stands for mass spectrum, calc. for calculated, fnd. for found, and other abbreviations have their meanings customary per se to the skilled person.

Examples**Final Compounds:**

Starting from N-[3-(4-methoxyphenyl)-[1,2,4]triazolo[3,4-a]phthalazin-6-yl]-benzene-1,4-diamine (compound A1) and the appropriate art-known sulfonyl chloride or sulfamoyl chloride the following compounds 1 to 8 can be obtained analogously as described for compound 13.

1. Thiophene-2-sulfonic acid {4-[3-(4-methoxy-phenyl)-[1,2,4]triazolo[3,4-a]phthalazin-6-ylamino]-phenyl}-amide

m.p. 351-353°C

MS: calc. C₂₆ H₂₀ N₆ O₃ S₂ (528.62) found [M+1] 528.7

2. 1-Methyl-1H-imidazole-4-sulfonic acid {4-[3-(4-methoxy-phenyl)-[1,2,4]triazolo[3,4-a]phthalazin-6-ylamino]-phenyl}-amide

m.p. 346-348°C

MS: calc. C₂₆ H₂₂ N₈ O₃ S (526.58) found [M+1] 526.9

3. N-{4-[3-(4-Methoxy-phenyl)-[1,2,4]triazolo[3,4-a]phthalazin-6-ylamino]-phenyl}-methanesulfonamide

m.p. 318-320°C

MS: calc. C₂₃ H₂₀ N₆ O₃ S (460.52) found [M+1] 460.7

4. N-{4-[3-(4-Methoxy-phenyl)-[1,2,4]triazolo[3,4-a]phthalazin-6-ylamino]-phenyl}-1-phenyl-methanesulfonamide

m.p. 304-306°C

MS: calc. C₂₉ H₂₄ N₆ O₃ S (536.62) found [M+1] 536.7

5. 3-Methoxy-N-{4-[3-(4-methoxy-phenyl)-[1,2,4]triazolo[3,4-a]phthalazin-6-ylamino]-phenyl}-benzenesulfonamide

m.p. 290°C

MS: calc. C₂₉ H₂₄ N₆ O₄ S (552.62) found [M+1] 552.9

6. Morpholine-4-sulfonic acid {4-[3-(4-methoxy-phenyl)-[1,2,4]triazolo[3,4-a]phthalazin-6-ylamino]-phenyl}-amide

m.p. 266-270°C

MS: calc. C₂₆ H₂₅ N₇ O₄ S (531.60) found [M+1] 532.1

7. [4-(N,N-dimethylsulfamoyl)-phenyl]-[3-(4-methoxy-phenyl)-[1,2,4]triazolo[3,4-a]phthalazin-6-yl]-amine

m.p. 276-278°C

MS: calc. C₂₄ H₂₃ N₇ O₃ S (489.56) found [M+1] 490.1

8. N-{4-[3-(4-Methoxy-phenyl)-[1,2,4]triazolo[3,4-a]phthalazin-6-ylamino]-phenyl}-4-methyl-benzenesulfonamide

MS: calc. C₂₉ H₂₄ N₆ O₃ S (536.62) found: [M+1] 537.3

Starting from N-[3-(4-methoxyphenyl)-[1,2,4]triazolo[3,4-a]phthalazin-6-yl]-benzene-1,3-diamine (compound A2) and the appropriate art-known sulfonyl chloride or sulfamoyl chloride the following compounds 9 to 19 can be obtained analogously as described for compound 13.

9. N-{3-[3-(4-Methoxy-phenyl)-[1,2,4]triazolo[3,4-a]phthalazin-6-ylamino]-phenyl}-4-methyl-benzenesulfonamide

m.p. 336-346°C (decomposition)

MS: calc. C₂₉ H₂₄ N₆ O₃ S (536.62) found [M+1] 536.7

10. 4-Methoxy-N-{3-[3-(4-methoxy-phenyl)-[1,2,4]triazolo[3,4-a]phthalazin-6-ylamino]-phenyl}-benzenesulfonamide

m.p. 328-331°C (decomposition)

MS: calc. C₂₉ H₂₄ N₆ O₄ S (552.62) found [M+1] 552.8

11. 1-Methyl-1H-imidazole-4-sulfonic acid {3-[3-(4-methoxy-phenyl)-[1,2,4]triazolo[3,4-a]phthalazin-6-ylamino]-phenyl}-amide

m.p. 184-187°C

MS: calc. C₂₆ H₂₂ N₈ O₃ S (526.58) found [M+1] 526.8

12. 4-Acetyl-N-{3-[3-(4-methoxy-phenyl)-[1,2,4]triazolo[3,4-a]phthalazin-6-ylamino]-phenyl}-benzenesulfonamide

m.p. 352-354°C

MS: calc. C₃₀ H₂₄ N₆ O₄ S (564.63) found [M+1] 564.9

13. [3-(N,N-dimethylsulfamoyl)-phenyl]-[3-(4-methoxy-phenyl)-[1,2,4]triazolo[3,4-a]phthalazin-6-yl]-amine

To a suspension of N-[3-(4-methoxyphenyl)-[1,2,4]triazolo[3,4-a]phthalazin-6-yl]-benzene-1,3-diamine (compound A2) (1.90 g) and DMAP (304 mg) in a 3:1:1 mixture of anhydrous pyridine, anhydrous acetonitrile and anhydrous dichloromethane (100 mL) is added dimethylsulfamoyl chloride (2.67 mL). The mixture is stirred at RT for 3 days and filtered. The filtrate is concentrated in vacuum and a non-

- 30 -

saturated solution of NaHCO_3 (250 mL) is added to the residue. The suspension is filtered and the solid washed with a minimum of MeOH and AcOEt. Purification of residue by column chromatography ($\text{CH}_2\text{Cl}_2/\text{MeOH}$, 98:2) gives 1.43 g of the title compound as white powder.

MS: calc. $\text{C}_{24}\text{H}_{23}\text{N}_7\text{O}_3\text{S}$ (489.56) found $[\text{M}+1]$ 489.7

M.p.: 254-257°C

14. 3-Methoxy-N-{3-[3-(4-methoxy-phenyl)-[1,2,4]triazolo[3,4-a]phthalazin-6-ylamino]-phenyl}-benzenesulfonamide

m.p. 328-332°C

MS: calc. $\text{C}_{29}\text{H}_{24}\text{N}_6\text{O}_4\text{S}$ (552.62) found $[\text{M}+1]$ 552.8

15. N-{3-[3-(4-Methoxy-phenyl)-[1,2,4]triazolo[3,4-a]phthalazin-6-ylamino]-phenyl}-1-phenyl-methanesulfonamide

m.p. 289-292°C

MS: calc. $\text{C}_{29}\text{H}_{24}\text{N}_6\text{O}_3\text{S}$ (536.62) found $[\text{M}+1]$ 536.8

16. 6-Morpholin-4-yl-pyridine-3-sulfonic acid {3-[3-(4-methoxy-phenyl)-[1,2,4]triazolo[3,4-a]phthalazin-6-ylamino]-phenyl}-amide

m.p. 323-329°C

MS: calc. $\text{C}_{31}\text{H}_{28}\text{N}_8\text{O}_4\text{S}$ (608.68) found $[\text{M}+1]$ 608.7

17. Thiophene-2-sulfonic acid {3-[3-(4-methoxy-phenyl)-[1,2,4]triazolo[3,4-a]phthalazin-6-ylamino]-phenyl}-amide

m.p. 327-331°C

MS: calc. $\text{C}_{26}\text{H}_{20}\text{N}_6\text{O}_3\text{S}_2$ (528.62) found $[\text{M}+1]$ 528.7

18. N-(4-{3-[3-(4-Methoxy-phenyl)-[1,2,4]triazolo[3,4-a]phthalazin-6-ylamino]-phenyl}sulfamoyl)-phenyl)-acetamide

m.p. 328-331°C

MS: calc. $\text{C}_{30}\text{H}_{25}\text{N}_7\text{O}_4\text{S}$ (579.64) found $[\text{M}+1]$ 579.7

19. N-{3-[3-(4-Methoxyphenyl)-[1,2,4]triazolo[3,4-a]phthalazin-6-ylamino]-phenyl}-methanesulfonamide

m.p. 304.9°C

MS: calc. $\text{C}_{23}\text{H}_{20}\text{N}_6\text{O}_3\text{S}$ (460,52) m.p.: 305 °C

- 31 -

Starting from 6-chloro-3-(4-methoxy-phenyl)-[1,2,4]triazolo[3,4-a]phthalazine (compound B1) and the appropriate art-known aniline derivatives, the following compounds 20 to 25 can be obtained analogously to one of the procedures as described for compound A1.

20. 4-[3-(4-Methoxyphenyl)-[1,2,4]triazolo[3,4-a]phthalazin-6-ylamino]-benzenesulfonamide

MS: calc. C₂₂ H₁₈ N₆ O₃ S (446,49) found: [M+1] 447.3

21. 4-[3-(4-Methoxyphenyl)-[1,2,4]triazolo[3,4-a]phthalazin-6-ylamino]-N-pyrimidin-2-yl-benzenesulfon amide

m.p. > 350°C

MS: calc. C₂₆ H₂₀ N₈ O₃ S (524,57) m.p.: >350 °C

22. [3-(4-Methoxyphenyl)-[1,2,4]triazolo[3,4-a]phthalazin-6-yl]-[4-(morpholine-4-sulfonyl)-phenyl]-amine

m.p. 330°C

MS: calc. C₂₆ H₂₄ N₆ O₄ S (516,58) m.p.: 330 °C

23. 3-[3-(4-Methoxy-phenyl)-[1,2,4]triazolo[3,4-a]phthalazin-6-ylamino]-benzenesulfonamide

m.p. 342-349°C

MS: calc. C₂₂ H₁₈ N₆ O₃ S (446,49) found [M+1] 446.8

24. 3-[3-(4-Methoxy-phenyl)-[1,2,4]triazolo[3,4-a]phthalazin-6-ylamino]-N,N-dimethyl-benzenesulfonamide

m.p. 220-227°C

MS: calc. C₂₄ H₂₂ N₆ O₃ S (474,55) found [M+1] 475.0

25. [3-(4-Methoxyphenyl)-[1,2,4]triazolo[3,4-a]phthalazin-6-yl]-[3-(morpholine-4-sulfonyl)-phenyl]-amine

m.p. 265.4°C

MS: calc. C₂₆ H₂₄ N₆ O₄ S (516,58) m.p.: 265 °C

Starting from the appropriate diamine selected from compound A9, A14 and A15 and the art-known sulfamoyl chloride the following compounds 26 to 28 can be obtained analogously as described for compound 13.

26. [3-(N,N-dimethylsulfamoyl)-phenyl]-[3-(2-N,N-dimethylamin-phenyl)-[1,2,4]triazolo[3,4-a]phthalazin-6-yl]-amine

m.p. 235-239°C

MS: calc. C₂₅ H₂₆ N₈ O₂ S (502.60) found [M+1] 503.6

27. [3-(N,N-dimethylsulfamoyl)-phenyl]-[3-(2-bromo-phenyl)-[1,2,4]triazolo[3,4-a]phthalazin-6-yl]-amine

m.p. 236-238°C

MS: calc. C₂₃ H₂₀ Br N₇ O₂ S (538.43) found [M+1] 538.0

28. [3-(N,N-dimethylsulfamoyl)-phenyl]-[3-(4-bromo-phenyl)-[1,2,4]triazolo[3,4-a]phthalazin-6-yl]-amine

m.p. 290-293°C

MS: calc. C₂₃ H₂₀ Br N₇ O₂ S (538.43) found [M+1] 540.0

Analogously to compounds 20-25, starting from 6-chloro-3-(4-methoxy-phenyl)-[1,2,4]triazolo[3,4-a]phthalazine (compound B1) and the appropriate art-known aniline derivatives, the following compounds 29 and 30 can be obtained analogously to one of the procedures as described for compound A1.

29. [3-(4-Methoxy-phenyl)-[1,2,4]triazolo[3,4-a]phthalazin-6-yl]-[3-(pyrrolidine-1-sulfonyl)-phenyl]-amine

m.p. 292-295°C

MS: calc. C₂₆ H₂₄ N₆ O₃ S (500.58) found [M+H] 501.2

30. [3-(4-Methoxy-phenyl)-[1,2,4]triazolo[3,4-a]phthalazin-6-yl]-[3-(piperidine-1-sulfonyl)-phenyl]-amine

m.p. 275-280°C

MS: calc. C₂₇ H₂₆ N₆ O₃ S (514.61) found [M+H] 515.3

Starting from the appropriate diamine selected from compound A8, A7, A10 and A2 and the art-known sulfamoyl chloride, the following compounds 31 to 34 can be obtained analogously as described for compound 13.

31. 3-(N,N-dimethylsulfamoyl)-phenyl]-[3-(2-fluoro-phenyl)-[1,2,4]triazolo[3,4-a]phthalazin-6-yl]-amine

m.p. 252-256°C

MS: calc. C₂₃ H₂₀ F N₇ O₂ S (477.52) found [M+H] 478.0

32. 3-(N,N-dimethylsulfamoyl)-phenyl]-[3-(2-methoxy-phenyl)-[1,2,4]triazolo[3,4-a]phthalazin-6-yl]-amine

m.p. 229-233°C

MS: calc. C₂₄ H₂₃ N₇ O₃ S (489.56) found [M+H] 490.1

33. [3-(N,N-dimethylsulfamoyl)-phenyl]-[3-(2-trifluoromethyl-phenyl)-[1,2,4]triazolo[3,4-a]phthalazin-6-yl]-amine

m.p. 251-254°C

MS: calc. C₂₄ H₂₀ F₃ N₇ O₂ S (527.53) found (M+1) 528.1**34. Morpholine-4-sulfonic acid {3-[3-(4-methoxy-phenyl)-[1,2,4]triazolo[3,4-a]phthalazin-6-ylamino]-phenyl}-amide**

m.p. 264°C (decomposition)

MS: calc. C₂₆ H₂₅ N₇ O₄ S (531.6) found (M+1) 532.2

Starting from 6-chloro-3-(4-methoxybenzyl)-[1,2,4]triazolo[3,4-a]phthalazine (compound C10) and the appropriate art-known aniline derivative, the following sulfonamide compound 35 can be obtained analogously to compounds 20-25 by one of the procedures as described for compound A1.

35. [3-(4-Methoxy-benzyl)-[1,2,4]triazolo[3,4-a]phthalazin-6-yl]-[4-(piperidine-1-sulfonyl)-phenyl]-amineMS: calc. C₂₈ H₂₈ N₆ O₃ S (528.54) found (M+1) 529.13; m.p. 283-285°C

Starting from 6-Chloro-3-(4-methoxybenzyl)-[1,2,4]triazolo[3,4-a]phthalazine (compound C10) and m-phenylene-diamine, the compound 36 can be obtained analogously to one of the procedures as described for compound A1.

36. N-[3-(4-Methoxybenzyl)-[1,2,4]triazolo[3,4-a]phthalazin-6-yl]-benzene-1,3-diamine

Starting from N-[3-(4-Methoxybenzyl)-[1,2,4]triazolo[3,4-a]phthalazin-6-yl]-benzene-1,3-diamine (compound 36) and the appropriate art-known sulfonyl chloride or sulfamoyl chloride, the following compounds 37 and 38 can be obtained analogously as described for compound 13.

37. [3-(N,N-dimethylsulfamoyl)-phenyl]-[3-(4-methoxy-benzyl)-[1,2,4]triazolo[3,4-a]phthalazin-6-yl]-amineMS: for C₂₅ H₂₅ N₇ O₃ S (503.59) found (M+1) 504.11; m.p. 267-269°C**38. N-{3-[3-(4-Methoxy-benzyl)-[1,2,4]triazolo[3,4-a]phthalazin-6-ylamino]-phenyl}-methanesulfonamide**MS: calc. C₂₄ H₂₂ N₆ O₃ S (474.55) found (M+1) 475.13; m.p. 289-281°C

Further, the final compounds T1 to T9 are synthesized as follows:

T1. 3-[3-(4-Methoxyphenyl)-[1,2,4]triazolo[3,4-a]phthalazin-6-ylamino]-benzonitrile

The title compound can be obtained analogously as described in Example T2.

MS: calc. C₂₃ H₁₆ N₆ O (392,42)

found [M+1] 393.3

T2. 4-[3-(4-Methoxyphenyl)-[1,2,4]triazolo[3,4-a]phthalazin-6-ylamino]-benzonitrile

295 mg of 4-amino-benzonitrile and 6 mg of sodium hydride (60 %) in 2.5 ml of N,N-dimethylformamide are treated with 100 mg of 6-chloro-3-(4-methoxy-phenyl)-[1,2,4]triazolo[3,4-a]phthalazine (compound B1) at ambient temperature. After 10 min the reaction mixture is added to water, the precipitate is filtered with suction and the solid is recrystallized from N,N-dimethylformamide to yield 107mg of the title compound.

m.p.: 314 °C

EF: C₂₃ H₁₆ N₆ O (392.42)

found: [M+1] 393.3

T3. [3-(4-Methoxy-phenyl)-[1,2,4]triazolo[3,4-a]phthalazin-6-yl]-[3-(2H-tetrazol-5-yl)-phenyl]-amine

To a suspension of 3-[3-(4-methoxyphenyl)-[1,2,4]triazolo[3,4-a]phthalazin-6-ylamino]-benzonitrile (compound T1) (5.0 g, 12.7 mmol) in N-methylpyrrolidinone (80 mL) are added sodium azide (2.90 g, 44.6 mmol) and triethyl amine hydrochloride (6.14 g, 44.6 mmol). The mixture is stirred at 100°C for 2 days. Upon cooling, water (400 mL) is added to the reaction mixture and the resulting precipitate is filtered. The solid is washed successively with MeOH, AcOEt, a saturated solution of NH₄Cl and water. The residue is dried azeotropically with toluene to yield 2.97g (54%) of the title compound as light brown solid.

M.p.: 305°C - 308°C

MS: calc. C₂₃ H₁₇ N₉ O (435.45)

found [M+1] 435.8

T4. [3-(4-Methoxy-phenyl)-[1,2,4]triazolo[3,4-a]phthalazin-6-yl]-[4-(2H-tetrazol-5-yl)-phenyl]-amine

Starting from compound T2 the title compound can be obtained analogously as described in Example 3.

m.p. 281-284°C

T5. [3-(4-Methoxy-phenyl)-[1,2,4]triazolo[3,4-a]phthalazin-6-yl]-[3-(2-methyl-2H-tetrazol-5-yl)-phenyl]-amine

To a suspension of [3-(4-methoxy-phenyl)-[1,2,4]triazolo[3,4-a]phthalazin-6-yl]-[3-(2H-tetrazol-5-yl)-phenyl]-amine (compound T3) (111 mg, 0.25 mmol) in a mixture of DMF/acetone 1:1 (8 mL) are added methyl iodide (79 µg, 1.25 mmol) and K₂CO₃ (53 mg, 0.37 mmol). The mixture is stirred at room temperature over night. The reaction mixture is concentrated and water is added. The resulting precipitate is filtered and washed with methanol to yield 23 mg of the title compound as white powder.

M.p.: 256°C - 259°C

MS: calc. C₂₄ H₁₉ N₉ O (449.48)

found [M+1] 449.7

- 35 -

T6. [3-(4-Methoxy-phenyl)-[1,2,4]triazolo[3,4-a]phthalazin-6-yl]-[4-(2-methyl-2H-tetrazol-5-yl)-phenyl]-amine

Starting from compound T4 the title compound can be obtained analogously as described in Example

T5. Purification can be obtained by flash chromatography with CH₂Cl₂/methanol as eluent.

M.p.: 289°C - 293°C

MS: calc. C₂₄ H₁₉ N₉ O (449.48) found [M+1] 450.1

T7. 3-[3-(4-Methoxybenzyl)-[1,2,4]triazolo[3,4-a]phthalazin-6-ylamino]-benzonitrile

Starting from C10 and 3-aminobenzonitrile, the title compound can be obtained analogously as described in example T2 as a tan solid.

T8. [3-(4-Methoxy-benzyl)-[1,2,4]triazolo[3,4-a]phthalazin-6-yl]-[3-(2H-tetrazol-5-yl)-phenyl]-amine

Starting from T7, the title compound can be obtained analogously as described in example T3.

M.p.: 292°C - 293°C

MS: calc. C₂₄ H₁₉ N₉ O (449.48) found [M+1] 450.17

T9. [3-(4-Methoxy-benzyl)-[1,2,4]triazolo[3,4-a]phthalazin-6-yl]-[3-(2-methyl-2H-tetrazol-5-yl)-phenyl]-amine

Starting from T8, the title compound can be obtained analogously as described in example T5.

M.p.: 262°C - 264°C

MS: calc. C₂₅ H₂₁ N₉ O (463.51) found [M+1] 464.0

Starting compounds**A1. N-[3-(4-Methoxyphenyl)-[1,2,4]triazolo[3,4-a]phthalazin-6-yl]-benzene-1,4-diamine**

1.0 g 6-chloro-3-(4-methoxy-phenyl)-[1,2,4]triazolo[3,4-a]phthalazine (compound B1) and 2.7 g p-phenylene-diamine are stirred at 170 °C for 5 h. The reaction mixture is diluted with 6 ml ethanol and the precipitate is filtered with suction. The solid is recrystallized from N,N-dimethylformamide to yield 1.04 g of the title compound (m.p.: 295 °C).

EF: C₂₂ H₁₈ N₆ O (382.43)

found: [M+1] 383.3

Alternative reaction procedure I:

100 mg 6-chloro-3-(4-methoxy-phenyl)-[1,2,4]triazolo[3,4-a]phthalazine (compound B1), 1-3 mmol of the appropriate aniline derivative and 30 mg potassium carbonate are stirred in 2,5 ml N,N-dimethylformamide at 140 °C for 4 h or at 200 °C for 10 min under microwave irradiation. The reaction mixture is diluted with dichloromethane / water or sodium hydroxide solution, the precipitate is filtered with suction, washed with water and recrystallized from N,N-dimethylformamide.

Alternative reaction procedure II:

2.5 mmol of the appropriate aniline derivative and 2.5 mmol sodium hydride (60 %) in 2.5 ml N,N-dimethylformamide are treated with 100 mg 6-chloro-3-(4-methoxy-phenyl)-[1,2,4]triazolo[3,4-a]phthalazine (compound B1) at ambient temperature. After 10 min the reaction mixture is added to water, the precipitate is filtered with suction and the solid is recrystallized from N,N-dimethylformamide.

Alternative work up procedure:

The product is purified by column chromatography via silica gel.

A2. N-[3-(4-Methoxyphenyl)-[1,2,4]triazolo[3,4-a]phthalazin-6-yl]-benzene-1,3-diamine

Starting from 6-chloro-3-(4-methoxy-phenyl)-[1,2,4]triazolo[3,4-a]phthalazine (compound B1) and m-phenylene-diamine, the title compound can be obtained analogously to one of the procedures as described for compound A1.

m.p.: 295 °C

EF: C₂₂ H₁₈ N₆ O (382.43)

found: [M+1] 383.3

Starting from the appropriate starting compound selected from B2 to B9 the following compounds A3 to A10 can be obtained by reduction reaction analogously as described for compound A11; or, alternatively, starting from the appropriate starting compound C7 or C8 and the appropriate phenylene-diamine the following compounds A3 to A11 can be obtained analogously as described for compound A1.

A3. N-[3-(2-Methoxyphenyl)-[1,2,4]triazolo[3,4-a]phthalazin-6-yl]-benzene-1,4-diamine

m.p. 150-154°C

MS: calc. C₂₂ H₁₈ N₆ O (382.43) found [M+1] 383.1

A4. N-[3-(2-Fluorophenyl)-[1,2,4]triazolo[3,4-a]phthalazin-6-yl]-benzene-1,4-diamine

A5. N-[3-(2-Bromophenyl)-[1,2,4]triazolo[3,4-a]phthalazin-6-yl]-benzene-1,4-diamine

m.p. 200-210°C

MS: calc. C₂₁ H₁₅ Br N₆ (431.30) found [M+1] 431.0

A6. N-[3-(2-Trifluoromethyl-phenyl)-[1,2,4]triazolo[3,4-a]phthalazin-6-yl]-benzene-1,4-diamine

m.p. 160-170°C

MS: calc. C₂₂ H₁₅ F₃ N₆ (420.40) found [M+1] 421.0

A7. N-[3-(2-Methoxyphenyl)-[1,2,4]triazolo[3,4-a]phthalazin-6-yl]-benzene-1,3-diamine

m.p. 130-135°C

MS: calc. C₂₂ H₁₈ N₆ O (382.43) found [M+1] 383.1

A8. N-[3-(2-Fluorophenyl)-[1,2,4]triazolo[3,4-a]phthalazin-6-yl]-benzene-1,3-diamine

A9. N-[3-(2-Bromophenyl)-[1,2,4]triazolo[3,4-a]phthalazin-6-yl]-benzene-1,3-diamine

m.p. 137-142°C

MS: calc. C₂₁ H₁₅ Br N₆ (431.30) found [M+1] 433.1

A10. N-[3-(2-Trifluoromethyl-phenyl)-[1,2,4]triazolo[3,4-a]phthalazin-6-yl]-benzene-1,3-diamine

A11. N-[3-(2-Methyl-phenyl)-[1,2,4]triazolo[3,4-a]phthalazin-6-yl]-benzene-1,3-diamine

To a suspension of (3-nitro-phenyl)-(3-o-tolyl-[1,2,4]triazolo[3,4-a]-phthalazin-6-yl)-amine (compound B10) (263 mg, 0.66 mmol) in a 2:1 mixture of glacial acetic acid and 37% hydrochloric acid (18ml) is added tin chloride dihydrate (450 mg, 1.99 mmol). The mixture is stirred at 90°C for 2 days. Upon cooling, the precipitate is filtered and the filtrate concentrated. Purification of residue by column chromatography (CH₂Cl₂/MeOH, 95:5) gives 205 mg of an off-white solid which is triturated with a 1:1 mixture of isopropanol and petroleum ether to yield 77 mg of the title compound as off-white needles.

Starting from the appropriate starting compound selected from B11 to B14 the following compounds A12 to A15 can be obtained by reduction reaction analogously as described for compound A11; or, alternatively, starting from the appropriate starting compound C2 to C6 and the appropriate phenylene-diamine the following compounds A12 to A15 can be obtained analogously as described for compound A1.

A12. N-[3-(4-Bromophenyl)-[1,2,4]triazolo[3,4-a]phthalazin-6-yl]-benzene-1,4-diamine

A13. N-[3-(2-N,N-Dimethylamino-phenyl)-[1,2,4]triazolo[3,4-a]phthalazin-6-yl]-benzene-1,4-diamine

A14. N-[3-(4-Bromophenyl)-[1,2,4]triazolo[3,4-a]phthalazin-6-yl]-benzene-1,3-diamine

m.p. 327-332°C

A15. N-[3-(2-N,N-Dimethylamino-phenyl)-[1,2,4]triazolo[3,4-a]phthalazin-6-yl]-benzene-1,3-diamine

B1. 6-Chloro-3-(4-methoxy-phenyl)-[1,2,4]triazolo[3,4-a]phthalazine

6,0 g (4-chloro-phthalazin-1-yl)-hydrazine (compound C1) are suspended in a mixture of 160 ml toluene and 18 ml triethylamine at 60 °C and treated with a solution of 6,0 g 4-methoxy-benzoyl chloride in 48 ml toluene. The mixture is stirred at 110 °C for 6 h, cooled to ambient temperature, filtered with suction and rinsed with toluene. The solid is recrystallized from N,N-dimethylformamide, the precipitate is washed with water and dried to yield 5.2 g of the title compound (m.p.: 192-193 °C).

EF: C₁₆ H₁₁ Cl N₄ O (310.75)

found: [M+1] 311.2

Alternative work up procedure:

The products can be purified by column chromatography via silica gel.

Starting from the appropriate starting compound C2 to C8 and the appropriate aniline derivative, the following compounds B2 to B14 may be obtained analogously to one of the procedures as described for compound A1.

B2. (4-Nitro-phenyl)-{3-(2-methoxy-phenyl)-[1,2,4]triazolo[3,4-a]-phthalazin-6-yl}-amine

B3. (4-Nitro-phenyl)-{3-(2-fluoro-phenyl)-[1,2,4]triazolo[3,4-a]-phthalazin-6-yl}-amine

B4. (4-Nitro-phenyl)-{3-(2-bromo-phenyl)-[1,2,4]triazolo[3,4-a]-phthalazin-6-yl}-amine

B5. (4-Nitro-phenyl)-{3-(2-trifluoromethyl-phenyl)-[1,2,4]triazolo[3,4-a]-phthalazin-6-yl}-amine

B6. (3-Nitro-phenyl)-{3-(2-methoxy-phenyl)-[1,2,4]triazolo[3,4-a]-phthalazin-6-yl}-amine

B7. (3-Nitro-phenyl)-{3-(2-fluoro-phenyl)-[1,2,4]triazolo[3,4-a]-phthalazin-6-yl}-amine

B8. (3-Nitro-phenyl)-{3-(2-bromo-phenyl)-[1,2,4]triazolo[3,4-a]-phthalazin-6-yl}-amine

B9. (3-Nitro-phenyl)-{3-(2-trifluoromethyl-phenyl)-[1,2,4]triazolo[3,4-a]-phthalazin-6-yl}-amine

B10. (3-Nitro-phenyl)-{3-(o-tolyl)-[1,2,4]triazolo[3,4-a]-phthalazin-6-yl}-amine

B11. (4-Nitro-phenyl)-{3-(4-bromo-phenyl)-[1,2,4]triazolo[3,4-a]-phthalazin-6-yl}-amine

B12. (4-Nitro-phenyl)-{3-(2-N,N-dimethylamino-phenyl)-[1,2,4]triazolo[3,4-a]-phthalazin-6-yl}-amine

B13. (3-Nitro-phenyl)-{3-(4-bromo-phenyl)-[1,2,4]triazolo[3,4-a]-phthalazin-6-yl}-amine

B14. (3-Nitro-phenyl)-{3-(2-N,N-dimethylamino-phenyl)-[1,2,4]triazolo[3,4-a]-phthalazin-6-yl}-amine

C1. (4-Chloro-phthalazin-1-yl)-hydrazine

10 g commercially available dichlorophthalazine are added portionwise at 90 °C to a solution of 50 ml ethanol and 20 ml hydrazine hydrate. After 10 min the reaction mixture is cooled to ambient

temperature, the precipitate is filtered with suction and rinsed with ethanol to yield 8,4 g of the title compound.

EF: C₈ H₇ Cl N₄ (194.62) found: [M+1] 195.0

Starting from (4-chloro-phthalazin-1-yl)-hydrazine (compound C1) and the appropriate benzoic acid derivatives, the following compounds C2 to C8 can be obtained analogously to the procedure as described for compound B1 or C9. The compounds C2 to C8 can be used as starting compounds for the preparation of further compounds according to this invention.

C2. 6-Chloro-3-(2-methoxy-phenyl)-[1,2,4]triazolo[3,4-a]phthalazine

m.p. 136-140°C

EF: C₁₆ H₁₁ Cl N₄ O (310.75) found: [M+1] 311.3

C3. 6-Chloro-3-(2-fluoro-phenyl)-[1,2,4]triazolo[3,4-a]phthalazine

m.p. 185-188°C

EF: C₁₅ H₈ Cl F N₄ (298.71) found: [M+1] 299.0

C4. 6-Chloro-3-(2-bromo-phenyl)-[1,2,4]triazolo[3,4-a]phthalazine

m.p. 197-200°C

EF: C₁₅ H₈ Br Cl N₄ (359.61) found: [M+1] 358.8

C5. 6-Chloro-3-(2-trifluoromethyl-phenyl)-[1,2,4]triazolo[3,4-a]phthalazine

m.p. 225-228°C

EF: C₁₆ H₈ Cl F₃ N₄ (348.72) found: [M+1] 348.9

C6. 6-Chloro-3-(2-methyl-phenyl)-[1,2,4]triazolo[3,4-a]phthalazine

m.p. 189-191°C

C7. 6-Chloro-3-(4-bromo-phenyl)-[1,2,4]triazolo[3,4-a]phthalazine

m.p. 191-195°C

EF: C₁₅ H₈ Br Cl N₄ (359.61) found: [M+1] 358.8

C8. 6-Chloro-3-(2-N,N-dimethylamino-phenyl)-[1,2,4]triazolo[3,4-a]phthalazine

m.p. 180-185°C

EF: C₁₇ H₁₄ Cl N₅ (323.79) found: [M+1] 324.0

C9. 6-Chloro-3-phenyl-[1,2,4]triazolo[3,4-a]phthalazine

Step1:

2.5 g (4-chloro-phthalazin-1-yl)-hydrazine (compound C1) are suspended in 250 ml toluene and treated with a solution of 1.7 ml benzoic acid chloride in 50 ml toluene at reflux temperature. After 2 h the reaction mixture is cooled to ambient temperature and filtered with suction. The filtrate is concentrated under reduced pressure and the residue is recrystallized from N,N-dimethylformamide to yield 1.2 g of benzoic acid (4-chloro-2H-phthalazin-1-ylidene)-hydrazide.

m.p. 162°C

EF: C₁₅ H₁₁ Cl N₄ O (298.73) found: [M+1] 299.1

Step 2:

2.5 g benzoic acid (4-chloro-2H-phthalazin-1-ylidene)-hydrazide and 1 g triethylamine hydrochloride are suspended in 60 ml ethylene glycol and stirred at 130 °C for 3 h. The reaction mixture is cooled to

- 40 -

ambient temperature and added to 600 ml water. The product is extracted with dichloromethane, the organic layer is dried with sodium sulphate and concentrated under reduced pressure. The residue is recrystallized from N,N-dimethylformamide to give the title compound.

EF: C₁₅ H₉ Cl N₄ (280.72)

found: [M+1] 281.2

Alternative work up procedure: The products can be purified by column chromatography via silica gel.

Analogously, starting from (4-chloro-phthalazin-1-yl)-hydrazine (compound C1) and 4-methoxy-phenylacetyl chloride, the following compound C10 can be obtained analogously, as described for compound B1 or C9.

C10. 6-Chloro-3-(4-methoxybenzyl)-[1,2,4]triazolo[3,4-a]phthalazineEF: C₁₇ H₁₃ Cl N₄ O (324.77)

m.p.: 219.5°C

Commercial applicability

The compounds according to the invention have useful pharmacological properties which make them industrially utilizable. As selective inhibitors of cyclic GMP-hydrolysing phosphodiesterases (cGMP-PDE inhibitors) - preferentially of type 2 -, they are suitable on the one hand as therapeutics for conditions of pathologically enhanced endothelial activity and impaired endothelial barrier function such as septic shock, vascular edema, or diseases associated with unwanted neoangiogenesis. On the other hand, given the expression of PDE2 in neuronal tissue the compounds may also be useful in neurodegenerative conditions. In addition, PDE2 is expressed in human platelets and PDE2 inhibitors were shown to suppress platelet functions. In consequence, the compounds may be used as anti-thrombotics/platelet aggregation inhibitors. Furthermore, since PDE2 was shown in myocardium the compounds may afford a potential to protect against arrhythmias.

On account of their cGMP-PDE (preferentially PDE2) inhibiting properties, the compounds according to the invention can be employed in human and veterinary medicine as therapeutics, where they can be used, for example, for the treatment and prophylaxis of the following illnesses: (1) all conditions of pathologically enhanced endothelial activity/impaired endothelial barrier function such as multi-organ failure in particular acute respiratory distress syndrome (ARDS) in septic shock, pneumonia, acute and chronic airway disorders of varying origin (rhinitis, bronchitis, bronchial asthma, emphysema, COPD), angioedema, peripheral edema, cerebral edema for example traumatic or following stroke; (2) all conditions associated with pathologically enhanced neoangiogenesis such as all kinds of tumors (benign or malignant) which are associated with neoangiogenesis and all kinds of inflammatory diseases associated with neoangiogenesis for example disorders of the arthritis type (rheumatoid arthritis, rheumatoid spondylitis, osteoarthritis and other arthritic conditions), all forms of psoriasis, retinal blindness, bronchial asthma, inflammatory bowel disease, transplant rejection, allograft rejections, atherosclerosis; (3) all conditions for which platelet aggregation inhibition in conjunction with reduction of enhanced endothelial activation is desirable such as thromboembolic disorders and ischaemias covering myocardial infarct, cerebral infarct, transitory ischaemic attacks, angina pectoris, peripheral circulatory disorders, prevention of restenosis after thrombolysis therapy, percutaneous transluminal angioplasty (PTA), percutaneous transluminal coronary angioplasty (PTCA) and bypass; (4) all types of impaired cognition in particular cognitive disorders such as mild cognitive disorder (MCI), Alzheimer's disease, Lewy-Body dementia, Parkinson's disease and cerebrovascular dementia; (5) in cardiac arrhythmias, and (6) osteoporosis, bone fracture and/or defect, bone in-growth.

The invention further relates to a method for the treatment of mammals, including humans, which are suffering from one of the above mentioned illnesses. The method is characterized in that a therapeutically active and pharmacologically effective and tolerable amount of one or more of the compounds according to the invention is administered to the ill mammal.

- 42 -

The invention further relates to a method for inhibiting PDE, particularly PDE2, comprising contacting said PDE with an effective amount of a compound according to the invention.

The invention further relates to a method for inhibiting PDE, particularly PDE2, comprising administering a pharmacologically active and therapeutically effective and tolerable amount of at least one compound according to the invention to a mammal in need of such inhibition.

The invention further relates to the compounds according to the invention for use in the treatment and/or prophylaxis of illnesses, especially the illnesses mentioned.

The invention further relates to the compounds according to the invention having PDE, particularly PDE2, inhibitory activity.

The invention also relates to the use of the compounds according to the invention for the production of pharmaceutical compositions which are employed for the treatment and/or prophylaxis of the illnesses mentioned.

The invention also relates to the use of the compounds according to the invention for the production of pharmaceutical compositions which are employed for the treatment and/or prophylaxis of PDE-, particularly PDE2-, associated diseases.

The invention furthermore relates to pharmaceutical compositions for the treatment and/or prophylaxis of the illnesses mentioned, which contain one or more of the compounds according to the invention.

The invention moreover relates to pharmaceutical compositions having PDE, particularly PDE2, inhibitory activity.

Additionally, the invention relates to an article of manufacture, which comprises packaging material and a pharmaceutical agent contained within said packaging material, wherein the pharmaceutical agent is therapeutically effective for antagonizing the effects of the cyclic nucleotide phosphodiesterase of type 2 (PDE2), ameliorating the symptoms of an PDE2-mediated disorder, and wherein the packaging material comprises a label or package insert which indicates that the pharmaceutical agent is useful for preventing or treating PDE2-mediated disorders, and wherein said pharmaceutical agent comprises one or more compounds of formula 1 according to the invention. The packaging material, label and package insert otherwise parallel or resemble what is generally regarded as standard packaging material, labels and package inserts for pharmaceuticals having related utilities.

The administration of the pharmaceutical compositions according to the invention may be performed in any of the generally accepted modes of administration available in the art. Illustrative examples of

suitable modes of administration include intravenous, oral, nasal, parenteral, topical, transdermal and rectal delivery. Intravenous and oral delivery is preferred.

The pharmaceutical compositions are prepared by processes which are known per se and familiar to the person skilled in the art. As pharmaceutical compositions, the compounds according to the invention (= active compounds) are either employed as such, or preferably in combination with suitable pharmaceutical auxiliaries and/or excipients, e.g. in the form of tablets, coated tablets, capsules, caplets, suppositories, patches (e.g. as TTS), emulsions, suspensions, gels or solutions, the active compound content advantageously being between 0.1 and 95% and where, by the appropriate choice of the auxiliaries and/or excipients, a pharmaceutical administration form (e.g. a delayed release form or an enteric form) exactly suited to the active compound and/or to the desired onset of action can be achieved.

The person skilled in the art is familiar with auxiliaries or excipients which are suitable for the desired pharmaceutical formulations on account of his/her expert knowledge. In addition to solvents, gel formers, ointment bases and other active compound excipients, for example antioxidants, dispersants, emulsifiers, preservatives, solubilizers, colorants, complexing agents or permeation promoters, can be used.

For the treatment of disorders of the respiratory tract, the compounds according to the invention are preferably also administered by inhalation in the form of an aerosol; the aerosol particles of solid, liquid or mixed composition preferably having a diameter of 0.5 to 10 μm , advantageously of 2 to 6 μm .

Aerosol generation can be carried out, for example, by pressure-driven jet atomizers or ultrasonic atomizers, but advantageously by propellant-driven metered aerosols or propellant-free administration of micronized active compounds from inhalation capsules.

Depending on the inhaler system used, in addition to the active compounds the administration forms additionally contain the required excipients, such as, for example, propellants (e.g. Frigen in the case of metered aerosols), surface-active substances, emulsifiers, stabilizers, preservatives, flavorings, fillers (e.g. lactose in the case of powder inhalers) or, if appropriate, further active compounds.

For the purposes of inhalation, a large number of apparatuses are available with which aerosols of optimum particle size can be generated and administered, using an inhalation technique which is as right as possible for the patient. In addition to the use of adaptors (spacers, expanders) and pear-shaped containers (e.g. Nebulator®, Volumatic®), and automatic devices emitting a puffer spray (Autohaler®), for metered aerosols, in particular in the case of powder inhalers, a number of technical solutions are available (e.g. Diskhaler®, Rotadisk®, Turbohaler® or the inhaler described in European

Patent Application EP 0 505 321), using which an optimal administration of active compound can be achieved.

For the treatment of skin diseases, the compounds according to the invention are in particular administered in the form of those pharmaceutical compositions which are suitable for topical application. For the production of the pharmaceutical compositions, the compounds according to the invention (= active compounds) are preferably mixed with suitable pharmaceutical auxiliaries and further processed to give suitable pharmaceutical formulations. Suitable pharmaceutical formulations are, for example, powders, emulsions, suspensions, sprays, oils, ointments, fatty ointments, creams, pastes, gels or solutions.

The pharmaceutical compositions according to the invention are prepared by processes known per se. The dosage of the active compounds is carried out in the order of magnitude customary for PDE inhibitors. Topical application forms (such as ointments) for the treatment of dermatoses thus contain the active compounds in a concentration of, for example, 0.1-99%. The dose for administration by inhalation is customarily between 0.1 and 3 mg per day. The customary dose in the case of systemic therapy (p.o. or i.v.) is between 0.03 and 3 mg/kg per day.

Biological investigations

Method for measuring inhibition of PDEs activities

Abbreviations:

PDE: phosphodiesterase, PCR: polymerase chain reaction, RT-PCR: reverse transcription-polymerase chain reaction, dNTPs: deoxynucleoside triphosphates, RNA: ribonucleic acid, cDNA: complementary deoxyribonucleic acid, bp: basepairs, (dT)₁₅: pentadecathymidylic acid, ORF: open reading frame, GB no.: GenBank database accession number, rBV: recombinant baculovirus, wt: wild type, aa : aminoacid, UCR : upstream conserved region, PAA : polyacrylamide.

Aminoacids are abbreviated with the 1-character symbol: A for alanine, C for cysteine, D for aspartic acid, E for glutamic acid, F for phenylalanine, G for glycine, H for histidine, I for isoleucine, K for lysine, L for leucine, M for methionine, N for asparagine, P for proline, Q for glutamine, R for arginine, S for serine, T for threonine, V for valine, W for tryptophane, Y for tyrosine.

General methods for cloning recombinant PDEs

RNA was purified from cell lines using the RNeasy Mini Kit from Qiagen. 1 µg RNA was reverse transcribed into single-stranded cDNA in a 20 µl reaction using Expand Reverse Transcriptase (Roche) with 50pM of primer (dT)₁₅ and 1 mM dNTPs (both from Roche). 5 µl of cDNA were used as template for the subsequent PCR reaction. Human cDNAs from tissues were purchased from Clontech or Invitrogen. 1µl was used for PCR reaction.

PCR was carried out in a *Stratagene Robocycler 40* or in a *MWG Primus 96 plus* thermocycler. Typically, PCR was carried out with the Expand Long Template PCR System from Roche in buffer 3 plus 0.75 mM MgCl₂, 0.3 µM each primer, 500 µM dNTPs.

PCR products were purified with the High Pure PCR Product Purification Kit (Roche) or from agarose gel with the QIAquick Gel Extraction kit from Qiagen, and cloned into the pCR2.1-TOPO vector from Invitrogen. The ORFs were subcloned in baculovirus expression vectors (transfer plasmids). The pCR-Bac and pVL vectors were from Invitrogen. The pBacPak vectors (pBP8 or pBP9) were from Clontech. Restriction endonucleases were from Roche and MBI Fermentas. Modifying enzymes and T4 DNA ligase were from New England Biolabs. DNA was sequenced by the company GATC GmbH (Konstanz, Germany, www.gatc.de) or in ALTANA Pharma's lab using an ABI PRISM 310 and the Big dye terminator cycle sequencing v2 chemistry (Applied Biosystem). Sequence analysis was performed with Hitachi Software DNASIS Version 2.5 or with Vector NTI 7. When necessary, *in vitro* mutagenesis was eventually performed with the QuickChange Site-Directed Mutagenesis Kit from Stratagene.

Cloning of human PDE 2A3

The **PDE2A3** (GB no. U67733) was amplified in 2 steps using PCR from brain cDNA. A N-terminal fragment was isolated using primers CP1PD2AS (5'- GAGGAGTGATGGGGCAGGC -3') and PR9PD2AA (5'- GCGAAGTGGGAGACAGAAAAG -3'), a C-terminal fragment was isolated using primers PR7PD2AS (5'- GATCCTGAACATCCCTGACG -3') and CP3PD2AA (5'- GGGATCACTCAGCATCAAGGC-3'). The PCR products were cloned into the vector pCR2.1-Topo. The N-terminal fragment was first subcloned with EcoRI into pBluescript II KS (-), afterwards a Bst1107I/EcoRV fragment was exchanged with the corresponding restriction fragment from the C-terminal clone, to obtain a complete ORF. The ORF for the PDE2A3 was subcloned into pBP8 using XbaI and KpnI.

Expression of recombinant PDE2

The rBV was prepared by means of homologous recombination in Sf9 insect cells. The expression plasmids were cotransfected with Bac-N-Blue (Invitrogen) or Baculo-Gold DNA (Pharmingen) using a standard protocol (Pharmingen). Wt virus-free recombinant virus supernatants were selected using plaque assay methods. After that, high-titre virus supernatants were prepared by amplifying 3 times. PDE2 was expressed in Sf21 cells by infecting 2×10^6 cells/ml with an MOI (multiplicity of infection) between 1 and 10 in serum-free SF900 medium (Life Technologies). Cells were cultured at 28°C , typically for 48 hours, after which they were pelleted for 5-10 min at 1000 g and 4°C. In spinner flasks, cells were cultured at a rotational speed of 75 rpm. The SF21 insect cells were resuspended, at a concentration of approx. 10^7 cells/ml, in ice-cold (4°C) homogenization buffer (20 mM Tris, pH 8.2, containing the following additions: 140 mM NaCl, 3.8 mM KCl, 1 mM EGTA, 1 mM MgCl₂, 1 mM β -mercaptoethanol, 2 mM benzamidine, 0.4 mM Pefablock, 10 μ M leupeptin, 10 μ M pepstatin A, 5 μ M trypsin inhibitor) and disrupted by ultrasonication. The homogenate was then centrifuged for 10 min at 1000 \times g and the supernatant was stored at -80°C until subsequent use (see below). The protein content was determined by the Bradford method (BioRad, Munich) using BSA as standard. Integrity and size of recombinant proteins were analysed by western blot.

Measurement of recombinant human PDE2A3 inhibition by SPA technology

Recombinant human PDE2A3 activities were inhibited by the test samples in a modified SPA (scintillation proximity assay) test, supplied by Amersham Pharmacia Biotech (see procedural instructions "phosphodiesterase [3H]cAMP SPA enzyme assay, code TRKQ 7090"), carried out in 96-well microtitre plates (MTP's). The test volume is 100 μ l and contains 20 mM Tris buffer (pH 7.4), 0.1 mg of BSA (bovine serum albumin)/ml, 5 mM Mg²⁺, 0.5 μ M cAMP (including about 50,000 cpm of

[3H]cAMP), 5µM cGMP (to activate PDE2A3), 2 µl of the respective substance dilution in DMSO and sufficient recombinant PDE (1000×g supernatant, see above) to ensure that 15-20% of the cAMP is converted under the said experimental conditions. After a preincubation of 5 min at 37°C, the reaction is started by adding the substrate (cAMP) and the assays are incubated for a further 15 min; after that, they are stopped by adding SPA beads (50 µl). In accordance with the manufacturer's instructions, the SPA beads had previously been resuspended in water and then diluted 1:3 (v/v); the diluted solution also contains 3 mM IBMX. After the beads have been sedimented (> 30 min), the MTP's are analyzed in commercially available measuring appliances and the corresponding IC₅₀ values of the compounds for the inhibition of PDE activities are determined from the concentration-effect curves by means of non-linear regression.

Method to assess inhibition of macromolecule permeability of HUVEC monolayers

The procedure to measure macromolecule permeability of endothelial cell monolayers followed the method described by Langer & van Hinsbergh (1988) with modifications. Human umbilical vein endothelial cells were isolated from umbilical cords according to standard procedures (Jaffe et al. 1973) and cultured in endothelial cell basal medium (EBM) supplemented with 2% FCS, 0.5ng/ml VEGF, 10ng/ml bFGF, 5ng/ml EGF, 20ng/ml Long R3 IGF-1, 0.2µg/ml hydrocortisone, 1µg/ml ascorbic acid, 22.5µg/ml heparin, 50µg/ml gentamicin, 50ng/ml amphotericin B (EGM2 purchased from Promocell GmbH, Heidelberg, Germany). At confluency, cells were trypsinized and replated at 73000 cells per well on 3µm polycarbonate filter Transwell inserts (Costar GmbH, Bodenheim, Germany) precoated with 10µg cm²⁻¹ Fibronectin (Sigma, Taufkirchen, Germany). HUVECs were cultured in EGM2 (100µl in the upper wells and 600µl in the lower wells) over four days prior the experiments and medium was changed every other day. At the day of the experiment culture medium was replaced by M199 with 1% human serum albumin. Endothelial cells were preincubated with cyclic nucleotide modifiers (the selective PDE3 inhibitor motapizone, the selective PDE4 inhibitor RP73401, the cGMP generators ANP or SNP and PDE2 inhibitors) for 15 min. HUVECs were then stimulated with Thrombin (1U ml⁻¹) (Sigma, Taufkirchen, Germany) and horsh radish peroxidase (5µg/ml) (Sigma, Taufkirchen, Germany) as the macromolecule marker protein was added to the upper wells. Following 1 h incubation time Transwells were removed and the activity of horsh radish peroxidase that penetrated the endothelial cell monolayer was measured in the lower wells with the 3,3', 5,5'-tetramethylbenzidine liquid substrate system from Sigma (Taufkirchen, Germany).

Results

Representative inhibitory values [measured as -log IC₅₀ (mol/l)] determined in the aforementioned assay follow from the following table A, in which the numbers of the compounds correspond to the numbers of the examples.

Table A
Inhibition of PDE2 activity

Compound	-log IC ₅₀ [mol/l]
1 to 22, and 25 to 28, 29 to 35, 37, 38, T1 to T9	The inhibitory values of these listed compounds lie in the range from 6.0 to 10.0

In parallel, compounds according to the invention can inhibit Thrombin-induced permeability of HUVEC monolayers for horsh radish peroxidase (HRP) as a macromolecule marker. Therefore, PDE2 inhibitors are suggested to improve the endothelial barrier function, which is impaired in numerous conditions such as acute respiratory distress syndrome (ARDS) or severe pneumonia. The system to measure these cellular effects of the PDE2 inhibitors observed the enzymological characteristics of PDE2 which exhibits a rather high Km for cAMP and the activity of which is activated by cGMP. The Thrombin-induced increase of HRP permeability was completely abolished by complete inhibition of PDE3 (10µM Motapizone) and PDE4 (1µM RP73401). However, in the additional presence of ANP (100nM) or SNP (1mM) to augment cGMP the inhibition by PDE3 and 4 inhibition of permeability was partially reversed. PDE2 inhibitors blocked the thrombin-stimulated HRP-permeability if 1µM RP73401, 10µM Motapizone, 100nM ANP or 1mM SNP were present indicating that ANP or SNP by generating cGMP activate PDE2. The concentration-dependent inhibition of HRP permeability at different concentrations was assessed from the percent inhibition in the presence and absence of the PDE2 inhibitors and in the presence of 1µM RP73401, 10µM Motapizone and 100nM ANP. In the absence of PDE3 and 4 inhibition, ANP or SNP the PDE2 inhibitors showed very little effect in Thrombin-induced macromolecule hyperpermeability.

Inhibition of SNP- or ANP-induced permeability of HUVEC monolayers:

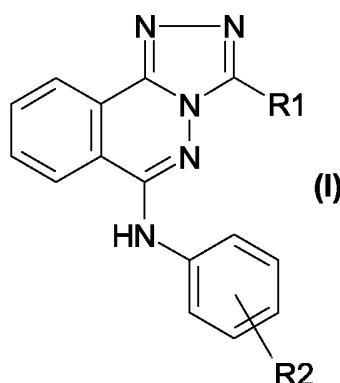
HUVEC cells on 3µm polycarbonate filters (Transwells) were preincubated with 1µM RP73401 (to block PDE4) and 10µM Motapizone (to block PDE3), 1mM SNP or 100nM ANP and test sample over 15 min and then stimulated with 1U/ml thrombin. HRP passage into the lower wells was assessed after 60 min. RP73401 and Motapizone completely blocked thrombin-induced hyperpermeability, which was partially reversed by SNP and ANP.

Compounds according to this invention can inhibit the SNP- or ANP-induced permeability increase in a concentration-dependent fashion.

Representative inhibitory values [measured as $-\log IC_{50}$ (mol/l)] determined in the aforementioned assay follow from the following table B, in which the numbers of the compounds correspond to the numbers of the examples.

Table B**Inhibition of SNP- or ANP-induced permeability**

Compound	$-\log IC_{50}$ [mol/l]
1, 3, 4, 6, 7, 9, 10, 13, 14, 15, 17, 19, 21, 22, and 25 to 28; 29 to 34	The inhibitory values of these listed compounds lie in the range from 6.9 to 9.3

Patent Claims**1. Compound of formula I**

in which

R1 is -U-A, in which

U is a direct bond, or methylene (-CH₂-),

A is phenyl, pyridinyl, thiophenyl, or R11- and/or R111-substituted phenyl, in which

R11 is 1-4C-alkyl, halogen, trifluoromethyl, hydroxyl, 1-4C-alkoxy, completely or predominantly fluorine-substituted 1-4C-alkoxy, phenoxy, 1-4C-alkoxycarbonyl, morpholino, or di-1-4C-alkylamino,

R111 is 1-4C-alkoxy, halogen, hydroxyl, or 1-4C-alkyl,

R2 is -N(H)-S(O)₂R3, -S(O)₂-N(R4)R5, or cyano, tetrazol-5-yl, or R6-substituted tetrazol-5-yl, in which

R3 is 1-4C-alkyl, phenyl, R31- and/or R311-substituted phenyl, phenyl-1-4C-alkyl, -N(R32)R33, Har1, or Har2, in which

R31 is 1-4C-alkoxy, halogen, nitro, 1-4C-alkyl, trifluoromethyl, hydroxyl, 1-4C-alkoxycarbonyl, 3-7C-cyloalkylmethoxy, 1-4C-alkylcarbonyl, amino, morpholino, or mono- or di-1-4C-alkylamino, or 1-4C-alkylcarbonylamino,

R311 is 1-4C-alkoxy, halogen, 1-4C-alkyl, hydroxyl, or 3-7C-cyloalkylmethoxy, or R31 and R311 together are a 1-2C-alkylenedioxy group,

R32 is hydrogen, or 1-4C-alkyl,

R33 is 1-4C-alkyl,

or R32 and R33 together and with inclusion of the nitrogen atom, to which they are attached, form a heterocyclic ring Het1, in which

Het1 is optionally substituted by R34, and is a 3- to 7-membered monocyclic fully saturated heterocyclic ring radical comprising the nitrogen atom, to which R32 and R33 are bonded, and optionally one further heteroatom selected from nitrogen, oxygen and sulphur, in which

- 51 -

R34 is 1-4C-alkyl,

Har1 is optionally substituted by R35, and is a 5-membered monocyclic aromatic heteroaryl radical comprising one to four heteroatoms independently selected from nitrogen, oxygen and sulphur, whereby said Har1 radical is bonded to the parent molecular group via a ring carbon atom, in which

R35 is 1-4C-alkyl,

Har2 is optionally substituted by R36, and is a 6-membered monocyclic aromatic heteroaryl radical comprising one or two nitrogen atoms, whereby said Har2 radical is bonded to the parent molecular group via a ring carbon atom, in which

R36 is 1-4C-alkyl, 1-4C-alkoxy, amino, morpholino, or mono- or di-1-4C-alkylamino,

R4 is hydrogen, 1-4C-alkyl, pyridinyl, or pyrimidinyl,

R5 is hydrogen, or 1-4C-alkyl,

or R4 and R5 together and with inclusion of the nitrogen atom, to which they are bonded, form a heterocyclic ring radical Het2 or Har3, in which

Het2 is optionally substituted by R41, and is a 3- to 7-membered monocyclic fully saturated heterocyclic ring radical comprising the nitrogen atom, to which R4 and R5 are bonded, and optionally one further heteroatom selected from nitrogen, oxygen and sulphur, in which

R41 is 1-4C-alkyl,

Har3 is optionally substituted by R42, and is a 5-membered monocyclic unsaturated, aromatic heteroaryl radical comprising the nitrogen atom, to which R4 and R5 are bonded, and optionally one further nitrogen atom, in which

R41 is 1-4C-alkyl,

R6 is 1-4C-alkyl, 3-7C-cycloalkyl, 3-7C-cycloalkyl-1-4C-alkyl, or aryl, or aryl-1-4C-alkyl, in which

aryl is phenyl, or R61- and/or R62-substituted phenyl, in which

R61 is 1-4C-alkyl, 1-4C-alkoxy, hydroxyl, or halogen,

R62 is 1-4C-alkyl, 1-4C-alkoxy, or halogen,

and the salts of these compounds.

2. Compound of formula I according to claim 1, in which

R1 is -U-A, in which

U is a direct bond, or methylene (-CH₂-),

A is phenyl, pyridinyl, thiophenyl, di-(1-4C-alkoxy)-phenyl, or R11-substituted phenyl, in which

- 52 -

- R11 is 1-4C-alkyl, halogen, trifluoromethyl, hydroxyl, 1-4C-alkoxy, completely or predominantly fluorine-substituted 1-4C-alkoxy, phenoxy, 1-4C-alkoxycarbonyl, morpholino, or di-1-4C-alkylamino,
- R2 is -N(H)-S(O)₂R3, or -S(O)₂-N(R4)R5, in which
- R3 is 1-4C-alkyl, phenyl, R31-substituted phenyl, phenyl-1-4C-alkyl, -N(R32)R33, Har1, or Har2, in which
- R31 is 1-4C-alkoxy, 1-4C-alkyl, 1-4C-alkylcarbonyl, morpholino, mono- or di-1-4C-alkylamino, or 1-4C-alkylcarbonylamino,
- R32 is hydrogen, or 1-4C-alkyl,
- R33 is 1-4C-alkyl,
- or R32 and R33 together and with inclusion of the nitrogen atom, to which they are attached, form a heterocyclic ring Het1, in which
- Het1 is a 3- to 7-membered monocyclic fully saturated heterocyclic ring radical comprising the nitrogen atom, to which R32 and R33 are bonded, and optionally one further heteroatom selected from N(R34), oxygen and sulphur, in which
- R34 is 1-4C-alkyl,
- Har1 is a 5-membered monocyclic aromatic heteroaryl radical comprising one or two heteroatoms independently selected from N(R35), oxygen and sulphur, whereby said Har1 radical is bonded to the parent molecular group via a ring carbon atom, in which
- R35 is 1-4C-alkyl,
- Har2 is optionally substituted by R36, and is pyridinyl, in which
- R36 is morpholino, or mono- or di-1-4C-alkylamino,
- R4 is hydrogen, 1-4C-alkyl, pyridinyl, or pyrimidinyl,
- R5 is hydrogen, or 1-4C-alkyl,
- or R4 and R5 together and with inclusion of the nitrogen atom, to which they are bonded, form a heterocyclic ring radical Het2 or Har3, in which
- Het2 is optionally substituted by R41, and is a 3- to 7-membered monocyclic fully saturated heterocyclic ring radical comprising the nitrogen atom, to which R4 and R5 are bonded, and optionally one further heteroatom selected from N(R41), oxygen and sulphur, in which
- R41 is 1-4C-alkyl,
- Har3 is optionally substituted by R41, and is pyrrol-1-yl or imidazol-1-yl, in which
- R42 is 1-4C-alkyl,
- and the salts of these compounds.

- 53 -

3. Compound of formula I according to claim 1, in which

R1 is -U-A, in which

U is a direct bond, or methylene (-CH₂-),

A is phenyl, pyridinyl, thiophenyl, dimethoxyphenyl, or R11-substituted phenyl, in which

R11 is methyl, tertbutyl, chlorine, fluorine, bromine, trifluoromethyl, hydroxyl, methoxy, ethoxy, trifluoromethoxy, phenoxy, methoxycarbonyl, morpholino, or dimethylamino,

R2 is -N(H)-S(O)₂R3, or -S(O)₂-N(R4)R5, in which

R3 is 1-4C-alkyl, R31-substituted phenyl, phenyl-1-4C-alkyl, -N(R32)R33, Har1, or Har2, in which

R31 is 1-4C-alkoxy, 1-4C-alkyl, 1-4C-alkylcarbonyl, or 1-4C-alkylcarbonylamino,

R32 is 1-4C-alkyl,

R33 is 1-4C-alkyl,

or R32 and R33 together and with inclusion of the nitrogen atom, to which they are attached, form a heterocyclic ring Het1, in which

Het1 is pyrrolidin-1-yl, piperidin-1-yl, morpholin-4-yl, thiomorpholin-4-yl, or 4N-(1-4C-alkyl)-piperazin-1-yl,

Har1 is thiophenyl, oxazolyl, thiazolyl, or 1N-(1-4C-alkyl)-imidazolyl,

Har2 is substituted by R36, and is pyridinyl, in which

R36 is morpholin-4-yl,

R4 is hydrogen, 1-4C-alkyl, pyridinyl, or pyrimidinyl,

R5 is hydrogen, or 1-4C-alkyl,

or R4 and R5 together and with inclusion of the nitrogen atom, to which they are bonded, form a heterocyclic ring radical Het2 or Har3, in which

Het2 is pyrrolidin-1-yl, piperidin-1-yl, morpholin-4-yl, thiomorpholin-4-yl, or 4N-(1-4C-alkyl)-piperazin-1-yl,

Har3 is pyrrol-1-yl or imidazol-1-yl,

and the salts of these compounds.

4. Compound of formula I according to claim 1, in which

R1 is -U-A, in which

U is a direct bond, or methylene (-CH₂-),

A is phenyl, 4-methoxy-phenyl, 2-methoxy-phenyl, 2-bromo-phenyl, 4-bromo-phenyl, 2-fluoro-phenyl, 2-(trifluoromethyl)-phenyl, 3-methoxy-phenyl, 3-bromo-phenyl, 3-fluoro-phenyl, or 3-(trifluoromethyl)-phenyl;

- 54 -

R2 is -N(H)-S(O)₂R₃, or -S(O)₂-N(R₄)R₅, in which
R₃ is 1-2C-alkyl, R₃₁-substituted phenyl, phenyl-1-2C-alkyl, -N(R₃₂)R₃₃, Har₁, or Har₂, in which
R₃₁ is 1-2C-alkoxy, 1-2C-alkyl, 1-2C-alkylcarbonyl, or 1-2C-alkylcarbonylamino,
R₃₂ is 1-2C-alkyl,
R₃₃ is 1-2C-alkyl,
or R₃₂ and R₃₃ together and with inclusion of the nitrogen atom, to which they are attached, form a heterocyclic ring Het₁, in which
Het₁ is morpholin-4-yl,
Har₁ is thiophenyl, or 1N-methyl-imidazolyl,
Har₂ is substituted by R₃₆, and is pyridinyl, in which
R₃₆ is morpholin-4-yl,
R₄ is hydrogen, 1-2C-alkyl, or pyrimidinyl,
R₅ is hydrogen, or 1-2C-alkyl,
or R₄ and R₅ together and with inclusion of the nitrogen atom, to which they are bonded, form a heterocyclic ring radical Het₂, in which
Het₂ is morpholin-4-yl,
and the salts of these compounds.

5. Compound of formula I according to claim 1, in which

R₁ is phenyl, 4-methoxy-phenyl, 2-bromo-phenyl, 4-bromo-phenyl, 2-dimethylamino-phenyl
R₂ is attached in the meta or para position with respect to the binding position in which the phenyl ring is bonded to the amino group of the triazolophthalazine scaffold, and is -N(H)-S(O)₂R₃, or -S(O)₂-N(R₄)R₅,
in which
R₃ is methyl, 3-(R₃₁)-phenyl, 4-(R₃₁)-phenyl, benzyl, -N(R₃₂)R₃₃, Har₁, or Har₂, in which
R₃₁ is methoxy, methyl, acetyl, or acetylamino,
R₃₂ is methyl,
R₃₃ is methyl,
or R₃₂ and R₃₃ together and with inclusion of the nitrogen atom, to which they are attached, form a heterocyclic ring Het₁, in which
Het₁ is morpholin-4-yl,

- 55 -

Har1 is thiophen-2-yl or 1N-methyl-imidazol-4-yl,

Har2 is 6-(morpholin-4-yl)-pyridin-3-yl,

either

R4 is hydrogen, and

R5 is hydrogen,

or

R4 is methyl, and

R5 is methyl,

or

R4 is pyrimidinyl, and

R5 is hydrogen,

or R4 and R5 together and with inclusion of the nitrogen atom, to which they are bonded, form a heterocyclic ring radical Het2, in which

Het2 is morpholin-4-yl;

and the salts of these compounds.

6. Compounds of formula I according to claim 1, in which

R1 is phenyl, 4-methoxy-phenyl, 2-methoxy-phenyl, 2-bromo-phenyl, 4-bromo-phenyl, 2-fluoro-phenyl, or 2-(trifluoromethyl)-phenyl, or 2-dimethylamino-phenyl

R2 is attached in the meta or para position with respect to the binding position in which the phenyl ring is bonded to the amino group of the triazolophthalazine scaffold, and is -N(H)-S(O)₂R3, or -S(O)₂-N(R4)R5,

in which

R3 is methyl, 3-(R31)-phenyl, 4-(R31)-phenyl, benzyl, -N(R32)R33, Har1, or Har2, in which

R31 is methoxy, methyl, acetyl, or acetylamino,

R32 is methyl,

R33 is methyl,

or R32 and R33 together and with inclusion of the nitrogen atom, to which they are attached, form a heterocyclic ring Het1, in which

Het1 is morpholin-4-yl, pyrrolidin-1-yl, piperidin-1-yl,

Har1 is thiophen-2-yl or 1N-methyl-imidazol-4-yl,

Har2 is 6-(morpholin-4-yl)-pyridin-3-yl,

either

R4 is hydrogen, and

- 56 -

R5 is hydrogen,

or

R4 is methyl, and

R5 is methyl,

or

R4 is pyrimidinyl, and

R5 is hydrogen,

or R4 and R5 together and with inclusion of the nitrogen atom, to which they are bonded, form a heterocyclic ring radical Het2, in which

Het2 is morpholin-4-yl;

and the salts of these compounds.

7. Compounds of formula I according to claim 1, in which

R1 is 4-methoxy-benzyl,

R2 is -N(H)-S(O)₂R3, -S(O)₂-N(R4)R5, or cyano, tetrazol-5-yl, or R6-substituted tetrazol-5-yl, in which

R3 is -N(R32)R33, in which

R32 is methyl

R33 is methyl,

R4 and R5 together and with inclusion of the nitrogen atom, to which they are bonded, form a heterocyclic ring radical Het2, in which

Het2 is piperidin-1-yl,

R6 is methyl,

and the salts of these compounds.

8. Compounds of formula I, in which

R1 is -U-A, in which

U is a direct bond, or methylene (-CH₂-),

A is phenyl, pyridinyl, thiophenyl, or R11- and/or R111-substituted phenyl, in which

R11 is 1-4C-alkyl, halogen, trifluoromethyl, hydroxyl, 1-4C-alkoxy, completely or predominantly fluorine-substituted 1-4C-alkoxy, phenoxy, 1-4C-alkoxycarbonyl, morpholino, or di-1-4C-alkylamino,

R111 is 1-4C-alkoxy, halogen, hydroxyl, or 1-4C-alkyl,

R2 is cyano, tetrazol-5-yl, or R6-substituted tetrazol-5-yl, in which

R6 is 1-4C-alkyl, 3-7C-cycloalkyl, 3-7C-cycloalkyl-1-4C-alkyl, or aryl, or aryl-1-4C-alkyl, in which aryl is phenyl, or R61- and/or R62-substituted phenyl, in which

R61 is 1-4C-alkyl, 1-4C-alkoxy, hydroxyl, or halogen,

R62 is 1-4C-alkyl, 1-4C-alkoxy, or halogen,

and the salts of these compounds.

9. Compounds of formula I according to claim 1, in which

R1 is -U-A, in which

U is a direct bond, or methylene (-CH₂-),

A is phenyl, pyridinyl, thiophenyl, di-(1-4C-alkoxy)-phenyl, or R11-substituted phenyl, in which

R11 is 1-4C-alkyl, halogen, trifluoromethyl, hydroxyl, 1-4C-alkoxy, completely or predominantly fluorine-substituted 1-4C-alkoxy, phenoxy, 1-4C-alkoxycarbonyl, morpholino, or di-1-4C-alkylamino,

R2 is cyano, tetrazol-5-yl, or R6-substituted tetrazol-5-yl, in which

R6 is 1-4C-alkyl, 3-7C-cycloalkyl, 3-7C-cycloalkyl-1-4C-alkyl, or aryl-1-4C-alkyl, in which

aryl is phenyl, or R61- and/or R62-substituted phenyl, in which

R61 is 1-4C-alkyl, 1-4C-alkoxy, hydroxyl, or halogen,

R62 is 1-4C-alkyl, 1-4C-alkoxy, or halogen,

and the salts of these compounds.

10. Compounds of formula I according to claim 1, in which

R1 is -U-A, in which

U is a direct bond, or methylene (-CH₂-),

A is phenyl, pyridinyl, thiophenyl, dimethoxyphenyl, or R11-substituted phenyl, in which

R11 is methyl, tertbutyl, chlorine, fluorine, bromine, trifluoromethyl, hydroxyl, methoxy, ethoxy, trifluoromethoxy, phenoxy, methoxycarbonyl, morpholino, or dimethylamino,

R2 is cyano, tetrazol-5-yl, or R6-substituted tetrazol-5-yl, in which

R6 is 1-4C-alkyl, 3-7C-cycloalkyl, 3-7C-cycloalkyl-1-4C-alkyl, or phenyl-1-4C-alkyl,

and the salts of these compounds.

11. Compounds of formula I according to claim 1, in which

R1 is 4-methoxy-phenyl, 2-methoxy-phenyl, 2-bromo-phenyl, 4-bromo-phenyl, 2-fluoro-phenyl, 2-(trifluoromethyl)-phenyl, 3-methoxy-phenyl, 3-bromo-phenyl, 3-fluoro-phenyl, or 3-(trifluoromethyl)-phenyl;

R2 is cyano, tetrazol-5-yl, or 2-(R6)-2H-tetrazol-5-yl, in which

R6 is 1-4C-alkyl, 3-7C-cycloalkyl, 3-7C-cycloalkyl-1-4C-alkyl, or phenyl-1-4C-alkyl,

and the salts of these compounds.

12. Compounds of formula I according to claim 1, in which

R1 is 4-methoxy-phenyl, 2-methoxy-phenyl, 3-methoxy-phenyl, 2-bromo-phenyl, 3-bromo-phenyl, 4-bromo-phenyl, 2-fluoro-phenyl, 3-fluoro-phenyl, 2-(trifluoromethyl)-phenyl, or 3-(trifluoromethyl)-phenyl;

R2 is cyano, tetrazol-5-yl, or 2-(R6)-2H-tetrazol-5-yl, in which

R6 is 1-4C-alkyl,

and the salts of these compounds.

13. Compounds of formula I, selected from:

Thiophene-2-sulfonic acid {4-[3-(4-methoxy-phenyl)-[1,2,4]triazolo[3,4-a]phthalazin-6-ylamino]-phenyl}-amide,

1-Methyl-1H-imidazole-4-sulfonic acid {4-[3-(4-methoxy-phenyl)-[1,2,4]triazolo[3,4-a]phthalazin-6-ylamino]-phenyl}-amide,

N-{4-[3-(4-Methoxy-phenyl)-[1,2,4]triazolo[3,4-a]phthalazin-6-ylamino]-phenyl}-methanesulfonamide,

N-{4-[3-(4-Methoxy-phenyl)-[1,2,4]triazolo[3,4-a]phthalazin-6-ylamino]-phenyl}-1-phenyl-methanesulfonamide,

3-Methoxy-N-{4-[3-(4-methoxy-phenyl)-[1,2,4]triazolo[3,4-a]phthalazin-6-ylamino]-phenyl}-benzenesulfonamide,

Morpholine-4-sulfonic acid {4-[3-(4-methoxy-phenyl)-[1,2,4]triazolo[3,4-a]phthalazin-6-ylamino]-phenyl}-amide,

[4-(N,N-dimethylsulfamoyl)-phenyl]-[3-(4-methoxy-phenyl)-[1,2,4]triazolo[3,4-a]phthalazin-6-yl]-amine,

N-{4-[3-(4-Methoxy-phenyl)-[1,2,4]triazolo[3,4-a]phthalazin-6-ylamino]-phenyl}-4-methyl-benzenesulfonamide,

N-{3-[3-(4-Methoxy-phenyl)-[1,2,4]triazolo[3,4-a]phthalazin-6-ylamino]-phenyl}-4-methyl-benzenesulfonamide,

4-Methoxy-N-{3-[3-(4-methoxy-phenyl)-[1,2,4]triazolo[3,4-a]phthalazin-6-ylamino]-phenyl}-benzenesulfonamide,

1-Methyl-1H-imidazole-4-sulfonic acid {3-[3-(4-methoxy-phenyl)-[1,2,4]triazolo[3,4-a]phthalazin-6-ylamino]-phenyl}-amide,

4-Acetyl-N-{3-[3-(4-methoxy-phenyl)-[1,2,4]triazolo[3,4-a]phthalazin-6-ylamino]-phenyl}-benzenesulfonamide,

[3-(N,N-dimethylsulfamoyl)-phenyl]-[3-(4-methoxy-phenyl)-[1,2,4]triazolo[3,4-a]phthalazin-6-yl]-amine,

3-Methoxy-N-{3-[3-(4-methoxy-phenyl)-[1,2,4]triazolo[3,4-a]phthalazin-6-ylamino]-phenyl}-benzenesulfonamide,

N-{3-[3-(4-Methoxy-phenyl)-[1,2,4]triazolo[3,4-a]phthalazin-6-ylamino]-phenyl}-1-phenyl-methanesulfonamide,

6-Morpholin-4-yl-pyridine-3-sulfonic acid {3-[3-(4-methoxy-phenyl)-[1,2,4]triazolo[3,4-a]phthalazin-6-ylamino]-phenyl}-amide,

Thiophene-2-sulfonic acid {3-[3-(4-methoxy-phenyl)-[1,2,4]triazolo[3,4-a]phthalazin-6-ylamino]-phenyl}-amide,

N-(4-{3-[3-(4-Methoxy-phenyl)-[1,2,4]triazolo[3,4-a]phthalazin-6-ylamino]-phenylsulfamoyl}-phenyl)-acetamide,
N-{3-[3-(4-Methoxyphenyl)-[1,2,4]triazolo[3,4-a]phthalazin-6-ylamino]-phenyl}-methanesulfonamide,
4-[3-(4-Methoxyphenyl)-[1,2,4]triazolo[3,4-a]phthalazin-6-ylamino]-benzenesulfonamide,
4-[3-(4-Methoxyphenyl)-[1,2,4]triazolo[3,4-a]phthalazin-6-ylamino]-N-pyrimidin-2-yl-benzenesulfonamide,
[3-(4-Methoxyphenyl)-[1,2,4]triazolo[3,4-a]phthalazin-6-yl]-[4-(morpholine-4-sulfonyl)-phenyl]-amine,
3-[3-(4-Methoxy-phenyl)-[1,2,4]triazolo[3,4-a]phthalazin-6-ylamino]-benzenesulfonamide,
3-[3-(4-Methoxy-phenyl)-[1,2,4]triazolo[3,4-a]phthalazin-6-ylamino]-N,N-dimethyl-benzenesulfonamide,
[3-(4-Methoxyphenyl)-[1,2,4]triazolo[3,4-a]phthalazin-6-yl]-[3-(morpholine-4-sulfonyl)-phenyl]-amine,
[3-(N,N-dimethylsulfamoyl)-phenyl]-[3-(2-N,N-dimethylamin-phenyl)-[1,2,4]triazolo[3,4-a]phthalazin-6-yl]-amine,
[3-(N,N-dimethylsulfamoyl)-phenyl]-[3-(2-bromo-phenyl)-[1,2,4]triazolo[3,4-a]phthalazin-6-yl]-amine,
[3-(N,N-dimethylsulfamoyl)-phenyl]-[3-(4-bromo-phenyl)-[1,2,4]triazolo[3,4-a]phthalazin-6-yl]-amine,
[3-(4-Methoxy-phenyl)-[1,2,4]triazolo[3,4-a]phthalazin-6-yl]-[3-(pyrrolidine-1-sulfonyl)-phenyl]-amine,
[3-(4-Methoxy-phenyl)-[1,2,4]triazolo[3,4-a]phthalazin-6-yl]-[3-(piperidine-1-sulfonyl)-phenyl]-amine,
3-(N,N-dimethylsulfamoyl)-phenyl]-[3-(2-fluoro-phenyl)-[1,2,4]triazolo[3,4-a]phthalazin-6-yl]-amine,
3-(N,N-dimethylsulfamoyl)-phenyl]-[3-(2-methoxy-phenyl)-[1,2,4]triazolo[3,4-a]phthalazin-6-yl]-amine,
[3-(N,N-dimethylsulfamoyl)-phenyl]-[3-(2-trifluoromethyl-phenyl)-[1,2,4]triazolo[3,4-a]phthalazin-6-yl]-amine,
Morpholine-4-sulfonic acid {3-[3-(4-methoxy-phenyl)-[1,2,4]triazolo[3,4-a]phthalazin-6-ylamino]-phenyl}-amide,
[3-(4-Methoxy-benzyl)-[1,2,4]triazolo[3,4-a]phthalazin-6-yl]-[4-(piperidine-1-sulfonyl)-phenyl]-amine,
N-[3-(4-Methoxybenzyl)-[1,2,4]triazolo[3,4-a]phthalazin-6-yl]-benzene-1,3-diamine,
[3-(N,N-dimethylsulfamoyl)-phenyl]-[3-(4-methoxy-benzyl)-[1,2,4]triazolo[3,4-a]phthalazin-6-yl]-amine,
N-{3-[3-(4-Methoxy-benzyl)-[1,2,4]triazolo[3,4-a]phthalazin-6-ylamino]-phenyl}-methanesulfonamide,
3-[3-(4-Methoxyphenyl)-[1,2,4]triazolo[3,4-a]phthalazin-6-ylamino]-benzonitrile,
4-[3-(4-Methoxyphenyl)-[1,2,4]triazolo[3,4-a]phthalazin-6-ylamino]-benzonitrile,
[3-(4-Methoxy-phenyl)-[1,2,4]triazolo[3,4-a]phthalazin-6-yl]-[3-(2H-tetrazol-5-yl)-phenyl]-amine,
[3-(4-Methoxy-phenyl)-[1,2,4]triazolo[3,4-a]phthalazin-6-yl]-[4-(2H-tetrazol-5-yl)-phenyl]-amine,
[3-(4-Methoxy-phenyl)-[1,2,4]triazolo[3,4-a]phthalazin-6-yl]-[3-(2-methyl-2H-tetrazol-5-yl)-phenyl]-amine,
[3-(4-Methoxy-phenyl)-[1,2,4]triazolo[3,4-a]phthalazin-6-yl]-[4-(2-methyl-2H-tetrazol-5-yl)-phenyl]-amine,
3-[3-(4-Methoxybenzyl)-[1,2,4]triazolo[3,4-a]phthalazin-6-ylamino]-benzonitrile,
[3-(4-Methoxy-benzyl)-[1,2,4]triazolo[3,4-a]phthalazin-6-yl]-[3-(2H-tetrazol-5-yl)-phenyl]-amine,
[3-(4-Methoxy-benzyl)-[1,2,4]triazolo[3,4-a]phthalazin-6-yl]-[3-(2-methyl-2H-tetrazol-5-yl)-phenyl]-amine,
and the salts of these compounds.

14. Compounds of formula I according to any of claims 1 to 13 for use in the treatment of diseases.
15. A pharmaceutical composition comprising one or more compounds of formula I according to any of claims 1 to 13 together with customary pharmaceutical excipients and/or auxiliaries.
16. Use of compounds of formula I according to any of claims 1 to 13 for the production of pharmaceutical compositions for the treatment of diseases associated with PDE2 activity, which include conditions of pathologically enhanced endothelial activity and impaired endothelial barrier function such as septic shock and vascular edema.
17. Use of compounds of formula I according to any of claims 1 to 13 for the production of pharmaceutical compositions for the treatment of (1) conditions associated with pathologically enhanced neoangiogenesis which include all kinds of benign or malignant tumors or (2) all kinds of inflammatory diseases associated with neoangiogenesis which include disorders of the arthritis type.
18. A method for treating conditions of pathologically enhanced endothelial activity and impaired endothelial barrier function such as septic shock and vascular edema in a patient in need thereof, comprising administering to said patient a therapeutically effective amount of a compound of formula I as claimed in any of claims 1 to 13.
19. A method for treating (1) conditions associated with pathologically enhanced neoangiogenesis which include all kinds of benign or malignant tumors or (2) all kinds of inflammatory diseases associated with neoangiogenesis which include disorders of the arthritis type in a patient in need thereof, comprising administering to said patient a therapeutically effective amount of a compound of formula I as claimed in any of claims 1 to 13.