

Feb. 6, 1951

S. I. STANDAL
DEVICE FOR REMOVING THE EYES
FROM POTATOES AND THE LIKE
Filed May 8, 1948

2,540,220

Fig. 1

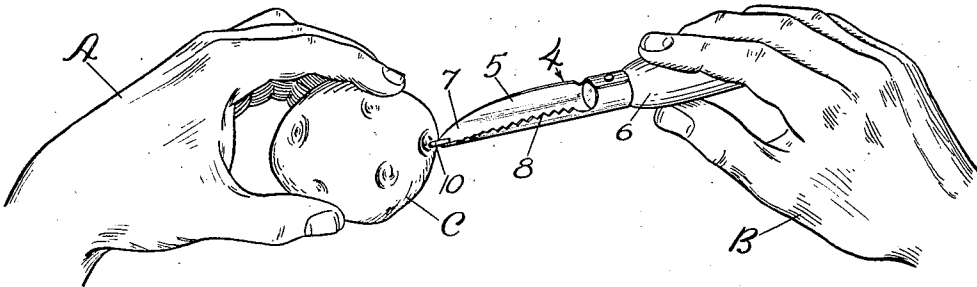


Fig. 2

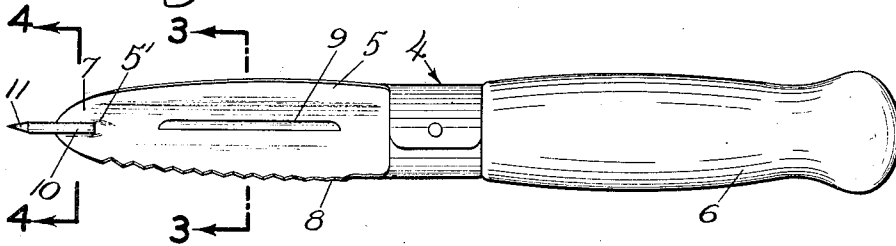


Fig. 3

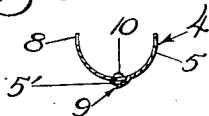
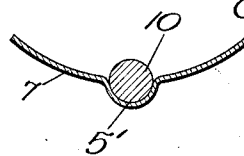


Fig. 4



INVENTOR.
Sylvia I Standal
BY *Harry W. Wilson*
Attorney

UNITED STATES PATENT OFFICE

2,540,220

DEVICE FOR REMOVING THE EYES FROM
POTATOES AND THE LIKE

Sylvia I. Standal, Minneapolis, Minn., assignor of
one-half to Arthur J. Severtson and one-half
to Harold Mendenhall, both of Minneapolis,
Minn.

Application May 8, 1948, Serial No. 25,814

1 Claim. (Cl. 30-279)

1

My invention relates to improvements in kitchen cutlery and more particularly to a device for removing the eyes from potatoes, cores from apples and the like.

To the above end, generally stated, the invention consists of the novel devices and combination of devices hereinafter described and defined in the claim.

In the accompanying drawing, which illustrates the invention, like characters indicate like parts throughout the several views.

Referring to the drawing:

Fig. 1 is a perspective view of a pair of hands one of which is holding a potato and the other of which is holding the improved device positioned to remove an eye from the potato.

Fig. 2 is an elevational view of the improved device.

Fig. 3 is a sectional view taken on the line 3-3 of Fig. 2, and

Fig. 4 is a detail view in section taken on the line 4-4 of Fig. 2 on an enlarged scale.

The letters A and B indicate a pair of hands, the former holding a potato C and the latter holding the improved device 4.

The device 4 includes a substantially semi-cylindrical body member 5 having a handle 6. The longitudinal edge portions of the body member 5 converge to a point 7. These longitudinal edges of the body member 5 are cutting edges and one thereof is serrated as indicated at 8.

Cut and pressed from the transverse center of the body member 5 is a longitudinal paring blade 9.

The outer end portion of the body member 5, at its transverse center is pressed or stamped outwardly to form a longitudinal seat 5' that is semi-circular in cross-section.

A bearing pin 10 having a sharp point 11 is mounted in the seat 5' and is rigidly secured to the body member 5 by welding or otherwise. The bearing pin 10 extends materially outwardly of the point 7 and forms an extension thereof. Obviously, the semi-circular seat 5' holds the bearing pin 10 with its axis at the transverse center of the body member 5 so that said body member when turned, moves about said axis and cuts a true round hole with the pin 10 at the center thereof.

To remove an eye from a potato, the sharp point 10 is centered in said eye and the device is

2

pressed toward the potato to force the pin 10 into the eye to afford a bearing for said device and to keep the same centered. Further movement of the device toward and into the potato will force the point 7, by giving the device a turning movement, to move about the axis of the pin 10. During this turning movement of the device 4 the diverging edges of the point 7 will produce a reaming action and cut the eye from the potato. The depth to which the point 7 is pressed into the potato depends of course upon the size of the eye to be removed. With a little practice an operator can gauge the depth by the size eye and can completely and cleanly remove said eye with a minimum of waste of any of the potato surrounding the eye.

With the bearing pin 10 extending into the potato there is obviously little danger of the device 4 slipping from the potato and injuring the operator's hand.

What I claim is:

In a device of the class described, a handle equipped body member that is substantially semi-cylindrical, the longitudinal edges of said body member being tapered to a point, the pointed portion of the body member being pressed outwardly at its transverse center to form a longitudinal seat that is semi-circular in cross-section, and a relatively long pin of constant diameter having a sharp point secured in said seat and forming an extension of the point of the body member, said pin affording a pivot for piercing the eye of a potato and for centering the point of the body member relative to said eye, and about the pin the body member may be rotated to remove the eye from the potato.

SYLVIA I. STANDAL.

REFERENCES CITED

The following references are of record in the file of this patent:

UNITED STATES PATENTS

Number	Name	Date
239,403	Stevens	Mar. 29, 1881
1,213,361	Hayward	Jan. 23, 1917
2,132,320	Quinn	Oct. 4, 1938

FOREIGN PATENTS

Number	Country	Date
760,131	France	Feb. 16, 1934