



US00D495927S1

(12) **United States Design Patent**
Cintron et al.

(10) **Patent No.:** **US D495,927 S**

(45) **Date of Patent:** **** Sep. 14, 2004**

(54) **BEVERAGE CONTAINER**

(75) Inventors: **Jacqueline T. Cintron**, Laguna Beach, CA (US); **Richard L. Humphrey**, Newport Beach, CA (US); **Thomas S. Fox**, Costa Mesa, CA (US); **Matthew R. Ford**, Laguna Beach, CA (US); **Bryan H. Vollmer**, Trabuco Canyon, CA (US)

(73) Assignee: **DrinkWorks, Inc.**, Newport Beach, CA (US)

(**) Term: **14 Years**

(21) Appl. No.: **29/181,804**

(22) Filed: **May 15, 2003**

(51) **LOC (7) Cl.** **07-01**

(52) **U.S. Cl.** **D7/509; D7/536**

(58) **Field of Search** **D7/536, 533, 510, D7/511, 523, 509, 392.1, 394, 396.2, 587; 222/568; 220/603, 713, 630, 705, 714, 610**

(56) **References Cited**

U.S. PATENT DOCUMENTS

D70,329 S	*	6/1926	Johnson	D7/536
D195,376 S	*	6/1963	Curtis	D7/511
D219,529 S	*	12/1970	Uhrmann	D7/523
D246,882 S	*	1/1978	Thrush	D7/536
D279,752 S	*	7/1985	Jagger	D7/510
D282,232 S	*	1/1986	Bussell	D7/509
D307,089 S	*	4/1990	Lage	D7/536

D351,314 S	*	10/1994	Sokolski et al.	D7/536
D377,738 S	*	2/1997	Thorne	D7/536
D388,281 S	*	12/1997	Trombley	D7/515
D406,985 S	*	3/1999	Trombly	D7/536
D444,349 S	*	7/2001	Lin	D7/510
D451,346 S	*	12/2001	Wyche	D7/509
D458,082 S	*	4/2002	Gluck	D7/510
D462,575 S	*	9/2002	Gluck	D7/510
D462,578 S	*	9/2002	Janky	D7/533
D465,132 S	*	11/2002	Janky et al.	D7/510
D484,365 S	*	12/2003	Wyche	D7/587

* cited by examiner

Primary Examiner—M. N. Pandozzi

(74) *Attorney, Agent, or Firm*—Knobbe, Martens, Olson & Bear LLP

(57) **CLAIM**

The ornamental design for a beverage container, as shown and described.

DESCRIPTION

FIG. 1 is a perspective view of a beverage container showing our new design;

FIG. 2 is a right side elevational view thereof;

FIG. 3 is a rear elevational view thereof, the front elevational view being a mirror image thereof;

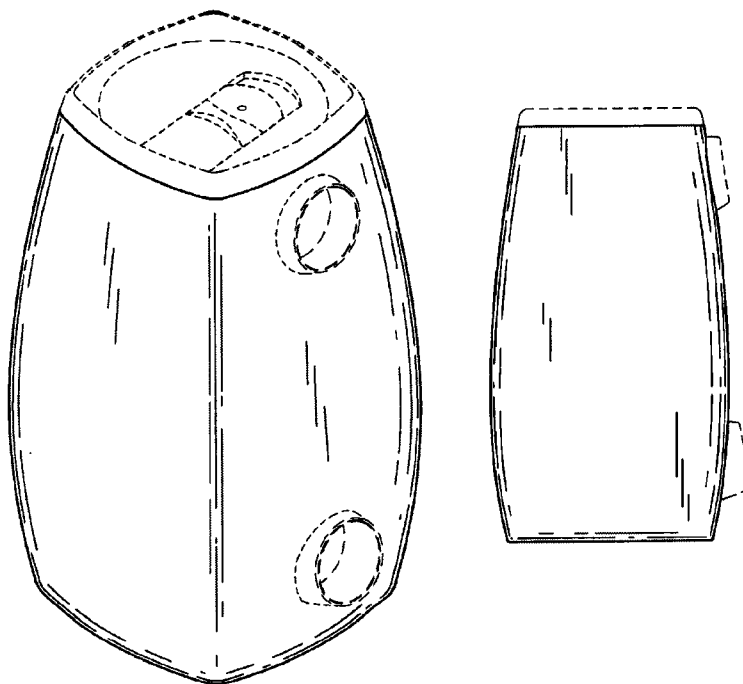
FIG. 4 is a left side elevational view thereof;

FIG. 5 is a top plan view thereof; and,

FIG. 6 is a bottom plan view thereof.

The broken lines in the drawings are for illustrative purposes only and form no part of the claimed design.

1 Claim, 3 Drawing Sheets



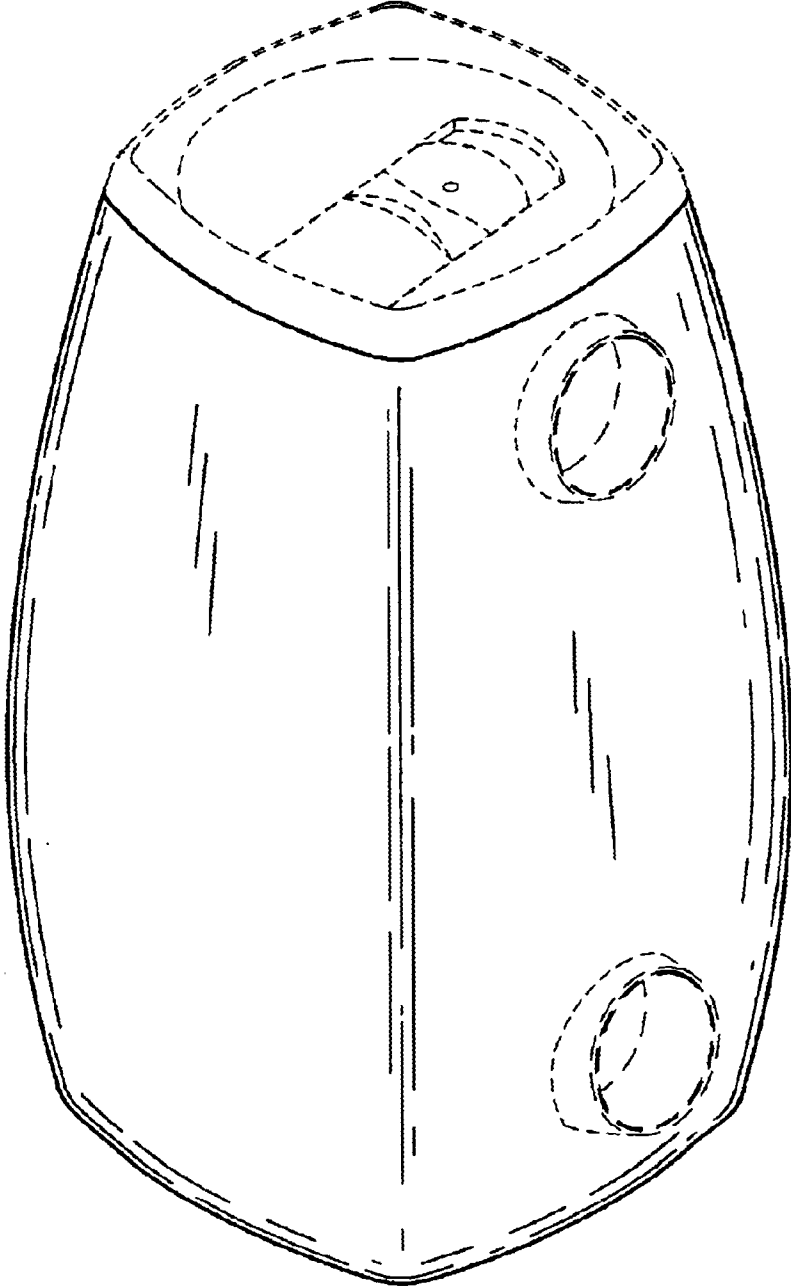


FIG. 1

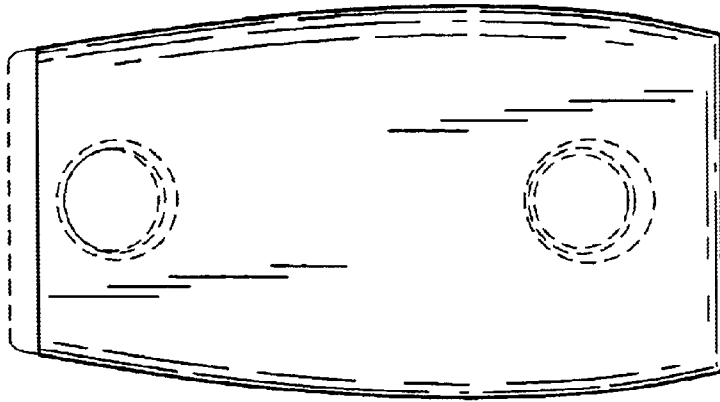


FIG. 4

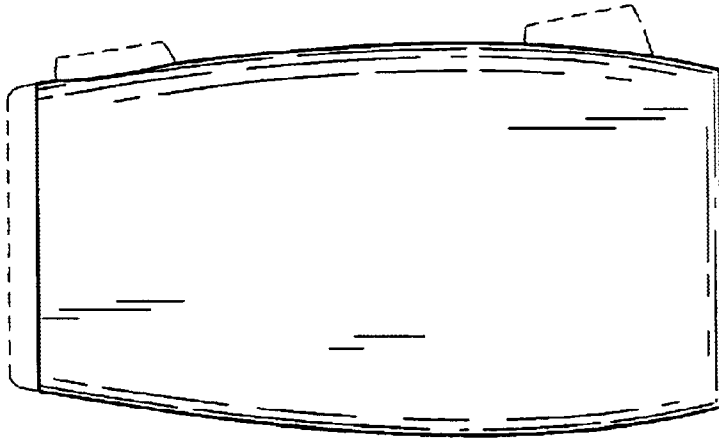


FIG. 3

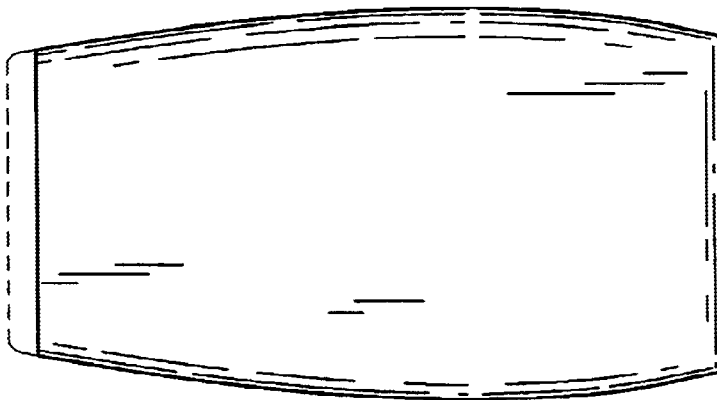


FIG. 2

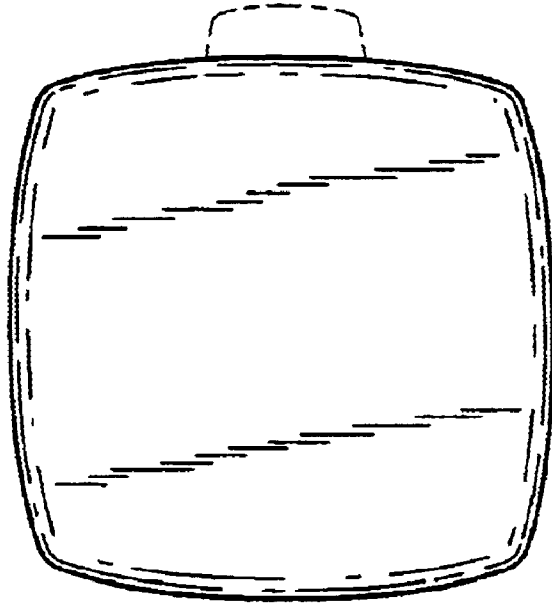


FIG. 6

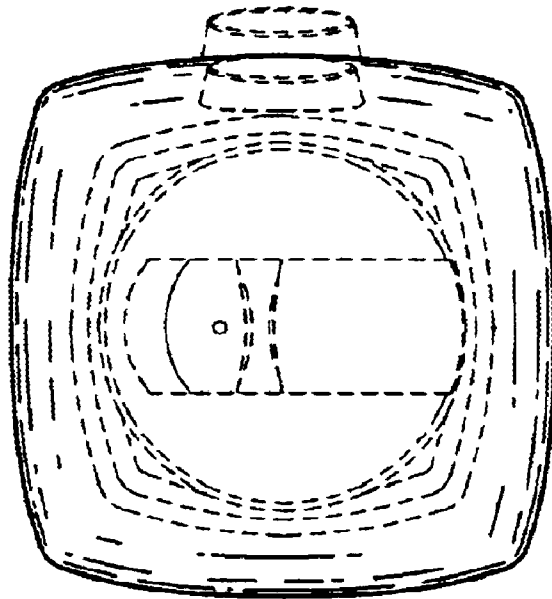


FIG. 5