

(19) World Intellectual Property Organization  
International Bureau



(43) International Publication Date  
26 June 2003 (26.06.2003)

PCT

(10) International Publication Number  
**WO 03/051821 A1**

(51) International Patent Classification<sup>7</sup>: **C07C 235/20**,  
A61K 31/16, A61P 3/00

(74) Agent: **ASTRAZENECA**; Global Intellectual Property,  
Mereside, Alderley Park, Macclesfield, Cheshire SK10  
4TG (GB).

(21) International Application Number: PCT/GB02/05738

(22) International Filing Date:  
18 December 2002 (18.12.2002)

(25) Filing Language: English

(26) Publication Language: English

(30) Priority Data:  
0104334-8 19 December 2001 (19.12.2001) SE

(71) Applicant (for all designated States except MG, US): **ASTRAZENECA AB** [SE/SE]; Sodertalje, S-151 85 (SE).

(71) Applicant (for MG only): **ASTRAZENECA UK LIMITED** [GB/GB]; 15 Stanhope Gate, London, Greater London W1K 1LN (GB).

(72) Inventors; and

(75) Inventors/Applicants (for US only): **ALSTERMARK LINDSTEDT, Eva-Lotte** [SE/SE]; Molndal, S-431 83 (SE). **OLSSON, Anna, Christina** [SE/SE]; Molndal, S-431 83 (SE). **LI, Lanna** [SE/SE]; Molndal, S-431 83 (SE).

(81) Designated States (*national*): AE, AG, AL, AM, AT, AU, AZ, BA, BB, BG, BR, BY, BZ, CA, CH, CN, CO, CR, CU, CZ, DE, DK, DM, DZ, EC, EE, ES, FI, GB, GD, GE, GH, GM, HR, HU, ID, IL, IN, IS, JP, KE, KG, KP, KR, KZ, LC, LK, LR, LS, LT, LU, LV, MA, MD, MG, MK, MN, MW, MX, MZ, NO, NZ, OM, PH, PL, PT, RO, RU, SC, SD, SE, SG, SK, SL, TJ, TM, TN, TR, TT, TZ, UA, UG, US, UZ, VC, VN, YU, ZA, ZM, ZW.

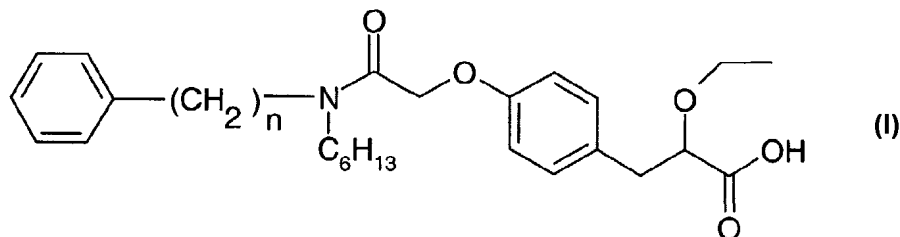
(84) Designated States (*regional*): ARIPO patent (GH, GM, KE, LS, MW, MZ, SD, SL, SZ, TZ, UG, ZM, ZW), Eurasian patent (AM, AZ, BY, KG, KZ, MD, RU, TJ, TM), European patent (AT, BE, BG, CH, CY, CZ, DE, DK, EE, ES, FI, FR, GB, GR, IE, IT, LU, MC, NL, PT, SE, SI, SK, TR), OAPI patent (BF, BJ, CF, CG, CI, CM, GA, GN, GQ, GW, ML, MR, NE, SN, TD, TG).

Published:

— with international search report

For two-letter codes and other abbreviations, refer to the "Guidance Notes on Codes and Abbreviations" appearing at the beginning of each regular issue of the PCT Gazette.

(54) Title: SUBSTITUTED PHENYLPROPIONIC ACID DERIVATIVES AS AGONISTS TO HUMAN PEROXISOME PROLIFERATOR-ACTIVATED RECEPTOR ALPHA (PPAR)



(57) Abstract: The present invention provides the S enantiomer of a compound of formula (I) wherein n is 1 or 2 as well as pharmaceutically acceptable salts, solvates, crystalline forms and prodrugs thereof, to processes for preparing such compounds, to their utility in treating clinical conditions including lipid disorders (*dyslipidemias*) whether or not associated with insulin resistance, to methods for their therapeutic use and to pharmaceutical compositions containing them.

**SUBSTITUTED PHENYLPROPIONIC ACID DERIVATIVES AS  
AGONISTS TO HUMAN PEROXISOME PROLIFERATOR-ACTIVATED  
RECEPTOR ALPHA (PPAR)**

Field of the invention

The present invention relates to certain novel (2*S*)-3-(4-{2-[amino]-2-oxoethoxy}phenyl)-  
5 2-ethoxypropanoic acid derivatives, to processes for preparing such compounds, to their  
the utility in treating clinical conditions including lipid disorders (dyslipidemias) whether  
or not associated with insulin resistance and other manifestations of the metabolic  
syndrome, to methods for their therapeutic use and to pharmaceutical compositions  
containing them.

10

Background of the invention

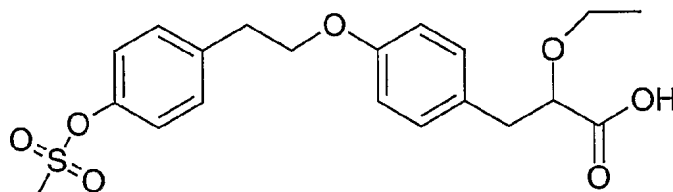
The metabolic syndrome including type 2 diabetes mellitus, refers to a cluster of  
manifestations including insulin resistance with accompanying hyperinsulinaemia, possibly  
15 type 2 diabetes mellitus, arterial hypertension, central (visceral) obesity, dyslipidaemia  
observed as deranged lipoprotein levels typically characterised by elevated VLDL (very  
low density lipoproteins), small dense LDL particles and reduced HDL (high density  
lipoprotein) concentrations and reduced fibrinolysis.

20 Recent epidemiological research has documented that individuals with insulin resistance  
run a greatly increased risk of cardiovascular morbidity and mortality, notably suffering  
from myocardial infarction and stroke. In type 2 diabetes mellitus atherosclerosis related  
conditions cause up to 80% of all deaths.

25 In clinical medicine there is awareness of the need to increase the insulin sensitivity in  
patients with the metabolic syndrome and thus to correct the dyslipidaemia which is  
considered to cause the accelerated progress of atherosclerosis. However, currently this is  
not a universally accepted diagnosis with well-defined pharmacotherapeutic indications.

30

The S-enantiomer of the compound of formula C below



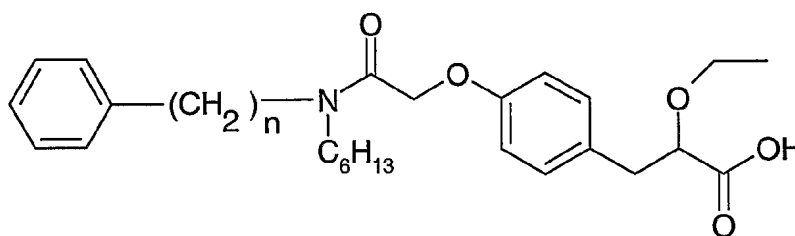
C

2-ethoxy-3-[4-(2-{4-methanesulfonyloxyphenyl}ethoxy)phenyl]propanoic acid, is disclosed in PCT Publication Number WO99/62872. This compound is reported to be a modulator of peroxisome proliferator-activated receptors (PPAR, for a review of the PPARs see T. M. Willson et al, J Med Chem 2000, Vol 43, 527) and has combined PPAR $\alpha$ /PPAR $\gamma$  agonist activity (Structure, 2001, Vol 9, 699, P. Cronet et al). This compound is effective in treating conditions associated with insulin resistance.

Surprisingly a series of compounds has now been found which are highly potent PPAR $\alpha$  modulators.

#### Description of the invention

The present invention provides the S enantiomer of a compound of formula I



I

wherein n is 1 or 2 and pharmaceutically acceptable salts, solvates, crystalline forms and prodrugs thereof.

The term "prodrug" as used in this specification includes derivatives of the carboxylic acid group which are converted in a mammal, particularly a human, into the carboxylic acid group or a salt or conjugate thereof. It should be understood that, whilst not being bound by theory, it is believed that most of the activity associated with the prodrugs arises from

the activity of the compound of formula I into which the prodrugs are converted. Prodrugs can be prepared by routine methodology well within the capabilities of someone skilled in the art. Various prodrugs of carboxy are known in the art. For examples of such prodrug derivatives, see:

- 5 a) Design of Prodrugs, edited by H. Bundgaard, (Elsevier, 1985) and Methods in Enzymology. **42**: 309-396, edited by K. Widder, *et al.* (Academic Press, 1985);
- b) A Textbook of Drug Design and Development, edited by Krogsgaard-Larsen and H. Bundgaard, Chapter 5 "Design and Application of Prodrugs", by H. Bundgaard p.113-191 (1991);
- 10 c) H. Bundgaard, Advanced Drug Delivery Reviews, **8**:1-38 (1992);
- d) H. Bundgaard, *et al.*, Journal of Pharmaceutical Sciences, **77**:285 (1988); and
- e) N. Kakeya, *et al.*, Chem Pharm Bull, **32**:692 (1984).

The above documents a to e are herein incorporated by reference.

- In vivo* cleavable esters are just one type of prodrug of the parent molecule. An *in vivo*
- 15 hydrolysable (or cleavable) ester of a compound of the formula (I) that contains a carboxy group is, for example, a pharmaceutically acceptable ester which is hydrolysed in the human or animal body to produce the parent acid. Suitable pharmaceutically acceptable esters for carboxy include C<sub>1-6</sub>alkoxymethyl esters, for example, methoxymethyl; C<sub>1-6</sub>alkanoyloxymethyl esters, for example, pivaloyloxymethyl; phthalidyl esters;
  - 20 C<sub>3-8</sub>cycloalkoxycarbonyloxyC<sub>1-6</sub>alkyl esters, for example, 1-cyclohexylcarbonyloxyethyl; 1,3-dioxolen-2-onylmethyl esters, for example, 5-methyl-1,3-dioxolen-2-onylmethyl; and C<sub>1-6</sub>alkoxycarbonyloxyethyl esters, for example, 1-methoxycarbonyloxyethyl; and may be formed at any carboxy group in the compounds of this invention.

- 25 The compounds of formula I have activity as medicaments. In particular the compounds of formula I are highly potent agonists of PPAR $\alpha$ . In addition the compounds of formula I are also agonists of PPAR $\gamma$ . The term agonists as used herein, includes partial agonists.

Specific compounds of the invention are:

30

(2*S*)-3-(4-{2-[Benzyl(hexyl)amino]-2-oxoethoxy}phenyl)-2-ethoxypropanoic acid; and  
(2*S*)-2-Ethoxy-3-(4-{2-[hexyl(2-phenylethyl)amino]-2-oxoethoxy}phenyl)propanoic acid ;

and pharmaceutically acceptable salts, solvates and crystalline forms thereof.

In the present specification the expression "pharmaceutically acceptable salts" is intended to define but is not limited to base salts such as the alkali metal salts, alkaline earth metal salts, ammonium salts, salts with basic amino acids, and salts with organic amines.

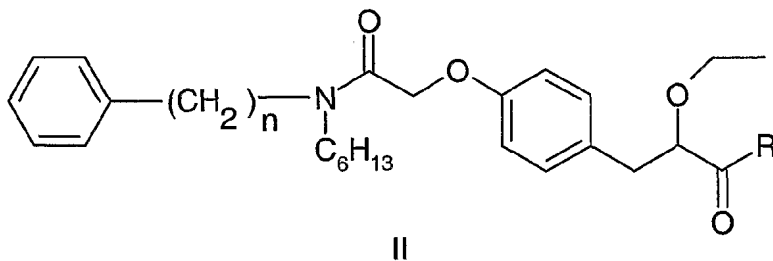
5

It will also be understood that certain compounds of the present invention may exist in solvated, for example hydrated, as well as unsolvated forms. It is to be understood that the present invention encompasses all such solvated forms. Certain compounds of the present invention may exist as tautomers. It is to be understood that the present invention  
10 encompasses all such tautomers.

#### Methods of preparation

The compounds of the invention may be prepared as outlined below. However, the  
15 invention is not limited to these methods. The compounds may also be prepared as described for structurally related compounds in the prior art. The reactions can be carried out according to standard procedures or as described in the experimental section.

Compounds of formula I may be prepared by reacting the S-enantiomer of a compound of  
20 formula II

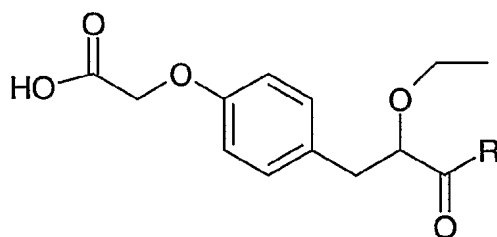


in which n is as previously defined and R represents a protecting group for a carboxylic hydroxy group as described in the standard text "Protective Groups in Organic Synthesis",  
25 2<sup>nd</sup> Edition (1991) by Greene and Wuts, with a de-protecting agent. The protecting group may also be a resin, such as Wang resin or 2-chlorotrityl chloride resin. Protecting groups may be removed in accordance to techniques which are well known to those skilled in the

art. One such protecting group is where R represents a C<sub>1-6</sub>alkoxy group or an arylalkoxy group eg benzyloxy, such that COR represents an ester. Such esters can be reacted with a de-protecting agent e.g. a hydrolysing agent, for example lithium hydroxide in a mixture of THF and water, at a temperature in the range of 0-100°C to give compounds of formula I.

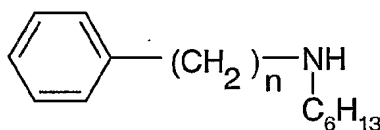
5

Compounds of formula II may be prepared by reacting the S-enantiomer of a compound of formula III



III

10 in which R is as previously defined with a compound of formula IV



IV

15 in which n is as previously defined in an inert solvent, for example dichloromethane, in the presence of a coupling agent, for example a carbodiimide, eg 1-(3-dimethylaminopropyl)-3-ethylcarbodiimide, and optionally in the presence of a catalyst, for example a basic catalyst, eg 4-dimethylaminopyridine, at a temperature in the range of -25°C to 150°C.

Compounds of formula III and IV may be prepared by methods described in the Examples or by analogous methods known to those skilled in the art.

20 Compounds of formula II and III are useful intermediates in the preparation of compounds of formula I and are believed to be novel. Compounds of formula II and III are herein claimed as a further aspect of the present invention. The S-enantiomers

of compounds of formula II and III are preferred. The compounds of the invention may be isolated from their reaction mixtures using conventional techniques.

Persons skilled in the art will appreciate that, in order to obtain compounds of the invention in an alternative and in some occasions, more convenient manner, the individual process steps mentioned hereinbefore may be performed in different order, and/or the individual reactions may be performed at different stage in the overall route (i.e. chemical transformations may be performed upon different intermediates to those associated hereinbefore with a particular reaction).

The expression "inert solvent" refers to a solvent that does not react with the starting materials, reagents, intermediates or products in a manner that adversely affects the yield of the desired product.

#### Pharmaceutical preparations

The compounds of the invention will normally be administered via the oral, parenteral, intravenous, intramuscular, subcutaneous or in other injectable ways, buccal, rectal, vaginal, transdermal and/or nasal route and/or via inhalation, in the form of pharmaceutical preparations comprising the active ingredient either as a free acid, or a pharmaceutical acceptable organic or inorganic base addition salt, in a pharmaceutically acceptable dosage form. Depending upon the disorder and patient to be treated and the route of administration, the compositions may be administered at varying doses.

Suitable daily doses of the compounds of the invention in therapeutical treatment of humans are about 0.0001-100 mg/kg body weight, preferably 0.001-10 mg/kg body weight.

Oral formulations are preferred particularly tablets or capsules which may be formulated by methods known to those skilled in the art to provide doses of the active compound in

the range of 0.5mg to 500mg for example 1 mg, 3 mg, 5 mg, 10 mg, 25mg, 50mg, 100mg and 250mg.

According to a further aspect of the invention there is thus provided a pharmaceutical  
5 formulation including any of the compounds of the invention, or pharmaceutically acceptable derivatives thereof, in admixture with pharmaceutically acceptable adjuvants, diluents and/or carriers.

#### Pharmacological properties

10 The present compounds of formula (I) are useful for the prophylaxis and/or treatment of clinical conditions associated with inherent or induced reduced sensitivity to insulin (insulin resistance) and associated metabolic disorders (also known as metabolic syndrome). These clinical conditions will include, but will not be limited to, general  
15 obesity, abdominal obesity, arterial hypertension, hyperinsulinaemia, hyperglycaemia, type 2 diabetes and the dyslipidaemia characteristically appearing with insulin resistance. This dyslipidaemia, also known as the atherogenic lipoprotein profile, is characterised by moderately elevated non-esterified fatty acids, elevated very low density lipoprotein (VLDL) triglyceride rich particles, high Apo B levels, low high density lipoprotein (HDL)  
20 levels associated with low apoAI particle levels and high Apo B levels in the presence of small, dense, low density lipoproteins (LDL) particles, phenotype B.

The compounds of the present invention are expected to be useful in treating patients with combined or mixed hyperlipidemias or various degrees of hypertriglyceridemias and  
25 postprandial dyslipidemia with or without other manifestations of the metabolic syndrome.

Treatment with the present compounds is expected to lower the cardiovascular morbidity and mortality associated with atherosclerosis due to their antidyslipidaemic as well as antiinflammatory properties. The cardiovascular disease conditions include macro-  
30 angiopathies of various internal organs causing myocardial infarction, congestive heart failure, cerebrovascular disease and peripheral arterial insufficiency of the lower



extremities. Because of their insulin sensitizing effect the compounds of formula I are also expected to prevent or delay the development of type 2 diabetes from the metabolic syndrome and diabetes of pregnancy. Therefore the development of long-term complications associated with chronic hyperglycaemia in diabetes mellitus such as the

5 micro-angiopathies causing renal disease, retinal damage and peripheral vascular disease of the lower limbs are expected to be delayed. Furthermore the compounds may be useful in treatment of various conditions outside the cardiovascular system whether or not associated with insulin resistance, like polycystic ovarian syndrome, obesity, cancer and states of inflammatory disease including neurodegenerative disorders such as mild

10 cognitive impairment, Alzheimer's disease, Parkinson's disease and multiple sclerosis.

The compounds of the present invention are expected to be useful in controlling glucose levels in patients suffering from type 2 diabetes.

15 The present invention provides a method of treating or preventing dyslipidemias, the insulin resistance syndrome and/or metabolic disorders (as defined above) comprising the administration of a compound of formula I to a mammal (particularly a human) in need thereof.

20 The present invention provides a method of treating or preventing type 2 diabetes comprising the administration of an effective amount of a compound of formula I to a mammal (particularly a human) in need thereof.

In a further aspect the present invention provides the use of a compound of formula I as a

25 medicament.

In a further aspect the present invention provides the use of a compound of formula I in the manufacture of a medicament for the treatment of insulin resistance and/or metabolic disorders.

### Combination Therapy

The compounds of the invention may be combined with another therapeutic agent that is  
5 useful in the treatment of disorders associated with the development and progress of  
atherosclerosis such as hypertension, hyperlipidaemias, dyslipidaemias, diabetes and  
obesity. The compounds of the invention may be combined with another therapeutic agent  
that decreases the ratio of LDL:HDL or an agent that causes a decrease in circulating levels  
of LDL-cholesterol. In patients with diabetes mellitus the compounds of the invention may  
10 also be combined with therapeutic agents used to treat complications related to micro-  
angiopathies.

The compounds of the invention may be used alongside other therapies for the treatment of  
metabolic syndrome or type 2 diabetes and its associated complications, these include  
15 biguanide drugs, for example metformin, phenformin and buformin, insulin (synthetic  
insulin analogues, amylin) and oral antihyperglycemics (these are divided into prandial  
glucose regulators and alpha-glucosidase inhibitors). An example of an alpha-glucosidase  
inhibitor is acarbose or voglibose or miglitol. An example of a prandial glucose regulator is  
repaglinide or nateglinide.

20 In another aspect of the invention, the compound of formula I, or a pharmaceutically  
acceptable salt, solvate, solvate of such a salt or a prodrug thereof, may be administered in  
association with another PPAR modulating agent. PPAR modulating agents include but are  
not limited to a PPAR alpha and/or gamma agonist, or pharmaceutically acceptable salts,  
25 solvates, solvates of such salts or prodrugs thereof. Suitable PPAR alpha and/or gamma  
agonists, pharmaceutically acceptable salts, solvates, solvates of such salts or prodrugs  
thereof are well known in the art. These include the compounds described in WO  
01/12187, WO 01/12612, WO 99/62870, WO 99/62872, WO 99/62871, WO 98/57941,  
WO 01/40170, J Med Chem, 1996, 39, 665, Expert Opinion on Therapeutic Patents, 10 (5),  
30 623-634 (in particular the compounds described in the patent applications listed on page  
634) and J Med Chem, 2000, 43, 527 which are all incorporated herein by reference.  
Particularly a PPAR alpha and/or gamma agonist refers to NN622/Ragaglitazar, BMS

298585, WY-14643, clofibrate, fenofibrate, bezafibrate, gemfibrozil and ciprofibrate; GW 9578, ciglitazone, troglitazone, pioglitazone, rosiglitazone, eglitazone, proglitazone, BRL-49634, KRP-297, JTT-501, SB 213068, GW 1929, GW 7845, GW 0207, L-796449, L-165041 and GW 2433. Particularly a PPAR alpha and/or gamma agonist refers to (S)-2-ethoxy-3-[4-(2-{4-methanesulphonyloxyphenyl}ethoxy)-phenyl]propanoic acid and pharmaceutically acceptable salts thereof.

In addition the combination of the invention may be used in conjunction with a sulfonylurea for example: glimepiride, glibenclamide (glyburide), gliclazide, glipizide, gliquidone, chloropropamide, tolbutamide, acetohexamide, glycopyramide, carbutamide, glibonuride, glisoxepid, glybutiazole, glibuzole, glyhexamide, glymidine, glypinamide, phenbutamide, tolclamide and tolazamide. Preferably the sulfonylurea is glimepiride or glibenclamide (glyburide). More preferably the sulfonylurea is glimepiride. Therefore the present invention includes administration of a compound of the present invention in conjunction with one, two or more existing therapies described in this paragraph. The doses of the other existing therapies for the treatment of type 2 diabetes and its associated complications will be those known in the art and approved for use by regulatory bodies for example the FDA and may be found in the Orange Book published by the FDA.

Alternatively smaller doses may be used as a result of the benefits derived from the combination. The present invention also includes a compound of the present invention in combination with a cholesterol-lowering agent. The cholesterol-lowering agents referred to in this application include but are not limited to inhibitors of HMG-CoA reductase (3-hydroxy-3-methylglutaryl coenzyme A reductase). Suitably the HMG-CoA reductase inhibitor is a statin selected from the group consisting of atorvastatin, bervastatin, cerivastatin, dalvastatin, fluvastatin, itavastatin, lovastatin, mevastatin, nicostatin, nivastatin, pravastatin and simvastatin, or a pharmaceutically acceptable salt, especially sodium or calcium, or a solvate thereof, or a solvate of such a salt. A particular statin is atorvastatin, or a pharmaceutically acceptable salt, solvate, solvate of such a salt or a prodrug thereof. A more particular statin is atorvastatin calcium salt. A particularly preferred statin is, however, a compound with the chemical name (E)-7-[4-(4-fluorophenyl)-6-isopropyl-2-[methyl(methylsulfonyl)-amino]-pyrimidin-5-yl](3R,5S)-3,5-dihydroxyhept-6-enoic acid, [also known as (E)-7-[4-(4-fluorophenyl)-6-isopropyl-2-[N-

methyl-*N*-(methylsulfonyl)-amino]pyrimidin-5-yl](3*R*,5*S*)-3,5-dihydroxyhept-6-enoic acid  
] or a pharmaceutically acceptable salt or solvate thereof, or a solvate of such a salt. The  
compound (E)-7-[4-(4-fluorophenyl)-6-isopropyl-2-[methyl-(methylsulfonyl)-amino]-  
pyrimidin-5-yl](3*R*,5*S*)-3,5-dihydroxyhept-6-enoic acid, and its calcium and sodium salts  
5 are disclosed in European Patent Application, Publication No. EP-A-0521471, and in  
Bioorganic and Medicinal Chemistry, (1997), 5(2), 437-444. This latter statin is now  
known under its generic name rosuvastatin.

In the present application, the term "cholesterol-lowering agent" also includes chemical  
10 modifications of the HMG-CoA reductase inhibitors, such as esters, prodrugs and  
metabolites, whether active or inactive.

The present invention also includes a compound of the present invention in combination  
with an inhibitor of the ileal bile acid transport system (IBAT inhibitor).

15

Suitable compounds possessing IBAT inhibitory activity have been described, see for  
instance the compounds described in WO 93/16055, WO 94/18183, WO 94/18184, WO  
96/05188, WO 96/08484, WO 96/16051, WO 97/33882, WO 98/07449, WO 98/03818,  
WO 98/38182, WO 99/32478, WO 99/35135, WO 98/40375, WO 99/35153, WO  
20 99/64409, WO 99/64410, WO 00/01687, WO 00/47568, WO 00/61568, WO 00/62810,  
WO 01/68906, DE 19825804, WO 00/38725, WO 00/38726, WO 00/38727, WO  
00/38728, WO 00/38729, WO 01/68906, WO 01/66533, WO 02/32428, WO 02/50051,  
EP 864 582, EP489423, EP549967, EP573848, EP624593, EP624594, EP624595 and  
EP624596 and the contents of these patent applications are incorporated herein by  
25 reference.

Particular classes of IBAT inhibitors suitable for use in the present invention are  
benzothiepinines, and the compounds described in the claims, particularly claim 1, of WO  
00/01687, WO 96/08484 and WO 97/33882 are incorporated herein by reference. Other  
30 suitable classes of IBAT inhibitors are the 1,2-benzothiazepines, 1,4-benzothiazepines and  
1,5-benzothiazepines. A further suitable class of IBAT inhibitors is the 1,2,5-  
benzothiadiazepines.

- One particular suitable compound possessing IBAT inhibitory activity is (3*R*,5*R*)-3-butyl-3-ethyl-1,1-dioxo-5-phenyl-2,3,4,5-tetrahydro-1,4-benzothiazepin-8-yl  $\beta$ -D-glucopyranosiduronic acid (EP 864 582). Other suitable IBAT inhibitors include one of:
- 5 1,1-dioxo-3,3-dibutyl-5-phenyl-7-methylthio-8-(*N*-{(R)-1'-phenyl-1'-[*N'*-(carboxymethyl)carbamoyl]methyl}carbamoylmethoxy)-2,3,4,5-tetrahydro-1,5-benzothiazepine;
  - 1,1-dioxo-3,3-dibutyl-5-phenyl-7-methylthio-8-(*N*-{(R)- $\alpha$ -[*N'*-(carboxymethyl)carbamoyl]-4-hydroxybenzyl}carbamoylmethoxy)-2,3,4,5-tetrahydro-1,5-benzothiazepine;
  - 10 1,1-dioxo-3,3-dibutyl-5-phenyl-7-methylthio-8-(*N*-{(R)-1'-phenyl-1'-[*N'*-(2-sulphoethyl)carbamoyl]methyl}carbamoylmethoxy)-2,3,4,5-tetrahydro-1,5-benzothiazepine;
  - 1,1-dioxo-3-butyl-3-ethyl-5-phenyl-7-methylthio-8-(*N*-{(R)-1'-phenyl-1'-[*N'*-(2-sulphoethyl)carbamoyl]methyl}carbamoylmethoxy)-2,3,4,5-tetrahydro-1,5-benzothiazepine;
  - 15 1,1-dioxo-3,3-dibutyl-5-phenyl-7-methylthio-8-(*N*-{(R)- $\alpha$ -[*N'*-(2-sulphoethyl)carbamoyl]-4-hydroxybenzyl}carbamoylmethoxy)-2,3,4,5-tetrahydro-1,5-benzothiazepine;
  - 1,1-dioxo-3-butyl-3-ethyl-5-phenyl-7-methylthio-8-(*N*-{(R)- $\alpha$ -[*N'*-(2-sulphoethyl)carbamoyl]-4-hydroxybenzyl}carbamoylmethoxy)-2,3,4,5-tetrahydro-1,5-benzothiazepine;
  - 20 1,1-dioxo-3-butyl-3-ethyl-5-phenyl-7-methylthio-8-(*N*-{(R)- $\alpha$ -[*N'*-(2-carboxyethyl)carbamoyl]benzyl}carbamoylmethoxy)-2,3,4,5-tetrahydro-1,5-benzothiazepine;
  - 1,1-dioxo-3,3-dibutyl-5-phenyl-7-methylthio-8-(*N*-{(R)- $\alpha$ -[*N'*-(2-carboxyethyl)carbamoyl]-4-hydroxybenzyl}carbamoylmethoxy)-2,3,4,5-tetrahydro-1,5-benzothiazepine;
  - 25 1,1-dioxo-3-butyl-3-ethyl-5-phenyl-7-methylthio-8-(*N*-{(R)- $\alpha$ -[*N'*-(5-carboxypentyl)carbamoyl]benzyl}carbamoylmethoxy)-2,3,4,5-tetrahydro-1,5-benzothiazepine;
  - 1,1-dioxo-3,3-dibutyl-5-phenyl-7-methylthio-8-(*N*-{(R)- $\alpha$ -[*N'*-(2-carboxyethyl)carbamoyl]benzyl}carbamoylmethoxy)-2,3,4,5-tetrahydro-1,5-benzothiazepine;
  - 30 1,1-dioxo-3,3-dibutyl-5-phenyl-7-methylthio-8-(*N*-{(R)- $\alpha$ -[*N'*-(2-sulphoethyl)carbamoyl]-2-fluorobenzyl}carbamoylmethoxy)-2,3,4,5-tetrahydro-1,5-benzothiazepine;

- 1,1-dioxo-3-butyl-3-ethyl-5-phenyl-7-methylthio-8-(*N*-{(R)- $\alpha$ -[*N'*-(R)-(2-hydroxy-1-carboxyethyl)carbamoyl]benzyl}carbamoylmethoxy)-2,3,4,5-tetrahydro-1,5-benzothiazepine;
- 1,1-dioxo-3,3-dibutyl-5-phenyl-7-methylthio-8-(*N*-{(R)- $\alpha$ -[*N'*-(R)-(2-hydroxy-1-carboxyethyl)carbamoyl]benzyl}carbamoylmethoxy)-2,3,4,5-tetrahydro-1,5-benzothiazepine;
- 1,1-dioxo-3,3-dibutyl-5-phenyl-7-methylthio-8-{*N*-[(R)- $\alpha$ -(*N'*-{(R)-1-[*N''*-(R)-(2-hydroxy-1-carboxyethyl)carbamoyl]-2-hydroxyethyl}carbamoyl)benzyl]carbamoylmethoxy}-2,3,4,5-tetrahydro-1,5-benzothiazepine;
- 1,1-dioxo-3-butyl-3-ethyl-5-phenyl-7-methylthio-8-(*N*-{ $\alpha$ -[*N'*-(carboxymethyl)carbamoyl]benzyl}carbamoylmethoxy)-2,3,4,5-tetrahydro-1,5-benzothiazepine;
- 1,1-dioxo-3-butyl-3-ethyl-5-phenyl-7-methylthio-8-(*N*-{ $\alpha$ -[*N'*-(ethoxy)(methyl)phosphoryl-methyl]carbamoyl]benzyl}carbamoylmethoxy)-2,3,4,5-tetrahydro-1,5-benzothiazepine;
- 1,1-dioxo-3-butyl-3-ethyl-5-phenyl-7-methylthio-8-{*N*-[(R)- $\alpha$ -(*N'*-{2-[(hydroxy)(methyl)phosphoryl]ethyl}carbamoyl)benzyl]carbamoylmethoxy}-2,3,4,5-tetrahydro-1,5-benzothiazepine;
- 1,1-dioxo-3,3-dibutyl-5-phenyl-7-methylthio-8-(*N*-{(R)- $\alpha$ -[*N'*-(2-methylthio-1-carboxyethyl)carbamoyl]benzyl}carbamoylmethoxy)-2,3,4,5-tetrahydro-1,5-benzothiazepine;
- 1,1-dioxo-3,3-dibutyl-5-phenyl-7-methylthio-8-{*N*-[(R)- $\alpha$ -(*N'*-{2-[(methyl)(ethyl)phosphoryl]ethyl}carbamoyl)-4-hydroxybenzyl]carbamoylmethoxy}-2,3,4,5-tetrahydro-1,5-benzothiazepine;
- 1,1-dioxo-3,3-dibutyl-5-phenyl-7-methylthio-8-{*N*-[(R)- $\alpha$ -(*N'*-{2-[(methyl)(hydroxy)phosphoryl]ethyl}carbamoyl)-4-hydroxybenzyl]carbamoylmethoxy}-2,3,4,5-tetrahydro-1,5-benzothiazepine;
- 1,1-dioxo-3,3-dibutyl-5-phenyl-7-methylthio-8-(*N*-{(R)- $\alpha$ -[(R)-*N'*-(2-methylsulphinyl-1-carboxyethyl)carbamoyl]benzyl}carbamoylmethoxy)-2,3,4,5-tetrahydro-1,5-benzothiazepine;
- 1,1-dioxo-3,3-dibutyl-5-phenyl-7-methoxy-8-[*N*-{(R)- $\alpha$ -[*N'*-(2-sulphoethyl)carbamoyl]-4-hydroxybenzyl}carbamoylmethoxy]-2,3,4,5-tetrahydro-1,5-benzothiazepine;

- 1,1-dioxo-3,3-dibutyl-5-phenyl-7-methylthio-8-(*N*-{(R)- $\alpha$ -[*N*-((R)-1-carboxy-2-methylthio-ethyl)carbamoyl]-4-hydroxybenzyl}carbamoylmethoxy)-2,3,4,5-tetrahydro-1,2,5-benzothiadiazepine;
- 1,1-dioxo-3,3-dibutyl-5-phenyl-7-methylthio-8-(*N*-{(R)- $\alpha$ -[*N*-((S)-1-carboxy-2-(R)-hydroxypropyl)carbamoyl]-4-hydroxybenzyl}carbamoylmethoxy)-2,3,4,5-tetrahydro-1,2,5-benzothiadiazepine;
- 1,1-dioxo-3,3-dibutyl-5-phenyl-7-methylthio-8-(*N*-{(R)- $\alpha$ -[*N*-((S)-1-carboxy-2-methylpropyl)carbamoyl]-4-hydroxybenzyl}carbamoylmethoxy)-2,3,4,5-tetrahydro-1,2,5-benzothiadiazepine;
- 1,1-dioxo-3,3-dibutyl-5-phenyl-7-methylthio-8-(*N*-{(R)- $\alpha$ -[*N*-((S)-1-carboxybutyl)carbamoyl]-4-hydroxybenzyl}carbamoylmethoxy)-2,3,4,5-tetrahydro-1,2,5-benzothiadiazepine;
- 1,1-dioxo-3,3-dibutyl-5-phenyl-7-methylthio-8-(*N*-{(R)- $\alpha$ -[*N*-((S)-1-carboxypropyl)carbamoyl]benzyl}carbamoylmethoxy)-2,3,4,5-tetrahydro-1,2,5-benzothiadiazepine;
- 1,1-dioxo-3,3-dibutyl-5-phenyl-7-methylthio-8-(*N*-{(R)- $\alpha$ -[*N*-((S)-1-carboxyethyl)carbamoyl]benzyl}carbamoylmethoxy)-2,3,4,5-tetrahydro-1,2,5-benzothiadiazepine;
- 1,1-dioxo-3,3-dibutyl-5-phenyl-7-methylthio-8-(*N*-{(R)- $\alpha$ -[*N*-((S)-1-carboxy-2-(R)-hydroxypropyl)carbamoyl]benzyl}carbamoylmethoxy)-2,3,4,5-tetrahydro-1,2,5-benzothiadiazepine;
- 1,1-dioxo-3,3-dibutyl-5-phenyl-7-methylthio-8-(*N*-{(R)- $\alpha$ -[*N*-(2-sulphoethyl)carbamoyl]-4-hydroxybenzyl}carbamoylmethoxy)-2,3,4,5-tetrahydro-1,2,5-benzothiadiazepine;
- 1,1-dioxo-3,3-dibutyl-5-phenyl-7-methylthio-8-(*N*-{(R)- $\alpha$ -[*N*-((S)-1-carboxyethyl)carbamoyl]-4-hydroxybenzyl}carbamoylmethoxy)-2,3,4,5-tetrahydro-1,2,5-benzothiadiazepine;
- 1,1-dioxo-3,3-dibutyl-5-phenyl-7-methylthio-8-(*N*-{(R)- $\alpha$ -[*N*-((R)-1-carboxy-2-methylthioethyl)carbamoyl]benzyl}carbamoylmethoxy)-2,3,4,5-tetrahydro-1,2,5-benzothiadiazepine;
- 1,1-dioxo-3,3-dibutyl-5-phenyl-7-methylthio-8-(*N*-{(R)- $\alpha$ -[*N*-{(S)-1-[*N*-((S)-2-hydroxy-1-carboxyethyl)carbamoyl]propyl}carbamoyl]benzyl}carbamoylmethoxy)-2,3,4,5-tetrahydro-1,2,5-benzothiadiazepine;

1,1-dioxo-3,3-dibutyl-5-phenyl-7-methylthio-8-(*N*-{(R)- $\alpha$ -[*N*-((S)-1-carboxy-2-methylpropyl)carbamoyl]benzyl}carbamoylmethoxy)-2,3,4,5-tetrahydro-1,2,5-benzothiadiazepine;

1,1-Dioxo-3,3-dibutyl-5-phenyl-7-methylthio-8-(*N*-{(R)- $\alpha$ -[*N*-((S)-1-carboxypropyl)carbamoyl]-4-hydroxybenzyl}carbamoylmethoxy)-2,3,4,5-tetrahydro-1,2,5-benzothiadiazepine;

1,1-Dioxo-3,3-dibutyl-5-phenyl-7-methylthio-8-[*N*-{(R/S)- $\alpha$ -{*N*-[1-(R)-2-(S)-1-hydroxy-1-(3,4-dihydroxyphenyl)prop-2-yl]carbamoyl]-4-hydroxybenzyl}carbamoylmethoxy]-2,3,4,5-tetrahydro-1,2,5-benzothiadiazepine;

1,1-Dioxo-3,3-dibutyl-5-phenyl-7-methylthio-8-(*N*-{(R)- $\alpha$ -[*N*-(2-(S)-3-(R)-4-(R)-5-(R)-2,3,4,5,6-pentahydroxyhexyl)carbamoyl]-4-hydroxybenzyl}carbamoylmethoxy)-2,3,4,5-tetrahydro-1,2,5-benzothiadiazepine; and

1,1-Dioxo-3,3-dibutyl-5-phenyl-7-methylthio-8-(*N*-{(R)- $\alpha$ -[*N*-(2-(S)-3-(R)-4-(R)-5-(R)-2,3,4,5,6-pentahydroxyhexyl)carbamoyl]benzyl}carbamoylmethoxy)-2,3,4,5-tetrahydro-1,2,5-benzothiadiazepine;

or a pharmaceutically acceptable salt, solvate, solvate of such a salt or a prodrug thereof.

According to an additional further aspect of the present invention there is provided a combination treatment comprising the administration of an effective amount of a

compound of the formula I, or a pharmaceutically acceptable salt, solvate, solvate of such a salt or a prodrug thereof, optionally together with a pharmaceutically acceptable diluent or carrier, with the simultaneous, sequential or separate administration one or more of the following agents selected from:

a CETP (cholesteryl ester transfer protein) inhibitor, for example those referenced and described in WO 00/38725 page 7 line 22 - page 10, line 17 which are incorporated herein by reference;

a cholesterol absorption antagonist for example azetidinones such as SCH 58235 and those described in US 5,767,115 which are incorporated herein by reference;

a MTP (microsomal transfer protein) inhibitor for example those described in Science, 282, 751-54, 1998 which are incorporated herein by reference;

a nicotinic acid derivative, including slow release and combination products, for example, nicotinic acid (niacin), acipimox and niceritrol;



- a phytosterol compound for example stanols;  
probucol;  
an anti-obesity compound for example orlistat (EP 129,748) and sibutramine (GB 2,184,122 and US 4,929,629);  
5 an antihypertensive compound for example an angiotensin converting enzyme (ACE) inhibitor, an angiotensin II receptor antagonist, an adrenergic blocker, an alpha adrenergic blocker, a beta adrenergic blocker, a mixed alpha/beta adrenergic blocker, an adrenergic stimulant, calcium channel blocker, an AT-1 blocker, a saluretic, a diuretic or a vasodilator;  
10 a CB1 antagonist or inverse agonist for example as described in WO01/70700 and EP 65635 ;  
a Melanin concentrating hormone (MCH) antagonist;  
a PDK inhibitor; or  
modulators of nuclear receptors for example LXR, FXR, RXR, and RORalpha;  
15 or a pharmaceutically acceptable salt, solvate, solvate of such a salt or a prodrug thereof, optionally together with a pharmaceutically acceptable diluent or carrier to a warm-blooded animal, such as man in need of such therapeutic treatment.

- Particular ACE inhibitors or pharmaceutically acceptable salts, solvates, solvate of such  
20 salts or a prodrugs thereof, including active metabolites, which can be used in combination with a compound of formula I include but are not limited to, the following compounds:  
alacepril, alatriopril, altiopril calcium, ancovenin, benazepril, benazepril hydrochloride, benazeprilat, benzoylcaptopril, captopril, captopril-cysteine, captopril-glutathione, ceranapril, ceranopril, ceronapril, cilazapril, cilazaprilat, delapril, delapril-diacid, enalapril,  
25 enalaprilat, enapril, epicaptopril, foroxymithine, fosfenopril, fosenopril, fosenopril sodium, fosinopril, fosinopril sodium, fosinoprilat, fosinoprilic acid, glycopril, hemorphan-4, idrapril, imidapril, indolapril, indolaprilat, libenzapril, lisinopril, lyciumin A, lyciumin B, mixanapril, moexipril, moexiprilat, moveltipril, muracein A, muracein B, muracein C, pentopril, perindopril, perindoprilat, pivalopril, pivopril, quinapril, quinapril hydrochloride,  
30 quinaprilat, ramipril, ramiprilat, spirapril, spirapril hydrochloride, spiraprilat, spiropril, spiropril hydrochloride, temocapril, temocapril hydrochloride, teprotide, trandolapril, trandolaprilat, utibapril, zabicipril, zabiciprilat, zofenopril and zofenoprilat. Preferred ACE

inhibitors for use in the present invention are ramipril, ramiprilat, lisinopril, enalapril and enalaprilat. More preferred ACE inhibitors for uses in the present invention are ramipril and ramiprilat.

5 Preferred angiotensin II antagonists, pharmaceutically acceptable salts, solvates, solvate of such salts or a prodrugs thereof for use in combination with a compound of formula I include, but are not limited to, compounds: candesartan, candesartan cilexetil, losartan, valsartan, irbesartan, tasosartan, telmisartan and eprosartan. Particularly preferred angiotensin II antagonists or pharmaceutically acceptable derivatives thereof for use in the  
10 present invention are candesartan and candesartan cilexetil.

Therefore in an additional feature of the invention, there is provided a method for for the treatment of type 2 diabetes and its associated complications in a warm-blooded animal, such as man, in need of such treatment which comprises administering to said animal an  
15 effective amount of a compound of formula I, or a pharmaceutically acceptable salt, solvate, solvate of such a salt or a prodrug thereof in simultaneous, sequential or separate administration with an effective amount of one the other compounds described in this combination section, or a pharmaceutically acceptable salt, solvate, solvate of such a salt or a prodrug thereof.

20 Therefore in an additional feature of the invention, there is provided a method of treating hyperlipidemic conditions in a warm-blooded animal, such as man, in need of such treatment which comprises administering to said animal an effective amount of a compound of formula I, or a pharmaceutically acceptable salt, solvate, solvate of such a  
25 salt or a prodrug thereof in simultaneous, sequential or separate administration with an effective amount of one the other compounds described in this combination section or a pharmaceutically acceptable salt, solvate, solvate of such a salt or a prodrug thereof.

According to a further aspect of the invention there is provided a pharmaceutical  
30 composition which comprises a compound of formula I, or a pharmaceutically acceptable salt, solvate, solvate of such a salt or a prodrug thereof, and one of the other compounds

described in this combination section or a pharmaceutically acceptable salt, solvate, solvate of such a salt or a prodrug thereof, in association with a pharmaceutically acceptable diluent or carrier.

- 5 According to a further aspect of the present invention there is provided a kit comprising a compound of formula I, or a pharmaceutically acceptable salt, solvate, solvate of such a salt or a prodrug thereof, and one of the other compounds described in this combination section or a pharmaceutically acceptable salt, solvate, solvate of such a salt or a prodrug thereof.

10

According to a further aspect of the present invention there is provided a kit comprising:

- a) a compound of formula I, or a pharmaceutically acceptable salt, solvate, solvate of such a salt or a prodrug thereof, in a first unit dosage form;
- b) one of the other compounds described in this combination section or a pharmaceutically acceptable salt, solvate, solvate of such a salt or a prodrug thereof; in a second unit dosage form; and
- 15 c) container means for containing said first and second dosage forms.

According to a further aspect of the present invention there is provided a kit comprising:

- 20 a) a compound of formula I, or a pharmaceutically acceptable salt, solvate, solvate of such a salt or a prodrug thereof, together with a pharmaceutically acceptable diluent or carrier, in a first unit dosage form;
- b) one of the other compounds described in this combination section or a pharmaceutically acceptable salt, solvate, solvate of such a salt or a prodrug thereof, in a second unit dosage form; and
- 25 c) container means for containing said first and second dosage forms.

According to another feature of the invention there is provided the use of a compound of the formula I, or a pharmaceutically acceptable salt, solvate, solvate of such a salt or a

- 30 prodrug thereof, and one of the other compounds described in this combination section, or a pharmaceutically acceptable salt, solvate, solvate of such a salt or a prodrug thereof, in

the manufacture of a medicament for use in the the treatment of metabolic syndrome or type 2 diabetes and its associated complications in a warm-blooded animal, such as man.

According to another feature of the invention there is provided the use of a compound of the formula I, or a pharmaceutically acceptable salt, solvate, solvate of such a salt or a prodrug thereof, and one of the other compounds described in this combination section, or a pharmaceutically acceptable salt, solvate, solvate of such a salt or a prodrug thereof, in the manufacture of a medicament for use in the treatment of hyperlipidaemic conditions in a warm-blooded animal, such as man.

According to a further aspect of the present invention there is provided a combination treatment comprising the administration of an effective amount of a compound of the formula I, or a pharmaceutically acceptable salt, solvate, solvate of such a salt or a prodrug thereof, optionally together with a pharmaceutically acceptable diluent or carrier, with the simultaneous, sequential or separate administration of an effective amount of one of the other compounds described in this combination section, or a pharmaceutically acceptable salt, solvate, solvate of such a salt or a prodrug thereof, optionally together with a pharmaceutically acceptable diluent or carrier to a warm-blooded animal, such as man in need of such therapeutic treatment.

### Examples

$^1\text{H}$  NMR and  $^{13}\text{C}$  NMR measurements were performed on a Varian Mercury 300 or Varian UNITY plus 400, 500 or 600 spectrometers, operating at  $^1\text{H}$  frequencies of 300, 400, 500 and 600 MHz, respectively, and at  $^{13}\text{C}$  frequencies of 75, 100, 125 and 150 MHz, respectively. Measurements were made on the delta scale ( $\delta$ ).

Unless otherwise stated, chemical shifts are given in ppm with the solvent as internal standard.

### Abbreviations

DMSO	dimethyl sulfoxide
THF	tetrahydrofuran

Pd/C	palladium on charcoal
DMAP	dimethylaminopyridine
t	triplet
s	singlet
5 d	doublet
q	quartet
m	multiplet
bs	broad singlet
dm	doublet of multiplet
10 bt	broad triplet
dd	doublet of doublet

Example 1(2S)-3-(4-{2-[Benzyl(hexyl)amino]-2-oxoethoxy}phenyl)-2-ethoxypropanoic acid15 (i) Ethyl (2S)-3-{4-[2-(benzyloxy)-2-oxoethoxy]phenyl}-2-ethoxypropanoate

To a solution of ethyl (2S)-2-ethoxy-3-(4-hydroxyphenyl)propanoate (23.8 g, 100 mmol, prepared as described in WO99/62872) in acetonitrile (200 mL) was added anhydrous potassium carbonate (31.9 g, 231 mmol) followed by benzyl bromoacetate (17.4 mL, 110 mmol) and the reaction mixture was refluxed overnight. The reaction mixture was allowed to cool to room temperature, insoluble salts were filtered off and the solution was concentrated *in vacuo*. The residue was taken up in ethyl acetate (300 mL), and the organic phase was washed with aqueous NaHCO<sub>3</sub> (3 x 100 mL) and brine (100 mL), dried over anhydrous MgSO<sub>4</sub>, and concentrated *in vacuo*. Purification on silica gel with methylene chloride as the eluent and collection of pure fractions yielded 22.4 g (58%) of a yellow oil.

<sup>1</sup>H NMR (400 MHz, CDCl<sub>3</sub>): δ 1.16 (t, 3H), 1.22 (t, 3H), 2.93–2.97 (m, 2H), 3.35 (m, 1H), 3.60 (m, 1H), 3.97 (m, 1H), 4.16 (q, 2H), 4.64 (s, 2H), 5.23 (s, 2H), 6.82 (d, 2H), 7.15 (d, 2H), 7.32–7.39 (m, 5H).

<sup>13</sup>C NMR (100 MHz, CDCl<sub>3</sub>): δ 14.3, 15.2, 38.6, 60.9, 65.6, 66.3, 67.0, 80.4, 114.6, 128.5, 128.6, 128.7, 130.6, 135.3, 156.7, 169.0, 172.6.

(ii) 4-[(2S)-2,3-Diethoxy-3-oxopropyl]phenoxy}acetic acid

To a solution of ethyl (2S)-3-{4-[2-(benzyloxy)-2-oxoethoxy]phenyl}-2-ethoxypropanoate  
(22.33 g, 57.8 mmol) in freshly distilled THF (290 mL) was added Pd/C (10%, 3.1 g) and the  
reaction mixture was hydrogenated under atmospheric pressure at room temperature  
overnight. The mixture was filtered through a plug of Celite and the filtrate was concentrated  
*in vacuo* to afford 16.6 g (97%) of a light yellow oil.

<sup>1</sup>H NMR (400 MHz, CDCl<sub>3</sub>): δ 1.15 (t, 3H), 1.21 (t, 3H), 2.93–2.98 (m, 2H), 3.35 (m, 1H),  
3.60 (m, 1H), 3.97 (m, 1H), 4.16 (q, 2H), 4.65 (s, 2H), 6.84 (d, 2H), 7.17 (d, 2H), 8.48 (bs,  
1H)

<sup>13</sup>C NMR (100 MHz, CDCl<sub>3</sub>): δ 14.3, 15.1, 38.5, 61.0, 65.1, 66.4, 80.3, 114.6, 130.7, 130.9,  
156.4, 172.7, 173.7

(iii) Ethyl (2S)-3-(4-{2-[benzyl(hexyl)amino]-2-oxoethoxy}phenyl)-2-ethoxypropanoate

To a solution of 4-[(2S)-2,3-diethoxy-3-oxopropyl]phenoxy}acetic acid (0.110 g, 0.37  
mmol) in methylene chloride (3.7 mL) were added N-hexyl-benzylamine (0.079 g, 0.41  
mmol) and DMAP (0.045 g, 0.37 mmol) followed by 1-ethyl-3-(3-  
dimethylaminopropyl)carbodiimide hydrochloride (0.071 g, 0.37 mmol) and the reaction  
mixture was stirred at room temperature overnight. The mixture was diluted with methylene  
chloride (25 mL), and the organic phase was washed with 5% HCl (3 x 25 mL), aqueous  
NaHCO<sub>3</sub> (25 mL), and brine (25 mL), dried over Na<sub>2</sub>SO<sub>4</sub>, and concentrated *in vacuo*.  
Purification on a prepacked column of silica gel (Isolute® SPE Column, 5 g Si/25 mL) with  
methanol (0–1% gradient) in methylene chloride as the eluent yielded 0.139 g (80%) of a  
colourless oil.

<sup>1</sup>H NMR (400 MHz, CDCl<sub>3</sub>): δ 0.81–0.90 (m, 3H), 1.11–1.32 (m, 12H), 1.46–1.62 (m, 2H),  
2.88–3.00 (m, 2H), 3.21–3.29 and 3.29–3.40 (2m, 3H, rotamers), 3.59 (m, 1H), 3.95 (m, 1H),

4.10–4.19 (m, 2H), 4.60 and 4.61 (2s, 2H, rotamers), 4.65 and 4.73 (2s, 2H, rotamers), 6.77 and 6.87 (2d, 2H, rotamers), 7.07–7.37 (m, 7H).

<sup>13</sup>C NMR (100 MHz, CDCl<sub>3</sub>): δ 13.9, 14.2, 15.1, 22.5, 26.5, 27.1, 28.4, 31.4, 31.5, 38.4, 46.3, 46.5, 48.2, 50.5, 60.7, 66.1, 67.5, 67.8, 80.3, 114.4, 114.5, 126.6, 127.3, 127.6, 128.0, 128.5, 128.8, 130.2, 130.2, 130.4, 130.5, 136.6, 137.2, 156.8, 156.9, 168.0, 168.1, 172.4. (The number of peaks is larger than the number of carbon atoms due to rotamers.)

(iv) (2S)-3-(4-{2-[Benzyl(hexyl)amino]-2-oxoethoxy}phenyl)-2-ethoxypropanoic acid

10

To a solution of ethyl (2S)-3-(4-{2-[benzyl(hexyl)amino]-2-oxoethoxy}phenyl)-2-ethoxypropanoate (0.080 g, 0.17 mmol) in THF (8.6 mL) was added 4.3 mL of a 0.10 M LiOH solution and the reaction mixture was stirred at room temperature overnight. The reaction mixture was acidified with 2M HCl and extracted with ethyl acetate (3 x 25mL). The combined organic phase was washed with brine (25 mL), dried over Na<sub>2</sub>SO<sub>4</sub>, and concentrated *in vacuo* to afford 0.068 g (90%) of a colourless oil.

<sup>1</sup>H NMR (400 MHz, CDCl<sub>3</sub>): δ 0.80–0.92 (m, 3H), 1.11–1.18 (m, 3H), 1.18–1.33 (m, 6H), 1.46–1.63 (m, 2H), 2.87–3.11 (m, 2H), 3.20–3.30 and 3.32–3.45 (2m, 3H, rotamers), 3.61 (m, 1H), 4.01 (m, 1H), 4.61 and 4.63 (2s, 2H, rotamers), 4.67 and 4.75 (2s, 2H, rotamers), 6.77 and 6.88 (2d, 2H, rotamers), 7.10–7.40 (m, 7H), 8.79 (bs, 1H).

<sup>13</sup>C NMR (100 MHz, CDCl<sub>3</sub>): δ 14.0, 15.1, 22.6, 26.6, 27.1, 28.4, 31.5, 31.5, 31.6, 38.1, 46.5, 46.6, 48.5, 50.7, 66.7, 67.4, 67.7, 79.9, 114.6, 114.7, 126.7, 127.5, 127.8, 128.2, 128.7, 129.0, 130.1, 130.1, 130.6, 130.7, 136.5, 137.0, 156.9, 157.0, 168.5, 168.6, 175.6. (The number of peaks is larger than the number of carbon atoms due to rotamers.)

Example 2(2S)-2-Ethoxy-3-(4-{2-[hexyl(2-phenylethyl)amino]-2-oxoethoxy}phenyl)propanoic acid

- 5 (i) Ethyl (2S)-2-ethoxy-3-(4-{2-[hexyl(2-phenylethyl)amino]-2-oxoethoxy}phenyl)propanoate

To a solution of {4-[(2S)-2,3-diethoxy-3-oxopropyl]phenoxy}acetic acid (0.110 g, 0.37 mmol) in methylene chloride (3.7 mL) were added N-hexyl-2-phenylethylamine (0.080 g, 0.39 mmol) and DMAP (0.045 g, 0.37 mmol) followed by 1-ethyl-3-(3-dimethylaminopropyl)carbodiimide hydrochloride (0.071 g, 0.37 mmol), and the reaction mixture was stirred at room temperature overnight. The mixture was diluted with methylene chloride (25 mL), and the organic phase was washed with 5% HCl (3 x 25 mL), aqueous NaHCO<sub>3</sub> (25 mL) and brine (25 mL), dried over Na<sub>2</sub>SO<sub>4</sub>, and concentrated *in vacuo*.  
 15 Purification on a prepacked column of silica gel (Isolute® SPE Column, 5 g Si/25 mL) with methanol (0–1% gradient) in methylene chloride as the eluent yielded 0.125 g (70%) of a colourless oil.

<sup>1</sup>H NMR (400 MHz, CDCl<sub>3</sub>): δ 0.82–0.92 (m, 3H), 1.16 (t, 3H), 1.19–1.33 (m, 9H), 1.45–1.65 (m, 2H), 2.82–2.90 (m, 2H), 2.91–2.98 (m, 2H), 3.12–3.21 and 3.29–3.42 (2m, 3H, rotamers) 3.50–3.65 (m, 3H), 3.95 (m, 1H), 4.16 (q, 2H), 4.39 and 4.65 (2s, 2H, rotamers), 6.75 and 6.86 (2d, 2H, rotamers), 7.10–7.34 (m, 7H).

<sup>13</sup>C NMR (100 MHz, CDCl<sub>3</sub>): δ 14.0, 14.1, 14.3, 15.1, 22.6, 26.5, 26.7, 27.4, 29.0, 31.5, 31.6, 33.9, 35.3, 38.5, 45.9, 48.1, 48.3, 48.9, 60.8, 66.2, 67.5, 80.4, 114.5, 126.4, 126.9, 128.5, 128.9, 130.1, 130.2, 130.5, 130.5, 138.3, 139.2, 156.9, 157.0, 167.6, 167.8, 172.5. (The number of peaks is larger than the number of carbon atoms due to rotamers.)

- (ii) (2S)-2-Ethoxy-3-(4-{2-[hexyl(2-phenylethyl)amino]-2-oxoethoxy}phenyl)propanoic acid

30

To a solution of ethyl (2S)-2-ethoxy-3-(4-{2-[hexyl(2-phenylethyl)amino]-2-oxoethoxy}phenyl)propanoate (0.081 g, 0.17 mmol) in THF (8.6 mL) was added 4.3 mL of a



0.10 M LiOH solution and the reaction mixture was stirred at room temperature overnight. The reaction mixture was acidified with 2M HCl and extracted with ethyl acetate (3 x 25mL). The combined organic phase was washed with brine (25 mL), dried over Na<sub>2</sub>SO<sub>4</sub>, and concentrated *in vacuo* to afford 0.073 g (96%) of a colourless oil.

<sup>1</sup>H NMR (400 MHz, CDCl<sub>3</sub>): δ 0.82–0.93 (m, 3H), 1.15 (t, 3H), 1.20–1.35 (m, 6H), 1.47–1.62 (m, 2H), 2.80–2.99 (m, 3H), 3.00–3.09 (m, 1H), 3.11–3.21 and 3.31–3.44 (2m, 3H, rotamers), 3.50–3.67 (m, 3H), 4.01 (m, 1H), 4.40 and 4.66 (2s, 2H, rotamers), 6.75 and 6.85 (2d, 2H, rotamers), 7.10–7.35 (m, 7H), 8.86 (bs, 1H).

<sup>13</sup>C NMR (100 MHz, CDCl<sub>3</sub>): δ 14.0, 14.1, 15.1, 22.6, 22.6, 26.6, 26.7, 27.3, 28.9, 31.5, 31.6, 33.8, 35.2, 38.1, 46.1, 48.3, 48.4, 49.0, 66.7, 67.4, 79.9, 114.6, 126.4, 127.0, 128.6, 128.9, 130.0, 130.1, 130.6, 130.7, 138.2, 139.1, 156.9, 157.0, 168.1, 168.2, 175.6. (The number of peaks is larger than the number of carbon atoms due to rotamers.)

## BIOLOGICAL ACTIVITY

### Formulations

Compounds were dissolved in DMSO to obtain 16 mM stock solutions. Before assays, stock solutions were further diluted in DMSO and culture media.

## GENERAL CHEMICALS AND REAGENTS

Luciferase assay reagent was purchased from Packard, USA. Restriction Enzymes were from Boehringer and Vent polymerase from New England Biolabs.

## CELL LINES AND CELL CULTURE CONDITIONS

U2-OS, (Osteogenic sarcoma, Human) was purchased from ATCC, USA. Cells were expanded and refrozen in batches from passage number six. Cells were cultured in Dulbecco's modified Eagle medium (DMEM) with 25 mM glucose, 2 mM glutamine or 4 mM L-alanyl-L-glutamine, 10% fetal calf serum, at 5% CO<sub>2</sub>. Phosphate buffered saline (PBS) without addition of calcium or magnesium was used. All cell culture reagents were from Gibco (USA) and 96-well cell culture plates were purchased from Wallach.

## PLASMID CONSTRUCTS FOR HETEROLOGOUS EXPRESSION

Standard recombinant DNA techniques were carried out as described by Ausubel (7). The Luciferase reporter vector, pGL5UAS (clone consists of five copies of the GAL4 DNA binding sequence, 5'-CGACGGAGTACTGTCCTCCGAGCT-3', cloned into the SacI/XhoI sites of pGL3-Promoter (Promega). The SacI/XhoI fragment carrying the UAS sites was constructed using annealed overlapping oligonucleotides.

Expression vectors used are based upon pSG5 (Stratagene). All vectors contain an EcoRI/NheI fragment encoding the DNA binding domain of GAL4 (encoding amino acid positions 1-145 of database accession number P04386) followed by an in-frame fusion to a fragment encoding the nuclear localisation sequence from T antigen of Polyoma Virus.

The nuclear localisation sequence was constructed using annealed overlapping oligonucleotides creating NheI/KpnI sticky ends

(5'-CTAGCGCTCCTAGAAGAAACGCAAGGTTGGTAC-3'). The ligand binding domains from human and mouse PPAR $\alpha$  and human and mouse PPAR $\gamma$  were PCR amplified as KpnI/BamHI fragments and cloned in frame to the GAL4 DNA binding domain and the nuclear localisation sequence. The sequence of all plasmid constructs used were confirmed by sequencing. The following expression vectors were used for transient transfections:

vector	encoded PPAR subtype	sequence reference <sup>1</sup>
pSGGALhPPa	human PPAR $\alpha$	S74349, nt 625-1530
pSGGALmPPa	murine PPAR $\alpha$	X57638, nt 668-1573
pSGGALhPPg	human PPAR $\gamma$	U63415, nt 613-1518
pSGGALmPPg	murine PPAR $\gamma$	U09138, nt 652-1577

1 refers to nucleotide positions of data base entry used to express the ligand binding domain.

#### TRANSIENT TRANSFECTIONS

Frozen stocks of cells from passage number six were thawed and expanded to passage  
5 number eight before transfections. Confluent cells were trypsinised, washed and pelleted by centrifugation at 270xg for 2 minutes. The cell pellet was resuspended in cold PBS to a cell concentration of about  $18 \times 10^6$  cells/ml. After addition of DNA, the cell suspension was incubated on ice for approximately 5 minutes before electroporation at 230 V, 960  $\mu$ F in Biorad's Gene Pulser<sup>TM</sup> in 0.5 ml batches. A total of 50  $\mu$ g DNA was added to each  
10 batch of 0.5 ml cells, including 2.5  $\mu$ g expression vector, 25  $\mu$ g reporter vector and 22.5  $\mu$ g unspecific DNA (pBluescript, Stratagene).

After electroporation, cells were diluted to a concentration of 320'000 cells/ml in DMEM without phenol red, and approximately 25'000 cells/well were seeded in 96-well plates. In  
15 order to allow cells to recover, seeded plates were incubated at 37°C for 3-4 hours before addition of test compounds. In assays for PPAR $\alpha$ , the cell medium was supplemented with resin-charcoal stripped fetal calf serum (FCS) in order to avoid background activation by fatty acid components of the FCS. The resin-charcoal stripped FCS was produced as follows; for 500 ml of heat-inactivated FCS, 10 g charcoal and 25 g Bio-Rad Analytical  
20 Grade Anion Exchange Resin 200-400 mesh were added, and the solution was kept on a magnetic stirrer at room temperature over night. The following day, the FCS was centrifuged and the stripping procedure was repeated for 4-6 hours. After the second treatment, the FCS was centrifuged and filter sterilised in order to remove remnants of charcoal and resin.

25

#### ASSAY PROCEDURE

Stock solutions of compounds in DMSO were diluted in appropriate concentration ranges in master plates. From master plates, compounds were diluted in culture media to obtain test compound solutions for final doses.

After adjustment of the amount of cell medium to 75  $\mu$ l in each well, 50  $\mu$ l test compound solution was added. Transiently transfected cells were exposed to compounds for about 24 hours before the luciferase detection assay was performed. For luciferase assays, 100  $\mu$ l of assay reagent was added manually to each well and plates were left for approximately 20 minutes in order to allow lysis of the cells. After lysis, luciferase activity was measured in a 1420 Multiwell counter, Victor, from Wallach.

#### Reference compounds

The TZD pioglitazone was used as reference substance for activation of both human and murine PPAR $\gamma$ . 5,8,11,14-Eicosatetrayonic acid (ETYA) was used as reference substance for human PPAR $\alpha$ .

#### Calculations and analysis

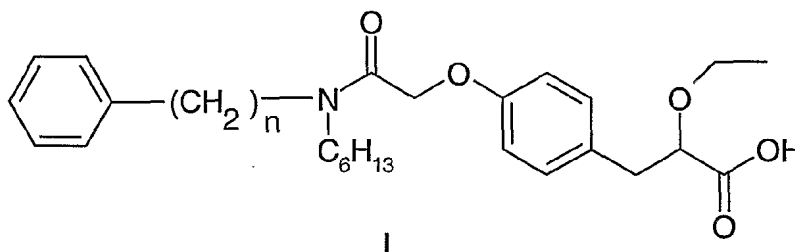
For calculation of EC<sub>50</sub> values, a concentration-effect curve was established. Values used were derived from the average of two or three independent measurements (after subtraction of the background average value) and were expressed as the percentage of the maximal activation obtained by the reference compound. Values were plotted against the logarithm of the test compound concentration. EC<sub>50</sub> values were estimated by linear intercalation between the data points and calculating the concentration required to achieve 50% of the maximal activation obtained by the reference compound.

The compounds of formula I have an EC<sub>50</sub> of less than 0.5  $\mu$ mol/l for PPAR $\alpha$  and preferred compounds have an EC<sub>50</sub> of less than 0.05  $\mu$ mol/l for PPAR $\alpha$ . The compounds of formula I are a select group of compounds in that they are more potent with respect to PPAR $\alpha$  than with respect to PPAR $\gamma$ . It is believed that this relationship is important with respect to the pharmacological activity of the compounds and to their therapeutic profile.

In addition the compounds of the present invention exhibit improved DMPK (Drug Metabolism and Pharmacokinetic) properties, for example they exhibit improved metabolic stability *in vitro*, and also exhibit favourable dose response curves *in vivo*. The compounds also have a promising toxicological profile.

CLAIMS

1. The S enantiomer of a compound of formula I



wherein *n* is 1 or 2 and pharmaceutically acceptable salts, solvates, crystalline forms and prodrugs thereof.

2. A compound selected from:

(2*S*)-3-(4-{2-[Benzyl(hexyl)amino]-2-oxoethoxy}phenyl)-2-ethoxypropanoic acid ;  
 (2*S*)-2-Ethoxy-3-(4-{2-[hexyl(2-phenylethyl)amino]-2-oxoethoxy}phenyl)propanoic acid;  
 and pharmaceutically acceptable salts, solvates and crystalline forms thereof.

3. (2*S*)-3-(4-{2-[Benzyl(hexyl)amino]-2-oxoethoxy}phenyl)-2-ethoxypropanoic acid and  
 pharmaceutically acceptable salts, solvates and crystalline forms thereof.

4. (2*S*)-2-Ethoxy-3-(4-{2-[hexyl(2-phenylethyl)amino]-2-oxoethoxy}phenyl)propanoic acid  
 and pharmaceutically acceptable salts, solvates and crystalline forms thereof.

5. A pharmaceutical formulation comprising a compound according to any one of claims  
 1-4 in admixture with pharmaceutically acceptable adjuvants, diluents and/or carriers.

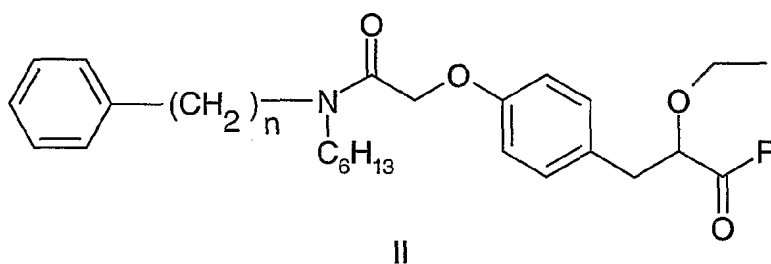
6. A method of treating or preventing lipid disorders (dyslipidemia) whether or not  
 associated with insulin resistance comprising the administration of a compound according  
 to any one of claims 1-4 to a mammal in need thereof.

7. The use of a compound according to any one of claims 1-4 in the manufacture of a medicament for the treatment of lipid disorders (dyslipidemia) whether or not associated with insulin resistance.

5 8. A method of treating or preventing type 2 diabetes comprising the administration of an effective amount of a compound of formula I according to any one of claims 1-4 to a mammal in need thereof.

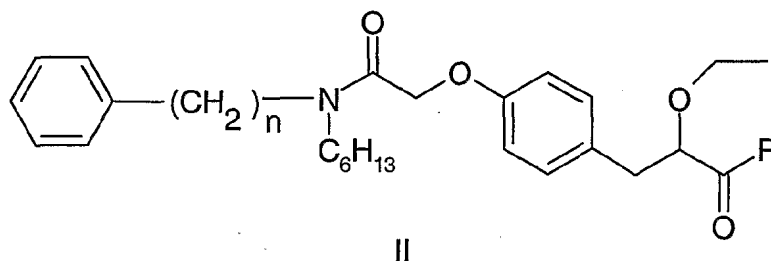
9. A process for the preparation of a compound of formula I comprising reacting a compound of formula II

10



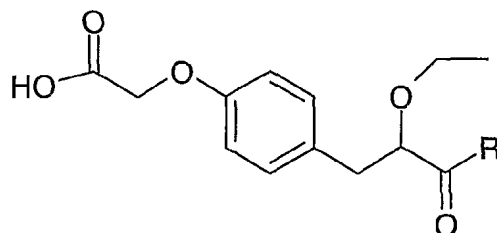
in which  $n$  is as previously defined and  $R$  represents a protecting group for carboxylic  
15 hydroxy group with a de-protecting agent.

10. A compound of formula II



20 in which  $n$  is as previously defined and  $R$  represents a protecting group for carboxylic hydroxy group with a de-protecting agent.

11. A compound of formula III



III

in which R is as previously defined.

- 5 12. A pharmaceutical composition comprising a compound as claimed in any one of claims 1 to 4 combined with another therapeutic agent that is useful in the treatment of disorders associated with the development and progress of atherosclerosis such as hypertension, hyperlipidaemias, dyslipidaemias, diabetes and obesity.
- 10 13. A pharmaceutical composition comprising a compound as claimed in any one of claims 1 to 4 combined with another PPAR modulating agent.
14. A pharmaceutical composition comprising a compound as claimed in any one of claims 1 to 4 combined with a cholesterol-lowering agent.
- 15 15. A pharmaceutical composition comprising a compound as claimed in any one of claims 1 to 4 combined with a HMG-CoA reductase inhibitor.
16. A pharmaceutical composition comprising a compound as claimed in any one of claims 1 to 4 combined with atorvastatin or a pharmaceutically acceptable salt, solvate, crystalline form or prodrug thereof.
- 20 17. A pharmaceutical composition comprising a compound as claimed in any one of claims 1 to 4 combined with rosuvastatin or a pharmaceutically acceptable salt thereof.
- 25 18. A pharmaceutical composition comprising a compound as claimed in any one of claims 1 to 4 combined with an IBAT inhibitor.

19. A pharmaceutical composition according to claim 18 wherein the IBAT inhibitor is selected from one of:
- 1,1-dioxo-3,3-dibutyl-5-phenyl-7-methylthio-8-(*N*-{(R)-1'-phenyl-1'-[*N'*-(carboxymethyl) carbamoyl]methyl}carbamoylmethoxy)-2,3,4,5-tetrahydro-1,5-benzothiazepine;
- 1,1-dioxo-3,3-dibutyl-5-phenyl-7-methylthio-8-(*N*-{(R)- $\alpha$ -[*N'*-(carboxymethyl)carbamoyl]-4-hydroxybenzyl}carbamoylmethoxy)-2,3,4,5-tetrahydro-1,5-benzothiazepine;
- 1,1-dioxo-3,3-dibutyl-5-phenyl-7-methylthio-8-(*N*-{(R)-1'-phenyl-1'-[*N'*-(2-sulphoethyl)carbamoyl]methyl}carbamoylmethoxy)-2,3,4,5-tetrahydro-1,5-benzothiazepine;
- 1,1-dioxo-3-butyl-3-ethyl-5-phenyl-7-methylthio-8-(*N*-{(R)-1'-phenyl-1'-[*N'*-(2-sulphoethyl)carbamoyl]methyl}carbamoylmethoxy)-2,3,4,5-tetrahydro-1,5-benzothiazepine;
- 1,1-dioxo-3,3-dibutyl-5-phenyl-7-methylthio-8-(*N*-{(R)- $\alpha$ -[*N'*-(2-sulphoethyl)carbamoyl]-4-hydroxybenzyl}carbamoylmethoxy)-2,3,4,5-tetrahydro-1,5-benzothiazepine;
- 1,1-dioxo-3-butyl-3-ethyl-5-phenyl-7-methylthio-8-(*N*-{(R)- $\alpha$ -[*N'*-(2-sulphoethyl)carbamoyl]-4-hydroxybenzyl}carbamoylmethoxy)-2,3,4,5-tetrahydro-1,5-benzothiazepine;
- 1,1-dioxo-3-butyl-3-ethyl-5-phenyl-7-methylthio-8-(*N*-{(R)- $\alpha$ -[*N'*-(2-carboxyethyl)carbamoyl]benzyl}carbamoylmethoxy)-2,3,4,5-tetrahydro-1,5-benzothiazepine;
- 1,1-dioxo-3,3-dibutyl-5-phenyl-7-methylthio-8-(*N*-{(R)- $\alpha$ -[*N'*-(2-carboxyethyl)carbamoyl]benzyl}carbamoylmethoxy)-2,3,4,5-tetrahydro-1,5-benzothiazepine;
- 1,1-dioxo-3,3-dibutyl-5-phenyl-7-methylthio-8-(*N*-{(R)- $\alpha$ -[*N'*-(2-sulphoethyl)carbamoyl]-2-fluorobenzyl}carbamoylmethoxy)-2,3,4,5-tetrahydro-1,5-benzothiazepine;



- 1,1-dioxo-3-butyl-3-ethyl-5-phenyl-7-methylthio-8-(*N*-{(R)- $\alpha$ -[*N'*-(R)-(2-hydroxy-1-carboxyethyl)carbamoyl]benzyl}carbamoylmethoxy)-2,3,4,5-tetrahydro-1,5-benzothiazepine;
- 1,1-dioxo-3,3-dibutyl-5-phenyl-7-methylthio-8-(*N*-{(R)- $\alpha$ -[*N'*-(R)-(2-hydroxy-1-carboxyethyl)carbamoyl]benzyl}carbamoylmethoxy)-2,3,4,5-tetrahydro-1,5-benzothiazepine;
- 1,1-dioxo-3,3-dibutyl-5-phenyl-7-methylthio-8-{*N*-[(R)- $\alpha$ -(*N'*-{(R)-1-[*N''*-(R)-(2-hydroxy-1-carboxyethyl)carbamoyl]-2-hydroxyethyl}carbamoyl)benzyl]carbamoylmethoxy}-2,3,4,5-tetrahydro-1,5-benzothiazepine;
- 1,1-dioxo-3-butyl-3-ethyl-5-phenyl-7-methylthio-8-(*N*-{ $\alpha$ -[*N'*-(carboxymethyl)carbamoyl]benzyl}carbamoylmethoxy)-2,3,4,5-tetrahydro-1,5-benzothiazepine;
- 1,1-dioxo-3-butyl-3-ethyl-5-phenyl-7-methylthio-8-(*N*-{ $\alpha$ -[*N'*-(ethoxy)(methyl)phosphoryl-methyl)carbamoyl]benzyl}carbamoylmethoxy)-2,3,4,5-tetrahydro-1,5-benzothiazepine;
- 1,1-dioxo-3-butyl-3-ethyl-5-phenyl-7-methylthio-8-{*N*-[(R)- $\alpha$ -(*N'*-{2-[(hydroxy)(methyl)phosphoryl]ethyl}carbamoyl)benzyl]carbamoylmethoxy}-2,3,4,5-tetrahydro-1,5-benzothiazepine;
- 1,1-dioxo-3,3-dibutyl-5-phenyl-7-methylthio-8-(*N*-{(R)- $\alpha$ -[*N'*-(2-methylthio-1-carboxyethyl)carbamoyl]benzyl}carbamoylmethoxy)-2,3,4,5-tetrahydro-1,5-benzothiazepine;
- 1,1-dioxo-3,3-dibutyl-5-phenyl-7-methylthio-8-{*N*-[(R)- $\alpha$ -(*N'*-{2-[(methyl)(ethyl)phosphoryl]ethyl}carbamoyl)-4-hydroxybenzyl]carbamoylmethoxy}-2,3,4,5-tetrahydro-1,5-benzothiazepine;
- 1,1-dioxo-3,3-dibutyl-5-phenyl-7-methylthio-8-{*N*-[(R)- $\alpha$ -(*N'*-{2-[(methyl)(hydroxy)phosphoryl]ethyl}carbamoyl)-4-hydroxybenzyl]carbamoylmethoxy}-2,3,4,5-tetrahydro-1,5-benzothiazepine;
- 1,1-dioxo-3,3-dibutyl-5-phenyl-7-methylthio-8-(*N*-{(R)- $\alpha$ -[(R)-*N'*-(2-methylsulphinyl-1-carboxyethyl)carbamoyl]benzyl}carbamoylmethoxy)-2,3,4,5-tetrahydro-1,5-benzothiazepine;
- 1,1-dioxo-3,3-dibutyl-5-phenyl-7-methoxy-8-[*N*-{(R)- $\alpha$ -[*N'*-(2-sulphoethyl)carbamoyl]-4-hydroxybenzyl}carbamoylmethoxy]-2,3,4,5-tetrahydro-1,5-benzothiazepine;

- 1,1-dioxo-3,3-dibutyl-5-phenyl-7-methylthio-8-(*N*-{(R)- $\alpha$ -[*N*-((R)-1-carboxy-2-methylthio-ethyl)carbamoyl]-4-hydroxybenzyl}carbamoylmethoxy)-2,3,4,5-tetrahydro-1,2,5-benzothiadiazepine;
- 1,1-dioxo-3,3-dibutyl-5-phenyl-7-methylthio-8-(*N*-{(R)- $\alpha$ -[*N*-((S)-1-carboxy-2-(R)-hydroxypropyl)carbamoyl]-4-hydroxybenzyl}carbamoylmethoxy)-2,3,4,5-tetrahydro-1,2,5-benzothiadiazepine;
- 1,1-dioxo-3,3-dibutyl-5-phenyl-7-methylthio-8-(*N*-{(R)- $\alpha$ -[*N*-((S)-1-carboxy-2-methylpropyl)carbamoyl]-4-hydroxybenzyl}carbamoylmethoxy)-2,3,4,5-tetrahydro-1,2,5-benzothiadiazepine;
- 10 1,1-dioxo-3,3-dibutyl-5-phenyl-7-methylthio-8-(*N*-{(R)- $\alpha$ -[*N*-((S)-1-carboxybutyl)carbamoyl]-4-hydroxybenzyl}carbamoylmethoxy)-2,3,4,5-tetrahydro-1,2,5-benzothiadiazepine;
- 1,1-dioxo-3,3-dibutyl-5-phenyl-7-methylthio-8-(*N*-{(R)- $\alpha$ -[*N*-((S)-1-carboxypropyl)carbamoyl]benzyl}carbamoylmethoxy)-2,3,4,5-tetrahydro-1,2,5-benzothiadiazepine;
- 15 1,1-dioxo-3,3-dibutyl-5-phenyl-7-methylthio-8-(*N*-{(R)- $\alpha$ -[*N*-((S)-1-carboxyethyl)carbamoyl]benzyl}carbamoylmethoxy)-2,3,4,5-tetrahydro-1,2,5-benzothiadiazepine;
- 1,1-dioxo-3,3-dibutyl-5-phenyl-7-methylthio-8-(*N*-{(R)- $\alpha$ -[*N*-((S)-1-carboxy-2-(R)-hydroxypropyl)carbamoyl]benzyl}carbamoylmethoxy)-2,3,4,5-tetrahydro-1,2,5-benzothiadiazepine;
- 20 1,1-dioxo-3,3-dibutyl-5-phenyl-7-methylthio-8-(*N*-{(R)- $\alpha$ -[*N*-(2-sulphoethyl)carbamoyl]-4-hydroxybenzyl}carbamoylmethoxy)-2,3,4,5-tetrahydro-1,2,5-benzothiadiazepine;
- 1,1-dioxo-3,3-dibutyl-5-phenyl-7-methylthio-8-(*N*-{(R)- $\alpha$ -[*N*-((S)-1-carboxyethyl)carbamoyl]-4-hydroxybenzyl}carbamoylmethoxy)-2,3,4,5-tetrahydro-1,2,5-benzothiadiazepine;
- 25 1,1-dioxo-3,3-dibutyl-5-phenyl-7-methylthio-8-(*N*-{(R)- $\alpha$ -[*N*-((R)-1-carboxy-2-methylthioethyl)carbamoyl]benzyl}carbamoylmethoxy)-2,3,4,5-tetrahydro-1,2,5-benzothiadiazepine;
- 1,1-dioxo-3,3-dibutyl-5-phenyl-7-methylthio-8-(*N*-{(R)- $\alpha$ -[*N*-{(S)-1-[*N*-((S)-2-hydroxy-1-carboxyethyl)carbamoyl]propyl}carbamoyl]benzyl}carbamoylmethoxy)-2,3,4,5-tetrahydro-1,2,5-benzothiadiazepine;
- 30

1,1-dioxo-3,3-dibutyl-5-phenyl-7-methylthio-8-(*N*-{(R)- $\alpha$ -[*N*-((S)-1-carboxy-2-methylpropyl)carbamoyl]benzyl}carbamoylmethoxy)-2,3,4,5-tetrahydro-1,2,5-benzothiadiazepine;

1,1-Dioxo-3,3-dibutyl-5-phenyl-7-methylthio-8-(*N*-{(R)- $\alpha$ -[*N*-((S)-1-carboxypropyl)carbamoyl]-4-hydroxybenzyl}carbamoylmethoxy)-2,3,4,5-tetrahydro-1,2,5-benzothiadiazepine;

1,1-Dioxo-3,3-dibutyl-5-phenyl-7-methylthio-8-[*N*-((R/S)- $\alpha$ -{*N*-[1-(R)-2-(S)-1-hydroxy-1-(3,4-dihydroxyphenyl)prop-2-yl]carbamoyl]-4-hydroxybenzyl)carbamoylmethoxy]-2,3,4,5-tetrahydro-1,2,5-benzothiadiazepine;

1,1-Dioxo-3,3-dibutyl-5-phenyl-7-methylthio-8-(*N*-{(R)- $\alpha$ -[*N*-(2-(S)-3-(R)-4-(R)-5-(R)-2,3,4,5,6-pentahydroxyhexyl)carbamoyl]-4-hydroxybenzyl}carbamoylmethoxy)-2,3,4,5-tetrahydro-1,2,5-benzothiadiazepine; and

1,1-Dioxo-3,3-dibutyl-5-phenyl-7-methylthio-8-(*N*-{(R)- $\alpha$ -[*N*-(2-(S)-3-(R)-4-(R)-5-(R)-2,3,4,5,6-pentahydroxyhexyl)carbamoyl]benzyl}carbamoylmethoxy)-2,3,4,5-tetrahydro-1,2,5-benzothiadiazepine;

or a pharmaceutically acceptable salt, solvate, solvate of such a salt or a prodrug thereof.