



(72) KOISTINEN, TOMMI, FI

(72) SUVANEN, JYRI, FI

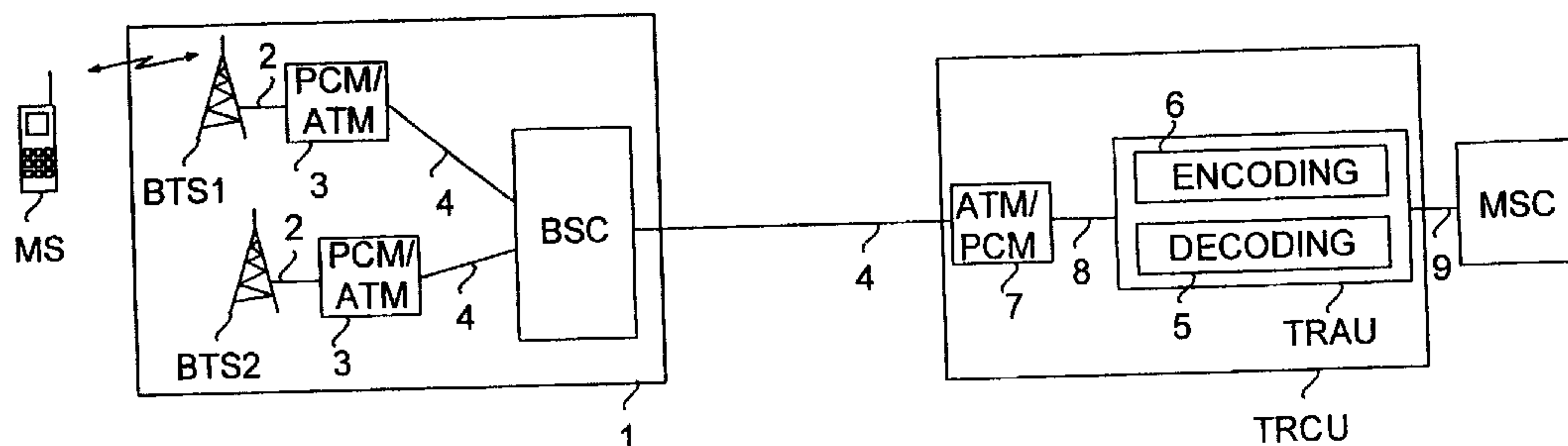
(71) NOKIA NETWORKS OY, FI

(51) Int.Cl.<sup>6</sup> H04Q 7/30

(30) 1997/10/16 (973975) FI

(54) **SYSTEME DE COMMUNICATION MOBILE ET UNITE DE  
TRANSCODAGE**

(54) **MOBILE COMMUNICATIONS SYSTEM AND A TRANSCODER  
UNIT**



(57) Cette invention concerne un système de communication mobile comprenant une station de base (BTS1) qui est reliée par une connexion de transmission de données et par l'intermédiaire d'une unité de transcodage (TRCU) à un centre de commutation de services mobile (MSC). Afin d'améliorer la connexion de transmission de données entre la station de base et l'unité de transcodage, ladite connexion se compose partiellement d'une connexion de transmission de données commutée par paquets (4) à laquelle est associé un système de conversion (3). Ce système de conversion comprend un dispositif qui permet de convertir la trame TRAU reçue en un paquet qui sera transmis par la connexion commutée par paquets (4). Cette conversion consiste à éliminer les bits que contient la trame TRAU et qui ne sont pas utiles dans la connexion commutée par paquets (4).

(57) The present invention relates to a mobile communication system which comprises a base station (BTS1) having a data transmission connection to a mobile services switching centre (MSC) through a transcoder unit (TRCU). In order to improve the data transmission connection between the base station and the transcoder unit, the data transmission connection in question is partly composed of a packet-switched data transmission connection (4) to which a converter means (3) is arranged comprising means for converting the TRAU frame received into a packet to be transmitted over the packet-switched connection (4), the conversion including the removal of bits included in the TRAU frame and not needed on the packet-switched connection (4).



PCT

WORLD INTELLECTUAL PROPERTY ORGANIZATION  
International Bureau

## INTERNATIONAL APPLICATION PUBLISHED UNDER THE PATENT COOPERATION TREATY (PCT)

(51) International Patent Classification<sup>6</sup> :

H04Q 7/30

A2

(11) International Publication Number:

WO 99/21383

(43) International Publication Date:

29 April 1999 (29.04.99)

(21) International Application Number: PCT/FI98/00807

(22) International Filing Date: 16 October 1998 (16.10.98)

(30) Priority Data:

973975

16 October 1997 (16.10.97)

FI

(71) Applicant (for all designated States except US): NOKIA  
TELECOMMUNICATIONS OY [FI/FI]; Keilalahdentie 4,  
FIN-02150 Espoo (FI).

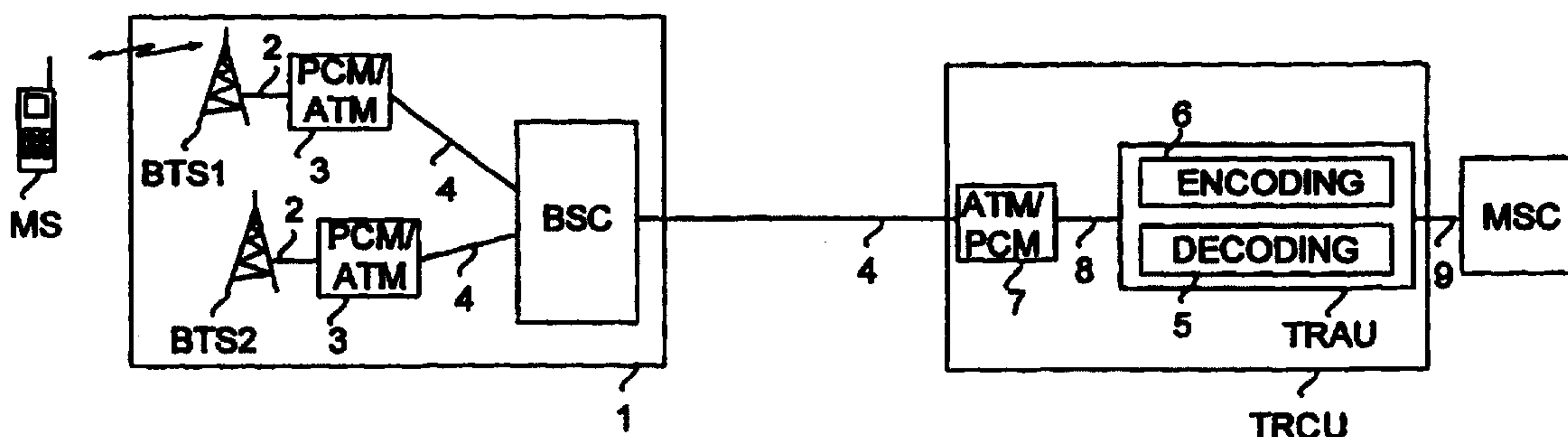
(72) Inventors; and

(75) Inventors/Applicants (for US only): KOISTINEN, Tommi  
[FI/FI]; Kyyhkysmäki 22 b 19, FIN-02600 Espoo (FI).  
SUVANEN, Jyri [FI/FI]; Väinö Auerin katu 1 G 24,  
FIN-00560 Helsinki (FI).(74) Agent: KOLSTER OY AB; Iso Roobertinkatu 23, P.O. Box  
148, FIN-00121 Helsinki (FI).(81) Designated States: AL, AM, AT, AT (Utility model), AU, AZ,  
BA, BB, BG, BR, BY, CA, CH, CN, CU, CZ, CZ (Utility  
model), DE, DE (Utility model), DK, DK (Utility model),  
EE, EE (Utility model), ES, FI, FI (Utility model), GB, GD,  
GE, GH, GM, HR, HU, ID, IL, IS, JP, KE, KG, KP, KR,  
KZ, LC, LK, LR, LS, LT, LU, LV, MD, MG, MK, MN,  
MW, MX, NO, NZ, PL, PT, RO, RU, SD, SE, SG, SI, SK,  
SK (Utility model), SL, TJ, TM, TR, TT, UA, UG, US, UZ,  
VN, YU, ZW, ARIPO patent (GH, GM, KE, LS, MW, SD,  
SZ, UG, ZW), Eurasian patent (AM, AZ, BY, KG, KZ, MD,  
RU, TJ, TM), European patent (AT, BE, CH, CY, DE, DK,  
ES, FI, FR, GB, GR, IE, IT, LU, MC, NL, PT, SE), OAPI  
patent (BF, BJ, CF, CG, CI, CM, GA, GN, GW, ML, MR,  
NE, SN, TD, TG).

## Published

*In English translation (filed in Finnish).**Without international search report and to be republished  
upon receipt of that report.*

(54) Title: MOBILE COMMUNICATIONS SYSTEM AND A TRANSCODER UNIT



## (57) Abstract

The present invention relates to a mobile communication system which comprises a base station (BTS1) having a data transmission connection to a mobile services switching centre (MSC) through a transcoder unit (TRCU). In order to improve the data transmission connection between the base station and the transcoder unit, the data transmission connection in question is partly composed of a packet-switched data transmission connection (4) to which a converter means (3) is arranged comprising means for converting the TRAU frame received into a packet to be transmitted over the packet-switched connection (4), the conversion including the removal of bits included in the TRAU frame and not needed on the packet-switched connection (4).



**MOBILE COMMUNICATION SYSTEM AND A TRANSCODER UNIT**

The present invention relates to a mobile communication system which comprises a base station having a data transmission connection to a mobile services switching centre through a transcoder unit, in which system:

5 the base station comprises means for transmitting and, correspondingly, receiving speech parameters over a radio connection from a mobile station located within its radio coverage area, the transcoder unit comprises means for decoding the speech parameters it has received from the base station to speech signals to be transmitted to the mobile services switching centre and,

10 correspondingly, for encoding the speech signals it has received from the mobile services switching centre to speech parameters to be transmitted to the base station, and the base station and the transcoder unit communicate with one another over a circuit-switched data transmission connection, on which data transmission connection the speech parameters are transmitted by TRAU

15 frames. Furthermore, the invention relates to a mobile communication system which comprises a base station having a data transmission connection to a mobile services switching centre through a transcoder unit, in which system: the base station comprises means for transmitting and, correspondingly, receiving speech parameters over a radio connection from a mobile station lo-

20 cated within its radio coverage area, the transcoder unit comprises means for decoding the speech parameters it has received from the base station to speech signals to be transmitted to the mobile services switching centre and, correspondingly, for encoding the speech signals it has received from the mobile services switching centre to speech parameters to be transmitted to the

25 base station, and the base station and the transcoder unit communicate with one another over a circuit-switched data transmission connection, on which data transmission connection the speech parameters are transmitted by TRAU frames. Furthermore, the invention also relates to a transcoder unit comprising a transcoder which includes: decoding means for decoding speech parameters the transcoder unit has received from a first data transmission connection

30 and for forwarding them as speech signals over a second data transmission connection, and encoding means for encoding speech signals the transcoder unit has received from the second data transmission connection and forwarding them as speech parameters over the first data transmission connection.

35 Furthermore, the invention also relates to a converter means in a mobile communication system.



The present invention particularly relates to a data transmission connection between a mobile services switching centre and a base station system of the GSM mobile communication system (Global System for Mobile Communications). However, it should be noted that although in the following, the invention will be described with reference to the GSM system in particular, the invention can also be applied to other mobile communication systems.

The GSM system includes a digital radio path, whereby a frequency spectrum required is dependent on a data transmission rate used on the radio path. The higher the data transmission rate used on the radio path, the wider the radio spectrum needed. Consequently, speech coding used in a fixed PSTN/ISDN network (Public Switched Telephone Network/Integrated Services Digital Network), transmitting 64 kbit/s of digital coded data for each traffic channel, is not suitable for use in the radio path of the GSM system. Instead of the speech coding used in the fixed network, the radio path of the GSM system therefore uses RPE-LTP speech coding (Regular Pulse Excitation - Long Term Prediction).

In order to transmit data associated with a speech channel from the base station system to the mobile services switching centre, a transcoder unit is arranged between the base station system and the mobile services switching centre in the GSM system. Speech coding and rate adaptation operations required are concentratedly arranged in a transcoder unit TRCU (Transcoder/Rate Adaptor Unit) in the GSM system. On grounds of the GSM specifications, the transcoder unit having a 64 kbit/s interface towards the mobile services switching centre and 8 or 16 kbit/s interfaces towards the base station system may be located in several alternative locations, the choice of the location being up to the system manufacturer.

In prior art GSM mobile communication systems, information between the base station system and the transcoder unit is transmitted in TRAU frames which are transmitted between the base station system and the transcoder unit over circuit-switched 2 Mbit/s PCM connections (Pulse Code Modulation). A disadvantage associated with prior art mobile communication systems of the above-described type is that the TRAU frames utilized therein contain a large number of bits which are actually unnecessary for speech transmission. Consequently, it has been necessary to reserve more capacity for the telecommunication connection between the base station system and the transcoder unit than actually required by efficient speech transmission.



Another disadvantage associated with the transmission capacity of mobile communication systems of the above-described type is that the base station system reserves a channel from the PCM connection to be used by the mobile station for the transmission of the TRAU frame whether or not there is speech included in the TRAU frame. In other words, in connection with discontinuous transmission DTX, for example, this leads to a situation in which a major portion of the PCM channel is unnecessarily reserved for a particular mobile station, since there is no speech information to be transmitted.

An object of the present invention is to eliminate the above-described disadvantages and to provide a mobile communication system having more efficient data transmission between a base station system and a transcoder unit. This objective is achieved by the mobile communication system of the invention, which is characterized in that the data transmission connection between the base station and the transcoder unit is partly composed of a packet-switched data transmission connection, and that a converter means is arranged on the data transmission connection between the base station and the transcoder unit, the converter means comprising means for converting a TRAU frame received from said circuit-switched data transmission connection into a packet which is to be transmitted over the packet-switched connection, said conversion including the removal of bits which are included in the TRAU frame and not needed on the packet-switched connection.

An embodiment of the mobile communication system of the invention is characterized in that the data transmission connection between the base station and the transcoder unit is partly composed of a packet-switched data transmission connection, and that a converter means is arranged on the data transmission connection between the base station and the transcoder unit, the converter means comprising means for converting a packet received from said packet-switched data transmission connection into a TRAU frame to be transmitted over the circuit-switched connection, said conversion including at least the addition of synchronization bits to the TRAU frame.

The invention is based on the idea that the available data transmission capacity can be more efficiently utilized by partly substituting data transmission connections that are utilized in prior art mobile communication systems between base station systems and transcoder units by packet-switched connections. Consequently, bits that are included in TRAU frames on circuit-



switched connections and not needed on the packet-switched connections can be removed when the TRAU frames are converted into packets to be used on the packet-switched data transmission connection. If required, the removed bits can be regenerated at the receiving end, in case there is a need for converting the packet received from the packet-switched data transmission connection into a TRAU frame. Synchronization bits needed on the circuit-switched PCM connections, for example, can be removed/added in accordance with the invention in connection with the conversions, whereby they need not be sent over the packet-switched connection.

10           When the packet-switched data transmission connection is utilized, a single speech channel of the mobile communication system does not unnecessarily load the data transmission connection in question, i.e. the packet associated with the call in question is transmitted through it only when required. When a particular mobile station uses discontinuous transmission, for example, capacity is released from the packet-switched connection, whereas capacity would not be released in the same manner on the circuit-switched PCM connection, for example. Consequently, the capacity of a data channel can be distributed among a larger number of speech channels, since it can be assumed that all the speech channels do not simultaneously include packets to be transmitted. Consequently, the most significant advantage of the mobile communication system of the invention is that it enables more efficient utilization of data transmission capacity.

25           The invention further relates to a transcoder unit which can be utilized in the mobile communication system of the invention. The transcoder unit of the invention is characterized in that the first data transmission connection is a packet-switched data transmission connection, whereby the transcoder unit is connected to the first data transmission connection through a converter means, the converter means comprising means for converting a packet received from the packet-switched data transmission connection into a TRAU frame, said conversion including at least the addition of synchronization bits to the TRAU frame, and for transmitting said TRAU frame to the transcoder of the transcoder unit over a circuit-switched connection.

35           Furthermore, the invention also relates to a converter means which can be utilized in the mobile communication system of the invention. The converter means of the invention is characterized in that it comprises means for converting a TRAU frame received from a circuit-switched data transmission



connection into a packet to be transmitted over a packet-switched data transmission connection, the conversion including the removal of bits which are included in the TRAU frame and not needed on the packet-switched connection, and means for converting a packet received from said packet-switched data transmission connection into a TRAU frame to be transmitted over the circuit-switched connection, said conversion including at least the addition of synchronization bits to the TRAU frame.

The preferred embodiments of the mobile communication system of the invention are disclosed in the accompanying dependent claims 2 to 5 and 7 and 8.

In the following, the invention will be described in more detail by way of example with reference to the accompanying drawings, in which

Figure 1 shows a block diagram of a first preferred embodiment of the mobile communication system of the invention,

Figure 2 illustrates the structure of a 16 kbit/s TRAU frame,

Figure 3 illustrates a first frame type used on an ATM connection,

Figure 4 illustrates the structure of an 8 kbit/s TRAU frame,

Figure 5 illustrates a second frame type used on an ATM connection,

Figure 6 shows a block diagram of a second preferred embodiment of the mobile telephone system of the invention, and

Figure 7 shows a block diagram of a third preferred embodiment the mobile communication system of the invention.

Figure 1 shows a block diagram of a first preferred embodiment of the mobile communication system of the invention. The mobile communication system shown in Figure 1 can be a GSM system or a DCS system (Digital Cellular System), for example.

In the case of Figure 1, a mobile station MS communicates over a radio path with a base station BTS1 included in a base station system 1. The base station BTS1 therefore receives from the radio path speech parameters that are coded by RPE-LTP speech coding, and adapts them in a manner known per se to a TRAU frame and forwards them over a circuit-switched PCM connection 2 to a first converter unit 3.

The converter unit 3 converts the received TRAU frames into a packet to be transmitted over an ATM connection 4. At the same time, the converter unit 3 removes unnecessary bits included in the TRAU frame, the



forwarding of which over the ATM connection 4 not being necessary. The bits to be removed include synchronization bits, for example, which are included in the TRAU frame and not needed on the ATM connection and which can, if required, be generated at the receiving end if the packet received from the ATM connection is reconverted into a TRAU frame. The two frame types used on the ATM connection 4 and the bits to be removed from the TRAU frames are described in more detail in connection with Figures 2 to 5.

In accordance with the invention, the first converter unit 3 further comprises means for checking, in connection with the conversion performed, the erroneousess of the TRAU frame it has received. This is done by the converter unit checking the value of an error flag of the TRAU frame. The error flag (Bad Frame Indicator) of the TRAU frame presented in Figure 2, for example, is composed of a bit C12 as specified in section 08.60 of the GSM specifications. If the error flag shows that the TRAU frame is erroneous, the frame is not converted or forwarded. In this way, the ATM connection 4 is not unnecessarily loaded with unnecessary packets.

The above-described checking of the error flag is also useful in connection with discontinuous transmission when the mobile station MS does not transmit all the bursts over the radio path. In that case, the base station BTS1 does not receive the speech parameters from the radio path but generates and forwards the TRAU frames indicated erroneous by the error flag over the PCM connection 2. However, the first converter unit 3 detects that the TRAU frames are erroneous and prevents them from being forwarded, whereby the ATM connection 4 is not unnecessarily loaded.

Having converted the received TRAU frame into a packet to be transmitted over the ATM connection 4, the first converter unit 3 transmits the packet through a base station controller BSC to a transcoder unit TRCU (Transcoder/Rate Adaptor Unit). Figure 1 shows one transcoder TRAU present in the transcoder unit TRCU, the transcoder including an encoder 6 and a decoder 5, although the transcoder unit in fact includes a transcoder TRAU for every simultaneous speech channel. The decoder 5 of the transcoder TRAU decodes in the manner known per se the speech parameters it has received, whereupon the transcoder unit TRCU forwards speech signals to the mobile services switching centre MSC over a circuit-switched PCM connection 9.

In the case of Figure 1, the transcoder unit TRCU is connected to the ATM connection 4 through a second converter unit 7 which is integrated



into the transcoder unit TRCU. The second converter unit 7 converts the packet it has received from the ATM connection into a TRAU frame to be transmitted to the transcoder TRAU over a circuit-switched PCM connection 8. In the conversion, the bits that were excluded from the ATM packet by the  
5 converter unit 3 are then regenerated and added to the TRAU frame formed. Such bits to be regenerated include, for example, synchronization bits by means of which the transcoder TRAU is able to synchronize with the TRAU frame transmitted by the second converter unit 7. Consequently, applying the invention does not require modifications to the transcoder TRAU, but it may be  
10 formed of a transcoder known per se, for the transcoder does not detect the existence of the ATM connection. In contrast, as distinct from the case in Figure 1, if a transcoder is used which is able to directly process the speech parameters in the ATM packet, then the second converter unit is not required.

The most significant advantage is achieved in connection with the  
15 embodiment of Figure 1 when the transcoder unit TRCU is located in close proximity to the mobile services switching centre MSC and, correspondingly, when the first converter unit 2 is located in close proximity to the base station BTS. In that case, the ATM connection is physically as its longest, i.e. the greatest part of the data transmission connection between the base station  
20 system and the mobile services switching centre MSC is formed of the packet-switched data transmission connection 4.

As distinct from the case in Figure 1, the mobile services switching centre of the mobile communication system of Figure 1 may also directly route a call from the base station BTS1 to a base station BTS2 through the con-  
25 verter units 3 and the base station controller BSC. In that case, the converter unit 3 connected to the base station BTS1 converts the TRAU frames received from the base station BTS1 into packets to be transmitted over the ATM connection 4, the packets being directly conveyed through the base station controller BSC to the converter unit 3 which is connected to the base station  
30 BTS2. The latter converter unit 3 converts the packet it has received from the ATM connection 4 into a TRAU frame to be transmitted to the base station BTS2 over the circuit-switched PCM connection 2. In the conversion, the bits excluded from the ATM packets by the first converter unit 3 are then regenerated and added to the TRAU frame formed. Consequently, it is possible to  
35 generate a connection not requiring a transcoder unit between the mobile stations that are located within the radio coverage area of the base stations BTS1



and BTS2, respectively.

Figure 2 illustrates the structure of a 16 kbit/s TRAU frame. The structure of the speech frame of Figure 2 is specified in section 08.60 of the GSM specifications. Bits D1-D260 in octets 4-38 are used for transmitting the actual speech parameters. The bits in the first two octets are coded "0". The bits in question and the first bits (coded "1") in octets 2, 4, 6...36 and 38 are synchronization bits. In accordance with the invention, the bits in question are not transmitted over the ATM connection, since they are not needed on that connection. The last four bits T1 to T4 (stop bits) and spare bits C18-C21 of the TRAU frame in question are not transmitted over the ATM connection either. Furthermore, a flag, i.e. a bit C16, used in the TRAU frame for indicating speech is not transmitted to the ATM connection, because its value can be detected at the receiving end on the basis of the value of a silence descriptor SID flag C13-C14. In Figure 2, the bits that are transmitted over the ATM connection in accordance with the invention are shown in bold text, and the bits that are excluded are shown in normal text.

Figure 3 illustrates a first frame type which is used on the ATM connection and, on that connection, substitutes in accordance with the invention the TRAU frame presented in Figure 2. The frame of Figure 3 can be used in the uplink (from base station system towards mobile services switching centre) and in the downlink (from mobile services switching centre towards base station system) directions.

In the frame of Figure 3, bits D1-D260 are used for transmitting speech parameters. Bits C1-C5 indicate the frame type. Bits C6-C11 are timing bits. A bit C12 is used for bad frame indication BFI. Bits C13 and C14 form a SID flag. A bit C15 forms a TAF flag. A bit C17 is used in the uplink direction for controlling discontinuous transmission of the downlink direction. The bit in question is a spare bit in the downlink direction. A bit DS1 is used for indicating if the frame in question originates from the transcoder unit or from the base station system. Bits S1-S3 are spare bits.

Figure 4 illustrates the structure of an 8 kbit/s TRAU frame. In the submultiplexed 8 kbit/s speech frame of Figure 4, the bits that are transmitted in accordance with the invention over the ATM connection are shown in bold text. It can be detected from Figure 4 that the bits to be excluded include synchronization bits, for example.

Figure 5 illustrates a second frame type which is used on the ATM



connection and, on that connection, substitutes in accordance with the invention the TRAU frame of Figure 4. CRC bits CRC2-CRC0 are transmitted in their normal places between bits D44h and D45h.

Figure 6 shows a block diagram of a second preferred embodiment of the mobile telephone system of the invention. The mobile communication system of Figure 6 is similar to the mobile communication system of Figure 1 in other respects except that in the case of Figure 6 a base station BTS1' does not generate a TRAU frame, but, on the contrary, directly generates a packet from the speech parameters received from the radio path, which packet is to be transmitted over the ATM connection 4. It transmits the packet in question to the converter unit 7 through a base station controller BSC'. The converter unit 7 converts the received ATM packet into a TRAU frame, generates the synchronizing bits needed in the TRAU frame and supplies the frame over the circuit-switched PCM connection 8 to a transcoder unit TRCU'. The embodiment of Figure 6 requires that the base station BTS1' and the base station controller BSC' are able to process the ATM packets, whereas the transcoder unit TRCU' may be formed of a transcoder unit known per se.

Figure 7 shows a block diagram of a third preferred embodiment of the mobile communication system of the invention. The embodiment of Figure 7 differs from the previous embodiments in that the base station BTS1, the base station controller BSC and the transcoder unit TRCU' are formed of parts known per se, and the parts are connected to one another by the converter units 3 and 7 and over the ATM connections 4.

The converter units 3 thus convert the TRAU frames supplied to them by the base station BTS1 and the base station controller BSC over the circuit-switched PCM connections 2 into ATM packets, at the same time removing the unnecessary bits of the TRAU frames in connection with the conversion. Correspondingly, the converter units 7 convert the packets received from the ATM connections 4 into TRAU frames, generate and add thereto the bits that were excluded by the converter units 3, and forward the TRAU frames in question to the base station controller BSC and to the transcoder unit TRCU over the circuit-switched PCM connections 8. Consequently, in the embodiment of Figure 8 it is possible to utilize a base station, base station controller and transcoder unit known per se, which are all commercially available and connected to one another by the ATM connections 4 and the converter units 3 and 7.

It is to be understood that the above description and the related figures are only intended to illustrate the present invention. It will be apparent to those skilled in the art that many variations and modifications can be made to the invention without departing from the scope and spirit of the invention disclosed in the attached claims.

5



## CLAIMS

1. A mobile communication system which comprises a base station (BTS1) having a data transmission connection to a mobile services switching centre (MSC) through a transcoder unit (TRCU, TRCU'), in which system:

5 the base station (BTS1) comprises means for transmitting and, correspondingly, receiving speech parameters over a radio connection from a mobile station (MS) located within its radio coverage area,

the transcoder unit (TRCU, TRCU') comprises means for decoding the speech parameters it has received from the base station (BTS1) to speech  
10 signals to be transmitted to the mobile services switching centre (MSC) and, correspondingly, for encoding the speech signals it has received from the mobile services switching centre (MSC) to speech parameters to be transmitted to the base station (BTS1), and

the base station (BTS1) and the transcoder unit (TRCU, TRCU')  
15 communicate with one another over a circuit-switched data transmission connection (2), on which data transmission connection the speech parameters are transmitted by TRAU frames, **characterized** in that

the data transmission connection between the base station (BTS1) and the transcoder unit (TRCU, TRCU') is partly composed of a packet-switched data transmission connection (4), and that  
20

a converter means (3) is arranged on the data transmission connection between the base station (BTS1) and the transcoder unit (TRCU, TRCU'), the converter means comprising means for converting a TRAU frame received from said circuit-switched data transmission connection (2) into a  
25 packet which is to be transmitted over the packet-switched connection (4), said conversion including the removal of bits which are included in the TRAU frame and not needed on the packet-switched connection (4).

2. A mobile communication system as claimed in claim 1, **characterized** in that said circuit-switched connection (2) is composed of a  
30 PCM connection and that said packet-switched connection (4) is composed of an ATM connection.

3. A mobile communication system as claimed in claim 1 or 2, **characterized** in that the conversion performed by a first converter means comprises at least the removal of synchronization bits that are included  
35 in the TRAU frame.

4. A mobile communication system as claimed in any one of claims 1 to 3, **characterized** in that the first converter means (3) is arranged to monitor an error flag of the TRAU frame it has received and to interrupt the conversion and forwarding of the TRAU frame when said error flag indicates that the TRAU frame is erroneous.

5. A mobile communication system as claimed in any one of claims 1 to 4, **characterized** in that the transcoder unit (TRCU, TRCU') comprises means for transmitting the speech signals to the mobile services switching centre (MSC) from the PCM interface in the form of PCM samples.

6. A mobile communication system which comprises a base station (BTS1) having a data transmission connection to a mobile services switching centre (MSC) through a transcoder unit (TRCU, TRCU'), in which system:

the base station (BTS1) comprises means for transmitting and, correspondingly, receiving speech parameters over a radio connection from a mobile station (MS) located within its radio coverage area,

the transcoder unit (TRCU, TRCU') comprises means for decoding the speech parameters it has received from the base station (BTS1) to speech signals to be transmitted to the mobile services switching centre (MSC) and, correspondingly, for encoding the speech signals it has received from the mobile services switching centre (MSC) to speech parameters to be transmitted to the base station (BTS1), and

the base station (BTS1) and the transcoder unit (TRCU') communicate with one another over a circuit-switched data transmission connection (8), on which data transmission connection the speech parameters are transmitted by TRAU frames, **characterized** in that

the data transmission connection between the base station (BTS1) and the transcoder unit (TRCU, TRCU') is partly composed of a packet-switched data transmission connection (4), and that

a converter means (7) is arranged on the data transmission connection between the base station (BTS1) and the transcoder unit (TRCU, TRCU'), the converter means comprising means for converting a packet received from said packet-switched data transmission connection (4) into a TRAU frame to be transmitted over the circuit-switched connection (8), said conversion including at least the addition of synchronization bits to the TRAU frame.



7. A mobile communication system as claimed in claim 6, **characterized** in that said packet-switched connection (4) is an ATM connection, and that said circuit-switched connection is a PCM connection (8).

8. A mobile communication system as claimed in claim 6 or 7,  
5 **characterized** in that the transcoder unit (TRCU) comprises means for transmitting the speech signals to the mobile services switching centre (MSC) from a PCM interface in the form of PCM samples.

9. A transcoder unit (TRCU) comprising a transcoder which includes:

10        decoding means (5) for decoding speech parameters the transcoder unit has received from a first data transmission connection (4) and for forwarding them as speech signals over a second data transmission connection (9), and

15        encoding means (6) for encoding speech signals the transcoder unit has received from the second data transmission connection (9) and forwarding them as speech parameters over the first data transmission connection (4),  
**characterized** in that

20        the first data transmission connection is a packet-switched data transmission connection (4), whereby the transcoder unit (TRCU) is connected to the first data transmission connection (4) through a converter means (7), the converter means (7) comprising means for converting a packet received from the packet-switched data transmission connection (4) into a TRAU frame, said conversion including at least the addition of synchronization bits to the TRAU frame, and for transmitting said TRAU frame to the transcoder (TRAU) of the  
25 transcoder unit (TRCU) over a circuit-switched connection (8).

10. A converter means (3, 7) of a mobile communication system, **characterized** in that it comprises:

30        means for converting a TRAU frame received from a circuit-switched data transmission connection (2) into a packet to be transmitted over a packet-switched data transmission connection (4), the conversion including the removal of bits which are included in the TRAU frame and not needed on the packet-switched connection (4), and

35        means for converting a packet received from said packet-switched data transmission connection (4) into a TRAU frame to be transmitted over the circuit-switched connection (2), said conversion including at least the addition of synchronization bits to the TRAU frame.

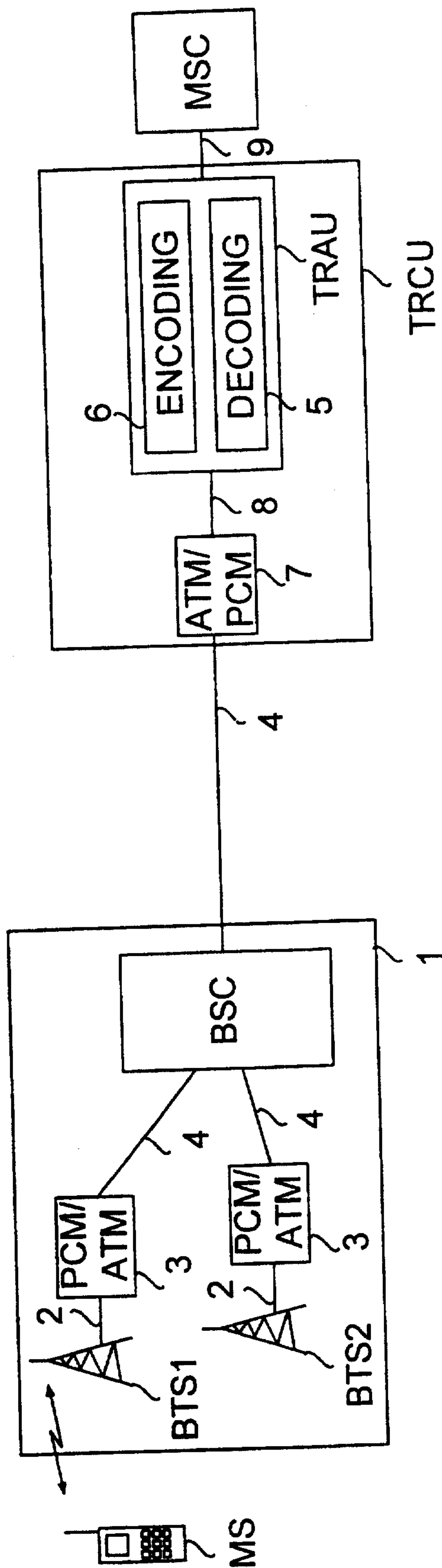


FIG. 1

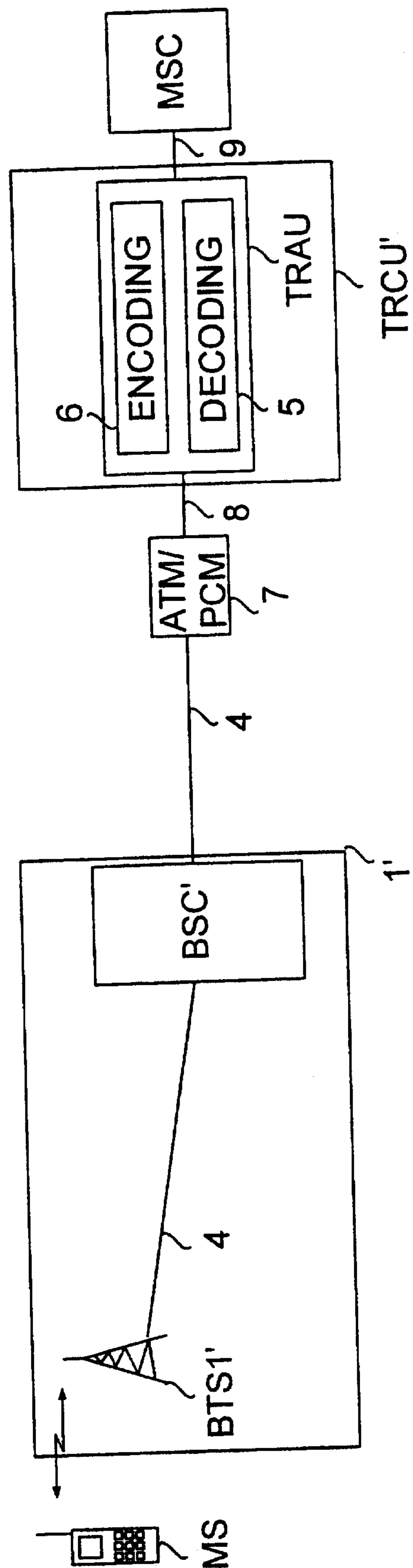


FIG. 6



2/4

## 16 kbit/s TRAU FRAME

OCTET	BIT 1	BIT 2	BIT 3	BIT 4	BIT 5	BIT 6	BIT 7	BIT 8
0	0	0	0	0	0	0	0	0
1	0	0	0	0	0	0	0	0
2	1	C1	C2	C3	C4	C5	C6	C7
3	C8	C9	C10	C11	C12	C13	C14	C15
4	1	D1	D2	D3	D4	D5	D6	D7
5	D8	D9	D10	D11	D12	D13	D14	D15
.	.							
.	.							
.	.							
36	1	D241	D242	D243	D244	D245	D246	D247
37	D248	D249	D250	D251	D252	D253	D254	D255
38	1	D256	D257	D258	D259	D260	C16	C17
39	C18	C19	C20	C21	T1	T2	T3	T4

FIG. 2

OCTET	BIT 1	BIT 2	BIT 3	BIT 4	BIT 5	BIT 6	BIT 7	BIT 8
0	D1	D2	D3	D4	D5	D6	D7	D8
1	D9	D10	D11	D12	D13	D14	D15	D16
.	.							
.	.							
.	.							
31	D249	D250	D251	D252	D253	D254	D255	D256
32	D257	D258	D259	D260	C1	C2	C3	C4
33	C5	C6	C7	C8	C9	C10	C11	C12
34	C13	C14	C15	C17	DS1	S1	S2	S3

FIG. 3

3/4

8 kbit/s TRAU FRAME

OCTET	BIT 1	BIT 2	BIT 3	BIT 4	BIT 5	BIT 6	BIT 7	BIT 8
0	0	0	0	0	0	0	0	0
2	1	C1h	C2h	C3h	C4h	C5h	XC1	XC2
3	0	1	XC3	XC4	XC5	XC6	D1h	D2h
4	1	D3h	D4h	D5h	D6h	D7h	D8h	D9h
5	1	D10h	D11h	D12h	D13h	D14h	D15h	D16h
.	.							
.	.							
.	.							
9	1	CRC2	CRC1	CRC0	D45h	D46h	D47h	D48h
11	1	D49h	D50h	D51h	D52h	D53h	D54h	D55h
.	.							
.	.							
.	.							
18	1	D105h	D106h	D107h	D108h	D109h	D110h	D111h
19	1	D112h	C6h	C7h	C8h	C9h	T1	T2

FIG. 4

OCTET	BIT 1	BIT 2	BIT 3	BIT 4	BIT 5	BIT 6	BIT 7	BIT 8
0	D1h	D2h	D3h	D4h	D5h	D6h	D7h	D8h
1	D9h	D10h	D11h	D12h	D13h	D14h	D15h	D16h
.	.							
.	.							
.	.							
13	D102h	D103h	D104h	D105h	D106h	D107h	D108h	D109h
14	D110h	D111h	D112h	C1h	C2h	C3h	C4h	C5h
15	XC1	XC2	XC3	XC4	XC5	XC6	TAC	C6h
16	C7h	C8h	C9h	DS1	S1	S2	S3	S4

FIG. 5



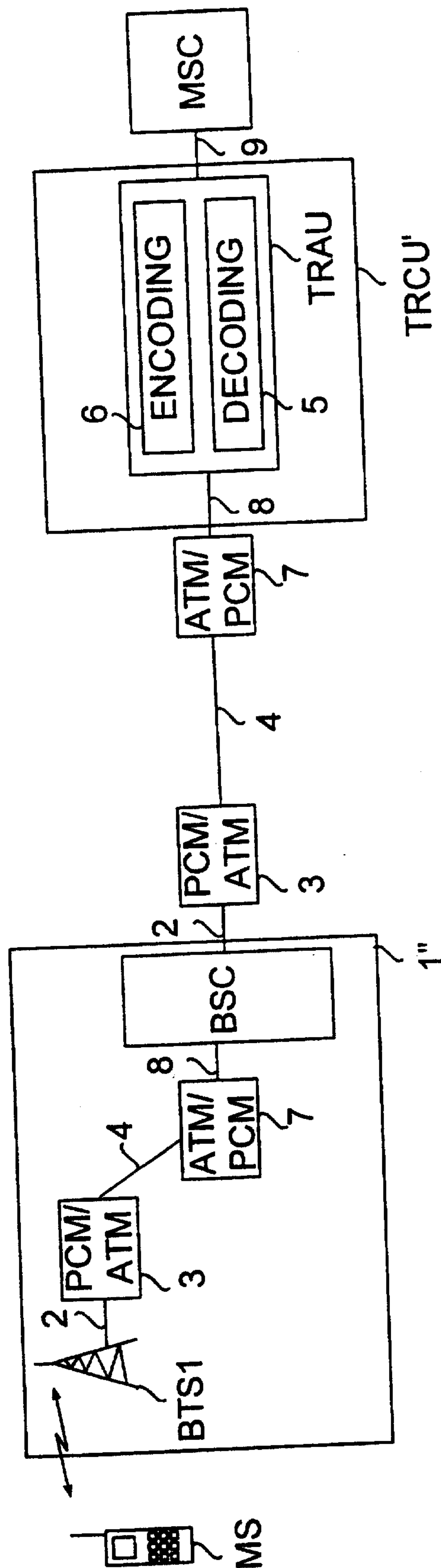


FIG. 7