



US00D743647S

(12) **United States Design Patent**
Heck et al.

(10) **Patent No.:** **US D743,647 S**
(45) **Date of Patent:** **** Nov. 17, 2015**

(54) **ROBOT CLEANER**

(71) Applicant: **Samsung Electronics Co., Ltd.**,
Suwon-si (KR)

(72) Inventors: **Felix Heck**, Munich (DE); **Yu Na Oh**,
Munich (DE); **Ju Suek Lee**, Munich
(DE); **Youna Kim**, Yongin-Si (KR);
Yeon-Young Nam, Goyang-si (KR);
Jaeho Jang, Seoul (KR)

(73) Assignee: **Samsung Electronics Co., Ltd.**,
Suwon-si (KR)

(**) Term: **14 Years**

(21) Appl. No.: **29/484,957**

(22) Filed: **Mar. 14, 2014**

(30) **Foreign Application Priority Data**

Sep. 26, 2013 (KR) 30-2013-0049112

(51) **LOC (10) Cl.** **15-05**

(52) **U.S. Cl.**
USPC **D32/21**

(58) **Field of Classification Search**

USPC D32/19-21, 25, 31-33; D4/102, 127,
D4/128, 133, 136
CPC A47J 37/0713; A47L 9/2842; A47L
2201/00; A47L 5/30; A47L 5/28; A47L
5/362; A47L 9/04; A46B 13/005; A46B
13/001; A61C 17/26; G06N 3/008; B25J
9/1697; G01S 13/931; B62D 58/032; B62D
57/032; E01H 1/053; E01H 1/02

See application file for complete search history.

(56) **References Cited**

U.S. PATENT DOCUMENTS

D184,968 S *	4/1959	Sundberg	D32/21
D186,501 S *	11/1959	Musichuk	D32/21
D195,719 S *	7/1963	Musichuk	D32/21
D196,831 S *	11/1963	Musichuk	D32/21
D625,059 S *	10/2010	Morenstein et al.	D32/21
D625,060 S *	10/2010	Morenstein et al.	D32/21
D625,477 S *	10/2010	Morenstein et al.	D32/21
D691,337 S *	10/2013	Kim et al.	D32/21
D704,400 S *	5/2014	Shin et al.	D32/21
D709,255 S *	7/2014	Wang et al.	D32/21
D720,510 S *	12/2014	Shin et al.	D32/21
D720,511 S *	12/2014	Shin et al.	D32/21
2013/0291319 A1 *	11/2013	Ko	15/3
2014/0366292 A1 *	12/2014	Jung et al.	15/98
2014/0373302 A1 *	12/2014	Hsu	15/300.1

* cited by examiner

Primary Examiner — Ruth McInroy

(74) *Attorney, Agent, or Firm* — NSIP Law

(57) **CLAIM**

The ornamental design for a robot cleaner, as shown and described.

DESCRIPTION

FIG. 1 is a front perspective view of a robot cleaner showing our new design;
FIG. 2 is a front view thereof;
FIG. 3 is a rear view thereof;
FIG. 4 is a left-side view thereof;
FIG. 5 is a right-side view thereof;
FIG. 6 is a top view thereof;
FIG. 7 is an exploded right-side view, in which a robot cleaner is provided in an open position to illustrate an example environment; and,
FIG. 8 is a right-side view in an alternate position.
The broken lines are for environmental purposes only and form no part of the claimed design.

1 Claim, 8 Drawing Sheets

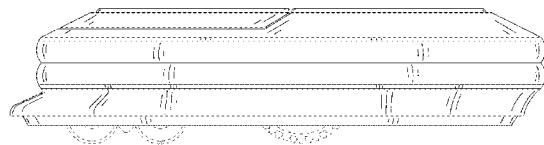
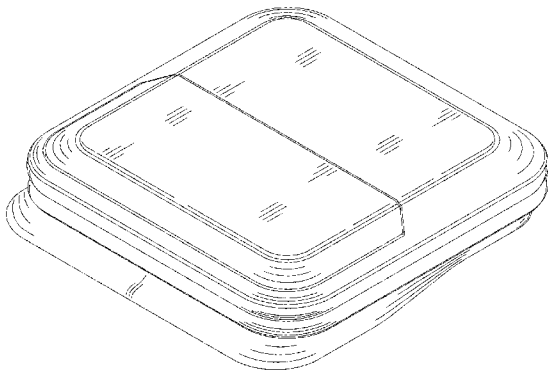


FIG. 1

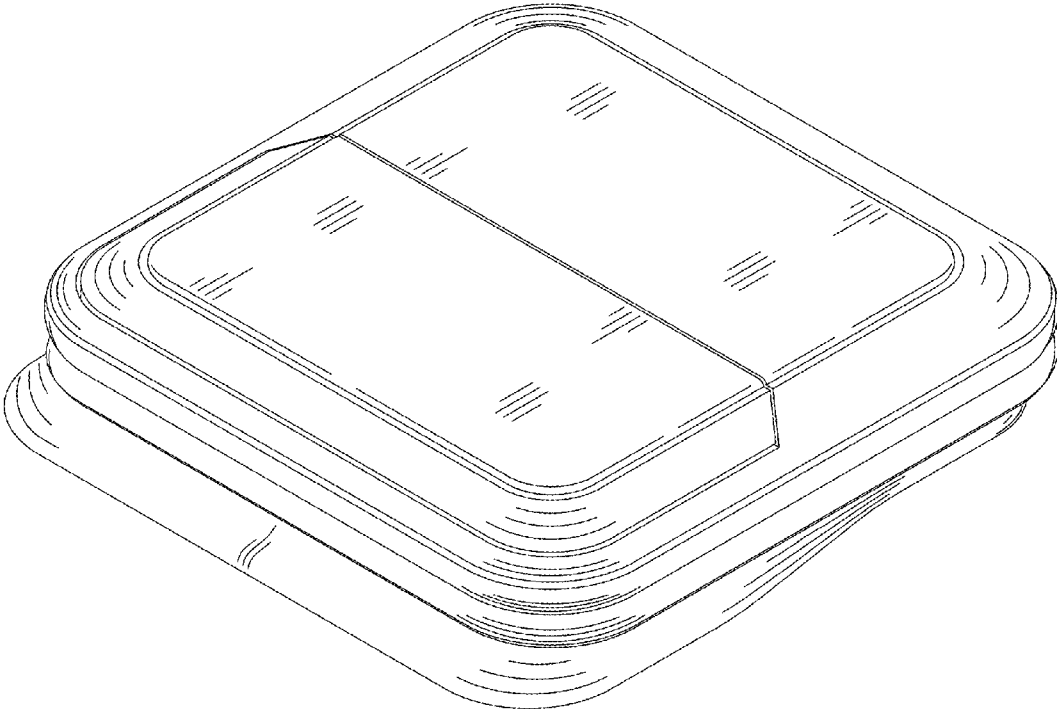


FIG. 2

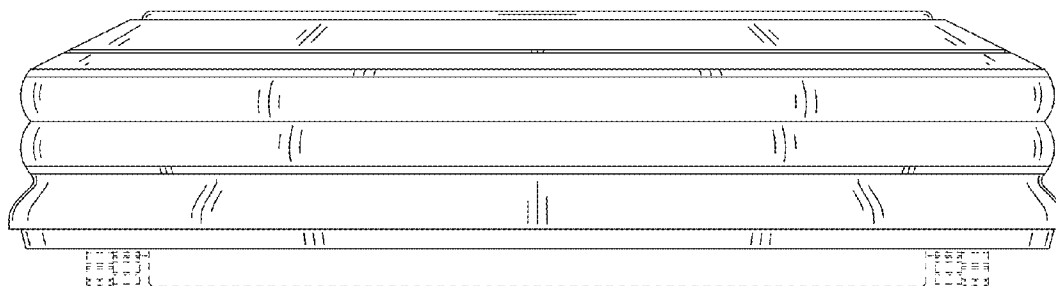


FIG. 3

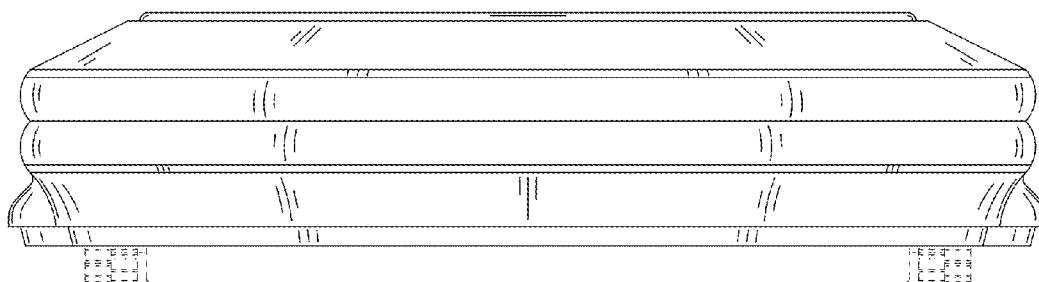


FIG. 4

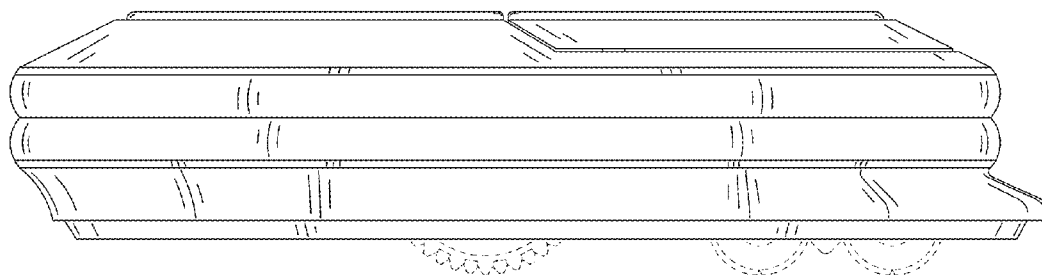


FIG. 5

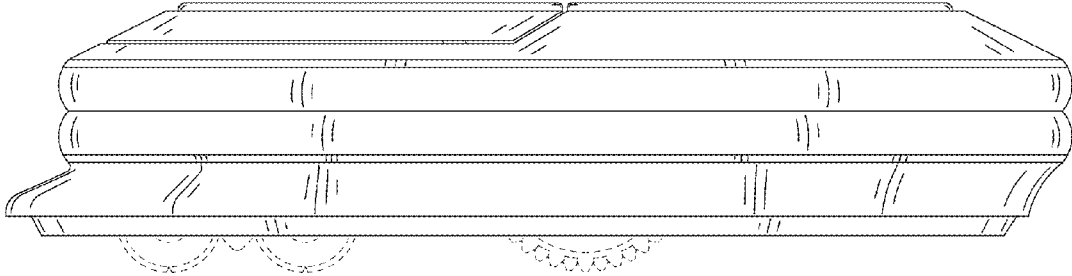


FIG. 6

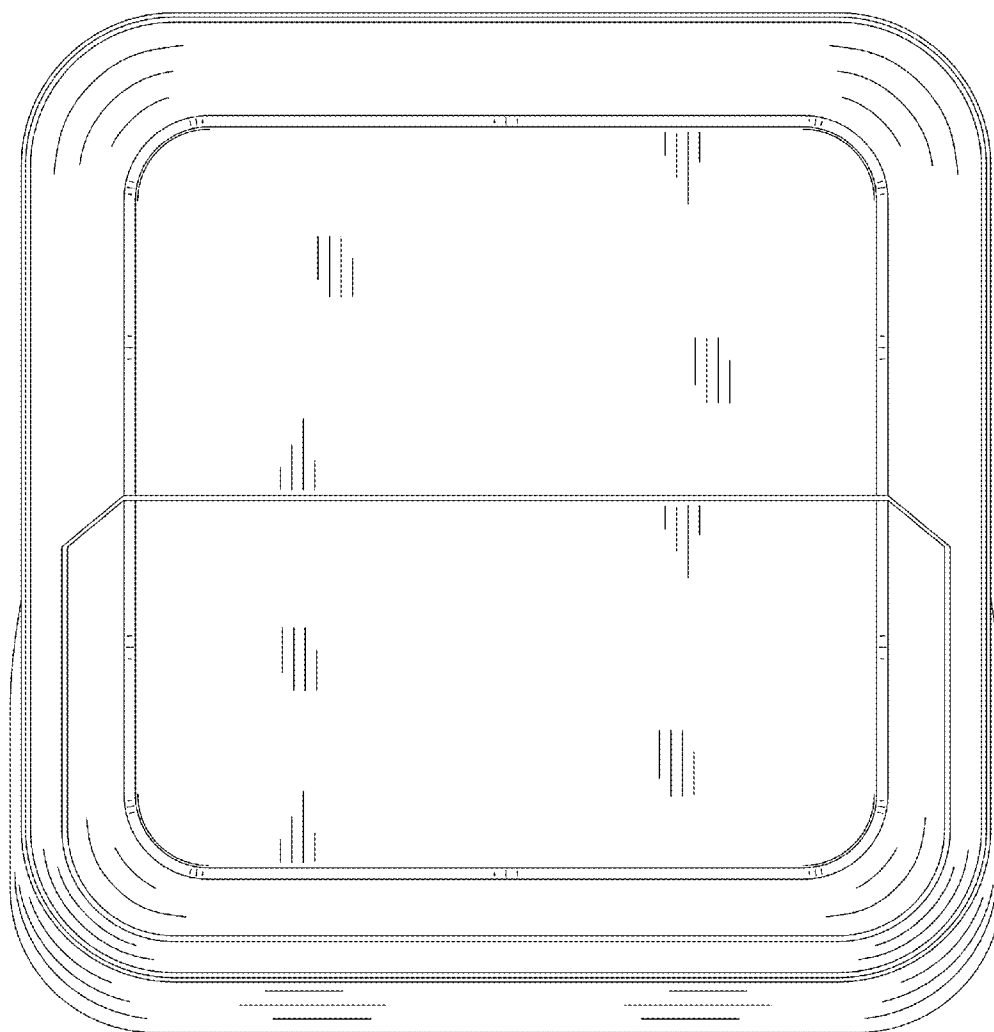


FIG. 7

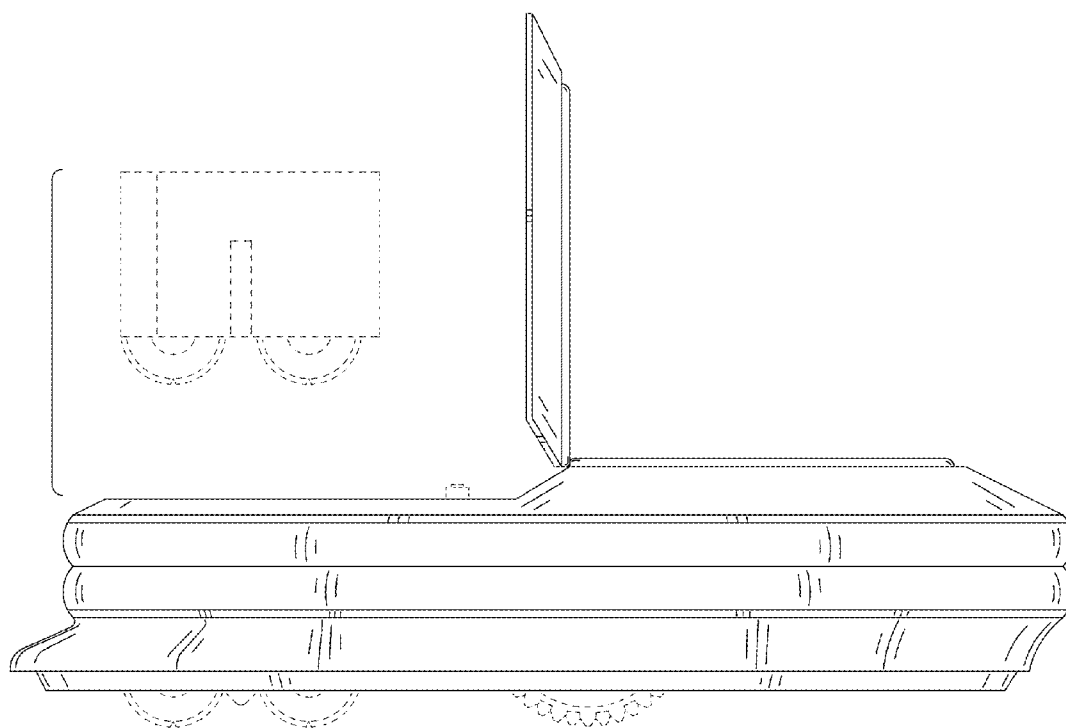


FIG. 8

