

(19) World Intellectual Property Organization  
International Bureau



(43) International Publication Date  
29 March 2007 (29.03.2007)

PCT

(10) International Publication Number  
**WO 2007/035752 A2**

(51) International Patent Classification:

C12N 15/82 (2006.01)

(21) International Application Number:

PCT/US2006/036515

(22) International Filing Date:

19 September 2006 (19.09.2006)

(25) Filing Language:

English

(26) Publication Language:

English

(30) Priority Data:

60/718,335 20 September 2005 (20.09.2005) US

60/833,788 28 July 2006 (28.07.2006) US

(71) Applicant (for all designated States except US): **J.R.**

**SIMPLOT COMPANY** [US/US]; Simplot Plant Sciences, 5369 W. Irving Street, Boise, ID 83706 (US).

(72) Inventor; and

(75) Inventor/Applicant (for US only): **ROMMENS, Caius** [NL/US]; c/o J.R. Simplot Company, 5369 W. Irving Street, Boise, ID 83706 (US).

(74) Agents: **PEET, Richard, C.** et al.; **FOLEY & LARDNER**

LLP, Washington Harbour, 3000 K Street, NW, Suite 500, Washington, DC 20007-5143 (US).

(81) Designated States (unless otherwise indicated, for every

kind of national protection available): AE, AG, AL, AM, AT, AU, AZ, BA, BB, BG, BR, BW, BY, BZ, CA, CH, CN, CO, CR, CU, CZ, DE, DK, DM, DZ, EC, EE, EG, ES, FI, GB, GD, GE, GH, GM, HN, HR, HU, ID, IL, IN, IS, JP, KE, KG, KM, KN, KP, KR, KZ, LA, LC, LK, LR, LS, LT, LU, LV, LY, MA, MD, MG, MK, MN, MW, MX, MY, MZ, NA, NG, NI, NO, NZ, OM, PG, PH, PL, PT, RO, RS, RU, SC, SD, SE, SG, SK, SL, SM, SV, SY, TJ, TM, TN, TR, TT, TZ, UA, UG, US, UZ, VC, VN, ZA, ZM, ZW.

(84) Designated States (unless otherwise indicated, for every

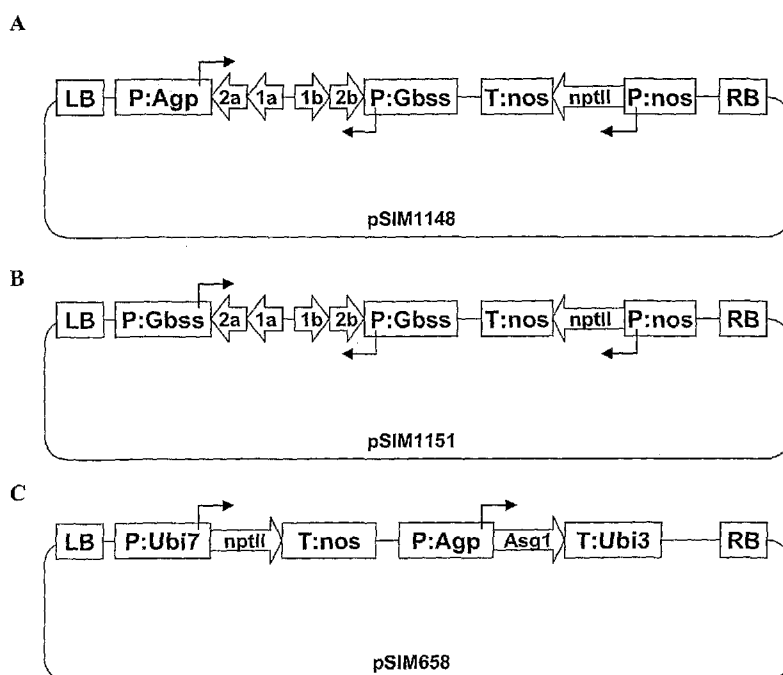
kind of regional protection available): ARIPO (BW, GH, GM, KE, LS, MW, MZ, NA, SD, SL, SZ, TZ, UG, ZM, ZW), Eurasian (AM, AZ, BY, KG, KZ, MD, RU, TJ, TM), European (AT, BE, BG, CH, CY, CZ, DE, DK, EE, ES, FI, FR, GB, GR, HU, IE, IS, IT, LT, LU, LV, MC, NL, PL, PT, RO, SE, SI, SK, TR), OAPI (BF, BJ, CF, CG, CI, CM, GA, GN, GQ, GW, ML, MR, NE, SN, TD, TG).

Published:

— without international search report and to be republished upon receipt of that report

For two-letter codes and other abbreviations, refer to the "Guidance Notes on Codes and Abbreviations" appearing at the beginning of each regular issue of the PCT Gazette.

(54) Title: LOW ACRYLAMIDE FOODS



(57) Abstract: The present invention provides polynucleotide and polypeptide sequences isolated from plants, methods for reducing free asparagine levels in plants, methods for producing heat-processed foods containing reduced levels of acrylamide, and plants and foods obtained by these methods.

WO 2007/035752 A2

## LOW ACRYLAMIDE FOODS

### CROSS-REFERENCE TO PRIORITY APPLICATIONS

[0001] This Non-Provisional U.S. patent application claims priority to U.S. provisional application serial numbers 60/718,335, filed on September 20, 2005, and 60/833,788, filed on July 28, 2006, which are both incorporated herein by reference.

### FIELD OF THE INVENTION

[0002] The present invention relates to genetic methods for down-regulating and up-regulating genes in a plant, for example in the starch-rich storage organs of these plants, to lower the level of acrylamide that accumulates upon processing-associated heating of these organs.

### BACKGROUND

[0003] The heating of foods that contain both free asparagine and reducing sugars results in the production of acrylamide. Acrylamide is an industrial chemical used worldwide to synthesize polyacrylamide. Exposure to this reactive compound results in rapid absorption and even distribution among tissues (Barber et al., *Neurotoxicology* 2001, 22, 341-353). In rodents, the toxicological effects of high concentrations of acrylamide (>2 mg/kg body weight) include neurological symptoms, decreased fertility, and cancer (Friedman, *J. Agric. Food Chem.*, 2003, 51, 4504-4526).

[0004] Occupational exposure to high levels of acrylamide is also known to elevate the incidence of neurotoxicity in humans (LoPachin, *Neurotoxicology*, 2004, 25, 617-630) but there is no documented effect of acrylamide on human reproduction or carcinogenesis. Both acrylamide and its oxidized metabolite glycidamide react with the amino-terminal valine of hemoglobin to form adducts. The extent of adduct formation is a good marker for exposure levels and implies daily intakes approximating 100 µg (Tareke et al., *J. Agric. Food Chem.*, 2002, 50, 4998-5006). Although drinking water, cosmetics, and smoking were initially believed to represent the only main sources for background exposure to acrylamide (Bergmark, *Chem. Res. Toxicol.*, 1997, 10, 78-84), recent analyses indicate that consumption of fried and

baked starchy foods contribute to about 36% of acrylamide intake (Becker and Pearson, Dietary habits and nutrient intake in Sweden 1997-98. *Riksmaten* 1997-98, 1999).

[0005] Dietary acrylamide is largely derived from heat-induced reactions between the amino group of the free amino acids asparagine and the carbonyl group of reducing sugars (Mottram et al., *Nature*, 2002, 419, 448-449; Stadler et al., *Nature*, 2002, 419, 449-450). Fresh potato tubers contain very high levels of asparagine but relatively low concentrations of the reducing sugars glucose and fructose. However, reducing sugars accumulate during cold storage through expression of cold-induced invertases, which catalyze the conversion of sucrose into glucose and fructose.

[0006] Previous attempts to limit the accumulation of acrylamide in starchy foods have not resulted in practical and cost-effective applications. A first method of the prior art is based on modifying processing parameters such as surface-to-volume ratio, temperature, and frying time. Although application of such methods may be partially effective in lowering the accumulation of acrylamide, it alters the sensory characteristics of the final food product by reducing color, modifying shape, and altering taste and texture. Such alterations are undesirable.

[0007] A second method is based on the incubation of partially-processed food products with asparaginase (EC 3.5.1.1) or glurninase (EC 3.4.1.2). prior to heating (see World Patent application 2004/030468 A3 and World Patent application 2004/026042 A1). This method is expensive and only readily applicable to materials such as wheat flour that can easily be mixed with the enzyme.

[0008] A third method adds an asparagine competitor such as glycine to the partially-processed food (World Patent Application 2005/025330 A1 for potato tubers, US Patent Application 2004/0081724 A1 for roasted coffee beans, World Patent Application 2005/004620 A1 for cocoa beans, World Patent Application 2005/004628 A1 for corn-based foods). This method is only partially effective, requires high concentrations of the additive, and is too costly to apply broadly.

[0009] A fourth method adds a reducing sugar-altering enzyme comprising aldose reductase to the food material prior to heating (See US Patent 6989167). This method is not highly effective and too costly to apply broadly.

[0010] A fifth method coats the food with a reagent selected from the group consisting of an amino acid-containing compound, an amino acid salt, an amino acid amide, an amino acid ester, and mixtures thereof, prior to heating (see World Patent application 2005/077203A3). This method is only partially effective and too costly to apply broadly.

[0011] A sixth method is based on the selection of germplasm that contains unusually low levels of both reducing sugars and asparagine. The availability of such germplasm would make it possible to introgress the 'low sugar' and 'low asparagine' traits into varieties that are acceptable for broad use in the food industry. However, no low asparagine crop plants have yet been identified. Even if such germplasm would be discovered in the future, it would take at least 15 to 20 years to introgress the desired traits into commercial varieties.

[0012] A seventh method genetically modifies the crop to reduce the levels of reducing sugars. This method is based on down-regulating the expression of genes involved in starch degradation such as the potato starch-associated R1 and phosphorylase-L genes (see, for instance, US Patent Application 2003/0221213 A1). Although partially effective, processed foods derived from the modified crops still contain about a third of the acrylamide levels that are found in control products.

[0013] Thus, there is an important need for methods to reduce acrylamide levels in processed foods that are obtained from starchy crops. Such methods should be in a cost-effective manner without lowering the sensory characteristics of the food. The present invention provides such methods.

## SUMMARY OF THE INVENTION

[0014] In one embodiment, the invention provides a new strategy for reducing the levels of acrylamide in a processed food that was obtained by heating the starchy tissues of a crop. Uniquely, this strategy employs methods in genetic engineering to reduce the levels of asparagine in the starchy tissues of a crop plant by at least 50%.

[0015] In one embodiment, the levels of asparagine in the starchy tissues of a crop plant are reduced by lowering the level of asparagine biosynthesis and/or increasing the level of asparagine metabolism. Either mechanism may entail down-regulating or

up-regulating genes that are directly or indirectly involved in each asparagine pathway. In one aspect, the gene involved in asparagine metabolism encodes an asparaginase. In one aspect, the gene involved in asparagine biosynthesis encodes an asparagine synthetase.

[0016] In another aspect, genes that are indirectly involved in an asparagine pathway are selected from the group consisting of a glutamine synthetase (GS) gene, a nitrate reductase (NR) gene, a 14-3-3 gene, and a hexokinase (H XK) gene.

[0017] In one aspect, the level of asparagine biosynthesis is lowered by reducing the expression of at least one gene involved in asparagine biosynthesis.

[0018] In one aspect, lowered expression of a gene involved in asparagine biosynthesis is accomplished by introducing into a plant an expression cassette comprising, from 5' to 3', (i) a promoter, (ii) at least one copy of a sequence comprising at least a fragment of at least one gene involved in asparagine metabolism, and optionally, (iii) either a second promoter or a terminator, whereby the first and optional second promoter are positioned in the convergent orientation.

[0019] In one aspect, the expression cassette that is used to lower expression of a gene involved in asparagine biosynthesis contains two copies of a sequence comprising at least a fragment of the gene involved in asparagine metabolism.

[0020] In one aspect, the two copies are positioned as (i) inverted repeat, or (ii) direct repeat.

[0021] In one aspect, the gene involved in asparagine biosynthesis is isolated from potato, a wild potato such as *Solanum phureja*, sweet potato, yam, coffee tree, cocoa tree, wheat, maize, oats, sorghum, or barley, and encodes an asparagine synthetase.

[0022] In one aspect the asparagine synthetase gene comprises a sequence that shares at least 70% identity with at least a fragment of the sequence shown in SEQ ID.: 1.

[0023] In another aspect the asparagine synthetase gene comprises a sequence that shares at least 70% identity with at least a fragment of the sequence shown in SEQ ID.: 2.

[0024] In one aspect, overexpression of a gene involved in asparagine metabolism is accomplished by introducing into a plant an expression cassette comprising, from 5' to 3', a first promoter, a gene involved in asparagine biosynthesis, and a terminator.

[0025] In one aspect, the gene involved in asparagine metabolism is isolated from potato, a wild potato such as *Solanum phureja*, sweet potato, yam, coffee tree, cocoa tree, wheat, maize, oats, sorghum, or barley, and encodes an asparaginase.

[0026] In one aspect the asparaginase gene comprises a sequence that shares at least 70% identity with the sequence shown in SEQ ID.: 9, 10, 14, 15, 31, 32, or 33.

[0027] In another aspect the asparaginase gene comprises a sequence that shares at least 70% identity with the sequence shown in SEQ ID.: 14.

[0028] In another aspect, the gene involved in asparagine biosynthesis is a glutamine synthetase or hexokinase gene.

[0029] In one aspect, the promoter is a promoter of (i) a potato granule bound starch synthase gene, (ii) a potato ADP glucose pyrophosphorylase gene, (iii) a potato ubiquitin-7 gene, (iv) a potato patatin gene, (v) a potato flavonoid mono-oxygenase gene.

[0030] In one aspect, the promoter of a potato granule bound starch synthase gene shares at least 70% identity with at least part of SEQ ID NO.: 8, the promoter of a potato ADP glucose pyrophosphorylase gene shares at least 70% identity with at least part of SEQ ID NO.: 7, the promoter of a potato ubiquitin-7 gene shares at least 70% identity with at least part of SEQ ID NO.: 21, the promoter of a potato patatin gene shares at least 70% identity with at least part of SEQ ID NO.: 22, and a promoter of a potato flavonoid mono-oxygenase gene shares at least 70% identity with at least part of SEQ ID NO.: 13.

[0031] In another aspect the promoter is the promoter of a gene that is expressed in a tuber, root, or seed of a starchy crop destined for food processing.

[0032] In another embodiment, the invention provides a method for reducing the levels of acrylamide in a food that was obtained by heating the tissues of a crop by simultaneously reducing the levels of both asparagine and reducing-sugars in the tissues. In one embodiment, the tissue is a starchy tissue of the crop or plant.

[0033] In one aspect, the simultaneous reduction in levels of asparagine and reducing-sugars is obtained by (i) either downregulating the expression of a gene involved in asparagine biosynthesis or overexpressing a gene involved in asparagine metabolism, and (ii) downregulating the expression of at least one gene involved starch degradation.

[0034] In one aspect, the expression of a gene in starch degradation is downregulated by introducing into a plant an expression cassette comprising, from 5' to 3', (i) a promoter, (ii) at least one copy of a sequence comprising at least a fragment of a gene involved in starch degradation, and optionally, (iii) either a second promoter or a terminator, whereby the first and optional second promoter are positioned in the convergent orientation.

[0035] In one aspect, a gene involved in starch degradation is selected from the group consisting of (i) a starch-associated *RI* gene, and (ii) a starch-associated phosphorylase-L gene.

[0036] In another embodiment, the invention provides a method for simultaneously reducing the levels of acrylamide in a food that was obtained by heating the tissues of a crop and increasing the sensory characteristics of this food by simultaneously reducing the levels of asparagine and reducing-sugars in the tissues. In one embodiment, the tissue is a starchy tissue of the crop or plant.

[0037] In one aspect, simultaneous reduction is accomplished by employing a 'multigene-targeting' construct comprising a first expression cassette comprising either (i) an asparaginase gene operably linked to a promoter or (ii) at least one copy of a fragment of an asparagine synthetase gene operably linked to a promoter and a second expression cassette comprising at least one copy of a DNA segment comprising both a fragment of the *RI* gene and a fragment of the phosphorylase gene operably linked to a promoter, whereby the first and second expression cassette can be the same expression cassette.

[0038] In one embodiment, a plant comprises at least one cell stably transformed with the 'multigene-targeting' construct. In a further embodiment, the plant is tuber-bearing. In another embodiment, the tuber-bearing plant is a potato plant. In another embodiment, the tuber-bearing plant contains the cassette stably integrated into its genome..

[0039] In another aspect, the invention provides a processed product from a transgenic tuber, wherein (a) at least one cell of the transgenic tuber comprises the 'multigene-targeting' construct, and (b) the product has a lower concentration of acrylamide than an equivalent product from a non-transgenic tuber of the same plant variety.

[0040] In another aspect, the invention provides a product from a transgenic tuber, wherein (a) at least one cell of the transgenic tuber comprises the 'multigene-targeting' construct, (b) the product has a lower concentration of acrylamide than an equivalent product from a non-transgenic tuber of the same species, and (c) the product further exhibits a lower rate of non-enzymatic browning compared to the equivalent product from the non-transgenic tuber of the same species.

[0041] In another aspect, the invention provides a product from a transgenic tuber, wherein (a) at least one cell of the transgenic tuber comprises the 'multigene-targeting' construct, (b) the product has a lower concentration of acrylamide than an equivalent product from a non-transgenic tuber of the same species, and (c) the product further exhibits a lower rate of non-enzymatic browning compared to the equivalent product from the non-transgenic tuber of the same species, and (d) the product further displays an enhanced sensory profile compared to the equivalent product from the non-transgenic tuber of the same species. In one embodiment, the edible plant product has improved sensory characteristics compared to an equivalent product from a plant that has not been modified according to the present inventive methods. In one embodiment, the edible plant product has at least one improved sensory characteristic selected from the group consisting of appearance, flavor, aroma, and texture.

[0042] In one embodiment, the transgenic tuber is a potato. In a further embodiment, the product is a French fry. In another further embodiment, the product is a chip.

[0043] In another embodiment, the transgenic tuber is a potato and the product of the transgenic tuber when stored between 4°C and 12°C for about one to thirty weeks contains a glucose level that is less than 50% of the glucose level of a non-transgenic tuber of the same species stored under the same storage conditions as the transgenic tuber.



[0044] In one embodiment, the plant is selected from the group consisting of potato, corn, coffee, cocoa, and wheat.

[0045] In another embodiment, the plant is transformed with a bacterium strain selected from the group consisting of *Agrobacterium tumefaciens*, *Rhizobium trifolii*, *Rhizobium leguminosarum*, *Phyllobacterium myrsinacearum*, *SinoRhizobium meliloti*, and *MesoRhizobium loti*.

[0046] In one aspect, the invention provides an isolated polynucleotide sequence comprising a nucleic acid sequence that codes for a polypeptide that is capable of reducing asparagine levels in a plant and, consequently, reducing acrylamide levels in the processed product of this plant.

[0047] In one embodiment, the nucleic acid sequence shares at least 70% identity with a sequence that is selected from the group consisting of SEQ ID NO: 9, 10, 14, 15, 31, 32, and 33, or a variant or fragment thereof and said nucleic acid encodes a polypeptide having asparaginase activity.

[0048] In a further embodiment, the variant has a sequence identity that is greater than or equal to 99%, 98%, 97%, 96%, 95%, 94%, 93%, 92%, 91%, 90%, 89%, 88%, 87%, 86%, 85%, 84%, 83%, 82%, 81%, 80%, 79%, 78%, 77%, 76%, 75%, 74%, 73%, 72%, 71%, 70%, 69%, 68%, 67%, 66%, 65%, 64%, 63%, 62%, 61%, or 60% in sequence to any one of SEQ ID NOs: 9, 10, 14, 15, 31, 32, and 33.

[0049] In another aspect, there is provided an isolated polynucleotide sequence comprising a nucleic acid sequence encoding an asparaginase that is capable of reducing asparagine levels in a plant and, consequently, reducing acrylamide levels in the processed product of this plant.

[0050] In another aspect, the invention provides a transgenic plant having reduced asparaginase expression levels, which can be used to produce a processed food containing a reduced acrylamide content.

[0051] In another aspect, the invention provides a food having reduced acrylamide content that was obtained through processing a transgenic tuber having reduced asparagine content.

[0052] Based on U.S. Food and Drug Administration data ([www.cfsan.fda.gov/~dms/acrydata.html](http://www.cfsan.fda.gov/~dms/acrydata.html)), a typical French fry produced at a

restaurant of a large fast food chain contains more than 100 parts-per-billion (ppb) acrylamide. The average amount of acrylamide in such a typical French fry is 404 ppb, and the average daily intake levels of acrylamide through consumption of French fries is 0.07 microgram/kilogram of bodyweight/day. Consequently, French fries represent 16% of the total dietary intake of acrylamide. The average amount of acrylamide in oven-baked French fries and potato chips produced by a commercial processor are 698 ppb and 597 ppb, respectively. Thus, potato-derived processed foods including French fries, over-baked fries, and potato chips represent 38% of the total dietary intake for acrylamide.

[0053] According to the present invention, the level of acrylamide that is present in a French fry, baked fry, or chip that is obtained from a tuber produced by a transgenic plant of a specific variety of the present invention is lower than the level of acrylamide in a French fry, baked fry, or chip that is obtained from a non-transgenic plant of the same variety by greater than 2-fold, 3-fold, 4-fold, 5-fold, 6-fold, 7-fold, 8-fold, 9-fold, 10-fold, 11-fold, 12-fold, 13-fold, 14-fold, 15-fold, 16-fold, 17-fold, 18-fold, 19-fold, 20-fold, or more than 20-fold.

[0054] In terms of parts per billion, a French fry produced from a tuber of the present invention may have between 1-20 ppb, 20-40 ppb, 40-60 ppb, 60-80 ppb, or 80-100 ppb acrylamide.

[0055] In terms of parts per billion, an oven-baked fry, potato chip, or hash brown produced from a tuber of the present invention may have between 1-20 ppb, 20-40 ppb, 40-60 ppb, 60-80 ppb, 80-100 ppb, 100-120 ppb, 120-140 ppb, 140-160 ppb, 160-180 ppb, or 180-200 ppb acrylamide..

[0056] The present invention is not limited to reducing the level of acrylamide in Fry and chip products of tubers. Other foodstuffs may be manipulated according to the present invention to reduce acrylamide levels.

[0057] The levels of acrylamide in breakfast cereals can be reduced from about 50-250 ppb to levels below 40 ppb, preferably to levels below 20 ppb.

[0058] The levels of acrylamide in crackers such as Dare Breton Thin Wheat Crackers and Wasa Original Crispbread Fiber Rye can be reduced from about 300-500 ppb to levels below 100 ppb, preferably to levels below 50 ppb.

[0059] The levels of acrylamide in chocolate such as Ghirardelli Unsweetened Cocoa or Hershey's Cocoa can be reduced from about 300-900 ppb to levels below 200 ppb, preferably to levels below 50 ppb.

[0060] The levels of acrylamide in cookies can be reduced from about 50-200 ppb to levels below 40 ppb, preferably to levels below 20 ppb.

[0061] The levels of acrylamide in ground coffee can be reduced from about 175-350 ppb to levels below 60 ppb, preferably to levels below 30 ppb.

[0062] The levels of acrylamide in wheat bread can be reduced from about 50-150 ppb to levels below 30 ppb, preferably to levels below 15 ppb.

[0063] It should be understood that many factors influence the levels of acrylamide in a final food product. Such factors include crop, variety, growing conditions, storage conditions of the harvested seed or tuber, and processing variables such as heating temperature, heating time, type of oil used for frying, and exposed surface.

[0064] Application of the methods described in the present invention will lower acrylamide levels by at least about 5%, at least about 10%, at least about 15%, at least about 20%, at least about 25%, at least about 30%, at least about 35%, at least about 40%, at least about 45%, 50%, by at least about 60%, by at least about 70%, by at least about 80%, by at least about 90% or by more than about 90%.

## BRIEF DESCRIPTION OF THE DRAWINGS

[0065] **Figure 1:** Diagram of (A) pSIM1148, (B) pSIM1151, and (C) pSIM658. LB = left T-DNA border, P:Agp = potato Agp promoter, 2a = antisense copy of an ast2 gene fragment, 1a= antisense copy of an ast1 gene fragment, 1b= sense copy of an ast1 gene fragment, 2b= sense copy of an ast2 gene fragment, P:Gbss = potato Gbss promoter, T:nos = terminator of the Agrobacterium nopaline synthase gene, P:nos = promoter of the Agrobacterium nopaline synthase gene, RB = right T-DNA border, P:Ubi7 = promoter of the potato Ubiquitin-7 gene.

[0066] **Figure 2:** Russet Boise construct. PF= promoter fragment, GF = gene fragment.

**DETAILED DESCRIPTION OF THE PREFERRED EMBODIMENTS**

[0067] The present invention provides polynucleotide sequences and methods for reducing acrylamide levels.

[0068] The present invention uses terms and phrases that are well known to those practicing the art. Unless defined otherwise, all technical and scientific terms used herein have the same meaning as commonly understood by one of ordinary skill in the art to which this invention belongs. Generally, the nomenclature used herein and the laboratory procedures in cell culture, molecular genetics, and nucleic acid chemistry and hybridization described herein are those well known and commonly employed in the art. Standard techniques are used for recombinant nucleic acid methods, polynucleotide synthesis, microbial culture, cell culture, tissue culture, transformation, transfection, transduction, analytical chemistry, organic synthetic chemistry, chemical syntheses, chemical analysis, and pharmaceutical formulation and delivery. Generally, enzymatic reactions and purification and/or isolation steps are performed according to the manufacturers' specifications. The techniques and procedures are generally performed according to conventional methodology (Molecular Cloning, A Laboratory Manual, 3rd. edition, edited by Sambrook & Russel Cold Spring Harbor Laboratory Press, Cold Spring Harbor, NY, 2001).

[0069] **Acrylamide:** Acrylamide as a monomer is considered toxic, directly affecting the nervous system. It may be considered a carcinogen. Acrylamide is readily absorbed through intact skin from aqueous solutions. Molecular formula is  $C_3H_5NO$ ; structure:  $CH_2=CH-CO-NH_2$ .

[0070] **Agrobacterium or bacterial transformation:** as is well known in the field, Agrobacteria that are used for transforming plant cells are disarmed and virulent derivatives of, usually, *Agrobacterium tumefaciens* or *Agrobacterium rhizogenes*. Upon infection of plants, explants, cells, or protoplasts, the *Agrobacterium* transfers a DNA segment from a plasmid vector to the plant cell nucleus. The vector typically contains a desired polynucleotide that is located between the borders of a T-DNA or P-DNA. However, any bacteria capable of transforming a plant cell may be used, such as, *Rhizobium trifolii*, *Rhizobium leguminosarum*, *Phyllobacterium myrsinacearum*, *SinoRhizobium meliloti*, and *MesoRhizobium loti*.

[0071] **Angiosperm:** vascular plants having seeds enclosed in an ovary.

Angiosperms are seed plants that produce flowers that bear fruits. Angiosperms are divided into dicotyledonous and monocotyledonous plant.

[0072] **Asparagine biosynthesis:** enzymatically-catalyzed reactions that occur in a plant to produce asparagine

[0073] **Asparagine metabolism:** enzymatically-catalyzed reactions that occur in a plant to convert asparagine into other compounds

[0074] **Asparaginase:** Asparaginase, which is found in various plant, animal and bacterial cells, is an enzyme involved in asparagine metabolism. It catalyses the deamination of asparagine to yield aspartic acid and an ammonium ion, resulting in a depletion of free circulatory asparagine.

[0075] **Asparagine synthetase:** This enzyme is involved in asparagine biosynthesis, and catalyzes the synthesis of asparagine from aspartate.

[0076] **Antibiotic Resistance:** ability of a cell to survive in the presence of an antibiotic. Antibiotic resistance, as used herein, results from the expression of an antibiotic resistance gene in a host cell. A cell may have resistance to any antibiotic. Examples of commonly used antibiotics include kanamycin and hygromycin.

[0077] **Dicotyledonous plant (dicot):** a flowering plant whose embryos have two seed halves or cotyledons, branching leaf veins, and flower parts in multiples of four or five. Examples of dicots include but are not limited to, potato, sugar beet, broccoli, cassava, sweet potato, pepper, poinsettia, bean, alfalfa, soybean, and avocado.

[0078] **Endogenous:** nucleic acid, gene, polynucleotide, DNA, RNA, mRNA, or cDNA molecule that is isolated either from the genome of a plant or plant species that is to be transformed or is isolated from a plant or species that is sexually compatible or interfertile with the plant species that is to be transformed, is "native" to, i.e., indigenous to, the plant species.

[0079] **Expression cassette:** polynucleotide comprising, from 5' to 3', (a) a first promoter, (b) a sequence comprising (i) at least one copy of a gene or gene fragment, or (ii) at least one copy of a fragment of the promoter of a gene, and (c) either a terminator or a second promoter that is positioned in the opposite orientation as the first promoter.

[0080] **Foreign:** "foreign," with respect to a nucleic acid, means that that nucleic acid is derived from non-plant organisms, or derived from a plant that is not the same species as the plant to be transformed or is not derived from a plant that is not interfertile with the plant to be transformed, does not belong to the species of the target plant. According to the present invention, foreign DNA or RNA represents nucleic acids that are naturally occurring in the genetic makeup of fungi, bacteria, viruses, mammals, fish or birds, but are not naturally occurring in the plant that is to be transformed. Thus, a foreign nucleic acid is one that encodes, for instance, a polypeptide that is not naturally produced by the transformed plant. A foreign nucleic acid does not have to encode a protein product.

[0081] **Gene:** A gene is a segment of a DNA molecule that contains all the information required for synthesis of a product, polypeptide chain or RNA molecule that includes both coding and non-coding sequences. A gene can also represent multiple sequences, each of which may be expressed independently, and may encode slightly different proteins that display the same functional activity. For instance, the asparagine synthetase 1 and 2 genes can, together, be referred to as a gene.

[0082] **Genetic element:** a "genetic element" is any discrete nucleotide sequence such as, but not limited to, a promoter, gene, terminator, intron, enhancer, spacer, 5'-untranslated region, 3'-untranslated region, or recombinase recognition site.

[0083] **Genetic modification:** stable introduction of DNA into the genome of certain organisms by applying methods in molecular and cell biology.

[0084] **Gymnosperm:** as used herein, refers to a seed plant that bears seed without ovaries. Examples of gymnosperms include conifers, cycads, ginkgos, and ephedras.

[0085] **Introduction:** as used herein, refers to the insertion of a nucleic acid sequence into a cell, by methods including infection, transfection, transformation or transduction.

[0086] **Monocotyledonous plant (monocot):** a flowering plant having embryos with one cotyledon or seed leaf, parallel leaf veins, and flower parts in multiples of three. Examples of monocots include, but are not limited to maize, rice, oat, wheat, barley, and sorghum.

[0087] **Native:** nucleic acid, gene, polynucleotide, DNA, RNA, mRNA, or cDNA molecule that is isolated either from the genome of a plant or plant species that is to

be transformed or is isolated from a plant or species that is sexually compatible or interfertile with the plant species that is to be transformed, is “native” to, i.e., indigenous to, the plant species.

**[0088] Native DNA:** any nucleic acid, gene, polynucleotide, DNA, RNA, mRNA, or cDNA molecule that is isolated either from the genome of a plant or plant species that is to be transformed or is isolated from a plant or species that is sexually compatible or interfertile with the plant species that is to be transformed, is “native” to, i.e., indigenous to, the plant species. In other words, a native genetic element represents all genetic material that is accessible to plant breeders for the improvement of plants through classical plant breeding. Any variants of a native nucleic acid also are considered “native” in accordance with the present invention. For instance, a native DNA may comprise a point mutation since such point mutations occur naturally. It is also possible to link two different native DNAs by employing restriction sites because such sites are ubiquitous in plant genomes.

**[0089] Native Nucleic Acid Construct:** a polynucleotide comprising at least one native DNA.

**[0090] Operably linked:** combining two or more molecules in such a fashion that in combination they function properly in a plant cell. For instance, a promoter is operably linked to a structural gene when the promoter controls transcription of the structural gene.

**[0091] Overexpression:** expression of a gene to levels that are higher than those in plants that are not transgenic.

**[0092] P-DNA:** a plant-derived transfer-DNA (“P-DNA”) border sequence of the present invention is not identical in nucleotide sequence to any known bacterium-derived T-DNA border sequence, but it functions for essentially the same purpose. That is, the P-DNA can be used to transfer and integrate one polynucleotide into another. A P-DNA can be inserted into a tumor-inducing plasmid, such as a Ti-plasmid from *Agrobacterium* in place of a conventional T-DNA, and maintained in a bacterium strain, just like conventional transformation plasmids. The P-DNA can be manipulated so as to contain a desired polynucleotide, which is destined for integration into a plant genome via bacteria-mediated plant transformation. See

Rommens et al. in WO2003/069980, US-2003-0221213, US-2004-0107455, and WO2005/004585, which are all incorporated herein by reference.

**[0093] Phenotype:** phenotype is a distinguishing feature or characteristic of a plant, which may be altered according to the present invention by integrating one or more “desired polynucleotides” and/or screenable/selectable markers into the genome of at least one plant cell of a transformed plant. The “desired polynucleotide(s)” and/or markers may confer a change in the phenotype of a transformed plant, by modifying any one of a number of genetic, molecular, biochemical, physiological, morphological, or agronomic characteristics or properties of the transformed plant cell or plant as a whole. Thus, expression of one or more, stably integrated desired polynucleotide(s) in a plant genome that yields the phenotype of reduced acrylamide concentrations in plant tissues.

**[0094] Plant tissue:** a “plant” is any of various photosynthetic, eukaryotic, multicellular organisms of the kingdom Plantae characteristically producing embryos, containing chloroplasts, and having cellulose cell walls. A part of a plant, i.e., a “plant tissue” may be treated according to the methods of the present invention to produce a transgenic plant. Many suitable plant tissues can be transformed according to the present invention and include, but are not limited to, somatic embryos, pollen, leaves, stems, calli, stolons, microtubers, and shoots. Thus, the present invention envisions the transformation of angiosperm and gymnosperm plants such as wheat, maize, rice, barley, oat, sugar beet, potato, tomato, alfalfa, cassava, sweet potato, and soybean. According to the present invention “plant tissue” also encompasses plant cells. Plant cells include suspension cultures, callus, embryos, meristematic regions, callus tissue, leaves, roots, shoots, gametophytes, sporophytes, pollen, seeds and microspores. Plant tissues may be at various stages of maturity and may be grown in liquid or solid culture, or in soil or suitable media in pots, greenhouses or fields. A plant tissue also refers to any clone of such a plant, seed, progeny, propagule whether generated sexually or asexually, and descendents of any of these, such as cuttings or seed. Of particular interest are potato, maize, and wheat.

**[0095] Plant transformation and cell culture:** broadly refers to the process by which plant cells are genetically modified and transferred to an appropriate plant culture medium for maintenance, further growth, and/or further development. Such methods are well known to the skilled artisan.



[0096] **Processing:** the process of producing a food from (1) the seed of, for instance, wheat, corn, coffee plant, or cocoa tree, (2) the tuber of, for instance, potato, or (3) the root of, for instance, sweet potato and yam comprising heating to at least 120°C. Examples of processed foods include bread, breakfast cereal, pies, cakes, toast, biscuits, cookies, pizza, pretzels, tortilla, French fries, oven-baked fries, potato chips, hash browns, roasted coffee, and cocoa.

[0097] **Progeny:** a “progeny” of the present invention, such as the progeny of a transgenic plant, is one that is born of, begotten by, or derived from a plant or the transgenic plant. Thus, a “progeny” plant, i.e., an “F1” generation plant is an offspring or a descendant of the transgenic plant produced by the inventive methods. A progeny of a transgenic plant may contain in at least one, some, or all of its cell genomes, the desired polynucleotide that was integrated into a cell of the parent transgenic plant by the methods described herein. Thus, the desired polynucleotide is “transmitted” or “inherited” by the progeny plant. The desired polynucleotide that is so inherited in the progeny plant may reside within a T-DNA or P-DNA construct, which also is inherited by the progeny plant from its parent. The term “progeny” as used herein, also may be considered to be the offspring or descendants of a group of plants.

[0098] **Promoter:** promoter is intended to mean a nucleic acid, preferably DNA that binds RNA polymerase and/or other transcription regulatory elements. As with any promoter, the promoters of the current invention will facilitate or control the transcription of DNA or RNA to generate an mRNA molecule from a nucleic acid molecule that is operably linked to the promoter. As stated earlier, the RNA generated may code for a protein or polypeptide or may code for an RNA interfering, or antisense molecule.

[0099] A promoter is a nucleic acid sequence that enables a gene with which it is associated to be transcribed. In prokaryotes, a promoter typically consists of two short sequences at -10 and -35 position upstream of the gene, that is, prior to the gene in the direction of transcription. The sequence at the -10 position is called the Pribnow box and usually consists of the six nucleotides TATAAT. The Pribnow box is essential to start transcription in prokaryotes. The other sequence at -35 usually consists of the six nucleotides TTGACA, the presence of which facilitates the rate of transcription.

[0100] Eukaryotic promoters are more diverse and therefore more difficult to characterize, yet there are certain fundamental characteristics. For instance, eukaryotic promoters typically lie upstream of the gene to which they are most immediately associated. Promoters can have regulatory elements located several kilobases away from their transcriptional start site, although certain tertiary structural formations by the transcriptional complex can cause DNA to fold, which brings those regulatory elements closer to the actual site of transcription. Many eukaryotic promoters contain a "TATA box" sequence, typically denoted by the nucleotide sequence, TATAAA. This element binds a TATA binding protein, which aids formation of the RNA polymerase transcriptional complex. The TATA box typically lies within 50 bases of the transcriptional start site.

[0101] Eukaryotic promoters also are characterized by the presence of certain regulatory sequences that bind transcription factors involved in the formation of the transcriptional complex. An example is the E-box denoted by the sequence CACGTG, which binds transcription factors in the basic-helix-loop-helix family. There also are regions that are high in GC nucleotide content.

[0102] Hence, according to the present invention, a partial sequence, or a specific promoter "fragment" of a promoter, say for instance of the asparagine synthetase gene, that may be used in the design of a desired polynucleotide of the present invention may or may not comprise one or more of these elements or none of these elements. In one embodiment, a promoter fragment sequence of the present invention is not functional and does not contain a TATA box.

[0103] Another characteristic of the construct of the present invention is that it promotes convergent transcription of one or more copies of polynucleotide that is or are not directly operably linked to a terminator, via two opposing promoters. Due to the absence of a termination signal, the length of the pool of RNA molecules that is transcribed from the first and second promoters may be of various lengths.

[0104] Occasionally, for instance, the transcriptional machinery may continue to transcribe past the last nucleotide that signifies the "end" of the desired polynucleotide sequence. Accordingly, in this particular arrangement, transcription termination may occur either through the weak and unintended action of downstream sequences that, for instance, promote hairpin formation or through the action of

unintended transcriptional terminators located in plant DNA flanking the transfer DNA integration site.

**[0105]** The desired polynucleotide may be linked in two different orientations to the promoter. In one orientation, e.g., “sense”, at least the 5’-part of the resultant RNA transcript will share sequence identity with at least part of at least one target transcript. In the other orientation designated as “antisense”, at least the 5’-part of the predicted transcript will be identical or homologous to at least part of the inverse complement of at least one target transcript.

**[0106]** A plant promoter is a promoter capable of initiating transcription in plant cells whether or not its origin is a plant cell. Exemplary plant promoters include, but are not limited to, those that are obtained from plants, plant viruses, and bacteria such as *Agrobacterium* or *Rhizobium* which comprise genes expressed in plant cells. Examples of promoters under developmental control include promoters that preferentially initiate transcription in certain tissues, such as xylem, leaves, roots, or seeds. Such promoters are referred to as tissue-preferred promoters. Promoters which initiate transcription only in certain tissues are referred to as tissue-specific promoters. A cell type-specific promoter primarily drives expression in certain cell types in one or more organs, for example, vascular cells in roots or leaves. An inducible or repressible promoter is a promoter which is under environmental control. Examples of environmental conditions that may effect transcription by inducible promoters include anaerobic conditions or the presence of light. Tissue specific, tissue preferred, cell type specific, and inducible promoters constitute the class of non-constitutive promoters. A constitutive promoter is a promoter which is active under most environmental conditions, and in most plant parts.

**[0107]** Polynucleotide is a nucleotide sequence, comprising a gene coding sequence or a fragment thereof, (comprising at least 15 consecutive nucleotides, preferably at least 30 consecutive nucleotides, and more preferably at least 50 consecutive nucleotides), a promoter, an intron, an enhancer region, a polyadenylation site, a translation initiation site, 5' or 3' untranslated regions, a reporter gene, a selectable marker or the like. The polynucleotide may comprise single stranded or double stranded DNA or RNA. The polynucleotide may comprise modified bases or a modified backbone. The polynucleotide may be genomic, an RNA transcript (such as

an mRNA) or a processed nucleotide sequence (such as a cDNA). The polynucleotide may comprise a sequence in either sense or antisense orientations.

**[0108]** An isolated polynucleotide is a polynucleotide sequence that is not in its native state, e.g., the polynucleotide is comprised of a nucleotide sequence not found in nature or the polynucleotide is separated from nucleotide sequences with which it typically is in proximity or is next to nucleotide sequences with which it typically is not in proximity.

**[0109]** Seed: a “seed” may be regarded as a ripened plant ovule containing an embryo, and a propagative part of a plant, as a tuber or spore. Seed may be incubated prior to *Agrobacterium*-mediated transformation, in the dark, for instance, to facilitate germination. Seed also may be sterilized prior to incubation, such as by brief treatment with bleach. The resultant seedling can then be exposed to a desired strain of *Agrobacterium*.

**[0110]** Selectable/screenable marker: a gene that, if expressed in plants or plant tissues, makes it possible to distinguish them from other plants or plant tissues that do not express that gene. Screening procedures may require assays for expression of proteins encoded by the screenable marker gene. Examples of selectable markers include the neomycin phosphotransferase (NptII) gene encoding kanamycin and geneticin resistance, the hygromycin phosphotransferase (HptII) gene encoding resistance to hygromycin, or other similar genes known in the art.

**[0111]** Sensory characteristics: panels of professionally trained individuals can rate food products for sensory characteristics such as appearance, flavor, aroma, and texture. A rating of French fries that are obtained from tubers that are down-regulated in R1 and phosphorylase-L gene expression levels is described in Example 4. French fries from tubers described in Example 5 will also display enhanced sensory characteristics. Thus, the present invention contemplates improving the sensory characteristics of a plant product obtained from a plant that has been modified according to the present invention to manipulate its asparagine biosynthesis and metabolism pathways.

**[0112]** Sequence identity: as used herein, “sequence identity” or “identity” in the context of two nucleic acid or polypeptide sequences includes reference to the residues in the two sequences which are the same when aligned for maximum

correspondence over a specified region. When percentage of sequence identity is used in reference to proteins it is recognized that residue positions which are not identical often differ by conservative amino acid substitutions, where amino acid residues are substituted for other amino acid residues with similar chemical properties (e.g. charge or hydrophobicity) and therefore do not change the functional properties of the molecule. Where sequences differ in conservative substitutions, the percent sequence identity may be adjusted upwards to correct for the conservative nature of the substitution. Sequences which differ by such conservative substitutions are said to have "sequence similarity" or "similarity." Means for making this adjustment are well-known to those of skill in the art. Typically this involves scoring a conservative substitution as a partial rather than a full mismatch, thereby increasing the percentage sequence identity. Thus, for example, where an identical amino acid is given a score of 1 and a non conservative substitution is given a score of zero, a conservative substitution is given a score between zero and 1. The scoring of conservative substitutions is calculated, e.g., according to the algorithm of Meyers and Miller, *Computer Applic. Biol. Sci.*, 4: 11 17 (1988) e.g., as implemented in the program PC/GENE (Intelligenetics, Mountain View, California, USA).

[0113] As used herein, percentage of sequence identity means the value determined by comparing two optimally aligned sequences over a comparison window, wherein the portion of the polynucleotide sequence in the comparison window may comprise additions or deletions (i.e., gaps) as compared to the reference sequence (which does not comprise additions or deletions) for optimal alignment of the two sequences. The percentage is calculated by determining the number of positions at which the identical nucleic acid base or amino acid residue occurs in both sequences to yield the number of matched positions, dividing the number of matched positions by the total number of positions in the window of comparison and multiplying the result by 100 to yield the percentage of sequence identity.

[0114] "Sequence identity" has an art-recognized meaning and can be calculated using published techniques. See COMPUTATIONAL MOLECULAR BIOLOGY, Lesk, ed. (Oxford University Press, 1988), BIOCOMPUTING: INFORMATICS AND GENOME PROJECTS, Smith, ed. (Academic Press, 1993), COMPUTER ANALYSIS OF SEQUENCE DATA, PART I, Griffin & Griffin, eds., (Humana Press, 1994), SEQUENCE ANALYSIS IN MOLECULAR BIOLOGY, Von Heinje

ed., Academic Press (1987), SEQUENCE ANALYSIS PRIMER, Gribskov & Devereux, eds. (Macmillan Stockton Press, 1991), and Carillo & Lipton, SIAM J. Applied Math. 48: 1073 (1988). Methods commonly employed to determine identity or similarity between two sequences include but are not limited to those disclosed in GUIDE TO HUGE COMPUTERS, Bishop, ed., (Academic Press, 1994) and Carillo & Lipton, *supra*. Methods to determine identity and similarity are codified in computer programs. Preferred computer program methods to determine identity and similarity between two sequences include but are not limited to the GCG program package (Devereux et al., Nucleic Acids Research 12: 387 (1984)), BLASTP, BLASTN, FASTA (Atschul et al., J. Mol. Biol. 215: 403 (1990)), and FASTDB (Brutlag et al., Comp. App. Biosci. 6: 237 (1990)).

**[0115] Silencing:** The unidirectional and unperturbed transcription of either genes or gene fragments from promoter to terminator can trigger post-transcriptional silencing of target genes. Initial expression cassettes for post-transcriptional gene silencing in plants comprised a single gene fragment positioned in either the antisense (McCormick et al., United States patent 6617496; Shewmaker et al., United States patent 5107065) or sense (van der Krol et al., Plant Cell 2:291-299, 1990) orientation between regulatory sequences for transcript initiation and termination. In Arabidopsis, recognition of the resulting transcripts by RNA-dependent RNA polymerase leads to the production of double-stranded (ds) RNA. Cleavage of this dsRNA by Dicer-like (Dcl) proteins such as Dcl4 yields 21-nucleotide (nt) small interfering RNAs (siRNAs). These siRNAs complex with proteins including members of the Argonaute (Ago) family to produce RNA-induced silencing complexes (RISCs). The RISCs then target homologous RNAs for endonucleolytic cleavage.

**[0116]** More effective silencing constructs contain both a sense and antisense component, producing RNA molecules that fold back into hairpin structures (Waterhouse et al., Proc Natl Acad Sci U S A 95: 13959-13964, 1998). The high dsRNA levels produced by expression of inverted repeat transgenes were hypothesized to promote the activity of multiple Dcls. Analyses of combinatorial Dcl knockouts in Arabidopsis supported this idea, and also identified Dcl4 as one of the proteins involved in RNA cleavage.

[0117] One component of conventional sense, antisense, and double-strand (ds) RNA-based gene silencing constructs is the transcriptional terminator. WO 2006/036739 shows that this regulatory element becomes obsolete when gene fragments are positioned between two oppositely oriented and functionally active promoters. The resulting convergent transcription triggers gene silencing that is at least as effective as unidirectional 'promoter-to-terminator' transcription. In addition to short variably-sized and non-polyadenylated RNAs, terminator-free cassette produced rare longer transcripts that reach into the flanking promoter. Replacement of gene fragments by promoter-derived sequences further increased the extent of gene silencing.

[0118] In a preferred embodiment of the present invention, the desired polynucleotide comprises a partial sequence of a target gene promoter or a partial sequence that shares sequence identity with a portion of a target gene promoter. Hence, a desired polynucleotide of the present invention contains a specific fragment of a particular target gene promoter of interest.

[0119] The desired polynucleotide may be operably linked to one or more functional promoters. Various constructs contemplated by the present invention include, but are not limited to (1) a construct where the desired polynucleotide comprises one or more promoter fragment sequences and is operably linked at both ends to functional 'driver' promoters. Those two functional promoters are arranged in a convergent orientation so that each strand of the desired polynucleotide is transcribed; (2) a construct where the desired polynucleotide is operably linked to one functional promoter at either its 5'-end or its 3'-end, and the desired polynucleotide is also operably linked at its non-promoter end by a functional terminator sequence; (3) a construct where the desired polynucleotide is operably linked to one functional promoter at either its 5'-end or its 3'-end, but where the desired polynucleotide is not operably linked to a terminator; or (4) a cassette, where the desired polynucleotide comprises one or more promoter fragment sequences but is not operably linked to any functional promoters or terminators.

[0120] Hence, a construct of the present invention may comprise two or more 'driver' promoters which flank one or more desired polynucleotides or which flank copies of a desired polynucleotide, such that both strands of the desired polynucleotide are transcribed. That is, one promoter may be oriented to initiate

transcription of the 5'-end of a desired polynucleotide, while a second promoter may be operably oriented to initiate transcription from the 3'-end of the same desired polynucleotide. The oppositely-oriented promoters may flank multiple copies of the desired polynucleotide. Hence, the "copy number" may vary so that a construct may comprise 2, 3, 4, 5, 6, 7, 8, 9, 10, 15, 20, 30, 40, 50, 60, 70, 80, 90, or 100, or more than 100 copies, or any integer in-between, of a desired polynucleotide, which may be flanked by the 'driver' promoters that are oriented to induce convergent transcription.

[0121] If neither cassette comprises a terminator sequence, then such a construct, by virtue of the convergent transcription arrangement, may produce RNA transcripts that are of different lengths.

[0122] In this situation, therefore, there may exist subpopulations of partially or fully transcribed RNA transcripts that comprise partial or full-length sequences of the transcribed desired polynucleotide from the respective cassette. Alternatively, in the absence of a functional terminator, the transcription machinery may proceed past the end of a desired polynucleotide to produce a transcript that is longer than the length of the desired polynucleotide.

[0123] In a construct that comprises two copies of a desired polynucleotide, therefore, where one of the polynucleotides may or may not be oriented in the inverse complementary direction to the other, and where the polynucleotides are operably linked to promoters to induce convergent transcription, and there is no functional terminator in the construct, the transcription machinery that initiates from one desired polynucleotide may proceed to transcribe the other copy of the desired polynucleotide and vice versa. The multiple copies of the desired polynucleotide may be oriented in various permutations: in the case where two copies of the desired polynucleotide are present in the construct, the copies may, for example, both be oriented in same direction, in the reverse orientation to each other, or in the inverse complement orientation to each other, for example.

[0124] In an arrangement where one of the desired polynucleotides is oriented in the inverse complementary orientation to the other polynucleotide, an RNA transcript may be produced that comprises not only the "sense" sequence of the first polynucleotide but also the "antisense" sequence from the second polynucleotide. If the first and second polynucleotides comprise the same or substantially the same



DNA sequences, then the single RNA transcript may comprise two regions that are complementary to one another and which may, therefore, anneal. Hence, the single RNA transcript that is so transcribed, may form a partial or full hairpin duplex structure.

[0125] On the other hand, if two copies of such a long transcript were produced, one from each promoter, then there will exist two RNA molecules, each of which would share regions of sequence complementarity with the other. Hence, the “sense” region of the first RNA transcript may anneal to the “antisense” region of the second RNA transcript and vice versa. In this arrangement, therefore, another RNA duplex may be formed which will consist of two separate RNA transcripts, as opposed to a hairpin duplex that forms from a single self-complementary RNA transcript.

[0126] Alternatively, two copies of the desired polynucleotide may be oriented in the same direction so that, in the case of transcription read-through, the long RNA transcript that is produced from one promoter may comprise, for instance, the sense sequence of the first copy of the desired polynucleotide and also the sense sequence of the second copy of the desired polynucleotide. The RNA transcript that is produced from the other convergently-oriented promoter, therefore, may comprise the antisense sequence of the second copy of the desired polynucleotide and also the antisense sequence of the first polynucleotide. Accordingly, it is likely that neither RNA transcript would contain regions of exact complementarity and, therefore, neither RNA transcript is likely to fold on itself to produce a hairpin structure. On the other hand the two individual RNA transcripts could hybridize and anneal to one another to form an RNA duplex.

[0127] Hence, in one aspect, the present invention provides a construct that lacks a terminator or lacks a terminator that is preceded by self-splicing ribozyme encoding DNA region, but which comprises a first promoter that is operably linked to the desired polynucleotide.

[0128] **Tissue:** any part of a plant that is used to produce a food. A tissue can be a tuber of a potato, a root of a sweet potato, or a seed of a maize plant.

[0129] **Transcriptional terminators:** The expression DNA constructs of the present invention typically have a transcriptional termination region at the opposite end from the transcription initiation regulatory region. The transcriptional

termination region may be selected, for stability of the mRNA to enhance expression and/or for the addition of polyadenylation tails added to the gene transcription product. Translation of a nascent polypeptide undergoes termination when any of the three chain-termination codons enters the A site on the ribosome. Translation termination codons are UAA, UAG, and UGA.

[0130] In the instant invention, transcription terminators are derived from either a gene or, more preferably, from a sequence that does not represent a gene but intergenic DNA. For example, the terminator sequence from the potato ubiquitin gene may be used and is depicted in SEQ ID NO: 5.

[0131] **Transfer DNA (T-DNA):** a transfer DNA is a DNA segment delineated by either T-DNA borders or P-DNA borders to create a T-DNA or P-DNA, respectively. A T-DNA is a genetic element that is well-known as an element capable of integrating a nucleotide sequence contained within its borders into another genome. In this respect, a T-DNA is flanked, typically, by two "border" sequences. A desired polynucleotide of the present invention and a selectable marker may be positioned between the left border-like sequence and the right border-like sequence of a T-DNA. The desired polynucleotide and selectable marker contained within the T-DNA may be operably linked to a variety of different, plant-specific (i.e., native), or foreign nucleic acids, like promoter and terminator regulatory elements that facilitate its expression, i.e., transcription and/or translation of the DNA sequence encoded by the desired polynucleotide or selectable marker.

[0132] **Transformation of plant cells:** A process by which a nucleic acid is stably inserted into the genome of a plant cell. Transformation may occur under natural or artificial conditions using various methods well known in the art. Transformation may rely on any known method for the insertion of nucleic acid sequences into a prokaryotic or eukaryotic host cell, including *Agrobacterium*-mediated transformation protocols such as 'refined transformation' or 'precise breeding', viral infection, whiskers, electroporation, microinjection, polyethylene glycol-treatment, heat shock, lipofection and particle bombardment.

[0133] **Transgenic plant:** a transgenic plant of the present invention is one that comprises at least one cell genome in which an exogenous nucleic acid has been stably integrated. According to the present invention, a transgenic plant is a plant that

comprises only one genetically modified cell and cell genome, or is a plant that comprises some genetically modified cells, or is a plant in which all of the cells are genetically modified. A transgenic plant of the present invention may be one that comprises expression of the desired polynucleotide, i.e., the exogenous nucleic acid, in only certain parts of the plant. Thus, a transgenic plant may contain only genetically modified cells in certain parts of its structure.

**[0134] Variant:** a “variant,” as used herein, is understood to mean a nucleotide or amino acid sequence that deviates from the standard, or given, nucleotide or amino acid sequence of a particular gene or protein. The terms, “isoform,” “isotype,” and “analog” also refer to “variant” forms of a nucleotide or an amino acid sequence. An amino acid sequence that is altered by the addition, removal or substitution of one or more amino acids, or a change in nucleotide sequence, may be considered a “variant” sequence. The variant may have “conservative” changes, wherein a substituted amino acid has similar structural or chemical properties, e.g., replacement of leucine with isoleucine. A variant may have “nonconservative” changes, e.g., replacement of a glycine with a tryptophan. Analogous minor variations may also include amino acid deletions or insertions, or both. Guidance in determining which amino acid residues may be substituted, inserted, or deleted may be found using computer programs well known in the art such as Vector NTI Suite (InforMax, MD) software. “Variant” may also refer to a “shuffled gene” such as those described in Maxygen-assigned patents.

**[0135]** It is understood that the present invention is not limited to the particular methodology, protocols, vectors, and reagents, etc., described herein, as these may vary. It is also to be understood that the terminology used herein is used for the purpose of describing particular embodiments only, and is not intended to limit the scope of the present invention. It must be noted that as used herein and in the appended claims, the singular forms “a,” “an,” and “the” include plural reference unless the context clearly dictates otherwise. Thus, for example, a reference to “a gene” is a reference to one or more genes and includes equivalents thereof known to those skilled in the art and so forth. Indeed, one skilled in the art can use the methods described herein to express any native gene (known presently or subsequently) in plant host systems.

**Polynucleotide Sequences**

[0136] The present invention relates to an isolated nucleic molecule comprising a polynucleotide having a sequence selected from the group consisting of any of the polynucleotide sequences of SEQ ID NOs: 1, 2, 3, 4, 9, 10, 14, 15, 23, 24, or 25. The invention also provides functional fragments of the polynucleotide sequences of SEQ ID NOs: 1, 2, 3, 4, 9, 10, 14, 15, 23, 24, or 25. The invention further provides complementary nucleic acids, or fragments thereof, to any of the polynucleotide sequences of SEQ ID NOs: 1, 2, 3, 4, 9, 10, 14, 15, 23, 24, or 25, as well as a nucleic acid, comprising at least 15 contiguous bases, which hybridizes to any of the polynucleotide sequences of SEQ ID NOs: 1, 2, 3, 4, 9, 10, 14, 15, 23, 24, or 25.

[0137] By "isolated" nucleic acid molecule(s) is intended a nucleic acid molecule, DNA or RNA, which has been removed from its native environment. For example, recombinant DNA molecules contained in a DNA construct are considered isolated for the purposes of the present invention. Further examples of isolated DNA molecules include recombinant DNA molecules maintained in heterologous host cells or purified (partially or substantially) DNA molecules in solution. Isolated RNA molecules include in vitro RNA transcripts of the DNA molecules of the present invention. Isolated nucleic acid molecules, according to the present invention, further include such molecules produced synthetically.

[0138] Nucleic acid molecules of the present invention may be in the form of RNA, such as mRNA, or in the form of DNA, including, for instance, cDNA and genomic DNA obtained by cloning or produced synthetically. The DNA or RNA may be double-stranded or single-stranded. Single-stranded DNA may be the coding strand, also known as the sense strand, or it may be the non-coding strand, also referred to as the anti-sense strand.

[0139] Unless otherwise indicated, all nucleotide sequences determined by sequencing a DNA molecule herein were determined using an automated DNA sequencer (such as the Model 373 from Applied Biosystems, Inc.). Therefore, as is known in the art for any DNA sequence determined by this automated approach, any nucleotide sequence determined herein may contain some errors. Nucleotide sequences determined by automation are typically at least about 95% identical, more typically at least about 96% to at least about 99.9% identical to the actual nucleotide

sequence of the sequenced DNA molecule. The actual sequence can be more precisely determined by other approaches including manual DNA sequencing methods well known in the art. As is also known in the art, a single insertion or deletion in a determined nucleotide sequence compared to the actual sequence will cause a frame shift in translation of the nucleotide sequence such that the predicted amino acid sequence encoded by a determined nucleotide sequence may be completely different from the amino acid sequence actually encoded by the sequenced DNA molecule, beginning at the point of such an insertion or deletion.

[0140] Each “nucleotide sequence” set forth herein is presented as a sequence of deoxyribonucleotides (abbreviated A, G, C and T). However, by “nucleotide sequence” of a nucleic acid molecule or polynucleotide is intended, for a DNA molecule or polynucleotide, a sequence of deoxyribonucleotides, and for an RNA molecule or polynucleotide, the corresponding sequence of ribonucleotides (A, G, C and U) where each thymidine deoxynucleotide (T) in the specified deoxynucleotide sequence is replaced by the ribonucleotide uridine (U).

[0141] The present invention is also directed to fragments of the isolated nucleic acid molecules described herein. Preferably, DNA fragments comprise at least 15 nucleotides, and more preferably at least 20 nucleotides, still more preferably at least 30 nucleotides in length, which are useful as diagnostic probes and primers. Of course larger nucleic acid fragments of up to the entire length of the nucleic acid molecules of the present invention are also useful diagnostically as probes, according to conventional hybridization techniques, or as primers for amplification of a target sequence by the polymerase chain reaction (PCR), as described, for instance, in *Molecular Cloning, A Laboratory Manual*, 3rd. edition, edited by Sambrook & Russel., (2001), Cold Spring Harbor Laboratory Press, the entire disclosure of which is hereby incorporated herein by reference. By a fragment at least 20 nucleotides in length, for example, is intended fragments which include 20 or more contiguous bases from the nucleotide sequence of SEQ ID NOs: 1, 2, 17, 20, 21. The nucleic acids containing the nucleotide sequences listed in SEQ ID NOs: 1, 2, 17, 20, 21 can be generated using conventional methods of DNA synthesis which will be routine to the skilled artisan. For example, restriction endonuclease cleavage or shearing by sonication could easily be used to generate fragments of various sizes. Alternatively,

the DNA fragments of the present invention could be generated synthetically according to known techniques.

**[0142]** In another aspect, the invention provides an isolated nucleic acid molecule comprising a polynucleotide which hybridizes under stringent hybridization conditions to a portion of the polynucleotide in a nucleic acid molecule of the invention described above. By a polynucleotide which hybridizes to a "portion" of a polynucleotide is intended a polynucleotide (either DNA or RNA) hybridizing to at least about 15 nucleotides, and more preferably at least about 20 nucleotides, and still more preferably at least about 30 nucleotides, and even more preferably more than 30 nucleotides of the reference polynucleotide. These fragments that hybridize to the reference fragments are useful as diagnostic probes and primers. A probe, as used herein is defined as at least about 100 contiguous bases of one of the nucleic acid sequences set forth in of SEQ ID NOs: 1-230. For the purpose of the invention, two sequences hybridize when they form a double-stranded complex in a hybridization solution of 6X SSC, 0.5% SDS, 5X Denhardt's solution and 100 $\mu$ g of non-specific carrier DNA. See Ausubel et al., section 2.9, supplement 27 (1994). Sequences may hybridize at "moderate stringency," which is defined as a temperature of 60 °C in a hybridization solution of 6X SSC, 0.5% SDS, 5X Denhardt's solution and 100 $\mu$ g of non-specific carrier DNA. For "high stringency" hybridization, the temperature is increased to 68 °C. Following the moderate stringency hybridization reaction, the nucleotides are washed in a solution of 2X SSC plus 0.05% SDS for five times at room temperature, with subsequent washes with 0.1X SSC plus 0.1% SDS at 60 °C for 1h. For high stringency, the wash temperature is increased to 68 °C. For the purpose of the invention, hybridized nucleotides are those that are detected using 1 ng of a radiolabeled probe having a specific radioactivity of 10,000 cpm/ng, where the hybridized nucleotides are clearly visible following exposure to X-ray film at 70 °C for no more than 72 hours.

**[0143]** The present application is directed to such nucleic acid molecules which are at least 60 %, 65 %, 70 %, 75 %, 80 %, 85 %, 90%, 95%, 96%, 97%, 98%, 99% or 100% identical to a nucleic acid sequence described in SEQ ID NOs: 1, 2, 17, 20, 21. Preferred, however, are nucleic acid molecules which are at least 95%, 96%, 97%, 98%, 99% or 100% identical to the nucleic acid sequence shown in any of SEQ ID NOs: 1, 2, 17, 20, 21. Differences between two nucleic acid sequences may occur at

the 5' or 3' terminal positions of the reference nucleotide sequence or anywhere between those terminal positions, interspersed either individually among nucleotides in the reference sequence or in one or more contiguous groups within the reference sequence.

[0144] As a practical matter, whether any particular nucleic acid molecule is at least 95%, 96%, 97%, 98% or 99% identical to a reference nucleotide sequence refers to a comparison made between two molecules using standard algorithms well known in the art and can be determined conventionally using publicly available computer programs such as the BLASTN algorithm. See Altschul et al., *Nucleic Acids Res.* 25:3389-3402 (1997).

### **Sequence Analysis**

[0145] Methods of alignment of sequences for comparison are well-known in the art. Optimal alignment of sequences for comparison may be conducted by the local homology algorithm of Smith and Waterman, *Adv. Appl. Math.* 2: 482 (1981); by the homology alignment algorithm of Needleman and Wunsch, *J. Mol. Biol.* 48: 443 (1970); by the search for similarity method of Pearson and Lipman, *Proc. Natl. Acad. Sci.* 85: 2444 (1988); by computerized implementations of these algorithms, including, but not limited to: CLUSTAL in the PC/Gene program by Intelligenetics, Mountain View, California; GAP, BESTFIT, BLAST, FASTA, and TFASTA in the Wisconsin Genetics Software Package, Genetics Computer Group (GCG), 575 Science Dr., Madison, Wisconsin, USA; the CLUSTAL program is well described by Higgins and Sharp, *Gene* 73: 237-244 (1988); Higgins and Sharp, *CABIOS* 5: 151-153 (1989); Corpet, et al., *Nucleic Acids Research* 16: 10881-90 (1988); Huang, et al., *Computer Applications in the Biosciences* 8: 155-65 (1992), and Pearson, et al., *Methods in Molecular Biology* 24: 307-331 (1994).

[0146] The BLAST family of programs which can be used for database similarity searches includes: BLASTN for nucleotide query sequences against nucleotide database sequences; BLASTX for nucleotide query sequences against protein database sequences; BLASTP for protein query sequences against protein database sequences; TBLASTN for protein query sequences against nucleotide database sequences; and TBLASTX for nucleotide query sequences against nucleotide database sequences. See, *Current Protocols in Molecular Biology*, Chapter 19,

Ausubel, et al., Eds., Greene Publishing and Wiley-Interscience, New York (1995); Altschul et al., *J. Mol. Biol.*, 215:403-410 (1990); and, Altschul et al., *Nucleic Acids Res.* 25:3389-3402 (1997).

[0147] Software for performing BLAST analyses is publicly available, e.g., through the National Center for Biotechnology Information (<http://www.ncbi.nlm.nih.gov/>). This algorithm involves first identifying high scoring sequence pairs (HSPs) by identifying short words of length  $W$  in the query sequence, which either match or satisfy some positive-valued threshold score  $T$  when aligned with a word of the same length in a database sequence.  $T$  is referred to as the neighborhood word score threshold. These initial neighborhood word hits act as seeds for initiating searches to find longer HSPs containing them. The word hits are then extended in both directions along each sequence for as far as the cumulative alignment score can be increased. Cumulative scores are calculated using, for nucleotide sequences, the parameters  $M$  (reward score for a pair of matching residues; always  $> 0$ ) and  $N$  (penalty score for mismatching residues; always  $< 0$ ). For amino acid sequences, a scoring matrix is used to calculate the cumulative score. Extension of the word hits in each direction are halted when: the cumulative alignment score falls off by the quantity  $X$  from its maximum achieved value; the cumulative score goes to zero or below, due to the accumulation of one or more negative-scoring residue alignments; or the end of either sequence is reached. The BLAST algorithm parameters  $W$ ,  $T$ , and  $X$  determine the sensitivity and speed of the alignment. The BLASTN program (for nucleotide sequences) uses as defaults a wordlength ( $W$ ) of 11, an expectation ( $E$ ) of 10, a cutoff of 100,  $M=5$ ,  $N=-4$ , and a comparison of both strands. For amino acid sequences, the BLASTP program uses as defaults a wordlength ( $W$ ) of 3, an expectation ( $E$ ) of 10, and the BLOSUM62 scoring matrix (see Henikoff & Henikoff (1989) *Proc. Natl. Acad. Sci. USA* 89:10915).

[0148] In addition to calculating percent sequence identity, the BLAST algorithm also performs a statistical analysis of the similarity between two sequences (see, e.g., Karlin & Altschul, *Proc. Nat'l. Acad. Sci. USA* 90:5873-5877 (1993)). One measure of similarity provided by the BLAST algorithm is the smallest sum probability ( $P(N)$ ), which provides an indication of the probability by which a match between two nucleotide or amino acid sequences would occur by chance.



[0149] Multiple alignment of the sequences can be performed using the CLUSTAL method of alignment (Higgins and Sharp (1989) CABIOS. 5:151 153) with the default parameters (GAP PENALTY=10, GAP LENGTH PENALTY=10). Default parameters for pairwise alignments using the CLUSTAL method are KTUPLE 1, GAP PENALTY=3, WINDOW=5 and DIAGONALS SAVED=5.

[0150] The following running parameters are preferred for determination of alignments and similarities using BLASTN that contribute to the E values and percentage identity for polynucleotide sequences: Unix running command: `blastall -p blastn -d embldb -e 10 -G0 -E0 -r 1 -v 30 -b 30 -i queryseq -o results`; the parameters are: -p Program Name [String]; -d Database [String]; -e Expectation value (E) [Real]; -G Cost to open a gap (zero invokes default behavior) [Integer]; -E Cost to extend a gap (zero invokes default behavior) [Integer]; -r Reward for a nucleotide match (blastn only) [Integer]; -v Number of one-line descriptions (V) [Integer]; -b Number of alignments to show (B) [Integer]; -i Query File [File In]; and -o BLAST report Output File [File Out] Optional.

[0151] The "hits" to one or more database sequences by a queried sequence produced by BLASTN, FASTA, BLASTP or a similar algorithm, align and identify similar portions of sequences. The hits are arranged in order of the degree of similarity and the length of sequence overlap. Hits to a database sequence generally represent an overlap over only a fraction of the sequence length of the queried sequence.

[0152] The BLASTN, FASTA and BLASTP algorithms also produce "Expect" values for alignments. The Expect value (E) indicates the number of hits one can "expect" to see over a certain number of contiguous sequences by chance when searching a database of a certain size. The Expect value is used as a significance threshold for determining whether the hit to a database, such as the preferred EMBL database, indicates true similarity. For example, an E value of 0.1 assigned to a polynucleotide hit is interpreted as meaning that in a database of the size of the EMBL database, one might expect to see 0.1 matches over the aligned portion of the sequence with a similar score simply by chance. By this criterion, the aligned and matched portions of the polynucleotide sequences then have a probability of 90% of being the same. For sequences having an E value of 0.01 or less over aligned and

matched portions, the probability of finding a match by chance in the EMBL database is 1% or less using the BLASTN or FASTA algorithm.

[0153] According to one embodiment, "variant" polynucleotides, with reference to each of the polynucleotides of the present invention, preferably comprise sequences having the same number or fewer nucleic acids than each of the polynucleotides of the present invention and producing an E value of 0.01 or less when compared to the polynucleotide of the present invention. That is, a variant polynucleotide is any sequence that has at least a 99% probability of being the same as the polynucleotide of the present invention, measured as having an E value of 0.01 or less using the BLASTN, FASTA, or BLASTP algorithms set at parameters described above.

[0154] Alternatively, variant polynucleotides of the present invention hybridize to the polynucleotide sequences recited in SEQ ID NOs: 1, 2, 3, 4, 9, 10, 14, 15, 23, 24, or 25 or complements, reverse sequences, or reverse complements of those sequences, under stringent conditions.

[0155] The present invention also encompasses polynucleotides that differ from the disclosed sequences but that, as a consequence of the degeneracy of the genetic code, encode a polypeptide which is the same as that encoded by a polynucleotide of the present invention. Thus, polynucleotides comprising sequences that differ from the polynucleotide sequences recited in SEQ ID NOs: 1, 2, 3, 4, 9, 10, 14, 15, 23, 24, or 25; or complements, reverse sequences, or reverse complements thereof, as a result of conservative substitutions are contemplated by and encompassed within the present invention. Additionally, polynucleotides comprising sequences that differ from the polynucleotide sequences recited in SEQ ID NOs: 1, 2, 3, 4, 9, 10, 14, 15, 23, 24, or 25, or complements, reverse complements or reverse sequences thereof, as a result of deletions and/or insertions totaling less than 10% of the total sequence length are also contemplated by and encompassed within the present invention.

[0156] In addition to having a specified percentage identity to an inventive polynucleotide sequence, variant polynucleotides preferably have additional structure and/or functional features in common with the inventive polynucleotide. In addition to sharing a high degree of similarity in their primary structure to polynucleotides of the present invention, polynucleotides having a specified degree of identity to, or capable of hybridizing to an inventive polynucleotide preferably have at least one of

the following features: (i) they contain an open reading frame or partial open reading frame encoding a polypeptide having substantially the same functional properties as the polypeptide encoded by the inventive polynucleotide; or (ii) they have domains in common.

#### **Source of elements and DNA sequences**

[0157] Any or all of the elements and DNA sequences that are described herein may be endogenous to one or more plant genomes. Accordingly, in one particular embodiment of the present invention, all of the elements and DNA sequences, which are selected for the ultimate transfer cassette are endogenous to, or native to, the genome of the plant that is to be transformed. For instance, all of the sequences may come from a potato genome. Alternatively, one or more of the elements or DNA sequences may be endogenous to a plant genome that is not the same as the species of the plant to be transformed, but which function in any event in the host plant cell. Such plants include potato, tomato, and alfalfa plants. The present invention also encompasses use of one or more genetic elements from a plant that is interfertile with the plant that is to be transformed.

[0158] In this regard, a "plant" of the present invention includes, but is not limited to potato, tomato, avocado, alfalfa, sugarbeet, cassava, sweet potato, soybean, pea, bean, maize, wheat, rice, barley, and sorghum. Thus, a plant may be a monocot or a dicot. "Plant" and "plant material," also encompasses plant cells, seed, plant progeny, propagule whether generated sexually or asexually, and descendants of any of these, such as cuttings or seed. "Plant material" may refer to plant cells, cell suspension cultures, callus, embryos, meristematic regions, callus tissue, leaves, roots, shoots, gametophytes, sporophytes, pollen, seeds, germinating seedlings, and microspores. Plants may be at various stages of maturity and may be grown in liquid or solid culture, or in soil or suitable media in pots, greenhouses or fields. Expression of an introduced leader, trailer or gene sequences in plants may be transient or permanent.

[0159] In this respect, a plant-derived transfer-DNA ("P-DNA") border sequence of the present invention is not identical in nucleotide sequence to any known bacterium-derived T-DNA border sequence, but it functions for essentially the same purpose. That is, the P-DNA can be used to transfer and integrate one polynucleotide into another. A P-DNA can be inserted into a tumor-inducing plasmid, such as a Ti-

plasmid from *Agrobacterium* in place of a conventional T-DNA, and maintained in a bacterium strain, just like conventional transformation plasmids. The P-DNA can be manipulated so as to contain a desired polynucleotide, which is destined for integration into a plant genome via bacteria-mediated plant transformation. See Rommens et al. in WO2003/069980, US-2003-0221213, US-2004-0107455, and WO2005/004585, which are all incorporated herein by reference.

[0160] Thus, a P-DNA border sequence is different by 1, 2, 3, 4, 5, 6, 7, 8, 9, 10, 11, 12, 13, 14, 15, 16, 17, 18, 19, 20, or more nucleotides from a known T-DNA border sequence from an *Agrobacterium* species, such as *Agrobacterium tumefaciens* or *Agrobacterium rhizogenes*.

[0161] A P-DNA border sequence is not greater than 99%, 98%, 97%, 96%, 95%, 94%, 93%, 92%, 91%, 90%, 89%, 88%, 87%, 86%, 85%, 84%, 83%, 82%, 81%, 80%, 79%, 78%, 77%, 76%, 75%, 74%, 73%, 72%, 71%, 70%, 69%, 68%, 67%, 66%, 65%, 64%, 63%, 62%, 61%, 60%, 59%, 58%, 57%, 56%, 55%, 54%, 53%, 52%, 51% or 50% similar in nucleotide sequence to an *Agrobacterium* T-DNA border sequence.

[0162] Methods were developed to identify and isolate transfer DNAs from plants, particularly potato and wheat, and made use of the border motif consensus described in US-2004-0107455, which is incorporated herein by reference.

[0163] In this respect, a plant-derived DNA of the present invention, such as any of the sequences, cleavage sites, regions, or elements disclosed herein is functional if it promotes the transfer and integration of a polynucleotide to which it is linked into another nucleic acid molecule, such as into a plant chromosome, at a transformation frequency of about 99%, about 98%, about 97%, about 96%, about 95%, about 94%, about 93%, about 92%, about 91%, about 90%, about 89%, about 88%, about 87%, about 86%, about 85%, about 84%, about 83%, about 82%, about 81%, about 80%, about 79%, about 78%, about 77%, about 76%, about 75%, about 74%, about 73%, about 72%, about 71%, about 70%, about 69%, about 68%, about 67%, about 66%, about 65%, about 64%, about 63%, about 62%, about 61%, about 60%, about 59%, about 58%, about 57%, about 56%, about 55%, about 54%, about 53%, about 52%, about 51%, about 50%, about 49%, about 48%, about 47%, about 46%, about 45%, about 44%, about 43%, about 42%, about 41%, about 40%, about 39%, about 38%,

about 37%, about 36%, about 35%, about 34%, about 33%, about 32%, about 31%, about 30%, about 29%, about 28%, about 27%, about 26%, about 25%, about 24%, about 23%, about 22%, about 21%, about 20%, about 15%, or about 5% or at least about 1%.

[0164] Any of such transformation-related sequences and elements can be modified or mutated to change transformation efficiency. Other polynucleotide sequences may be added to a transformation sequence of the present invention. For instance, it may be modified to possess 5'- and 3'- multiple cloning sites, or additional restriction sites. The sequence of a cleavage site as disclosed herein, for example, may be modified to increase the likelihood that backbone DNA from the accompanying vector is not integrated into a plant genome.

[0165] Any desired polynucleotide may be inserted between any cleavage or border sequences described herein. For example, a desired polynucleotide may be a wild-type or modified gene that is native to a plant species, or it may be a gene from a non-plant genome. For instance, when transforming a potato plant, an expression cassette can be made that comprises a potato-specific promoter that is operably linked to a desired potato gene or fragment thereof and a potato-specific terminator. The expression cassette may contain additional potato genetic elements such as a signal peptide sequence fused in frame to the 5'-end of the gene, and a potato transcriptional enhancer. The present invention is not limited to such an arrangement and a transformation cassette may be constructed such that the desired polynucleotide, while operably linked to a promoter, is not operably linked to a terminator sequence.

[0166] When a transformation-related sequence or element, such as those described herein, are identified and isolated from a plant, and if that sequence or element is subsequently used to transform a plant of the same species, that sequence or element can be described as "native" to the plant genome.

[0167] Thus, a "native" genetic element refers to a nucleic acid that naturally exists in, originates from, or belongs to the genome of a plant that is to be transformed. In the same vein, the term "endogenous" also can be used to identify a particular nucleic acid, e.g., DNA or RNA, or a protein as "native" to a plant. Endogenous means an element that originates within the organism. Thus, any nucleic acid, gene, polynucleotide, DNA, RNA, mRNA, or cDNA molecule that is isolated either from

the genome of a plant or plant species that is to be transformed or is isolated from a plant or species that is sexually compatible or interfertile with the plant species that is to be transformed, is "native" to, i.e., indigenous to, the plant species. In other words, a native genetic element represents all genetic material that is accessible to plant breeders for the improvement of plants through classical plant breeding. Any variants of a native nucleic acid also are considered "native" in accordance with the present invention. In this respect, a "native" nucleic acid may also be isolated from a plant or sexually compatible species thereof and modified or mutated so that the resultant variant is greater than or equal to 99%, 98%, 97%, 96%, 95%, 94%, 93%, 92%, 91%, 90%, 89%, 88%, 87%, 86%, 85%, 84%, 83%, 82%, 81%, 80%, 79%, 78%, 77%, 76%, 75%, 74%, 73%, 72%, 71%, 70%, 69%, 68%, 67%, 66%, 65%, 64%, 63%, 62%, 61%, or 60% similar in nucleotide sequence to the unmodified, native nucleic acid isolated from a plant. A native nucleic acid variant may also be less than about 60%, less than about 55%, or less than about 50% similar in nucleotide sequence.

[0168] A "native" nucleic acid isolated from a plant may also encode a variant of the naturally occurring protein product transcribed and translated from that nucleic acid. Thus, a native nucleic acid may encode a protein that is greater than or equal to 99%, 98%, 97%, 96%, 95%, 94%, 93%, 92%, 91%, 90%, 89%, 88%, 87%, 86%, 85%, 84%, 83%, 82%, 81%, 80%, 79%, 78%, 77%, 76%, 75%, 74%, 73%, 72%, 71%, 70%, 69%, 68%, 67%, 66%, 65%, 64%, 63%, 62%, 61%, or 60% similar in amino acid sequence to the unmodified, native protein expressed in the plant from which the nucleic acid was isolated.

### **Promoters**

[0169] The polynucleotides of the present invention can be used for specifically directing the expression of polypeptides or proteins in the tissues of plants. The nucleic acids of the present invention can also be used for specifically directing the expression of antisense RNA, or RNA involved in RNA interference (RNAi) such as small interfering RNA (siRNA), in the tissues of plants, which can be useful for inhibiting or completely blocking the expression of targeted genes. As used herein, "coding product" is intended to mean the ultimate product of the nucleic acid that is operably linked to the promoters. For example, a protein or polypeptide is a coding product, as well as antisense RNA or siRNA which is the ultimate product of the

nucleic acid coding for the antisense RNA. The coding product may also be non-translated mRNA. The terms polypeptide and protein are used interchangeably herein. As used herein, promoter is intended to mean a nucleic acid, preferably DNA that binds RNA polymerase and/or other transcription regulatory elements. As with any promoter, the promoters of the current invention will facilitate or control the transcription of DNA or RNA to generate an mRNA molecule from a nucleic acid molecule that is operably linked to the promoter. The RNA may code for a protein or polypeptide or may code for an RNA interfering, or antisense molecule. As used herein, "operably linked" is meant to refer to the chemical fusion, ligation, or synthesis of DNA such that a promoter-nucleic acid sequence combination is formed in a proper orientation for the nucleic acid sequence to be transcribed into an RNA segment. The promoters of the current invention may also contain some or all of the 5' untranslated region (5' UTR) of the resulting mRNA transcript. On the other hand, the promoters of the current invention do not necessarily need to possess any of the 5' UTR.

[0170] A promoter, as used herein, may also include regulatory elements. Conversely, a regulatory element may also be separate from a promoter. Regulatory elements confer a number of important characteristics upon a promoter region. Some elements bind transcription factors that enhance the rate of transcription of the operably linked nucleic acid. Other elements bind repressors that inhibit transcription activity. The effect of transcription factors on promoter activity may determine whether the promoter activity is high or low, i.e. whether the promoter is "strong" or "weak."

[0171] In another embodiment, a constitutive promoter may be used for expressing the inventive polynucleotide sequences.

[0172] In another embodiment, a variety of inducible plant gene promoters can be used for expressing the inventive polynucleotide sequences. Inducible promoters regulate gene expression in response to environmental, hormonal, or chemical signals. Examples of hormone inducible promoters include auxin-inducible promoters (Baumann et al. *Plant Cell* 11:323-334(1999)), cytokinin-inducible promoter (Guevara-Garcia *Plant Mol. Biol.* 38:743-753(1998)), and gibberellin-responsive promoters (Shi et al. *Plant Mol. Biol.* 38:1053-1060(1998)). Additionally, promoters responsive to heat, light, wounding, pathogen resistance, and chemicals such as

methyl jasmonate or salicylic acid, may be used for expressing the inventive polynucleotide sequences.

[0173] In one embodiment, the promoter is a granule bound starch synthase promoter, a potato ADP-glucose pyrophosphorylase gene promoter, or a flavonoid 3'-monooxygenase gene promoter. In another embodiment, the promoter is a seed-specific promoter.

[0174] The present invention also encompasses polynucleotides that differ from the disclosed sequences but that, as a consequence of the degeneracy of the genetic code, encode a polypeptide which is the same as that encoded by a polynucleotide of the present invention. Thus, polynucleotides comprising sequences that differ from the polynucleotide sequences recited in SEQ ID NOs: 1, 2, 3, 4, 9, 10, 14, 15, 23, 24, or 25; or complements, reverse sequences, or reverse complements thereof, as a result of conservative substitutions are contemplated by and encompassed within the present invention. Additionally, polynucleotides comprising sequences that differ from the polynucleotide sequences recited in SEQ ID NOs: 1, 2, 3, 4, 9, 10, 14, 15, 23, 24, or 25 or complements, reverse complements or reverse sequences thereof, as a result of deletions and/or insertions totaling less than 10% of the total sequence length are also contemplated by and encompassed within the present invention.

[0175] In addition to having a specified percentage identity to an inventive polynucleotide sequence, variant polynucleotides preferably have additional structure and/or functional features in common with the inventive polynucleotide. In addition to sharing a high degree of similarity in their primary structure to polynucleotides of the present invention, polynucleotides having a specified degree of identity to, or capable of hybridizing to an inventive polynucleotide preferably have at least one of the following features: (i) they contain an open reading frame or partial open reading frame encoding a polypeptide having substantially the same functional properties as the polypeptide encoded by the inventive polynucleotide; or (ii) they have domains in common.

#### **Source of elements and DNA sequences**

[0176] Any or all of the elements and DNA sequences that are described herein may be endogenous to one or more plant genomes. Accordingly, in one particular embodiment of the present invention, all of the elements and DNA sequences, which



are selected for the ultimate transfer cassette are endogenous to, or native to, the genome of the plant that is to be transformed. For instance, all of the sequences may come from a potato genome. Alternatively, one or more of the elements or DNA sequences may be endogenous to a plant genome that is not the same as the species of the plant to be transformed, but which function in any event in the host plant cell. Such plants include potato, tomato, and alfalfa plants. The present invention also encompasses use of one or more genetic elements from a plant that is interfertile with the plant that is to be transformed.

[0177] In this regard, a “plant” of the present invention includes, but is not limited to potato, tomato, alfalfa, sugarbeet, cassava, sweet potato, soybean, pea, bean, maize, wheat, rice, barley, and sorghum. “Plant” and “plant material,” also encompasses plant cells, seed, plant progeny, propagule whether generated sexually or asexually, and descendents of any of these, such as cuttings or seed.. “Plant material” may refer to plant cells, cell suspension cultures, callus, embryos, meristematic regions, callus tissue, leaves, roots, shoots, gametophytes, sporophytes, pollen, seeds, germinating seedlings, and microspores. Plants may be at various stages of maturity and may be grown in liquid or solid culture, or in soil or suitable media in pots, greenhouses or fields. Expression of an introduced leader, trailer or gene sequences in plants may be transient or permanent.

### **Nucleic Acid Constructs**

[0178] The present invention provides constructs comprising the isolated nucleic acid molecules and polypeptide sequences of the present invention. In one embodiment, the DNA constructs of the present invention are Ti-plasmids derived from *A. tumefaciens*.

[0179] In developing the nucleic acid constructs of this invention, the various components of the construct or fragments thereof will normally be inserted into a convenient cloning vector, e.g., a plasmid that is capable of replication in a bacterial host, e.g., *E. coli*. Numerous vectors exist that have been described in the literature, many of which are commercially available. After each cloning, the cloning vector with the desired insert may be isolated and subjected to further manipulation, such as restriction digestion, insertion of new fragments or nucleotides, ligation, deletion, mutation, resection, etc. to tailor the components of the desired sequence. Once the

construct has been completed, it may then be transferred to an appropriate vector for further manipulation in accordance with the manner of transformation of the host cell.

[0180] A recombinant DNA molecule of the invention may typically include a selectable marker so that transformed cells can be easily identified and selected from non-transformed cells. Examples of such markers include, but are not limited to, a neomycin phosphotransferase (nptII) gene (Potrykus et al., *Mol. Gen. Genet.* 199:183-188 (1985)), which confers kanamycin resistance. Cells expressing the nptII gene can be selected using an appropriate antibiotic such as kanamycin or G418. Other commonly used selectable markers include the bar gene, which confers bialaphos resistance; a mutant EPSP synthase gene (Hinchey et al., *Bio/Technology* 6:915-922 (1988)), which confers glyphosate resistance; and a mutant acetolactate synthase gene (ALS), which confers imidazolinone or sulphonylurea resistance (European Patent Application 154,204, 1985).

[0181] Additionally, vectors may include an origin of replication (replicons) for a particular host cell. Various prokaryotic replicons are known to those skilled in the art, and function to direct autonomous replication and maintenance of a recombinant molecule in a prokaryotic host cell.

[0182] The invention also provides host cells which comprise the DNA constructs of the current invention. As used herein, a host cell refers to the cell in which the coding product is ultimately expressed. Accordingly, a host cell can be an individual cell, a cell culture or cells as part of an organism. The host cell can also be a portion of an embryo, endosperm, sperm or egg cell, or a fertilized egg.

[0183] Accordingly, the present invention also provides plants or plant cells, comprising the DNA constructs of the current invention. Preferably the plants are angiosperms or gymnosperms. The expression construct of the present invention may be used to transform a variety of plants, both monocotyledonous (e.g. wheat, turf grass, maize, rice, oat, wheat, barley, sorghum, orchid, iris, lily, onion, banana, sugarcane, and palm), dicotyledonous (e.g., *Arabidopsis*, potato, tobacco, tomato, avocado, pepper, sugarbeet, broccoli, cassava, sweet potato, cotton, poinsettia, legumes, alfalfa, soybean, pea, bean, cucumber, grape, brassica, carrot, strawberry, lettuce, oak, maple, walnut, rose, mint, squash, daisy, and cactus, oaks, eucalyptus, maple), and Gymnosperms (e.g., Scots pine; see Aronen, *Finnish Forest Res. Papers*,

Vol. 595, 1996), white spruce (Ellis et al., *Biotechnology* 11:84-89, 1993), and larch (Huang et al., *In Vitro Cell* 27:201-207, 1991).

### **Plant Transformation and Regeneration**

[0184] The present polynucleotides and polypeptides may be introduced into a host plant cell by standard procedures known in the art for introducing recombinant sequences into a target host cell. Such procedures include, but are not limited to, transfection, infection, transformation, natural uptake, electroporation, biolistics and *Agrobacterium*. Methods for introducing foreign genes into plants are known in the art and can be used to insert a construct of the invention into a plant host, including, biological and physical plant transformation protocols. See, for example, Miki et al., 1993, "Procedure for Introducing Foreign DNA into Plants", In: *Methods in Plant Molecular Biology and Biotechnology*, Glick and Thompson, eds., CRC Press, Inc., Boca Raton, pages 67-88. The methods chosen vary with the host plant, and include chemical transfection methods such as calcium phosphate, microorganism-mediated gene transfer such as *Agrobacterium* (Horsch et al., *Science* 227:1229-31, 1985), electroporation, micro-injection, and biolistic bombardment. Preferred transformation methods include precise breeding (see: United States patent applications 2003/0221213 A1, 2004/0107455 A1, and 2005/0229267 A1) and refined transformation (see United States patent application 2005/0034188 A1).

[0185] Accordingly, the present invention also provides plants or plant cells, comprising the polynucleotides or polypeptides of the current invention. In one embodiment, the plants are angiosperms or gymnosperms. Beyond the ordinary meaning of plant, the term "plants" is also intended to mean the fruit, seeds, flower, strobilus etc. of the plant. The plant of the current invention may be a direct transfectant, meaning that the vector was introduced directly into the plant, such as through *Agrobacterium*, or the plant may be the progeny of a transfected plant. The progeny may also be obtained by asexual reproduction of a transfected plant. The second or subsequent generation plant may or may not be produced by sexual reproduction, i.e., fertilization. Furthermore, the plant can be a gametophyte (haploid stage) or a sporophyte (diploid stage).

[0186] In this regard, the present invention contemplates transforming a plant with one or more transformation elements that genetically originate from a plant. The

present invention encompasses an “all-native” approach to transformation, whereby only transformation elements that are native to plants are ultimately integrated into a desired plant via transformation. In this respect, the present invention encompasses transforming a particular plant species with only genetic transformation elements that are native to that plant species. The native approach may also mean that a particular transformation element is isolated from the same plant that is to be transformed, the same plant species, or from a plant that is sexually interfertile with the plant to be transformed.

[0187] On the other hand, the plant that is to be transformed, may be transformed with a transformation cassette that contains one or more genetic elements and sequences that originate from a plant of a different species. It may be desirable to use, for instance, a cleavage site, that is native to a potato genome in a transformation cassette or plasmid for transforming a tomato or pepper plant.

[0188] The present invention is not limited, however, to native or all-native approach. A transformation cassette or plasmid of the present invention can also comprise sequences and elements from other organisms, such as from a bacterial species.

[0189] The following examples are set forth as representative of specific and preferred embodiments of the present invention. These examples are not to be construed as limiting the scope of the invention in any manner. It should be understood that many variations and modifications can be made while remaining within the spirit and scope of the invention.

## **EXAMPLES**

### **Example 1**

#### **Down-regulated expression of asparagine synthetase genes**

[0190] This example demonstrates that the down-regulated expression of a gene involved in asparagine biosynthesis in the starchy tissues of a crop lowers the amount of asparagine in these starchy tissues and, consequently, lowers the amount of acrylamide in a food obtained from heating these starchy tissues.

[0191] The sequence of the potato asparagine synthetase-1 (*Ast1*) gene is shown in SEQ ID NO.: 1. The partial sequence of the potato asparagine synthetase-2 (*Ast2*) gene is shown in SEQ ID NO.: 2.

[0192] Fragments of these genes, shown in SEQ ID NO.: 3 and 4, were linked to create SEQ ID NO.: 5. Two copies of the resulting DNA segment were inserted, as inverted repeat and separated by the spacer shown in SEQ ID NO.: 6, between the convergently-oriented promoters of the ADP-glucose pyrophosphorylase (*Agp*) and granule-bound starch synthase (*Gbss*) genes (SEQ ID NO.: 7 and 8, respectively).

[0193] The resulting silencing construct was inserted between the borders of a T-DNA that already contained an expression cassette for the neomycin phosphotransferase (*nptII*) selectable marker gene.

[0194] A binary vector carrying this T-DNA, designated pSIM1148 (**Figure 1A**), was introduced into *Agrobacterium* LBA4404 as follows. Competent LBA4404 cells (50  $\mu$ L) are incubated for 5 min on ice in the presence of 1  $\mu$ g of vector DNA, frozen for about 15 s in liquid nitrogen, and incubated at 37°C for 5 min. After adding 1 mL of liquid broth, the treated cells are grown for 3 h at 28°C and plated on liquid broth/agar containing streptomycin (100 mg/L) and kanamycin (100 mg/L). The vector DNAs are then isolated from overnight cultures of individual LBA4404 colonies and examined by restriction analysis to confirm the presence of intact plasmid DNA.

[0195] Ten-fold dilutions of overnight-grown *Agrobacterium* cultures were grown for 5-6 hours, precipitated for 15 minutes at 2,800 RPM, washed with MS liquid medium (Phytotechnology) supplemented with sucrose (3%, pH 5.7), and resuspended in the same medium to 0.2 OD/600nm. The resuspended cells were mixed and used to infect 0.4-0.6 mm internodal segments of the potato variety "Ranger Russet".

[0196] Infected stems were incubated for two days on co-culture medium (1/10 MS salts, 3% sucrose, pH 5.7) containing 6 g/L agar at 22°C in a Percival growth chamber (16 hrs light) and subsequently transferred to callus induction medium (CIM, MS medium supplemented with 3% sucrose, 3, 2.5 mg/L of zeatin riboside, 0.1 mg/L of naphthalene acetic acid, and 6g/L of agar) containing timentin (150 mg/L) and

kanamycin (100 mg/L). After one month of culture on CIM, explants were transferred to shoot induction medium (SIM, MS medium supplemented with 3% sucrose, 2.5 mg/L of zeatin riboside, 0.3 mg/L of gibberellic acid GA3, and 6g/L of agar) containing timentin and kanamycin (150 and 100 mg/L respectively) until shoots arose. Shoots arising at the end of regeneration period were transferred to MS medium with 3% sucrose, 6 g/L of agar and timentin (150mg/L). Transgenic plants were transferred to soil and placed in a greenhouse.

[0197] After three months, tubers were harvested and analyzed for asparagine levels according to the Official Methods of Analysis of AOAC INTERNATIONAL (2002), 17th Edition, AOAC INTERNATIONAL, Gaithersburg, MD, USA Official Method 982.30. This analysis demonstrated that 17 of 26 pSIM1148 plants contained only about 25% to 50% of the asparagine that was present in control plants (**Table 1**)

[0198] Tubers from some of the low asparagine plants were cut, blanched, par-fried, and finish-fried to produce French fries. These French fries were ground to a fine powder in liquid nitrogen that was shipped on dry ice to Covance laboratories. At Covance, acrylamide levels were determined by performing liquid chromatography/mass spectrometry/mass spectrometry (LC/MS/MS) (United States Food and Drug Administration, Center for Food Safety and Applied Nutrition Office of Plant & Dairy Foods and Beverages, "Detection and Quantitation of Acrylamide in Foods", 2002). **Table 2** shows that fries from the low asparagine pSIM48 plants accumulated less than about a third of the acrylamide that is produced in control fries.

[0199] As an alternative to using the *Agp* and *Gbss* promoters as regulatory elements, it is also possible to employ two *Gbss* promoters. A construct containing the inverted repeat that comprises the *Ast1* and *Ast2* gene fragments inserted between two *Gbss* promoters was introduced between T-DNA borders to produce the binary vector pSIM1151 (**Figure 1B**). This vector was used to produce transgenic potato lines in a similar manner as described for pSIM1148. Furthermore, *Ast* gene-derived sequences can be inserted between a promoter and a terminator.

[0200] For any *Ast* gene, there may be other sequences having a high degree of sequence similarity. It is possible to use such homologous sequences to produce silencing constructs. For instance, fragments of a tomato *Ast* gene may be used to silence the homologous *Ast* gene in potato.

[0201] Following identification of a plant-derived *Ast* gene, gene-specific primers are designed for PCR-amplification of the gene. PCR amplification is performed according to methods known in the art and then the PCR amplified asparaginase gene is cloned into a cloning vector.

[0202] *Ast* genes can be either identified by searching databases or isolated from plant DNA. One example of *Ast* genes from a crop other than potato is the *Ast* genes from wheat shown in SEQ ID NO.: 34 and 35. Simultaneous silencing of these genes in the wheat grain will make it possible to reduce asparagine levels in flour and, consequently, acrylamide levels in, for instance, bread, biscuits, cookies, or crackers.

[0203] Instead of using *Ast* gene fragments for production of a silencing construct, it is also possible to employ fragments obtained from the promoters of the *Ast* genes. Such promoters can be isolated by applying methods such as inverse PCR, and two copies of specific 150-600-basepair promoter fragments can then be inserted as inverted repeat between either a promoter and terminator or two convergently-oriented promoters (see: Rommens et al., World Patent application 2006/036739 A2, which is incorporated herein by reference).

## Example 2

### Overexpression of asparaginase genes

[0204] This example demonstrates that overexpression of a gene involved in asparagine metabolism in the starchy tissues of a crop lowers the amount of asparagine in these starchy tissues and, consequently, lowers the amount of acrylamide in a food obtained from heating these starchy tissues.

[0205] The sequence of the potato asparaginase (*Asg1*) gene from the potato variety Ranger Russet is shown in SEQ ID NO.: 9. The corresponding open reading frame and predicted amino acid sequence are shown in SEQ ID NO.: 10 and 11, respectively. A binary vector containing the *Asg1* gene inserted between the Agp promoter and Ubi3 terminator (SEQ ID NO.: 12) is designated pSIM658 (**Figure 1C**).

[0206] Expression levels of the *Asg1* gene in tubers were determined by applying quantitative real-time reverse transcriptase PCR. **Table 3** shows that tubers of 18 of 25 pSIM658 plants overexpressed the *Asg1* gene about 2 to 20-fold. These tubers

were used to produce French fries. Chemical analyses demonstrated that fries of two of the transgenic lines contained reduced levels of acrylamide (**Table 4**).

[0207] It is also possible to employ other tuber-specific promoters to drive expression of the *Asg1* gene. Plasmid pSIM757 contains the Gbss promoter operably linked to the *Asg1* gene. Transformation of potato with the transfer DNA of this plasmid produces kanamycin resistant plants that overexpress the *Asg1* gene. Other promoters that can be used to drive asparaginase expression in potato tubers can be selected from the group consisting of patatin promoters, cold-inducible promoters, and flavonoid-3'-mono-oxygenase (Fmo) promoters. One Fmo promoter is shown in SEQ ID NO.: 13. This promoter is active in semi-mature and mature tubers but not in mini-tubers.

[0208] Instead of using *Asg1*, it is also possible to exploit other asparaginase genes. SEQ ID NO.: 14 shows the cDNA sequence of the alternative potato asparaginase *Asg2* gene. Other examples of asparaginase genes include the asparaginase gene of *E. coli* (accession number Z1051m; SEQ ID NO.: 31), *Agrobacterium* (accession Atu3044; SEQ ID NO.: 32), barley (accession AF308474; SEQ ID NO.: 33), and any gene encoding a protein with the motif pfam01112.12 (Marchler-Bauer et al., *Nucleic Acids Res* 33, D192-6, 2005).

[0209] The sequence of the asparaginase gene from wheat is shown in SEQ ID NO: 15. The predicted amino acid sequence is depicted in SEQ ID NO: 16.

[0210] For any asparaginase gene, there may be other asparaginase sequences having a high degree of sequence similarity. For example, a plant-derived asparaginase gene may be identified by searching databases such as those maintained by NCBI.

[0211] Following identification of a plant-derived asparaginase gene, gene-specific primers are designed for PCR-amplification of the asparaginase gene. PCR amplification is performed according to methods known in the art and then the PCR amplified asparaginase gene is cloned into a cloning vector.

[0212] The asparaginase is operably linked to a seed-specific promoter such as the wheat puroindoline gene promoter depicted in SEQ ID NO: 17. A transfer DNA comprising the resulting expression cassette is introduced using conventional transformation methods for the production of low-asparagine wheat. Flour derived from the wheat seed will accumulate less acrylamide during heating.



### Example 3

#### Overexpression of a glutamine synthetase

[0213] Overexpression of a glutamine synthetase gene will result in reduced levels of asparagine. Any sequence encoding a protein with glutamine synthetase activity can be operably linked to a promoter that is expressed in a desired plant organ such as a potato tuber. Potato contains three related glutamine synthetase genes, shown in SEQ ID NOs.: 28-30. A DNA segment comprising a fragment of each of these genes can be used to effectively down-regulate glutamine synthetase activity. For this purpose, at least one copy of the segment can be inserted between either two convergent promoters or a promoter and terminator. The resulting expression cassette can be introduced into the plant-of-interest by employing any transformation method. Transgenic plants producing low-asparagine plant organs can then be selected for. Heat processing of these plant organs will provide products that contain less acrylamide than products obtained from the corresponding. For instance, a processed transgenic tuber will yield French fries that contain lower acrylamide levels than French fries obtained from untransformed tubers. The result of glutamine synthetase overexpression on asparagine levels have been described in by Harrison and co-workers (Plant Physiology 133: 252-262, 2003). However, these authors could not have anticipated the unexpected consequences of reduced asparagine levels on a strongly decreased heat-induced accumulation of acrylamide.

[0214] Similarly, it is possible to downregulate the expression of an endogenous gene displaying nitrate reductase activity. For this purpose, at least one copy of part of the gene or promoter of a nitrate reductase gene can be expressed. Transgenic plants can be screened for nitrate reductase gene expression levels, and lines displaying reduced levels can subsequently be screened for reduced asparagine levels. It is also possible to silence a hexose kinase gene and increase aspartic acid levels while reducing asparagine levels. A correlation between overexpression of either the nitrate reductase and hexokinase genes with increased asparagine levels have been described previously (Roland et al., Annu Rev Plant Biol 57: 675-709, 2006; Szopa, Biochem Soc Trans 30: 405-410, 2002). However, the authors did not anticipate the opposite approach to eventually reduce acrylamide levels in foods.

[0215] Obviously, there are other strategies to modify asparagine levels in plants by altering the expression of genes that are directly or indirectly involved in the synthesis or metabolism of asparagine. Our results imply that any of these methods can be used to produce low-acrylamide foods.

#### **Example 4**

##### **Simultaneous down-regulated expression of starch degradation and asparagine biosynthesis genes**

[0216] This example demonstrates that the simultaneous down-regulated expression of genes involved in starch degradation and asparagine biosynthesis, respectively, in starchy tissues of a crop can lower acrylamide accumulation in a food obtained from heating these starchy tissues.

[0217] Transgenic plants producing tubers with low levels of reducing sugars and asparagine were generated in two steps. First, plants were transformed with the P-DNA of binary vector pSIM371. This P-DNA contains two copies of a polynucleotide comprising fragments of the PPO (SEQ ID NO.: 18), R1 (SEQ ID NO.: 19), and pH<sub>L</sub> (SEQ ID NO.: 20) gene, inserted as inverted repeat between the Gbss promoter and Ubi3 terminator.

[0218] An *Agrobacterium* strain carrying both pSIM371 and the LifeSupport vector pSIM368, which contains expression cassettes for both the *nptII* and *codA* genes inserted between T-DNA borders, was used to infect 21,900 potato stem explants. After a two-day co-cultivation period, the infected explants were subjected for five days to kanamycin to select for transient *nptII* gene expression. To prevent the proliferation of cells containing stably integrated T-DNAs, explants were subsequently transferred to media containing 5-fluorocytosine (5FC). This chemical is converted into toxic 5-fluorouracil (5FU) by the *codA* gene product (Perera et al., 1993). A total of 3,822 shoots that survived the double selection were genotyped for presence of the P-DNA and absence of any foreign DNA from either T-DNA or plasmid backbone. This analysis identified 256 all-native DNA (intragenic) shoots that were allowed to root, planted into soil, and grown for six weeks in growth chambers. To screen for PPO activity, a catechol solution was pipetted onto the cut surfaces of harvested ~2-cM mini-tubers. Forty-eight lined that were inhibited in catechol-induced tuber browning were grown in the greenhouse for three months to

produce semi-mature tubers that were biochemically assessed for residual levels of PPO activity. This analysis demonstrated that employment of the PPO gene silencing construct lowered PPO activity by about 90%. Both the 48 intragenic lines and untransformed Ranger Russet and Russet Burbank control plants were subsequently propagated and grown in the field in Idaho, Aberdeen.

[0219] The mature tubers of all intragenic and control lines were analyzed for glucose levels after three and six-month of cold-storage. Most lines (43) displayed a greater reduction in cold-induced sweetening (~60%) than obtained with control lines that had been silenced for only one of the starch-associated genes. French fries derived from the silenced tubers of plants 371-28 and 371-38 contained less than a third of the neurotoxin acrylamide that accumulated in control fries (**Table 4**). Such a reduction was anticipated because acrylamide is largely derived from heat-induced reactions between the carbonyl group of reducing sugars and asparagine (Mottram et al., 2002; Stadler et al., 2002).

[0220] The sensory characteristics of modified French fries were evaluated by a panel of eight professionally trained individuals. French fries derived from tubers of the modified Ranger Russet displayed a better visual appearance than fries from either Ranger Russet or Russet Burbank. Furthermore, the intragenic fries displayed a significantly better overall aroma as sensed by the olfactory epithelium which is located in the roof of the nasal cavity. A similar trend was observed for tubers that had been stored for ten weeks at 4°C. In fact, the cold-stored intragenic lines 371-28, 30, 38, and 68 still met or exceeded the sensory attributes of fresh untransformed varieties.

[0221] One low sugar potato line was retransformed with pSIM1148. Compared to French fries from the original pSIM1148 plants, fries from the kanamycin resistant double transformants will generally display further reduced levels of acrylamide. Thus, the double transformants produce tubers that can be used to obtain fries that (i) contain reduced levels of acrylamide and (ii) display enhanced sensory characteristics.

**Example 5****All-native DNA transformation methods to reduce both asparagine levels and cold-induced sweetening in potato tubers**

[0222] This example describes the employment of all-native DNA transformation methods to reduce both asparagine levels and cold-induced sweetening in potato tubers. Processed foods obtained from these tubers will contain reduced levels of acrylamide.

[0223] The transfer DNA used for transformation contains two expression cassettes inserted between potato-derived border regions is shown in SEQ ID NO.: 23 (**Figure 2**). The first cassette comprises two copies of a DNA segment comprising promoter fragments of the Ppo (SEQ ID NO.: 24), PhL (SEQ ID NO.: 25), and R1 (SEQ ID NO.: 26) gene, inserted as inverted repeat between a functionally active promoter of the Agp gene and the terminator of the ubiquitin-3 gene. The second cassette comprises two copies of a DNA segment comprising fragments of the Ast1, Ast2, and Ppo (SEQ ID NO.: 27) genes inserted as inverted repeat between two functionally active and convergently-oriented promoters of the Gbss gene.

[0224] A plasmid containing both the transfer DNA and an expression cassette for the *Agrobacterium* isopentenyl transferase (*ipt*) gene is introduced into *Agrobacterium* LBA4404, and the resulting strain is used to transform potato varieties such as Ranger Russet and Atlantic by employing marker-free transformation methods (see: Craig Richael, "Generation of marker-free and backbone-free transgenic plants using a single binary approach, Provisional Patent application 60/765,177, which is incorporated herein by reference). Transformed plants that do not display a cytokine phenotype, as typified by stunted growth and an inability to root, are allowed to produce tubers. Tubers of some of the lines will display low levels of Ppo enzyme activity, as can be tested for by pipetting 0.5 mL of 50 mM catechol onto freshly cut tuber surfaces. Levels of Ppo enzyme activity can be more accurately determined by mixing pulverized tubers (1 gram) for 1 hour in 50 mM 3-(N-morpholino) propane-sulfonic acid buffer at pH 6.5 (5 mL). After precipitation of the solid fraction, the change of OD410 can be determined over time. The lines of tubers that contain less than 25% of Ppo enzyme activities will be further tested by incubating tubers at about 4°C. After at least one month, glucose levels can be

determined by, for instance, using the glucose oxidase/peroxidase reagent (Megazyme, Ireland). The lines of tubers that both display >75% reduced ppo activity levels and >50% reduced cold-induced sweetening can be analyzed for free asparagine levels. If free asparagine levels are reduced by about >50%, tubers can be processed and analyzed for acrylamide levels. Transformed lines that do contain low asparagine levels, in addition to the low Ppo and low cold-induced sweetening, can be considered for bulk-up and commercial production. French fries derived from tubers of the preferred lines contain less reducing sugars, thus making it possible to reduce blanch time and preserve the original potato taste. Furthermore, their visual appeal is enhanced by the absence of sugar ends and black spot bruise. French fries also have a better aroma and accumulate reduced levels of acrylamide, as can be determined by sensory panels trained to rate fries for sensory characteristics.

### **Example 6**

### **TILLING**

[0225] Genes involved in the biosynthesis of asparagine, such as asparagine synthetase, can also be down-regulated in their expression by mutating them. One method to accomplish this goal is designated as 'Targeting Induced Local Lesions IN Genomes' (TILLING). This method combines the efficiency of ethyl methanesulfonate (EMS)-induced mutagenesis with the ability of denaturing high-performance liquid chromatography (DHPLC) to detect base pair changes by heteroduplex analysis. The method generates a wide range of mutant alleles, is fast and automatable, and is applicable to any organism that can be chemically mutagenized. In the basic TILLING method, seeds are mutagenized by treatment with EMS. The resulting M1 plants are self-fertilized, and the M2 generation of individuals is used to prepare DNA samples for mutational screening while their seeds are inventoried. DNA samples are pooled, and pools are arrayed on microtiter plates and subjected to gene-specific PCR (McCallum et al., Nat Biotechnol 18: 455-457).

[0226] There are various alternatives to TILLING. For instance, it is possible to employ different types of mutagen such as fast neutrons or diepoxybutane (DEB). All these methods can be linked to reverse genetics platforms that allow the screening and isolation of mutants for pre-selected genes. Methods have been described in detail in,

for instance Wang et al., Floriculture, Ornamental and Plant Biotechnology, Volume I, 2006, Global Science Books.

[0227] Furthermore, it is possible to simply screen available germplasm for a low-asparagine phenotype. Thus, molecular plant breeding, mutation breeding, and line selection all provide methods that make it possible to obtain 'low asparagine' varieties.

#### **Example 7**

##### **Reducing asparagine levels**

[0228] Asparagine levels can also be reduced by modifying grower practices. For instance, the asparagine synthetase gene is suppressed by carbon (Koch KE. Carbohydrate-modulated gene expression in plants. *Annu Rev Plant Physiol Plant Mol Biol* 47:509-540, 1996). It is also possible to reduce asparagine accumulation by reducing the nitrogen/sulfur ratio in soil. The relatively low nitrogen levels will result in reduced concentrations of N-rich compounds and an increase in S-containing metabolites such as cysteine, glutathione, and S-adenosylmethionine. Thus, soils that contain relatively high C, high S, and low N can be used to produce foods with relatively low asparagine.

## TABLES

[0229] **Table 1.** Asparagine levels in tubers of three month-old greenhouse-grown potato lines.

<i>Line</i>	<i>Asparagine level (mg/100 g)</i>
Untransformed Ranger Russet - 1	150
Untransformed Ranger Russet - 2	130
Untransformed Ranger Russet - 3	100
Untransformed Russet Burbank - 1	230
Untransformed Russet Burbank - 2	210
Transgenic kanamycin resistant control -1	200
Transgenic kanamycin resistant control -2	220
Transgenic kanamycin resistant control -3	110
Transgenic kanamycin resistant control -4	200
Transgenic kanamycin resistant control -5	130
Transgenic line 1148-1	160
Transgenic line 1148-3	90
Transgenic line 1148-4	70
Transgenic line 1148-5	150
Transgenic line 1148-6	80
Transgenic line 1148-7	70
Transgenic line 1148-8	80
Transgenic line 1148-10	110
Transgenic line 1148-11	160
Transgenic line 1148-13	80
Transgenic line 1148-14	210
Transgenic line 1148-15	110
Transgenic line 1148-17	50
Transgenic line 1148-18	90
Transgenic line 1148-19	80
Transgenic line 1148-21	60
Transgenic line 1148-22	170
Transgenic line 1148-23	80
Transgenic line 1148-24	80
Transgenic line 1148-25	90
Transgenic line 1148-26	80
Transgenic line 1148-28	310

[0230] **Table 2.** Acrylamide levels in French fries obtained from tubers of three month-old greenhouse-grown potato lines. Levels were determined according to the united States Food and Drug administration, Center for Food Safety and Applied Nutrition Office of the Plant & Dairy Foods and Beverages, "Detection and Quantitation of Acrylamide in Foods" (2002).

<i>Line</i>	<i>Acrylamide level (parts per billion)</i>
Untransformed Ranger Russet - 2	126
Transgenic kanamycin resistant control -1	127
Transgenic line 1148-7	46.6
Transgenic line 1148-17	<20.0
Transgenic line 1148-19	<20.0
Transgenic line 1148-21	38.6
Transgenic line 1148-24	23.1



[0231] **Table 3.** Expression levels of the Asparaginase-1 gene in potato tubers of six week-old growth chamber-grown potato lines as determined by quantitative real time RT-PCR.

<i>Line</i>	<i>Relative Expression</i>	<i>Standard Error</i>
Transgenic kanamycin resistant control -1	22.4	8.8
Transgenic kanamycin resistant control -2	8.9	4.2
Transgenic kanamycin resistant control -3	23.7	4.2
Transgenic kanamycin resistant control -4	27.5	3.4
Untransformed Ranger Russet - 1	22.4	8.8
Transgenic line 658-1	101.6	13.4
Transgenic line 658-2	58.8	8.1
Transgenic line 658-3	912.9	57
Transgenic line 658-4	165.9	52.1
Transgenic line 658-5	75.8	6.3
Transgenic line 658-7	101.2	10.7
Transgenic line 658-8	289.3	59.6
Transgenic line 658-9	99.0	9.8
Transgenic line 658-11	92.1	8.2
Transgenic line 658-12	85.9	29.2
Transgenic line 658-14	390.2	5.0
Transgenic line 658-15	57.9	8.0
Transgenic line 658-16	8.4	1.7
Transgenic line 658-17	64.7	4.2
Transgenic line 658-18	112.1	21.8
Transgenic line 658-19	196.7	46.6
Transgenic line 658-20	101.9	31.2
Transgenic line 658-21	58.3	3.7
Transgenic line 658-22	81.4	20.5
Transgenic line 658-23	85.7	17.8
Transgenic line 658-24	281.0	63.7

Transgenic line 658-25	229.0	67.1
Transgenic line 658-26	110.7	16.2
Transgenic line 658-27	220.3	66.9
Transgenic line 658-28	151.1	17.5

[0232] **Table 4.** Acrylamide levels in French fries obtained from tubers of three month-old greenhouse-grown potato lines.

<i>Line</i>	<i>Acrylamide level (parts per billion)</i>
Untransformed Ranger Russet - 1	1150
Untransformed Ranger Russet - 2	1200
Untransformed Russet Burbank - 1	958
Untransformed Russet Burbank - 2	1230
Intragenic line 371-28-1	211
Intragenic line 371-28-2	281
Intragenic line 371-38-1	152
Intragenic line 371-38-2	184

**WHAT IS CLAIMED IS**

1. A method for reducing the acrylamide content in a heat-processed plant product, comprising reducing asparagine levels in the plant that is used to produce the product.
2. The method of claim 1, wherein the step of reducing asparagine levels comprises expressing a first polynucleotide in the plant, wherein the polynucleotide comprises the complete or partial sequence of at least one of (i) a gene, or the promoter of a gene, that is involved in asparagine biosynthesis and (b) a gene involved in asparagine metabolism.
3. The method of claim 2, wherein the first polynucleotide comprises at least one of (a) the complete or partial sense and/or antisense sequence from a gene or promoter of that gene selected from the group consisting of (i) asparagine synthetase genes, (ii) nitrate reductase genes, and (iii) hexokinase genes, wherein expression of the complete or partial sequence downregulates the mRNA levels of the endogenous copy of that gene, and (b) the complete or partial sequence of a gene selected from the group of genes consisting of (i) asparaginase genes and (ii) glutamine synthetase genes, wherein the sequence is overexpressed to upregulate total mRNA levels of that gene.
4. The method of claim 3, wherein the first polynucleotide comprises at least part of an asparagine synthetase gene and comprises a sequence that displays at least 70% identity to at least part of the sequence depicted in SEQ ID NOs: 1 or 2.
5. The method of claim 3, wherein the first polynucleotide comprises a functionally-active asparaginase gene and comprises a sequence that displays at least 70% identity to the sequence depicted in SEQ ID NOs: 9, 14, or 31-33.
6. The method of claim 2, wherein the first polynucleotide is operably linked to at least one tissue-specific plant promoter.
7. The method of claim 6, wherein the promoter is a tuber-specific or seed-specific promoter.

8. The method of claim 7, wherein the promoter is at least 70% identical to at least part of a potato granule bound starch synthase promoter, a potato ADP-glucose pyrophosphorylase gene promoter, a potato patatin promoter, a potato flavonoid 3'-monooxygenase gene promoter, or a wheat puroindole gene promoter.
9. The method of claim 8, wherein the potato granule bound starch synthase promoter comprises at least part of the sequence depicted in SEQ ID NO: 8.
10. The method of claim 8, wherein the potato ADP-glucose pyrophosphorylase gene promoter comprises at least part of the sequence depicted in SEQ ID NO: 7.
11. The method of claim 8, wherein the patatin gene promoter comprises at least part of the sequence depicted in SEQ ID NO: 22.
12. The method of claim 8, wherein the flavonoid monooxygenase gene promoter comprises at least part of the sequence upstream from the sequence depicted in SEQ ID NO: 13.
13. The method of claim 3, wherein the first polynucleotide comprises at least one copy of a sense and/or antisense fragment of an asparagine biosynthetic gene, and is expressed to down-regulate total asparagine synthetase mRNA levels in the tissues of a plant that are used to produce a heat-processed food product.
14. The method of claim 13, wherein the first polynucleotide is operably linked to a promoter at its 5'-end and is operably linked to a promoter at its 3'-end.
15. The method of claim 2, further comprising expressing a second polynucleotide that comprises at least one of (i) at least one copy, in the sense and/or antisense orientation of a gene selected from the group consisting of an R1 gene and a phosphorylase L gene.
16. The method of claim 15, wherein the first and second polynucleotide are positioned within a transfer DNA and comprise a sequence that shares at least 70% identity with the sequence shown in SEQ ID NO.: 23.

17. The method of claim 1, wherein the plant is a tuber-bearing plant.
18. A heat-processed product that is obtained from the tissues of a transgenic plant that comprise a first polynucleotide comprising the complete or partial sequence of a gene that is involved in asparagine biosynthesis or asparagine metabolism, wherein the product has a lower concentration of acrylamide than a heat-processed product that is made from the corresponding tissues of an otherwise identical non-transgenic plant.
19. The heat-processed product of claim 18, wherein the product made from the transgenic plant has improved sensory characteristics compared to an equivalent product made from a wild-type tuber.
20. The heat-processed product of claim 18, wherein the transgenic plant is a tuber-bearing plant.
21. The heat-processed product of claim 20, wherein the product of the tuber-bearing plant is a French fry, chip, crisp, potato, or baked potato.
22. The heat-processed product of claim 18, wherein the cells of the transgenic plant further comprise a second polynucleotide that comprises at least one of (i) a sense and/or antisense sequences corresponding to an R1 gene or gene fragment and (ii) a sense and/or antisense sequences corresponding to a phosphorylase L gene or gene fragment.
23. The heat-processed product of claim 18, wherein the product has a concentration of acrylamide that is at least about 20%, at least about 25%, at least about 30%, at least about 35%, at least about 40%, at least about 45%, at least about 50%, by at least about 60%, by at least about 70%, by at least about 80%, by at least about 90% lower than the concentration of acrylamide in the heat-processed product of the non-transgenic plant
24. A plant, comprising in its genome a first polynucleotide that comprises the complete or partial sequence of a gene is involved in asparagine biosynthesis or asparagine metabolism.
25. The plant of claim 24, wherein said plant is tuber-bearing.

26. The plant of claim 25, wherein the tuber-bearing plant is a potato plant.
27. The plant of claim 24, further comprising in its genome a second polynucleotide that comprises at least one of (i) a sense and/or antisense sequences corresponding to an R1 gene or gene fragment and (ii) a sense and/or antisense sequences corresponding to a phosphorylase L gene or gene fragment
28. An isolated polynucleotide sequence comprising a nucleic acid sequence that codes for a polypeptide that is capable of reducing acrylamide levels in a plant.
29. The isolated polynucleotide of claim 28, wherein said nucleic acid sequence is selected from the group consisting of SEQ ID NO: 1, 2, 9, 10, 14, 15, and 28-35, or a variant, fragment, complement, or reverse complement thereof and said nucleic acid encodes a polypeptide having asparaginase activity.
30. The isolated polynucleotide of claim 29, wherein said variant has a sequence identity that is greater than or equal to 99%, 98%, 97%, 96%, 95%, 94%, 93%, 92%, 91%, 90%, 89%, 88%, 87%, 86%, 85%, 84%, 83%, 82%, 81%, 80%, 79%, 78%, 77%, 76%, 75%, 74%, 73%, 72%, 71%, 70%, 69%, 68%, 67%, 66%, 65%, 64%, 63%, 62%, 61%, or 60% in sequence to any one of SEQ ID NOs: 1, 2, 17, 20, 21.
31. A method for producing an edible plant product from a plant tissue with reduced asparagine, comprising (1) increasing the level of asparaginase in the plant tissue or (2) decreasing the level of asparagine synthetase in the plant tissue.
32. The method of claim 31, wherein the step of increasing the level of asparaginase in the plant cell comprises expressing an asparaginase gene in the cell.
33. The method of claim 31, wherein the step of decreasing the level of asparagine synthetase in the plant cell comprises expressing in the plant cell a polynucleotide that comprises at least one fragment, in the sense and/or antisense orientation, of (i) an R1 gene, (ii) a phosphorylase L gene, and (iii) an asparagine synthetase gene.

34. The method of claim 31, wherein the edible plant product is a tuber, French fry, chip, crisp, baked potato, or dehydrated potato.

35. The method of claim 31, wherein the edible plant product has a lower level of acrylamide after the product is heated compared to the level of acrylamide in a plant product in which the level of asparaginase has not been increased or the level of asparagine synthetase has not been decreased.

36. A method for producing an edible plant product with low levels of acrylamide, comprising (i) downregulating the expression of a asparagine biosynthetic gene and/or upregulating the expression of a gene involved in asparagine metabolism gene, and (ii) downregulating the expression or activity of at least one of (a) the R1 gene and (b) the phosphorylase L gene in the tissue of a plant that produces a vegetable, seed, or fruit from which the product is made.

37. The method of claim 36, wherein the step of downregulating the R1 gene, phosphorylase L gene, and asparagine biosynthetic gene comprises expressing in the plant cell, in the sense and/or antisense orientation, at least one fragment of (i) an R1 gene, (ii) a phosphorylase L gene, and (iii) an asparagine synthetase gene.

38. The method of claim 36, wherein the edible plant product is a tuber, French fry, chip, crisp, or baked potato.

39. The method of claim 36, wherein the edible plant product has a lower level of acrylamide after the product is heated compared to the level of acrylamide in a plant product of a non-transgenic plant.

40. A method for producing an edible transgenic plant product that has a lower acrylamide level after it is heated than the acrylamide level of an equivalently heated product from a non-transgenic plant, comprising reducing asparagine levels in the transgenic plant by altering the expression level of a gene involved in asparagine biosynthesis or asparagine metabolism in the plant.

41. The method of claim 40, wherein asparagine levels are reduced by expressing at least one copy, in the sense and/or antisense orientation, of the complete



or partial sequence from an asparagine synthetase gene, nitrate reductase gene, or hexokinase gene.

42. The method of claim 41, wherein asparagine levels are reduced by expressing the complete or functionally-active partial sequence from an asparaginase gene or a glutamine synthetase gene in the plant.

43. A method for over-expressing a gene in a potato tuber by operably linking that gene to a sequence that displays at least 70% identity with at least part of the sequence shown in SEQ ID NO.: 13.

44. The method of claim 1, wherein the asparagine levels are reduced in the starchy tissues of the plant.

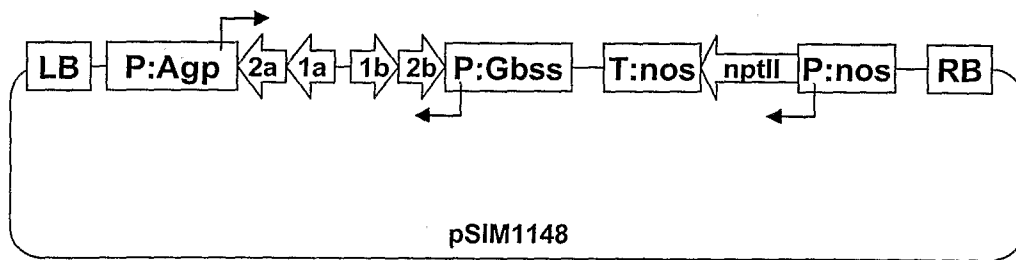
45. The method of claim 36, wherein the edible plant product has improved sensory characteristics compared to an equivalent product that is not so modified.

46. The method of claim 45, wherein the edible plant product has at least one improved sensory characteristic selected from the group consisting of appearance, flavor, aroma, and texture.

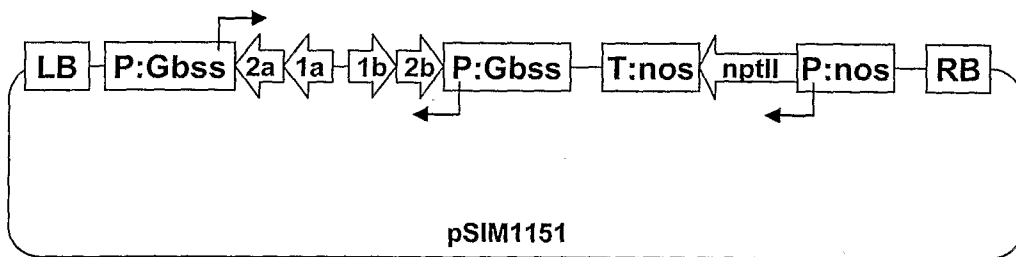
1 / 2

Figure 1

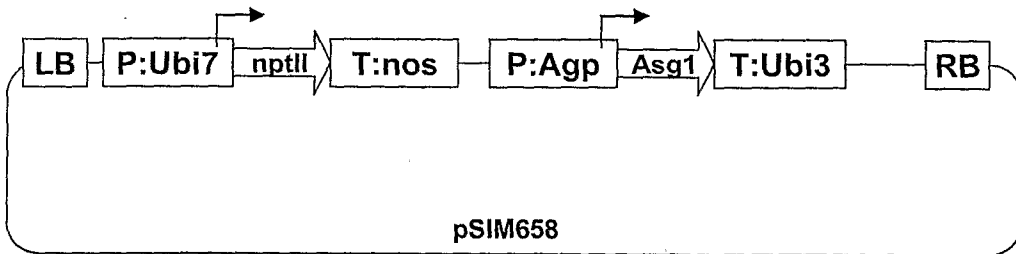
A



B

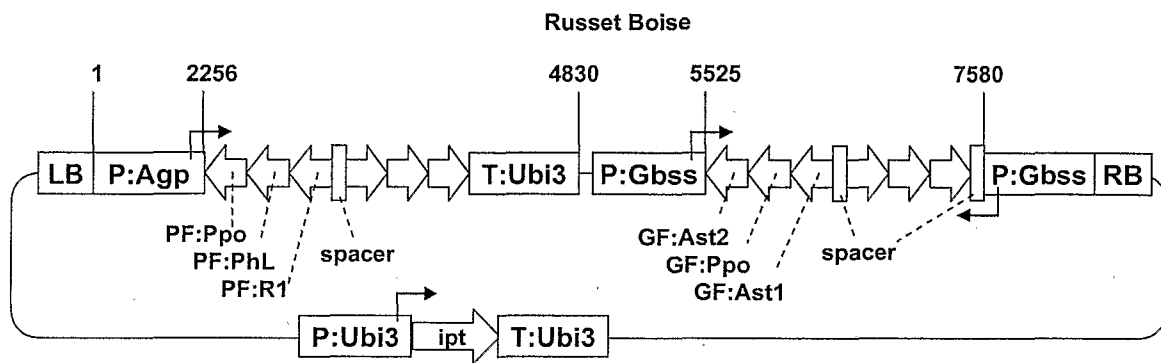


C



2 / 2

Figure 2



## SEQUENCES

SEQ ID NO: 1 (asparagine synthetase 1)

ATGTGTGGAATTTTGGCTTTGTTGGGTTGTTTCGGATGATTCTCAGGCTAAAAGGGTTCGAGTTCCTTGAG  
CTTTCTCGCAGGTTGAAGCATCGTGGACCGGATTGGAGTGGAATATTTCAATATGGTGATTTTTACTTG  
GCACATCAACGTCTAGCAATTATCGACCCTGCTTCTGGTGATCAACCTCTGTTTAAATGAAGACAAAAAG  
ATTGTTGTTACTGTTAATGGAGAGATCTACAATCATGAAAAACTTCGAAAACTTATGCCTAATCACAAG  
TTTAGGACTGGAAGTGATTGTGATGTTATTGCTCATCTTTATGAAGAATATGGAGAAAATTTTGTGAC  
ATGCTGGATGGAGTGTTCTCTTTTGTATTATTGGATACTCGCGATAATAGCTTTCTTGCTGCTCGTGAT  
GCCATCGGAATTACACCCCTCTATATTGGTTGGGGACTTGATGGCTCTGTGTGGATATCATCTGAGCTG  
AAGGGCTTGAATGATGATTGTGAACATTTTGAAGTTTCCCTCCGGGGCACTTGTACTCTAGCAAGAAC  
GGAGGGCTTAGGAGATGGTACAATCCCGCTTGGTTCTCTGAAGCAATTCCTTCCACTCCTTATGACACT  
TTGGTTCTGAGGCGTGCTTCGAAAATGCTGTTATCAAACGGTTGATGACTGATGTCCCTTTGGCGTT  
CTGCTCTCGGGGGGACTTGATTGCTCTTTGGTTGCTTCTGTCACTGACTCGATACTTGGCTGGAACAAA  
AGCTGCAAGCAATGGGGAGCACAACTTCATTCTCTGTGTTGGTCTCGAGGGCTCACCAGATCTCAAG  
GCTGCAAAAGAAGTTGCTGACTTTTTAGGAACCGTTCACCATGAGTTTCACTTTACTGTTTCAAGACGGT  
ATTGATGCTATTGAAGATGTTATATATCATATCGAGACGTATGATGTAACAACAATAAGAGCCAGCACT  
CCTATGTTCTTATGTGCGTAAGATTAAATCACTAGGAGTGAAGATGGTCATATCAGGGGAAGGCGCT  
GACGAAATTTTGGTGTTACTTGTACTTCCACAAGGCTCCCAACAAGGAAGAGTTCCACACGGAAACA  
TGTCGCAAGATAAAAGCGCTTCACCAGTATGACTGTTTAAAGAGCAAACAAGGCTACATCCGCGTGGGGC  
TTAGAAGCTAGAGTACCATTTCTGGATAAAGAGTTCATCGATGTTGCCATGAGTATCGATCCCGAATGG  
AAGATGATTAAGCATGATCAAGGAAGGATTGAGAAGTGGGTCTTTAGGAAGGCGTTTGATGATGAGGAG  
CAACCGTACCTTCCAAAGCATATTCTGTACAGACAGAAAGAACAATTCAGCGATGGCGTAGGCTATAGT  
TGGATCGATGGCCTCAAAGCACATGCTGAACAACATGTGACTGATAGGATGATGCTTAATGCTGCTCAT  
ATCTTCCCACATAACACTCCGACTACAAAGGAAGGATACTATTACAGAATGATTTTCGAGAGGTTCTTC  
CCACAGAACTCAGCAAGCCTGACCGTTCTTGGAGGACCGAGTATAGCTTGCGAGCACGGCAAAAGCAATT  
GAGTGGGATGCTTCTTGGTCGAACAACCTTGATCCTTCCGGTAGGGCTGCTATCGGTGTACATAACTCT  
GCTTATGACAATCATCTATCTAGTGTTGCTAATGGGAATTTGGACACCCCGATCATCAATAATGTGCCA  
AAGATGGTAGGCGTGGGCGTGGCTGCAGAGCTCACAATAAGGAGCTAA

SEQ ID NO: 2 (asparagine synthetase 2)

CACTTTTCTCCATTTTCAAGAAGCGAGAAAAAGTTGCGAGCAATGTGTGGAATACTTGCAATTTTCG  
GTTGCACTGATAATTCTCATGCCAAGCGTTCAAGAATCATCGAACTATCAAGAAGGTTGCGCCATAGAG  
GACCTGATTGGAGTGGATTGCATAGCCATGAGGACTGTTATCTTGCTCATCAACGATTGGCAATAGTAG  
ACCCAACTTCAGGAGATCAGCCGCTGTATAATGAGGACAAGACCATTTGTTGTTGCGGTAAATGGAGAGA  
TCTACAACCATAAGGAATTACGGGAGAACTGAAGTCTCATCAGTTTCGAAC TGAAAGTGATTGTGAAG  
TTATTGCCCATCTTTATGAAGAATATGGAGAAACTTCATTGACATGTTGGATGGGATGTTCTCTTTTG  
TTCTTCTTGATACCCGGGATAAAAGTTTCATCGCTGCTCGGGATGCCATTGGCATTACACCCCTTTATA  
TGGGGTGGGGTCTTGATGGCTCCATATGGTTTTCTCAGAGATGAAAGCCTTAAGTGATGATTGTGAAC  
GATTTGTTAGCTTCTTCCCGGTCATATTTATTCAAGCAAAAAATGGAGGACTTAGAAGATGGTACAACC

CACCATGGTTTTTCGGAAACCATTCCTTCTACACCATATGATCCCCTTGCTTACGGAAGGCTTTTGAGA  
AGGCTGTAGTTAAGAGACTCATGACGGATGTACCATTGGTGTGCTTCTCTCAGGCGGACTGGATTCTT  
CACTTGTTGCTGCAGTGGCTAACCGTTATTTGGCTGATACAGAAGCCGGTCGACAATGGGGATCACAGT  
TGCATACATTTTGCCTAGGCTTGAAGGGTCTCCTGATCTGAAAGCTGCCAGAGAGGT

SEQ ID NO: 3 (Ast1 fragment)

TCACAAGTTTAGGACTGGAAGTGATTGTGATGTTATTGCTCATCTTTATGAAGAATATGGAGAAAATTT  
TGTTGACATGCTGGATGGAGTGTCTCTTTTGTATTATTGGATACTCGCGATAATAGCTTTCTTGCTGC  
TCGTGATGCCATCGGAATTACACCCCTCTATATTGGTTGGGGACTTGATGGCTCTGTGTGGATATCATC  
TGAGCTGAAGGGCTTGAATGATGATTGTGAACATTTTGAAGTTTTCCCTCCGGGGCACCTGTACTCTAG  
CAAGAACGGAGGGCTTAGGAGATGGTACAATCCCGCTTGGTTCTCTGAAGCAATTCCTTCCACTCCTTA  
TGA

SEQ ID NO: 4 (Ast2 fragment)

TCATCAGTTTCGAACTGAAAGTGATTGTGAAGTTATTGCCCATCTTTATGAAGAATATGGAGAAACTT  
CATTGACATGTTGGATGGGATGTTCTCTTTTGTCTCTTGTATACCCGGGATAAAAGTTTCATCGCTGC  
TCGGGATGCCATTGGCATTACACCCCTTTATATGGGGTGGGGTCTTGATGGCTCCATATGGTTTTCTC  
AGAGATGAAAGCCTTAAGTGATGATTGTGAACGATTTGTTAGCTTCCTTCCCGGTCATATTTATTCAAG  
CAAAATGGAGGACTTAGAAGATGGTACAACCCACCATGGTTTTTCGGAAACCATTCCTTCTACACCATA  
TGA

SEQ ID NO: 5

TCATATGGTGTAGAAGGAATGGTTTTCCGAAAACCATGGTGGGTGTACCATCTTCTAAGTCCTCCATTT  
TTGCTTGAATAAATATGACCGGAAGGAAGCTAACAAATCGTTCACAATCATCACTTAAGGCTTTCATC  
TCTGAGGAAAACCATATGGAGCCATCAAGACCCACCCCATATAAAGGGGTGTAATGCCAATGGCATCC  
CGAGCAGCGATGAACTTTTATCCCGGTATCAAGAAGAACAAAAGAGAACATCCCATCCAACATGTCA  
ATGAAGTTTTCTCCATATTCTTCATAAAGATGGGCAATAACTTCACAATCACTTTCAGTTCGAAACTGA  
TGAGAATTGAACTCTTTATCCAGAAATGGTACTCTAGCTTCTAAGCCCCACGCGGATGTAGCCTTGTT  
TGCTCTTAAACAGTCATACTGGTGAAGCGCTTTTATCTTGCGACATGTTTCCGTGTGGAACCTTTCCTT  
GTTTGGAGCCTTGTGGAAGTACAAGTAGCCACCAAAATTTGCTCAGCACCTTCCCCTGATATGACCAT  
CTTCACTCCTAGTGATTTAATCTTACGTGACATAAGGAACATAGGAGTGCTGGCTCTTATTGTTGTTAC  
ATCATACGTCTCGATATGATATATAACATCTTCAATAGCATCAATCCCGTCTGAAACAGTAAAGTGAAA  
CTCGTGGTGAACGGTTCCTAAAAAGTCAGCAACTTCTTTTGCAGCCTTGAGATCTGGTGAGCCCTCGAG  
A

SEQ ID NO: 6

CTGCAGGTGTATGGGTGATCCTTCTCTTATTATACCGACTAAAGACATTGGTATTAAGGATATCTTATC  
TTTTGAGGAGATTCCCGTTCAGATTCTGGAGCGTCAGGTTGCAAGTTGAGAACCAATGAGGTAACATC  
AGTCAAGGTCTTATGGAGGAATCAGCCGCGG

SEQ ID NO: 7 (P:Agp)

CAAGTGTCTGAGACAACCAAACTGAAAGTGGGAAACCAACTCTAAGTCAAAGACTTTATATACAAAA  
TGGTATAAATATAATTATTTAATTTACTATCGGGTTATCGATTAAACCCGTTAAGAAAAAACTTCAAACC  
GTTAAGAACCATAACCCGATAACAAAAAAATCTAAATCGTTATCAAACCGCTAAACTAATAACCCA  
ATATTGATAAACCAATAACTTTTTTTATTCGGGTTATCGGTTTCAGTTCTGTTTGAACAATCCTAGTG  
TCCTAATTATTTGTTTGGAGAACCAAGAAAAACAAAACTTACGTCGCAAATATTTTCAAGTAAATACTTGTA  
TATCTCAGTGATAATTGATTTCACATGTATAATTATCATTTACGTAATAATAGATGGTTTCCGAAAC  
TTACGCTTCCCTTTTCTTTTGCAGTCGTATGGAATAAAAGTTGGATATGGAGGCATTCCTCGGCGCTT  
CAGGTGGAAGAGACGGAGCTGCTTCACAAGGAGGGGGTTGTTGTACTTGAAAATGGGCATTTATTGTTT  
GCAAACCTATCATGTTCTATGGTTGTTTATTTGTAGTTTGGTGTCTTAATATCGAGTGTCTTTAGT  
TTGTTCTCTTTAATGAAAGGATAATATCTGTGCAAAAATAAGTAAATTCGGTACATAAAGACATTTTTT  
TTTGCATTTTCTGTTTATGGAGTTGTCAAATGTGAATTTATTTTATAGCATGTGAGTTTCTCTCCTTT  
TTCATGTGCCCTTGGGCTTGCATGTTTCTTGCAACCGCAGTGTGCCAGGGCTGTGCGCAGATGGACATA  
AATGGCACACCGCTCGGCTCGTGGAAGAGTATGGTCAGTTTCATTGATAAGTATTTACTCGTATTCGG  
TGTTTACATCAAGTTAATATGTTCAAACACATGTGATATCATACATCCATTAGTTAAGTATAAATGCCA  
ACTTTTTACTTGAATCGCCGAATAAATTTACTTACGTCCAATATTTAGTTTTGTGTGTCAAACATATCA  
TGCACTATTTGATTAAGAATAAATAAACGATGTGTAATTTGAAAACCAATTAGAAAAGAAGTATGACGG  
GATTGATGTTCTGTGAAATCACTGGTAAATTTGGACGGACGATGAAATTTGATCGTCCATTTAAGCATAG  
CAACATGGGTCTTTAGTCATCATCATTTATGTTATAATTATTTTCTTGAAACTTGATACACCAACTTTCA  
TTGGGAAAGTGACAGCATAGTATAAACTATAATATCAATTTCTGGCAATTTTGAATTTTCCAAATCTCT  
TTTGTCATTTTCAATTTCTCTCCCTATGTCTGCAAGTACCAATATTTAAGTACAAAAAATCTTGATTAAA  
CAATTTATTTTCTCACTAATAATCACATTTAATCATCAACGGTTCATACACGTCTGTCACTCTTTTTTT  
ATTCTCTCAAGCGCATGTGATCATACCAATTTATTTAAATACAAAAATCTTGATTAAACAATTCAGTTT  
CTCACTAATAATCACATTTAATCATCAACGGTTCATACACATCCGTCACTCTTTTTTTTATTCTCTCAAG  
CGCATGTGATCATACCAATTTATTTAAATACAAAAATCTTGATTAAACAATTCATTTTCTCACTAATAA  
TCACATTTAATCATCAACGGTTTATACACGTCCGCCACTCTTTTTTTTATTCTCTCAAGCGTATGTGATC  
ATATCTAACTCTCGTGCAACAAGTGAAATGACGTTCACTAATAAATAATCTTTTGAATACTTTGTTCA  
GTTTAATTTATTTAATTTGATAAGAATTTTTTTTATTATTGAATTTTTATTGTTTTAAATTAATAAAG  
TTAAATATATCAAAATATCTTTTAATTTTATTTTGAATAAACGTAGTTCAAACAAATTAAATTTGA  
GTAAGTGTTTTTTCGAAAAATAATGATTCTAATAGTATATTTCTTTTTTTCATCATTAGATATTTTTTTTAAAG  
CTAAGTACAAAAGTCATATTTCAATCCCCAAATAGCCTCAATCACAAGAAATGCTTAAATCCCCAAA  
TACCCTCAATCACAAGACGTGTGTACCAATCATACCTATGGTCCTCTCGTAAATTCGGACAAAATCAGG  
TCTATAAAGTTACCCTTGATATCAGTATTATAAACTAAAAATCTCAGCTGTAATTCAAGTGCAATCAC  
ACTCTACCACACACTCTCTAGTAGAGAGATCAGTTGATAACAAGCTTGTTAACG

SEQ ID NO: 8 (P:Gbss)

CGAACCATGCATCTCAATCTTAATACTAAAAATGCAACAAAATTCTAGTGAGGGACCAGTACCAGTA  
CATTAGATATTATCTTTTATTACTATAATAATATTTTAATTAACACGAGACATAGGAATGTCAAGTGGT  
AGCGGTAGGAGGGAGTTGGTTCAGTTTTTTAGATACTAGGAGACAGAACCGGAGGGGGCCATTGCAAGG  
CCCAAGTTGAAGTCCAGCCGTGAATCAACAAAGAGAGGGGCCATAATACTGTGCGATGAGCATTTCCTTA  
TAATACAGTGTCCACAGTTGCC'TCCGCTAAGGGATAGCCACCCGCTATTCTCTTGACACGTGTCACTG  
AAACCTGCTACAAATAAGGCAGGCACCTCCTCATTCTCACACTCACTCACTCACACAGCTCAACAAGTG  
GTAAC'TTTTACTCATCTCCTCCAATTATTTCTGATTTTCATGCATGTTTCCCTACATTCTATTATGAATC  
GTGTTATGGTGTATAAACGTTGTTTCATATCTCATCTCATCTATTCTGATTTTGATTCTCTTGCCCTACT  
GAATTTGACCCTACTGTAATCGGTGATAAATGTGAATGCTTCCTCTTCTTCTTCTTCTTCTCAGAAATC  
AATTTCTGTTTTGTTTTGTTTCATCTGTAGCTTGGTAGATTCCTCTTTTGTAGACCACACATCACG

SEQ ID NO: 9 (asparaginase-1)

ATGGGTTGGGCTATAGCGTTGCACGGTGGAGCTGGTGACATACCCAAGGATCTGCCGCCGGAGCTTCGT  
GAGCCCAGAGAAGCCTCTCTTCGCTATTGCTTACAGATTGGCGTCGATGCTATCAAGGCCCAAAAATCC  
CCTTTGGACGTTGTTGAACTCGTGGTATACTACTTACCAACTTTACCTATCATATCTTAAAGTATAGAA  
TGTAGGATTTTGCCTTGCATCTGTTCAATTTCTCATCAAGACTCGCGATGGATATCACTTGTTACCATG  
ATTAGAGGAAAAAATATGGGTTTGACTCATTTTCTCTCTCTCTCGTCAGGTTGTTTGGGGGAGGGATCT  
TTGTTTACTTGTTTTTCTATTAGTACTATGTTAGGATGACTAGTGTGTTGATTCTTATGATGAATAGCTT  
TTTATCTATGGCTTATGAAATAATTGACTTACTGGATGTCTAGTAATTTTATGGATCTACATGACATCA  
ACTATAAAAGCTTCTGCAAGTTGGAGTTCCTGATTTAAAGCTTCAAAAAGATTATAGAAACATGATCTC  
TCTATTTGATCCTCTGAGATTGAGTTGGAGTTTTTACCTCAATATTCAATAACATTCTCTTGATGTC  
TCCCTAAGTTGTCACCTCTCGCTAGCATGCAGGATGATACCTATTGTTAATTTTGTAAACCGTGCTCTTG  
CTCCCTGCTTTAGTTTTTCTTACAAACACATACTTCCACTACTTCAATTCGTGCAAGGGAAAGTGTCAT  
TCCATATATGTGCGTAGAAACGCTCCTGAAAACTTGGGTTCTCCGGGAGCCTTCCGTATAATGAGTTT  
TTTTTTATTTTACCTTTTACTGATATTGTGATAGCTTTTAACTGTCTTGGATCAAGCAGGTGCGGGAAC  
TAGAAAATAACCCATACTTCAATGCTGGTAGAGGCTCTGTCTTAACCAGCAATGGCACAGTAGAAATGG  
AAGCATGCATCATGGATGGGAATACGAAAACTGTGGAGCTGTTTCTGGCCTAACCACTGTTGTCAATG  
CTATATCTCTGGCTAGGCTGGTCATGGAAAACTCCACATATATATCTTGCAATTTGAGGGAGCGGAAG  
CATTTGCGAGGGAGCAGGTCTGTAAAAATTTCTAATTGTCTTCTCTCTTATGGACATGCCTGAAGAAA  
ACGTTAAGAAAGTTATTGAAGTACTCAATGCTGATGAATGATATCTTGTATCCGGAACTGGATGATGC  
AAAGACTTGACGGATTATTCTCTCTGTTAATACTGTTTAATTACAGTTCTAATTTCTGATGGTCTGTTT  
ATGGACTTCAAGCAGCTACCAGTTTCTCTAAGTTTTTCTGGTTAATTAATGTGACCTTTCTGGCATAGG  
TGACTAATTCATTTTAACTTACTATTAGTTAACTTCCCTCTGATAATATAACTCCCTAGTTGTATGATT  
GTATTATGTTCATTTTTCTAATCCTTTTTTACATAGAATCTATTTGATGAACTATGATGGTTCTGTTGT  
CAAGGGGGTTGAAACCACGGACTCAAGCCATTTTATCACGCCAAGAAATATCGAGAGACTAAAACAAGC  
AAAAGAAGCAAACAAAGTCCAGGTATATAACCTATCTCTTCATTGTTATATCTTTGTTGCAAGATAGC  
ATATTCATGCTTTTGGCCTTGATATTGATAGAAGTCCACTGTTTTCTTATTGTACTTGTTTTTATCTGA

CCTTTTGATTGTGAATTTTAAGAGCTTTGGTGTTTTGTTTTGGAAAGCATCAACAAAAATATTATCCA  
TTTGTACTTGGGTCTTCCTCTTGTGGCCTTCAAGTGAGTTTGGTTATGGCGTCGGCCTCAATAGCTTAA  
ATGTAGTCATGTGGCTATGTCTGTAACAGAGCTTTTGTAGTTCTATTCCCTTCTTGGCAACTCAGTCTCG  
TGATTCAAGGCTCAATTCTTCTGTAATTCTTAACATCGAGATGCTTTCTGCTTTGGTATTTTTGGTTAA  
CATTGCTGCTACCAATTTGCAGGTTGATTATAATACACGGCCTATACCAAAGATGACAAAACACCAGC  
TCCAAGTGGAGATAGTCAGCTTGGAACGGTTGGATGTGTAGCTGTTGACAGCTTTGGACATTTAGCTGC  
TGCTACATCTACTGGAGGACTAGTAAACAAGATGGTTGGAAGGATAGGAGATACTCCCATTTATTGGTGC  
AGGTACATATGCAACAAACTATGTGCAGTCTCTGCTACAGGCCAAGGTGAAGCTATAATCCGTGCGAC  
TGTAGCAAGAGATGTGGCTGCTCTAATGGAGTATAAAGGGCTTTCTCTCAAGGAAGCAGCAGACTACGT  
TATAGAGGAATCTGCGCCAAAAGGAACCACTGGCCTGATTGCTGTATCGGCCACTGGGGAAGTTAGCAT  
GCCATTTAATACAACCGGAATGTTTAGAGCTTGTGCAACTGAAGATGGTCACACAGAATTAGCAATTTG  
GTAACTTTTTCATTAGAATAGATTAG

SEQ ID NO: 10 (asparaginase-1 cDNA)

ATGGGTTGGGCTATAGCGTTGCACGGTGGAGCTGGTGACATACCCAAGGATCTGCCGCCGGAGCTTCGT  
GAGCCCAGAGAAGCCTCTCTTCGCTATTGCTTACAGATTGGCGTCGATGCTATCAAGGCCCAAAAATCC  
CCTTTGGACGTTGTTGAACTCGTGGTGCGGGAACTAGAAAATAACCCATACTTCAATGCTGGTAGAGGG  
TCTGTCTTAACCAGCAATGGCACAGTAGAAATGGAAGCATGCATCATGGATGGGAATACGAAAACTGT  
GGAGCTGTTTCTGGCCTAACCACTGTTGTCAATGCTATATCTCTGGCTAGGCTGGTCATGGAAAAACT  
CCACATATATATCTTGCATTTGAGGGAGCGGAAGCATTTCGAGGGAGCAGGGGGTTGAAACCACGGAC  
TCAAGCCATTTTATCACGCCAAGAAATATCGAGAGACTAAAACAAGCAAAAGAAGCAAAACAAAGTCCAG  
GTTGATTATAATACACGGCCTATACCAAAGATGACAAAACACCAGCTCCAAGTGGAGATAGTCAGCTT  
GGAACGGTTGGATGTGTAGCTGTTGACAGCTTTGGACATTTAGCTGCTGCTACATCTACTGGAGGACTA  
GTAAACAAGATGGTTGGAAGGATAGGAGATACTCCCATTTATTGGTGCAGGTACATATGCAACAACTA  
TGTGCAGTCTCTGCTACAGGCCAAGGTGAAGCTATAATCCGTGCGACTGTAGCAAGAGATGTGGCTGCT  
CTAATGGAGTATAAAGGGCTTTCTCTCAAGGAAGCAGCAGACTACGTTATAGAGGAATCTGCGCCAAA  
GGAACCACTGGCCTGATTGCTGTATCGGCCACTGGGGAAGTTAGCATGCCATTTAATACAACCGGAATG  
TTTAGAGCTTGTGCAACTGAAGATGGTCACACAGAATTAGCAATTTGGTAACTTTTCATTAGAATAGAT  
TAG

SEQ ID NO: 11 (asparaginase-1 protein)

MGWAIALHGGAGDIPKDLPELREPRESLRVCLQIGVDAIKAQKSPLDVVELVVRELENNPYFNAGRG  
SVLTSNGTVEMEACIMDGNTKNCGAVSGLTTVVNAISLARLVMEKTPHIYLA FEGAEAFAREQGVETTD  
SSHFITPRNIERLKQAKEANKVQVDYNTRPIPKDDKTPAPSGDSQLGTVGCVAVDSFGHLAAATSTGGL  
VNKMVGRIGDTPIIAGTYANKLCAVSATGQGEAIRATVARDVAALMEYKGLSLKEAADYVIEESAPK  
GTTGLIAVSATGEVSMFPNTTGMFRACATEDGHTELAIW

SEQ ID NO: 12 (ubiT)



TTGATTTTAAATGTTTAGCAAATGTCCTATCAGTTTTCTCTTTTGTGCGAACGGTAATTTAGAGTTTTTT  
TTGCTATATGGATTTTCGTTTTTGATGTATGTGACAACCCTCGGGATTGTTGATTTATTTCAAACTAA  
GAGTTTTTGCCTATTGTTCTCGTCTATTTTGGATATCAATCTTAGTTTTATATCTTTTCTAGTTCTCTA  
CGTGTTAAATGTTCAACACACTAGCAATTTGGCTGCAGCGTATGGATTATGGAACATCAAGTCTGTGG  
GATCGATAAATATGCTTCTCAGGAATTTGAGATTTTACAGTCTTTATGCTCATTGGGTTGAGTATAATA  
TAGTAAAAAATAGG

SEQ ID NO: 13 (P:Fmo)

CCTTAATTCTATACACTATTATTTCTCTTTTATTCTACATTTTCATTCTTAGCTTATTTTTTCGTAAAC  
GTTACCCAGTGCCACTACCACCCGGTCCAAAACCATGGCCAATAATCGGAAACATAGTCCAATTAGGTC  
CGAAGCCGCACCAGTCCACTGCATCAATGGCCCGAACTTACGGGCCACTCATGCACCTTCGCATGGGGT  
TCGTGGACGTGGTGGTTGCGGCCTCAGCTTCGGTGGCGGCTCAATTTTGA AAAATCATGACGCTAACT  
TCTCGAGCCGCCACCGAACTCTGGGGCGAAACACATGGCTTATAATTACCATGACCTTGTGTTTGCAC  
CTTACGGACCACGGTGGCGTATGCTAAGGAAAATTTGTTCTGTTTCATCTCTTTTCGGCTAAAGCTTTAG  
ATGACTTCCGCCATGTCCGACAGGAAGAAGTCAGAACACTTACGCGCGCCTTAGCAAATGCTGGCCAAA  
AGCCAATCAAATTAGGGCAGCTGTTGAACGTGTGCACCACGAATGCACTTGCGCGTGTGATGCTCGGGA  
AGCGGGTATTCGCCGACGGTACTAACGGTATCGATCCACAAGCGGAGGAGTTCAAGTTAATGGTGGTGG  
AGATGATGGTGCTCGCCGGCGTTTTTCACATCGGCGATTTTATTCGGCGCTTGATTGGATGGACATTCA  
AGGCGTAGCAGGAAAAATGAAGAACTCCACGCGCGTTTCGACGCGTTCTTAACCACGATCCTCGAAGA  
ACACAAGGGAAAGCGAGTTGGAGAATCGAAGGAGCAGGGGGATTTGTTGAATACGTTGATCTCTCTGAA  
AAATGAAGAAGACGATAATGGAGGAAAGCTTACTGATACAGAAATTAAAGCTTTACTTTGGGTACGCCT  
CTTACAATTATCTCTTTATTTCAAATTGGACAAGTAAAAACAAATATGGATTTTTTAGTATATCTAACAA  
GTAAAAAGGAATAGAGGTAATAAATATGAACTATGCCATTTTTCTTTGACGGACTAAAAATGGAAGTA  
TGCTAATGTCCTAATTTATATGATAATGTTTGGCTTGAAACAATGTTGTTTAAGAAGTTAATTTTTATT  
CGTCCTGCAATTTTAATGGTATGAGTTCGAATTTTCAGGATATAGTTTGATCAATTGTTCTTATACAAAT  
TCACTCTAATATTACAACTTACAAATTTGAAGTTTAAAGATTTATCAGTTCAAATTTTCATGATTTTTTC  
ACCTTTTCAAAGCCTTAAACTCGAATTATACAAGTGTGGGAGTTATT

SEQ ID NO: 14 (potato asparaginase-2)

ATGGGTGGTTGGGCTATAGCGGTGCACGGTGGCGCTGGTGTGGACCCAAATCTCCCAGCTGAACGTCAG  
AAACAAGCTAAAGAACTCCTTACTCGTTGCCTTAACATTGGAATCTCCGCTCTTCGCTCTTCTCTACCT  
GCCATTGATGTTGTTGAACTCGTTGTGAGAGAACTGGAAAAGTGATCCTCTATTCAATTCGGGTCGTGGA  
TCTGCATTAACTGCAAATGGAACAGTGGAAATGGAGGCGAGCATTATGGACGGCGACGGTAGACGATGC  
GGCGCCGTTTCTGGTATCTCCACCGTGAAAAACCAATCTCCCTCGCTCGCCTTATCATGGATAAATCC  
CCTCATTCCTATCTCGGTTTCTCCGGCGCTGAAGAATTCGCCAAACAACAGGGCGTGGAGATGGTAGAC  
AATGAATATTTTCATCACCGAGGACAATGTTGGAATGCTGAAACTAGCCAAAGAGGCTAACACCATTTTG  
TTCGATTACAGAATTCCATTAACTGGATTGGATTCTGTGCGTCATCCGTTGAAAGCCCAATTCGCATG  
AACGGATTACCGATAAGTGTTTACGCGCCGGAGACGGTGGGATGTGTGGTGGTAGACGGCCAAGGTAGG  
TGCGCCGCCGCCACATCCACCGGTGGTTTAATGAACAAAATGACCGGTCGTATCGGTGACTCACCGCTG  
ATTGGTGTCTGGGACCTACGCAGGTGAGCTTTGTGGGGTGTCTATGTACAGGGGAAGGAGAAGCTATCATA  
CGTGGAACCCTAGCACGTGACGTGGCAGCAGTTATGGAATATAAGGAATTGGGCCCTTCAAGAAGCAGTG  
GACTTTGTGATTAAGAAGAGATTGGATAAAGGGTTTGTGCGGCTTATTGCTGTGTCTAATAAAGGGGAA  
GTGGCTTATGGGTTTAATTGTAATGGAATGTTTAGAGGATGTGCTACTGAAGATGGATTTATGGATGTT  
GGTATTTGGTAA

SEQ ID NO: 15 (wheat asparaginase)

ATGGCGCGCTGGGCCATCGCCATCCACGGAGGCGCGGGCGTGGACCCCAACCTGCCGGAGCACCGCCAG  
GAGGAGGCCAAGCGCGTGCTGGCCCGGTGCCTGCAGGTGCGCGTCGACCTGCTCCGGGCTGGTGCACG  
GCGCTGGACGTCTGAGGCGCGGTGGTGGCGGAGCTGGAGACGGACCCCTGCTTCAACTCGGGCCGCGGC  
TCCGCGCTCACACGCGCCGGCACCGTCGAGATGGAGGCCAGCATCATGGACGGCCGCGGCCCGCTGC  
GGCGCCGTCTCCGGTGTGTCCACCGTTAAAAACCCCGTGTCCCTGGCCCGGCGCGTCATGGACAAGTCC  
CCACACTCCTACCTCGCCTTCGACGGCGCCGAGGATTTGCGCGCGAGCAGGGCCTGGAGGTTGTGGAT  
AACAGCTACTTCATCACGGAGGAGAACGTGGGCATGCTCAAGCTCGCCAAGGAGGCCAACAGCATCCTC  
TTCGACTACCGCATCCCGCTGGCGGGCACCGACACTTGACGCGCGAGGAGCGGGCGGTGGAGGGCCAC  
GGCAGCAATGGCATGGTGATGAACGGGCTGCCCCATCAGCATCTACGCGCAGGAGACGGTCGGGTGCGCG  
GTGGTGGACTCTAACGGCTTCACGGCAGCGGCCACCTCGACCGGCGGGCTCATGAACAAGATGACGGGC  
CGCATCGGCGACTCGCCCCCTCATCGGCGCCGGCACCTACGCGTGCGGGCACTGCGCTGTGTCTGTCACC  
GGCGAGGGCGAGGCCATCATCCGCTCCACGCTGGCGCGGGACGTGGCGGGCGTTCATGGAGTACAAGGGC  
CTCCCGCTGCAGGAGGCCGTGGACTTCTGCGTCAAGGAGCGGCTGGACGAGGGGTTGCGGGGGCTCATC  
GCCGTGTCCGGCACCGGCGAGGTGGCGTACGGGTTCAACTGCACCGGCATGTTTCAAGGGGCTGCGCCACC  
GAGGACGGCTTCATGGAGGTCGGCATCTGGGATTGA

SEQ ID NO: 16 (wheat asparaginase)

MARWAI AIHGGAGVDPNLPEHRQEEAKRVLARCLQVGVDLLRAGATALDVVEAVVRELETDPCFN SGRG  
SALTRAGTVEMEASIMDGRGRRCGAVSGVSTVKNPVSLARRVMDKSPHSYLAFDGAEDFAREQGLEVV D  
NSYFITEENVGMLKLAKEANSILFDYRIPLAGTDTCSAQAAVEGHGSNGMVMNGLPISIIYAQETVGC A  
VVD SNGFTAAATSTGGLMNKMTGRIGDSPLIGAGTYACGHCAVSVCTGEGEAIIRSTLARDVA AVMEYKG  
LPLQEA VDFCVKERLDEGFAGLIAVSGTGEVAYGFNCTGMFRGCATEDGFMEVGIWD

SEQ ID NO: 17 (wheat puroindoline promoter)

CCTCGTCCACCTCCTAAGTTGGGACCTCCGTGCGAGCGTTGCGGGGCCGCCGCTCGGATGGCTTCTGGA  
AGGCCGTTGTACATGGGCACAGGGTGAATCCCGACGAGAGCTGGCCATTGGCGCGCGCAAGTAGACGAC  
GACGTCCCCGACGAAGAGCTGCCCGGCCAGCTCGCCTCACTCGCCTTTGATTAGAAATGAAAGATTGGG  
AAGAAGCAGACTTGAGCCTGCAGGGAAAGGATAAGGTGACGATGCAGTCTCCACTCGTTCCGGGCGACA  
CGCGTACTGAATGTATGAGAAACGTGACGTGGCAGAGACCCCAAGATACTCCCTCCATTTATTTTTAGT  
CTGCATATAAAGTTTGGTCAAAGTCAAGATTTGTAAATTTTAACTAACTTTATAATAAAAAAATATCAA  
CATTCACAATATGAAATAATTATTACCAGATGCGTGAAGAAATGTATTTCCATACTATATAGCCTTGGT  
ATTGGAGATGTTTCATATTTTTTTATATAAATGGGAAGTAGAGGCACTCTTCCATATAATGAAGTTTATA  
ATATATGTGCTTATATTGTACTATAATTGTTTGAATAACTTAGCATATGTTTCAGATGTATGATATCTGT  
AATTTAAGCGCTTGAATTTTACATATAAATATTTATTAATAAATATGTACCCCTATAATAGCTAGGCCG  
TGCAGTTGCACGGGTAGATGACTAGTGATTACAATCTTGTGTTGTGTGCAAGTCAAGCTTATCTAGTTTA  
CACGTAACAACCTTG TAGAACATTACAAAATTTATGCTTGCTAATAACTTCTAGAACACTACAACACTTG  
ACATGTAAAAGGAATTTGACGAGTCATGGCCTACTAAAGCAAGTTACATTACTAGTCTTATCTATCTTA  
ACAGACCACACAAGATTACAACTAAGTACCGTGCCAGCCATACTTATCTAGTTTATGCGTAACAATTT  
GCAGAAAATTAGAACTTAGTTTTCAGAAAAATACGCAATCTAGATTAGTGTTTGAGCTGTAAAGTGAAT  
AAGATGAGTCATGCATGTTATCACACCTTTTTGGTGGTGGAATGATAGTGCAACAACAAGGAACTTTAA  
TGACCAGTCCAAGAATACACTTGTAAGTAGTGCCACCAAAACAGAACATTCCAATGATGATTTTTAGAA  
GCATCCAAGCACTTTCCACACAAACAAATGCCAATTTGTGAAAGAGATCATTCCATGGCAGCTATAAATA  
GCCCCATAGCATGACGATCATCCTTCCTCATCCATCATTTCTCATTAGTAGAGCGCATCATTTAAGCCAA  
GCAAGCTGTGGTCAATACAAATCC

SEQ ID NO: 18 (PPO)

TTAGTCTCTATTGAATCTGCTGAGATTACACTTTGATGGATGATGCTCTGTTTTTGTCTTCTGTTCTG  
TTTTTTCCTCTGTTGAAATCAGCTTTGTTGCTTGATTTCATTGAAGTTGTTATTCAAGAATAAATCAGT  
TACAATTATGTTTGGG

SEQ ID NO: 19 (R1)

ACCTTATTTCACTACCACTTTCCACTCTCCAATCCCCATACTCTCTGCTCCAATCTTCATTTTGCTTCG  
TGAATTCATCTTCATCGAATTTCTCGACGCTTCTTCGCTAATTTCTCGTTACTTCACTAAAAATCGAC  
GTTTCTAGCTGAACTTGAGTGAATTAAGCCAGTGGGAGGAT

SEQ ID NO: 20 (PhL)

TTAGAGTGTGGGTAAGTAATTAAGTTAGGGATTTGTGGGAAATGGACAAATATAAGAGAGTGCAGGGGA  
GTAGTGCAGGAGATTTTCGTGCTTTTATTGATAAATAAAAAAGGGTGACATTTAATTTCCACAAGAGG  
ACGCAACACAACACACTTAATTCCTGTGTGTGAATCAATAATTGACTTCTCCAATCTTCATCAATAAAA  
TAATTCACAATCCTCACTCTCTTATCACTCTCATTGAAAAGCTAGATTTGCATAGAGAGCACAAA

SEQ ID NO: 21 (P:ubi7)

TCGAGCACATTGATTGAGTTTTATATGCAATATAGTAATAATAATAATATTTCTTATAAAGCAAGAGGT  
CAATTTTTTTTTATTATACCAACGTCCTAAATTATATTTGATAATGTAAACAATTCAATTTACTTA  
AATATCATGAAATAAACTATTTTTATAACCAAATTACTAAATTTTCCAATAAAAAAAGTCATTAAGA  
AGACATAAAATAAATTTGAGTAAAAAGAGTGAAGTCGACTGACTTTTTTTTTTTTATCATAAGAAAATA  
AATTATTAACTTTAACCTAATAAAACACTAATATAATTTTCATGGAATCTAATACTTACCTCTTAGAAAT  
AAGAAAAAGTGTTTCTAATAGACCCTCAATTTACATTAAATATTTTCAATCAAATTTAAATAACAAATA  
TCAATATGAGGTCAATAACAATATCAAAATAATATGAAAAAGAGCAATACATAATATAAGAAAGAAGA  
TTTAAGTGCATTATCAAGGTAGTATTATATCCTAATTTGCTAATATTTAACTCTTATATTTAAGGTC  
ATGTTTCATGATAAACTTGAAATGCGCTATATTAGAGCATATATTAATAAAAAAATACCTAAATAAA  
ATTAAGTTATTTTAGTATATATTTTTTTACATGACCTACATTTTTCTGGGTTTTTCTAAAGGAGCGTG  
TAAGTGTGACCTCATTCTCCTAATTTTCCCCACCACATAAAAAATTAAGGAAAGGTAGCTTTTGCG  
TGTTGTTTTGGTACACTACACCTCATTATTACACGTGTCCTCATATAATTGGTTAACCTATGAGGCGG  
TTTCGTCTAGAGTCGGCCATGCCATCTATAAAATGAAGCTTTCTGCACCTCATTTTTTTCATCTTCTAT  
CTGATTTCTATTATAATTTCTCTCAATTGCCTTCAAATTTCTCTTTAAGGTTAGAAATCTTCTCTATTT  
TTGGTTTTGTCTGTTTAGATTCTCGAATTAGCTAATCAGGTGCTGTTATAGCCCTTAATTTGAGTTT  
TTTTTCGGTTGTCTTGATGGAAGGCCCTAAATTTGAGTTTTTTTACGTTGGTTTGATGGAAGGCC  
TACAATTGGAGTTTTCCCGTTGTTTTGATGAAAAAGCCCTAGTTTGAGATTTTTTTCTGTGCGATT  
GATTCTAAAGGTTTAAATTAGAGTTTTTACATTTGTTTGATGAAAAAGGCCCTTAAATTTGAGTTTTT  
CGGTTGATTTGATGAAAAAGCCCTAGAATTTGTGTTTTTTCTGTCGGTTTGATTCTGAAGGCCTAAAT  
TGAGTTTCTCCGGCTGTTTTGATGAAAAAGCCCTAAATTTGAGTTTCTCCGGCTGTTTTGATGAAAAAG  
CCCTAAATTTGAGTTTTTTCCCGTGTTTTAGATTGTTGGTTTTAATTCTCGAATCAGCTAATCAGGG  
AGTGTGAAAAAGCCCTAAATTTGAGTTTTTTCTGTTGTTCTGATTGTTGTTTTATGAATTTGCAGATGC  
AGATCTTTGTGAAAACTCTACCGGAAGACTATCACCTAGAGGTGGAAGTTCTGATACAATCGACA  
ACGTTAAGGCTAAGATCCAGGATAAGGAAGGAATCCCCCGGATCAGCAAAGGCTTATCTTCGCCGGAA  
AGCAGTTGGAGGACGGACGTACTCTAGCTGATTACAACATCCAGAAGGAGTCTACCTCCATTTGGTGC  
TCCGTCTACGTGGAGGTG

SEQ ID NO: 22 (P:patatin)

ATCTCGAGCCGATCTTACTTTTATTGGCTTTGTTTTATTATCATTTTTTCACACTCTGTGGTTCAGTAAT  
TGACCGGAGACTATACCATAGAAAGACCTAATCACAACCTTAGTCTTCTTTTTTATTTTTCTTTATTTAG  
AAGACCAATTGTTAAAAATATGAACCTTGGTACTATTTCTAAGGTTTGTTTTTATGTTCTTTTGTTCATT  
TTGCACTTATAAATTTTACTGAATTGCAGTTTTTACATTATGTTTTAATAGTTAGCAGTTTCATGAATGA  
TGAAGTTTATGTTGCCATATAGAGTAGTTTGTGATGATATACTTCATAAACTTTCACTTATGTTAAATT  
TGTAATGATAAAATTTAATTATATTGTAAATCAAAAATTACTTATAAAATTGGGCATTAAACATATGA  
AAGACAAATTGTGTTACATATTTTACTTTTGACTCCAATATGAATATCTCAATTTAAATCTTTGTTTTA  
TTTTCTCTTTCTCTTTACAGGTATAAAAGGTGAGAATTGAAGCAAGATTGATTGCAGGCTATGTGTCAC  
CACATTATTGATACGTTGGAAGGAATTTTTACTTATATGTCTTTGTGTAGGAGTAATTTTTGATATATT  
TTAGTTAGATTTTTTTTTTTTCATTGGACATATTTTACTTTTATTTAAGGAATTTGTAATGAGATATTATT  
CTTTAGTATAATTTAAGTTATTTTTATTATATGATCATGGATGAATTTTGATACAAATATTTTTGTCA  
TAAATAAATTAATTCATCACAACCTTGATTACTTTTCAGTGACAAAAATGTATTATCGTAGTACCCCTTA  
TTGTTAAATATGAATACTTTTTATTTTTATTTTTGTGACAATTGTAATTGTCACTACTTATGATAATATT  
TAGTGACAATATATGTCGTTGGTAAAAGCAACACTTTTAGTGACAAAATGATAAATTTAATCACAAAAT  
TATTAACCTTTTTTATAATAATAAATTTGTCCCTAATTTATACATTTAAGGACAAAATATTTTTTTGT  
AATAAAAAATAGTCTTTAGTGACAATATTATATCTTTTCAACTACGAAATACATACAACCTTTAGAGACAA  
TTGATGTTGTCCCTGATTGAACATAAATAGCGACGATATAGTTTTGTGCGTTGTAATAACCTTTTTT  
AGTGACAAAACATACTATTAACTACAAAAAAGTTACACATTTTATGACAAATAATAAATTCATCACAA  
ATGTTTATGCATTTGGGGACGATTTTTCTTTTTGTAGTTAATGCGTATTAGTTTTAGCGACGAAGCACT  
AAATCGTTTTTTGTATACTTTGAGTGACACACGTTTAGTGACGACTGATTGACGAAATTTTTTTGTCTCA  
CAAAATTTTTAGTGACGAAACATGATTTATAGATGACGAAATTTTGTCCCTCATAATCTAATTTGTT  
GTAGTGATCATTTACTCCTTTGTTTGTTTTTATTTGTGTCATGTTAGTTCATTAAAAAAAATCTCTCTCT  
TATCAATTCTAACGTGTTTAATATCATAAGATTAAAAAATATTTTAATATATCTTTAATTTAAACCCAC  
AAAGTTTAAATTTCTTCGTTAACTTAATTTGTCAAATCAGGCTCAAAGATTGTTTTTCATATCGGAATG  
AGGATTTTATTTATTTCTTTTAAAAATAAAGAGGTGTTGAGCTAAACAATTTCAAATCTCATCTCACATA  
TGGGGTCAGCCACAAAAATAAAGAACGGTTGGAACGGATCTATTATATAATACTAATAAAGAATAGAAA  
AAGGAAAGTGAGTGAGGTACGAGGGAGAGAATCTGTTTAATATCAGAGTCGATCATGTGTCAGTTTAT  
TGATATGACTTTGACTTCAACTGAGTTTAAGCAATTTTGATAAGGCGAGGAAAATCACAGTGCTGAATC  
TAGAAAAATCTCATACAGTGTGAGATAAATCTCAACAAAAACGTTGAGTCCATAGAGGGGTGTATGTG  
ACACCCAACCTCAGCAAAAGAAAACCTCCCTCAAGAAGGACATTTGCGGTGCTAAACAATTTCAAGTC  
TCATCACACATATATATTATATAATACTAATAAAGAATAGAAAAAGGAAAGGTAAACATCACTAACGAC  
AGTTGCGGTGCAAAGAGAGTGAGGTAATAAACATCACTAACTTTTATTGGTTATGTCAAACCTCAAAGTA  
AAATTTCTCAACTTGTTTACGTGCCTATATATACCATGCTTGTTATATGCTCAAAGCACCAACAAAATT  
TAAAAACAATTTGAACATTTGCAAAGGTACCGA

SEQ ID NO: 23

GGTACCAAGTGTCTGAGACAACCAAACTGAAAGTGGGAAACCAACTCTAAGTCAAAGACTTTATATA  
CAAAATGGTATAAATATAATTATTTAATTTACTATCGGGTTATCGATTAAACCGTTAAGAAAAAACTTC  
AAACCGTTAAGAACCGATAACCCGATAACAAAAAAATCTAAATCGTTATCAAACCGCTAAACTAATA  
ACCCAATATTGATAAACCAATAACTTTTTTTTATTCGGGTTATCGGTTTCAGTTCTGTTTGGAACAATCC  
TAGTGTCTTAATTATTGTTTTGAGAACCAAGAAAAACAAAACTTACGTCGCAAATATTTTCAGTAAATAC  
TTGTATATCTCAGTGATAATTGATTTCCAACATGTATAATTATCATTTACGTAATAATAGATGGTTTTCC  
GAAACTTACGCTTCCC'TTTTTTCTTTTGCACTCGTATGGAATAAAAGTTGGATATGGAGGCATTCCCGG  
GCCTTCAGGTGGAAGAGACGGAGCTGCTTCACAAGGAGGGGGTTGTTGTACTTGAAAATGGGCATTTAT  
TGTTTCGCAAACCTATCATGTTCCCTATGGTTGTTTATTTGTAGTTTGGTGTTCCTTAATATCGAGTGTCT  
TTAGTTTGTTCCTTTTAAATGAAAGGATAATATCTGTGCAAAAATAAGTAAATTCGGTACATAAAGACAT  
TTTTTTTTGCATTTTCTGTTTATGGAGTTGTCAAATGTGAATTTATTTTCATAGCATGTGAGTTTCTCT  
CCTTTTTTCATGTGCCCTTGGGCCCTTGCATGTTTCTTGCACCGCAGTGTGCCAGGGCTGTCCGCAGATGG  
ACATAAATGGCACACCGCTCGGCTCGTGGAAGAGTATGGTCAGTTTCATTGATAAGTATTTACTCGTA  
TTCGGTGTTTACATCAAGTTAATATGTTCAAACACATGTGATATCATAACATCCATTAGTTAAGTATAAA  
TGCCAACTTTTTACTTGAATCGCCGAATAAATTTACTTACGTCCAATATTTAGTTTGTGTGTCAAACA  
TATCATGCACATTTTGATTAAGAATAAATAAACGATGTGTAATTTGAAAACCAATTAGAAAAGAAGTAT  
GACGGGATTGATGTTCTGTGAAATCACTGGTAAATTGGACGGACGATGAAATTTGATCGTCCATTTAAG  
CATAGCAACATGGGTCTTTAGTCATCATCATTATGTTATAATTATTTTCTTGAAACTTGATACACCAAC  
TTTCATTGGGAAAGTGACAGCATAGTATAAACTATAATATCAATTCTGGCAATTTCGAATTATTCCAAA  
TCTCTTTTGTCAATTTCAATTCCTCCCTATGTCTGCAAGTACCAATTATTTAAGTACAAAAAATCTTGA  
TTAAACAATTTATTTTCTCACTAATAATCACATTTAATCATCAACGGTTCATACACGTCTGTCACTCTT  
TTTTTATTCTCTCAAGCGCATGTGATCATACCAATTATTTAAATACAAAAAATCTTGATTAAACAATTC  
AGTTTCTCACTAATAATCACATTTAATCATCAACGGTTCATACACATCCGTCACTCTTTTTTTTATTCTC  
TCAAGCGCATGTGATCATACCAATTATTTAAATACAAAAAATCTTGATTAAACAATTCATTTTCTCACT  
AATAATCACATTTAATCATCAACGGTTTATACACGTCCGCCACTCTTTTTTTTATTCTCTCAAGCGTATG  
TGATCATATCTAACTCTCGTGCAACAAGTGAAATGACGTTCACTAATAAATAATCTTTTGAATACTTT  
GTTTCAGTTTAATTTATTTAATTTGATAAGAATTTTTTTTATTATTGAATTTTTATTGTTTTAAATTAAAA  
ATAAGTTAAATATATCAAAATATCTTTTAATTTTATTTTTTGAAAAATAACGTAGTTCAAACAAATTAAA  
ATTGAGTAACTGTTTTTCGAAAAATAATGATTCTAATAGTATATTCTTTTTCATCATTAGATATTTTTC  
TTAAGCTAAGTACAAAAGTCATATTTCAATCCCCAAAATAGCCTCAATCACAAGAAATGCTTAAATCCC  
CAAAATACCCCTCAATCACAAGACGTGTGTACCAATCATACCTATGGTCTCTCGTAAATTCGACAAAA  
TCAGGTCTATAAAGTTACCCTTGATATCAGTATTATAAACTAAAAATCTCAGCTGTAATTCAGTGCA  
ATCACACTCTACCACACACTCTCTAGTAGAGAGATCAGTTGATAACAAGCTTGTTAACGGATCCCTAGT  
AATACTGAGATTAGTTACCTGAGACTATTTCTATCTTCTGTTTTGATTTGATTTATTAAGGAAAATTA  
TGTTTCAACGGCCATGCTTATCCATGCATTATTAATGATCAATATATTACTAAATGCTATTACTATAGG  
TTGCTTATATGTTCTGTAATACTGAATATGATGTATACTAATAACATACATTAAATTCCTCTAATAAATC  
TATCAACAGAAGCCTAAGAGATTAACAAATACTACTATTATCCAGACTAAGTTATTTTTCTGTTTACTA  
CAGATCCTTCCAAGAACAAAACTTAATAATTGTATGGCTGCTATACCATCAAACCAACAATGTATAA  
GAAATAATACTTGCATAACTAATGCACGCACTACTAATGCAAGCATTACTAATGCACCATATTTTGTAT  
TTGTTCTTTATACACTCTACCAACGACCCCTTAGAGTGTGGGTAAGTAATTAAGTTAGGGATTGTGGG  
AAATGGACAAATATAAGAGAGTGCAGGGGAGTAGTGCAGGAGATTTTCGTGCTTTTATTGATAAATAAA

AAAAGGGTGACATTTAATTTCCACAAGAGGACCGAACACAACACACTTAATTCCTGTGTGTGAATCAAT  
AATTGACTTCTCCAATCTTCATCAATAAAATAATTCACAATCCTCACTCTCAAAATCTTATGTTAACC  
AAATAAATTGAGACAAATTAATTCAGTTAACCAGAGTTAAGAGTAAAGTACTATTGCAAGAAAATATCA  
AAGGCAAAAGAAAAGATCATGAAAGAAAATATCAAAGAAAAAGAGGTTACAATCAAACCTCCCATAA  
AACTCCAAAAATAAACATTCAAATTGCAAAAACATCCAATCAAATTGCTCTACTTTCACGGGGCCCCACGC  
CGGCTGCATCTCAAACCTTTCCACGTGACATCCCATAAACAAATCACCACCGTAACCTTCTCAAACTC  
GACACCTCACTCTTTTTCTCTATATTACAATAAAAAATATACGTGTCCGTGTATGGGTGATCCTTCTCT  
TATTATACCGACTAAAGACATTGGTATTAAGGATATCTTATCTTTTGAGGAGATTCCCGTTCAGATTCT  
GGAGCGTCAGGTTGCAAGTTGAGAACCAATGAGGTAACATCAGTCAAGGTCTTATGGAGGAATCAGCC  
ATGGGGACACGTATATTTTTTATTGTAATATAGAGAAAAAGAGTGAGGTGTGAGTTTTGAGAAGGGTT  
ACGGTGGTGATTTGTTATGGGATGTACGTGGGAAAGTTTGAGATGCAGCCGGCGTGGGCCCCGTGAAG  
TAGAGCAATTTGATTGGATGTTTTTGAATTTGAATGTTTATTTTTGGAGTTTTATGGGAGTTTGATTG  
TAACCTCTTCTTTTTCTTTGATATTTTTCTTTTCATGATCTTTTCTTTTGCCCTTGATATTTTCTTGCAAT  
AGTACTTTACTCTTAACTCTGGTTAACTGAATTAATTTGTCTCAATTTATTTGGTTAACATAAGAATTT  
TGAGAGTGAGGATTGTGAATTATTTTATTGATGAAGATTGGAGAAGTCAATTATTGATTCACACACAGG  
AATTAAGTGTGTTGTGTTCCGTCCTCTTGTGGAAATTAATGTCAACCTTTTTTTTATTTATCAATAAAAA  
GCACGAAAATCTCCTGCACTACTCCCCTGCACTCTCTTATATTTGTCCATTTCCACAAAATCCCTAACT  
TAATTACTTACCCACACTCTAAGGGGTCGTTTGGTAGAGTGTATAAGAACAAATACAAAATATGGTGCA  
TTAGTAATGCCTTGCAATTAGTAGTGCCTGCATTAGTTATGCAAGTATTATTTCTTATACATTGTTTGGTT  
TGATGGTATAGCAGCCATACAATTATTAAGTTTTTGTCTTGGGAAGGATCTGTAGTAAACAGAAAAATA  
ACTTAGTCTGGATAATAGTAGTATTTGTTAATCTCTTAGGCTTCTGTTGATAGATTTATTAGAGAATTT  
AATGTATGTATTAGTTATACATCATATTCAGTATTACAGAACATATAAGCAACCTATAGTAATAGCATT  
TAGTAATATATTGATCATTATAATGCATGGATAAGCATGGCCGTTGAAACATAATTTCTCTTAATAAA  
TCAAATCAAACAGAAGATAGGAAATAGTCTCAGGTAACATACTCAGTATTACTAGCTTTAATGTTTA  
GCAATGTCTTATCAGTTTTCTCTTTTTGTGCAACGGTAATTTAGAGTTTTTTTTTGCTATATGGATTTT  
CGTTTTTGATGTATGTGACAACCTCGGGATTGTTGATTTATTTCAAACTAAGAGTTTTTGTCTATTG  
TTCTCGTCTATTTGGATATCAATCTTAGTTTTATATCTTTTCTAGTTCTCTACGTGTTAAATGTTCAA  
CACACTAGCAATTTGGCTGCAGCGTATGGATTATGGAACATCAAGTCTGTGGGATCGATAAATATGCT  
TCTCAGGAATTTGAGATTTTACAGTCTTTATGCTCATTGGGTTGAGTATAATATAGTAAAAAATAGGA  
ATTCGAACCATGCATCTCAATCTTAATACTAAAAAATGCAACAAAATTCTAGTGGAGGGACCACTACCA  
GTACATTAGATATTATCTTTTATTACTATAATAATATTTTAATTAACACGAGACATAGGAATGTCAAGT  
GGTAGCGGTAGGAGGGAGTTGGTTTCAGTTTTTTAGATACTAGGAGACAGAACCGGAGGGGGCCCATGCA  
AGGCCCAAGTTGAAGTCCAGCCGTGAATCAACAAAGAGAGGGGCCATAATACTGTGATGAGCATTTCC  
CTATAATACAGTGTCCACAGTTGCCTTCCGCTAAGGGATAGCCACCCGCTATTCTCTTGACACGTGTCA  
CTGAAACCTGCTACAAATAAGGCAGGCACCTCCTCATTCTCACACTCACTCACTCACACAGCTCAACAA  
GTGGTAACTTTTACTCATCTCCTCCAATTATTTCTGATTTTCATGCATGTTTCCCTACATTCTATTATGA  
ATCGTGTATTGGTGTATAAACGTTGTTTCATATCTCATCTCATCTATTCTGATTTTGATTCTCTTGCCCT  
ACTGAATTTGACCCTACTGTAATCGGTGATAATGTGAATGCTTCTCTCTTCTTCTTCTCTCAGAA  
ATCAATTTCTGTTTTGTTTTGTTTCATCTGTAGCTTGGTAGATTCCCTTTTTGTAGACCACACATCAC  
CCGCGGTCTATGGTGTAGAAGGAATGGTTTCCGAAAACCATGGTGGGTGTACCATCTTCTAAGTCCT  
CCATTTTTGCTTGAATAAATATGACCGGAAGGAAGCTAACAAATCGTTCACAATCATCACTTAAGGCT

TTCATCTCTGAGGAAAAACCATATGGAGCCATCAAGACCCACCCCATATAAAGGGGTGTAATGCCAATG  
GCATCCCGAGCAGCGATGAAACTTTTATCCCGGGTATCAAGAAGAACAAAAGAGAACATCCCATCCAAC  
ATGTCAATGAAGTTTCTCCATATTCCTTCATAAAGATGGGCAATAACTTCACAATCACTTTCAGTTCTGA  
AACTGATGAGAAAAATTCATTGGGCTATACCTTGCTTTATATAATATGTAAAACAGTATAATTATTCAAT  
TTTAGAGGCGGCTTCCATATCAATTATTCCAGGAAGCGGTAGGTGGGGGAACCTCTTTATCCAGAAATGG  
TACTCTAGCTTCTAAGCCCCACGCGGATGTAGCCTTGTTTGCTCTTAAACAGTCATACTGGTGAAGCGC  
TTTTATCTTGCGACATGTTTCCGTGTGGAACCTTCCCTTGTTGGGAGCCTTGTTGGAAGTACAAGTAACC  
ACCAAAAATTCGTCAGCGCTTCCCCTGATATGACCATCTTCACTCCTAGTGATTTAATCTTACGCGA  
CATAAGGAACATAGGAGTGCTGGCTCTTATTGTTGTACATCATACTCTCGATATGATATATAACATC  
TTCAATAGCATCAATACCGTCCCTGAACAGTAAAGTGAAACTCATGGTGAACGGTTCCTAAAAAGTCAGC  
AACTTCTTTTGCAGCCTTGAGATCTGGTGAGCCCTCGAGACTGCAGCACTTTGGTTCTGAGGCGTGCTT  
TCGAAAATGCTGTTATCAAACGGTTGATGACTGATGTCCCTTTGGCGTTCTGCTCTCGGGGGGACTTG  
ATTCTGCTTTGGTTGCTTCTGTCACTACTCGATACTTGGCTGGAACAAAAGCTGCTAAGCAATGGGGAG  
CACAACCTTCATTCTTCTGTGTTGGTCTCGAGGGCTCACCAGATCTCAAGGCTGCAAAAGAAGTTGCTG  
ACTTTTTAGGAACCGTTTACCCTGAGTTTCACTTTACTGTTTCAAGGACGGTATTGATGCTATTGAAGATG  
TTATATATCATATCGAGACGTATGATGTAACAACAATAAGAGCCAGCACTCCTATGTTTCTTATGTCTGC  
GTAAGATTAAATCACTAGGAGTGAAGATGGTCATATCAGGGGAAGGCGCTGACGAAATTTTTGGTGGTT  
ACTTGTACTTCCACAAGGCTCCCAACAAGGAAGAGTTCCACACGGAAACATGTCGCAAGATAAAAGCGC  
TTCACCAGTATGACTGTTAAGAGCAAACAAGGCTACATCCGCGTGGGGCTTAGAAGCTAGAGTACCAT  
TTCTGGATAAAGAGTTCCCCACCTACCGCTTCCCTGGAATAATTGATATGGAAGCCGCTCTAAAATTG  
AATAATTATACTGTTTTACATATTATATAAAGCAAGGTATAGCCCAATGAATTTTCTCATCAGTTTCTGA  
ACTGAAAGTGATTGTGAAGTTATTGCCCATCTTTATGAAGAATATGGAGAAAACCTTATTGACATGTTG  
GATGGGATGTTCTCTTTTGTCTTCTTGATACCCGGGATAAAAGTTTCATCGCTGCTCGGGATGCCATT  
GGCATTACACCCCTTTATATGGGGTGGGGTCTTGATGGCTCCATATGGTTTTCTCAGAGATGAAAGCC  
TTAAGTGATGATTGTGAACGATTTGTTAGCTTCCCTCCCGGTTCATATTTATTCAAGCAAAAATGGAGGA  
CTTAGAAGATGGTACAACCCACCATGGTTTTTCGGAACCATTCCTTCTACACCATATGAGTGGGAGATT  
CTCTAACCGACAACCCACTATGAGCCTAAGTGGTGATACAGTGTCTTGTCCACGCTGCCAGAACTGT  
CCTATACTTTGCCGTCATATAGAATGCTTAACCTTAGTGGATCGACCAGTCTATGCTATCTAGAGTGATG  
TGTGGTCTACAAAAAGGGGAATCTACCAAGCTACAGATGAACAAAAACAAAACAGAAATTGATTTCTGA  
GAAGAAGAAGAAGAGGAAGCATTACATTTATCACCGATTACAGTAGGGTCAAATTCAGTAGGCAA  
GAGAATCAAAATCAGAATAGATGAGATGAGATATGAAACAACGTTTATACACCATAACACGATTTCATAA  
TAGAATGTAGGGAAACATGCATGAAATCAGAAATAATTGGAGGAGATGAGTAAAGTTACCACTTGTTG  
AGCTGTGTGAGTGAGTGAGTGAGTGAGTGTGAGAATGAGGAGGTGCCTGCCTTATTTGTAGCAGGTTTCACTGACAC  
GTGTCAAGAGAATAGCGGGTGGCTATCCCTTAGCGGAAGGCAACTGTGGACACTGTATTATAGGGAAAT  
GCTCATCGACAGTATTATGGGCCCTCTCTTTGTTGATTACGGCTGGACTTCAACTTGGGCCTTGCAAT  
GGGCCCCCTCCGTTCTGTCTCCTAGTATCTAAAAAAGTGAACCAACTCCCTCCTACCGCTACCACTTGA  
CATTCCTATGTCTCGTGTAAATTAAATATTATTATAGTAATAAAAGATAATATCTAATGTACTGGTAC  
TGGTCCCTCCACTAGAATTTTGTGTCATTTTTTAGTATTAAAGATTGAGATGCATGGTTTCGAGCTC



SEQ ID NO.: 24 (P:PPO)

CTAGTAATACTGAGATTAGTTACCTGAGACTATTTCTCTCTGTTTTGATTTGATTTATTAAGGAA  
AATTATGTTTTCAACGGCCATGCTTATCCATGCATTATTAATGATCAATATATTACTAAATGCTATTACT  
ATAGGTTGCTTATATGTTCTGTAATACTGAATATGATGTATAACTAATACATACATTAAATTCTCTAAT  
AAATCTATCAACAGAAGCCTAAGAGATTAACAAATACTACTATTATCCAGACTAAGTTATTTTTCTGTT  
TACTACAGATCCTTCCAAGAACAAAACCTTAATAATTGTATGGCTGCTATAC

SEQ ID NO.: 25 (P:PHL)

CATCAAACCAACAATGTATAAGAAATAATACTTGCATAACTAATGCACGCACTACTAATGCAAGCATT  
ACTAATGCACCATATTTTTGTATTTGTTCTTATACTCTACCAAACGACCCCTTAGAGTGTGGGTAAGT  
AATTAAGTTAGGGATTTGTGGGAAATGGACAAATATAAGAGAGTGCAGGGGAGTAGTGCAGGAGATTTT  
CGTGCTTTTATTGATAAATAAAAAAGGGTGACATTTAATTTCCACAAGAGGACCGAACACAACACACT  
TAATTCCTGTGTGTGAATCAATAATTGACTTCTCCAATCTTCATCAATAAAATAATTCACAATCCTCAC  
TCTC

SEQ ID NO.: 26 (P:R1)

AAAATTCCTTATGTTAACCAAATAAATTGAGACAAATTAATTCAGTTAACCAGAGTTAAGAGTAAAGTAC  
TATTGCAAGAAAATATCAAAGGCAAAAGAAAAGATCATGAAAGAAAATATCAAAGAAAAAGAAGAGGTT  
ACAATCAAACCTCCATAAACTCCAAAAATAAACATTCAAATTGCAAAAACATCCAATCAAATTGCTCT  
ACTTCACGGGGCCACGCCGCTGCATCTCAAACCTTCCCACGTGACATCCCATACAAATCACCACCG  
TAACCCCTTCTCAAACCTCGACACCTCACTCTTTTTCTCTATATTACAATAAAAAATATACGTGTCC

SEQ ID NO: 27 (G:PPO)

GAAAATTCATTGGGCTATACCTTGCTTTATATAATATGTAAAACAGTATAATTATTCAATTTTAGAGGC  
GGCTTCCATATCAATTATTCCAGGAAGCGGTAGGTGGGG

SEQ ID NO: 28 (GS1)

GTTTCATCTTCTTCTCTCACTTCTCTTAACAACATCTTTTCTGCATTGGCCACTTAGTTGGTTAGGAGGT  
GAACATGGCTCAGATTCTGGCTCCATCTGCACAATGGCAGATGAGAATGACAAAGAGCTCAACAGATGC  
TAGTCCCTTGACTTCAAAGATGTGGAGCTCTGTGGTGTGAAGCAGAACAAAAGACTTGCTGTAAAAAG  
CTCTGCCAAATTTAGAGTTTTTGGCCCTCCAGTCTGACAATGGCACCGTGAACAGAATGGAACAGCTGCT  
AAACTTGGACGTAACCTCATAACCTGATAAGATCATTGCTGAATATATTTGGATCGGGGGGACTGGAAT  
TGATGTGCGCAGTAAATCAAGGACTATTTCAAACACAGTCAAGGATGCTTCTGAGCTCCCAAAGTGGAA  
CTACGATGGATCAAGTACTGGACAAGCACCTGGAGAAGACAGTGAAGTCATTCTATATCCTCAGGCAAT  
ATTCAAAGACCCCTTTCCGTGGTGGTAACAACATCTTGGTTATCTGTGATACCTACACACCAGCTGGAGA  
GCCAATTCCTACAAACAAACGCCATAAAGCTGCTCAAATTTTTAGCGACCCAAAAGTTGCATCTCAAGT  
TCCATGGTTTGGAAATAGAACAAGAGTACACCTTACTCCAGCCAAATGTAACTGGCCCTTAGGTTGGCC  
TGTTGGAGGCTACCCCTGGACCTCAGGGTCCCTTACTACTGTGGTGTGAGTGGAAAAGTCATTTGGCCG  
AGATATATCAGATGCTCCTACAAGGCTTGCCCTGTATGCTGGAATTAACATTAGTGGTACTAACGGAGA  
GGTTATGCCAGGACAGTGGGAATTTCAAGTAGGACCTAGTGTGGAATTGAAGGTGGAGATCATATCTG  
GTGTGCTAGATACCTCCTCGAGAGAATTACTGAACAAGCAGGAGTTGTCTCTCACTCGATCCAAAACC  
AATTGAGGGTGACTGGAACGGTGCAGGATGCCACACTAACTACAGTACACTGAGTATGAGAGAAGAGGG  
AGGCTTTGAAGTGATAAAGAAAGCAATTCCTTAATCTATCCCTTCGCCACAAGGAACATATAAGTGCTTA  
TGGAGAAGGAAATGAGAGAAGGTTGACCGGAAAGCATGAACTGCTAGTATTGACCAATTTTCATGGGG  
AGTTGCTAACCCTGGTTGCTCAATCCGTGTGGGGCGTGACACTGAGAAGGAAGGCAAGGGTTATTTGGA  
AGACCGCCGCCAGCTTCAAACATGGACCCCTATGTTGTGACCGCATTACTTGCCGAACTACTATACT  
GTGGGAGCCAACCCCTTGAGGCTGAAGCTCTTGCTGCCCAAAGATCTCATTGAAGGTTTAGAGTAATTG  
AGGGGAAATGT'TTTTCATCATAATCCTCTTAGAATTTATGAGATAAGTGCTGAAGCTTGTACCTTGTGTG  
AGATTCCCTTATTTGGGAAATTCCTGTAAAGGAATCAAATTTACCAGTTCATCCTAGAAAGAGGTTCC  
TTAAGACATGAGACTACTTTGGAGTTGAGGTGTAATTGTTGGACTACTTTGAACATCTTTACCTTTCTT  
TTCTCCAGATGAATCCATTTCTCTGAAATTCCAATTGGTGTGATTTTTCCGAATTAAATCTTTGAACAC  
ATAATCAATCATGTACACTTACAGTTTCAAACCTAGCTAGTTAAGTTACTTATATGATATTATCTTCTGT  
CTGCTATGTTCAAGCTCAGGTTCTTTAGAGAATTCATCATAATATTTTATTTTCATGTTGGCCATCAATC  
TGCCACGACTCTCGTCCTTTATCTGGATTTAACTTGGTTGCTTTCCAACATATACATATTCATGTTAC  
ATGCACTTGAATATATGTATCCAGCATGCCATTTTCAGAACTTTGTACTTGATGTGCAAAGTACATGA  
GGACTTCCAAGTGAGTAAAGATGCATAATCTCATGTACAAGC

SEQ ID NO: 29 (GS2)

GATCAAATTAATTAAATCTCTCATTCAACAAATTCAACTTTGAATTATTATTATTTTCACATAATGG  
CTCATCTTTTCAGATCTTGTCAATCTCAATCTCTCTGATTCTCTGACAAAATCATTGCTGAATACATAT  
GGATTGGTGGATCAGGAATGGATGTAAGGAGCAAAGCCAGGACTCTATCTGGTCCTGTTGATGATCCTT  
CAAAGCTTCCCAAATGGAATTATGATGGTTCTAGCACAGGTCAAGCTCCTGGAGAAGACAGTGAAGTGA  
TCCTATATCCTCAAGCAATTTTCAAGGATCCATTCAGGAGGGGCAACAATATCCTGGTCATCTGTGATT  
GTTACACCCCAGCTGGTGAACCAATTCACAAACAAGAGGCACAATGCTGCTAAAATATTTAGCAACC  
CTGATGTTGTTGTTGAGGAACCATGGTATGGTCTTGAGCAAGAATACACCTTGCTACAAAAGGAAATTA

ACTGGCCTCTTGGATGGCCTATTGGTGGTTTTCTGGACCACAGGGACCATACTACTGTGGAATTGGAT  
CTGGAAAGGCTTTTGGACGCGATATTGTTGATGCTCATTACAAGGCATGTATCTATGCCGGGATTAACA  
TTAGTGGTATCAACGGAGAAGTGATGCCTGGACAGTGGGAATTTCAAGTTGGTCCTTCAGTTGGCATTG  
CATCAGGTGACGAGTTGTGGGCAGCTCGTTACATTCTCGAGAGGATTACAGAGATTGCTGGAGTTGTCTG  
TGTCATTGACCCCCAAACCTATTCCGGGCGACTGGAATGGTGCAGGAGCGCATACAAATTACAGTACCA  
AGTCCATGAGGAATGAGGGAGGGTATGAAGTTATCAAGAAGGCTATTGAGAAGCTTGGACTTAGGCACA  
AGGAGCACATTGCAGCATATGGTGAAGGCAATGAACGTCGTCTCACTGGAAGACACGAAACAGCTGACA  
TCAACACGTTCAAATGGGGTGTGTGCAAATCGTGGTGCATCCATTCTGTGGGAAGAGACACGGAGAAGG  
AAGGCAAGGGATACTTTGAGGACAGGAGGCCTGCATCGAACATGGATCCATACATCGTGACCTCTATGA  
TCGCGGAGACTACCCTCCTGTGGAACCTTGAACGCGTATGGGATGAATATTTCTCGGGTGCAACATATG  
GAGAAAGAATTGAATTTCTTAACAGCCCTTTCCTCACATGTCCTTAAGAGAGTTATGTAGCTAGTAATT  
TTGATATATTATGTTGTTTTCTAAGTTTCAATTTGTATTGTACTCAGCAAGCCTGAGTTCAATTGCCAAA  
ATGATTTGGCAATGTTGTTAAAAATAAGAGTTTAACTCTTATTAATAACAATATGGAAGGGTTTAACTT

SEQ ID NO: 30 (GS3)

GATCTAATAGAGAATTTCAATTTCAAGAAGTTATCATCATGTCTCTGCTTTTCAGATCTTATCAACCTCA  
ATCTCTCAGATGATACTCAGAAGATCATTTGCTGAATACATATGGATTGGTGGATCAGGCATGGACATGA  
GGAGCAAAGCCAGGACTCTCCCTGGTCCAGTTACTAGTCCCTGCAGAACTACCCAAATGGAACATATGATG  
GATCAAGCACAGGTCAAGCTCCTGGAGAAGACAGTGAAGTGATCATATACCCACAAGCAATCTTCAAGG  
ATCCATTCAAGGAGAGGCAACAATATCTTGGTCATGTGTGATGCCCTATACTCCTGCTGGTGAGCCCATCC  
CAACAAACAAGAGGCACGCCGCTGCCAAGGTCTTCTGCCACCCTGATGTGGCTGCTGAGGAAACTTGGT  
ATGGTATTGAACAAGAATATACCTTGCTGCAAAGGAGGTCAACTGGCCCTCTTGGATGGCCCATTTGGCG  
GTTTTCTGACCCAGGGACCATACTACTGTGGAAGTGGAGCTGACAAGGCCCTTTGGACGTGACATTG  
TGGACGCCCATTACAAGGCATGTCTCTATGCTGGGATTAATATCAGCGGAATCAATGGTGAAGTCATGC  
CGGGACAGTGGGAATTTCAAGTGGGACCTTCTGTGGCATCTCAGCCGGTGATGAAGTGTGGGTAGCTC  
GTTACATTCTAGAGAGGATTGCAGAGATTGCTGGGGTGGTTCGTGTCATTTCGACCCCAAGCCTATTCCGG  
GCGACTGGAACGGCGCAGGTGCTCACACAAATTACAGCACCAAGTCGATGAGGGAAGACGGAGGCTATA  
AAATAATCTTGAAGGCTATTGAGAAGCTTGGCCTGAAGCACAAAGAACACATTGCTGCATATGGTGAAG  
GCAATGAGCGTCGTCTCACTGGAAAGCACGAAACAGCCAACATCAACACCTTCAAATGGGGGGTTGCAA  
ACCGTGGTGCATCTGTCCGTGTTGGAAGAGACACAGAGAAGGCAGGCAAGGGATACTTTGAGGACAGAA  
GGCCAGCCTCAAATATGGACCCATACGTCGTTACCTCCATGATCGCAGAAACCACCATCATCGGTTAAC  
CTTGAAGACATTTTACTATGGATGGCTCGGGGGATCGCTTGTTCGTTTGCACAATTTGGGATAGGA  
GAAAAGATTGAATTGTGAAACGACCCTTTCGACTTCACCTGTGTTAATTTTGTAGTTATAGGGGTAGATT  
GTCTCTTGTATTATTTTCTGTTTATTTGCCAGTTGAATTGTATTTTCATACAGCAAGGCCTTATACATTG  
TCTATGATTTGGCAATGCTGTGTTACAAAACAATGTTATTCTTATTAATAACAAGATAATGAAAGGGT  
TTGATTCTATTGCTCATTGCACT

SEQ ID NO: 31 (Asparaginase gene from E. coli)

ATGGGCAAAGCAGTCATTGCAATTCATGGTGGCGCAGGTGCAATTAGCCGCGCGCAGATGAGTCTGCAA  
C  
AGGAATTACGCTACATCGAGGCGTTGTCTGCCATTGTTGAAACCGGGCAGAAAATGCTGGAAGCGGGCG  
A  
AAGTGCCTGGATGTGGTGACGGAAGCGGTGCGTCTGCTGGAAGAGTGTCCACTGTTTAACGCCGGAAT  
T  
GGCGCCGTCTTTACGCGTGATGAAACGCATGAAC'TGGACGCCTGTGTGATGGATGGTAACACCCTGAAA  
G  
CCGGTGCGGTGGCGGGCGTTAGTCATCTGCGTAATCCGGTTCTTGCCGCCCGGCTGGTGATGGAGTAAA  
G  
CCCGCATGTGATGATGATTGGCGAAGGGGCAGAAAATTTGCGTTTGCTCATGGCATGGAGCGCGTCTC  
A  
CCGGAGATTTTCTCCACGCC'TTTGCGTTATGAACAAC'TAATGGCAGCGCGCGAGGAAGGGGCAACAGTC  
C  
TCGACCATAGCGGTGCGCCACTGGATGAAAAACAGAAAATGGGCACCGTGGGGGCCGTGGCGTTGGATT  
T  
AGACGGCAATCTGGCGGCAGCCACGTCCACGGGCGGAATGACCAATAAATTACCCGGACGAGTTGGCGA  
T  
AGCCCCCTTAGTGGGTGCCGGATGCTACGCCAATAACGCCAGTGTGGCGGTTTCTTGTAACGGCACGGGC  
G  
AAGTCTTCATCCGCGCGCTGGCGGCATATGACATCGCCGCGTTAATGGATTACGGCGGATTAAGTCTCG  
C  
GGAAGCCTGCGAGCGGGTAGTAATGGAAAACTCCCTGCGCTTGGCGGTAGCGGTGGCTTAATCGCTAT  
C  
GACCATGAAGGGAATGTCGCGCTACCGTTTAACACCGAAGGAATGTATCGCGCCTGGGGCTACGCAGGC  
G  
ATACGCCAACCCCGGTATCTACCGTGAAAAAGGGGACACCGTTGCCACACAGTGA

SEQ ID NO: 32 (Asparaginase gene from Agrobacterium)

ATGACGAAGATCGCACTGGCCATTACGGTGGTTGCGGCGTGATGCCGAAGACAGCATGACGGCGGCG  
G  
AATGGGCCGCGGCCCGTGAAGATCTGGCAGCAGCGCTGCGGGCCGGTTATGGCGTGCTGAAGGCGGGCG  
G  
AACAGCGCTCGAGGCCGTTGAGGCAGCGGTGCTCGTCATGGAGGACAGCCCGCACTTCAATGCGGGACA  
C  
GGGGCGGCGCTGAACGAAAACGGCATTACGAACTCGATGCCTCGATCATGGACGGGGCCACGCTTTCG  
G

CAGGCGGATCAGCGCATCCCGCGCCATTCGCAATCCTGTGAAGGCGGCCCCGCGCACTGATGGTGGATG  
A  
ACGGGCGGTCTATCTCACAGGAGAGGCTGCGGATCGCTTTGCCACGGAGAAGGGTCTCGCCACCGAACC  
T  
CAGTCCTATTTACACACGCAAAAACGCCTCGAGGCACTGGCAGCGATGAAGCGCCATGCAGCCACAGGC  
A  
CGGAAGCGACGGAACGAAAAGCACGGAACCGTCGGCGCGGTGGCGCTCGATGCGGCGGGGCACCTTG  
C  
TGCGGCCACCTCAACCGGCGGCTATACCAACAAGCCGGATGGCCGGGTGGGCGACAGCCCCGTGATCGG  
C  
GCCGGCACCTATGCGCGGACGGCGCCTGCGCGGTCTCCGGCACCGGCAAGGGTGAGTTTTTCATCCGT  
T  
ATGTCGTCGGCCACGAGATCGCGTCACGCGTCGCCTATCTCGGACAGGATCTGGAAACCGCCCGCGCA  
A  
TCTCGTGACAGGGACCTGGCTCCCTATGATATCGGTGCCGGTCTGGTCGCCATTGATGCGAAGGGCGG  
C  
ATTACCGCTCCGTACAATACACCAGGCATGTTCCGCGGCTGGGTTACGGCGTCTGGAGAGGCGTTTGTG  
G  
CCACTCACGCTGAAGCTTACGCCGTCAAATTATAA

SEQ ID NO: 33 (Asparaginase gene from barley)

ATGGCGCGCTGGGCCATTGCCATCCACGGCGGCGGGCGTGGACCCGAACCTGCCGGAGCACAGGCAG  
G  
AGGAGGCCAAGCGGGTGCTGGCCCCGTGCCTGCAGGTGGGCGTCGACCTGCTGCGCGCCGGCGCCACCG  
C  
GCTGGACGTGGTGGAGCCGTGGTGCGGGAGCTGGAGACGGACCCCTGCTTCAACTCGGGCCGCGGCTC  
C  
GCGCTCACCCGCGCCGGCACCGTCGAGATGGAGGCCAGCATCATGGACGGCCGCGGCCGCGCTGCGGC  
G  
CCGTCTCCGGCGTCTCCACCGTTAAAAACCCGTCTCCCTCGCCCCGCGCGTCATGGACAGGTCCCCGC  
A  
CTCCTACCTCGCCTTCGACGGCGCCGAGGATTTGCCCCGCGAGCAGGGTCTTGAGGTGTGGACAACAG  
C  
TACTTCATCACGGAGGAGAACGTGGGCATGCTCAAGCTCGCCAAGGAGGCCAACAGCATCCTCTTCGAC  
T  
ACCGCATCCCCTCGCCGGGGCCGACACCTGCAGCGCGCAGGCGGCGGCGACCGAGAACCACAACAACA  
A  
CGGCATGGTGATGAACGGGCTGCCCATCAGCATCTACGCGCCGAGACGGTGGGGTGCGCCGTGGTGGA  
C

TGTAACGGCTTCACGGCGGCGGCCACCTCCACGGGCGGGCTCATGAACAAGATGACGGGCGCATCGGC  
G  
ACTCGCCGCTCATCGGCGCTGGCACCTACGCGTGCGGGCACTGCGCCGTGTCTGTGCACGGGCGAGGGCG  
A  
GGCCATCATCCGCTCCACGCTGGCGCGGGACGTGGCCGCCGTGATGGAATCAAGGGGCTGCCTTCTGCA  
G  
GAGGCCGTGGACTTCTGCGTCAAGGAACGGCTCGACGAAGGGTTCGCCGGGCTCATCGCCGTGTCCGGC  
A  
CCGGCGAGGTGGCATACTGGTTCAACTGCACCGGCATGTTTCAAGAGGCTGCGCCACCGAGGACGGATTCA  
T  
GGAGGTCGGCATCTGGGAGTGA

SEQ ID NO: 34 (Ast gene from wheat)

CGCCGCTCCGTTCCGCCCCGTACCTTACCCCTCCCCACCACCCGCGCCTGCGTCGCCGCCGGCGCCGTCG  
CCGGCGACCGTCCCTCCTCGTCGGGCGCGCCGCCGCCCGCCCGTTCGTCCGCGGCGTCTGGCCAACG  
AGGCGTGAGGTCCCGCCGGCCGCCACCATGTGCGGCATCCTCGCCGTCTCGGCGTCGGCGACGTCTCC  
CTCGCCAAGCGCTCCCGCATCATCGAGCTCTCCGCGGATTACGGCACAGAGGCCCTGATTGGAGTGGT  
ATACACAGCTTTGAGGATTGCTATCTTGCACACCAGCGGTTGGCTATTGTTGATCCCACATCTGGAGAC  
CAGCCATTGTACAACGAGGACAAAACAGTTGTTGTGACGGTGAATGGAGAGATCTATAACCATGAAGAA  
CTGAAAGCTAAGCTAAAATCTCATCAATTCCAACTGGTAGTGATTGTGAAGTTATTGCTCACCTATAT  
GAGGAATACGGGGAGGAATTTGTGGATATGCTGGATGGCATGTTCTCGTTTGTGCTTCTTGACACACGT  
GATAAAAGCTTCATTGCTGCCCCGTGATGCTATTGGCATCTGTCCTTTGTACATGGGCTGGGGTCTTGAT  
GGGTCACTTTGGTTTTCTTCAGAGATGAAGGCATTGAGTGATGATTGCGAGCGCTTCATATCGTTCCCC  
CCTGGACACTTGTACTCAAGCAAAACAGGTGGCCTAAGGAGGTGGTACAACCCCCCATGGTTTTTCAGAA  
AGCATTCCTCAGCCCCCTATGATCCTCTCCTCATCCGAGAGAGTTTTGAGAAGGCTGTTATTAAGAGG  
CTAATGACTGATGTGCCATTTGGTGTCTCTTGTCTGGTGGGCTTGACTCTTCTTTGGTGGCTTCTGTT  
GTTTTACGCTACTTGGCAGAAACAAAAGTTGCTAGGCAGTGGGGAAACAACTGCACACCTTTTGCATC  
GGTTTGAAGGGTCTCCTGATCTTAAAGCTGCTAAGGAAGTTGCTGACTACCTTGGCACAGTCCATCAT  
GAATTACACTTTACAGTGCAGGAGGGCATTGATGCTTTTGAAGAAGTTATATATCACATCGAGACGTA  
TGACGTAACGACCATTAGAGCAAGTACCCGATGTTTCTAATGTCTCGGAAAAATCAAATCGTTGGGTGT  
GAAGATGGTTCTTTCCGGTGAAGGTTCCGATGAAATATTTGGTGGTTATCTTTATTTTCATAAGGCACC  
AAACAAAAAGGAACTCCATGAGGAAACATGTGGAAGATAAAAGCTCTCCATTTATATGATTGTTTGGAG  
AGCGAACAAAGCAACTTCTGCCTGGGGTCTCGAGGCTCGTGTTCCATTCTCGACAAAACTTCATCAA  
TGTAGCAATGGACCTGGATCCGGAATGTAAGATGATAAGGCGTGATCTTGGCCGGATCGAGAAATGGGT  
CCTGCGTAATGCATTTGATGATGAGAAGAAGCCCTATTTACCCAAGCACATTCTTTACAGGCAAAAAGA  
ACAGTTCAGCGATGGTGTGGGTACAGTTGGATTGATGGATTGAAGGACCATGCTAATGCACATGTGTC  
AGATTCATGATGACGAACGCCAGCTTTGTTTACCCTGAAAACACACCCACAACAAAAGAAGCCTACTA  
TTATAGGACAGTATTTGAGAAGTTTTATCCCAAGAATGCTGCTAGGCTAACGGTGCCAGGAGGTCCCAG  
CGTTGCATGCAGCACCGCGAAAGCTGTTGAATGGGACGCCCGCTGGTCCAAGCTCCTCGACCCATCTGG

CCGTGCTGCTCTCGGTGTGCATGACGCGGCATATGAAGAAGAAAAGGCTCCTGCGTTGGCCGATCATGT  
CTTCCGTCCACCAGCCCACGGGGAGAGCATCTTAGTCGAAACTGGTGTTCAGCAGCAGCTGTTTAACT  
TTCCATTCCATGGTTTTATAAAATGCTTGAGAAAATGTTGTGCGCTTAGTTCAATTCTAGCGTTGCAACT  
TGTCCGTAGCTTCAATCATTAGTGTAGAAATTCCTGTGCACCATTTTCCTTGATGCTTGCTGGTATGT  
CATGCTTTTCGCATGTATGTACTAAGTTTATGTGGTGAGCAGTGCATGGTAAATATTTACCATGGTTG  
TACATCCGAATTGCTCAAAGTCTGGGTTGCAACCTGGAAAAGTTTCATTAATAAACCCCAAGGTGT

SEQ ID NO: 35 (Ast gene from wheat)

TACGACAACCCACACGTCCGGGACTGGAGCACGAGGACACGGACATGGACTGACCCCGTAGAAATTCCT  
ATCCTCTTTTCAAGACACAGAGAGAGATCTTCTAGCTACATACTGTTGCCGTCGATCCAGCGAAAATGT  
GCGGCATACTGGCGGTGCTGGGCTGCGCTGATGACACCCAGGGGAAGAGAGTGCGCGTGCTCGAGCTCT  
CGCGCAGGCTCAAGCACCGCGCCCCGACTGGAGCGGCATGCACCAGGTTGGCGACTGCTACCTCTCCC  
ACCAGCGCCTCGCCATCATCGACCTTGCTTGGCGACCAGCCGCTCTACAACGAGGACAAGTCCATCG  
TCGTACAGTGAATGGAGAGATCTACAACCATGAACAGCTCCGGGCGCAGCTCTCCTCCACACGTTCA  
GGACAGGCAGCGACTGCGAGGTCATCGCACACCTGTACGAGGAGCATGGGGAGAACTTCATCGACATGC  
TGGATGGTGTCTTCTCCTTCGTCTTGCTCGATACACGCGACAACAGCTTCATTGCTGCACGTGATGCCA  
TTGGCGTCACACCCCTCTATATTGGCTGGGGAATTGATGGGTGCGTGTGGATATCATCAGAGATGAAGG  
GCCTGAATGATGATTGTGAGCACTTTGAGATCTTTTCTCCTGGCCATCTCTACTCCAGCAAGCAGGGAG  
GCTTCAAGAGATGGTACAACCCACCTTGGTTCTCCGAGGTCATTCCTTCAGTGCCATATGACCCACTTG  
CTCTCAGGAAGGCTTTTCGAAAAGGCTGTCTCAAGAGGCTTATGACGGACGTTCCATTCCGTGTTCTAC  
TCTCTGGTGGCCTTGACTCATCATTTGGTTGCAGCCGTTACAGTTTCGTACCTGGCAGGAACAAAGGCTG  
CAAAGCGCTGGGGGACTAAGCTTCACTCTTTTGTGTGCGACTTGAGGGGTCACCTGATCTGAAGGCTG  
CAAAGGAGGTAGCCAATTACCTGGGCACCATGCACCATGAGTTACCTTCACCTGTTTACAGGACGGCATTG  
ATGCAATTGAGGATGTGATTTATCACACCGAAACATATGATGTGACGACAATCAGGGCAAGCACGCCAA  
TGTTCTCTGATGTACGCAAGATCAAGTCACTTGGGGTCAAGATGGTTCATCTCTGGTGAGGGTTCCGATG  
AGATTTTTCGGAGGGTACCTCTACTTCCACAAGGCACCCAAAGAGGAGCTCCACCGTGAGACATGTC  
AAAAGATCAAAGCTCTGCATCAGTACGATTGCTTGAGGGCCAACAAGGCAACATCTGCATGGGGCCTCG  
AAGCACGTGTGCCATTCTTGACAAGGAGTTTATCAATGAGGCAATGAGCATTTGATCCTGAGTGAAGA  
TGATCCGGCCTGATCTTGGAAGAATTGAGAAATGGGTGCTGAGGAAAGCATTTGATGACGAGGAGCAAC  
CATTCCTGCCGAAGCACATTCTGTACAGGCAGAAAGAGCAGTTTCAGTGATGGTGTGGCTACAGCTGGA  
TTGATGGCCTAAAGGCTCACGCAGAAATCAAATGTGACAGATAAGATGATGTCAAATGCAAAGTTTCTCT  
ACCCACACAACACCCCGACTACAAAAGAGGCCTACTGTTACAGGATGATATTTGAGAGGTTCTTCCCCC  
AGAACTCGGCGATCCTGACGGTGCCAGGTGGGCCAAGCGTTGCATGCAGCACGGCGAAGGCGGTAGAGT  
GGGATGCCCAGTGGTCAGGGAACCTGGATCCCTCAGGGAGAGCAGCACTTGGAGTCCATCTCTCGGCCT  
ATGAACAGGAGCATCTCCAGCAACCATCATGGCAGGAACAGCAAGAAGCCGAGGATGATCGAGGTTG  
CGGCGCCTGGTGTGCAATTGAGAGTTGATGGTGTCTGCTGCTGCTTGGCGTTTCTGATAAGAAATAAG  
ATGTACCTGGTCTTGCCATTAGAGTGGTGCAGACCTAAGGTTTGAGTGAAGATTGTGCATTAATGTTTC  
TATTGTTCTTATGACGATTTGTAATCCTTTTCTGGCAACTTCCATCAAAACATTATTACATGATGGTTA  
TTATTTGACATAAACGGCTACATCTACCC