

(12) INTERNATIONAL APPLICATION PUBLISHED UNDER THE PATENT COOPERATION TREATY (PCT)

(19) World Intellectual Property  
Organization  
International Bureau



(43) International Publication Date  
25 June 2015 (25.06.2015)

(10) International Publication Number  
**WO 2015/095059 A1**

(51) International Patent Classification:

*C07D 417/14* (2006.01) *A61P 25/00* (2006.01)  
*A61K 31/4439* (2006.01) *A61P 29/00* (2006.01)

(21) International Application Number:

PCT/US2014/070362

(22) International Filing Date:

15 December 2014 (15.12.2014)

(25) Filing Language:

English

(26) Publication Language:

English

(30) Priority Data:

61/918,784 20 December 2013 (20.12.2013) US

(71) Applicant: GILEAD SCIENCES, INC. [US/US]; 333  
Lakeside Drive, Foster City, CA 94404 (US).

(72) Inventor: NOTTE, Gregory; C/o Gilead Sciences, Inc.,  
333 Lakeside Drive, Foster City, CA 94404 (US).

(74) Agents: HARTRUM, J. Elin et al.; Gilead Sciences, Inc.,  
333 Lakeside Drive, Foster City, CA 94404 (US).

(81) Designated States (unless otherwise indicated, for every  
kind of national protection available): AE, AG, AL, AM,

AO, AT, AU, AZ, BA, BB, BG, BH, BN, BR, BW, BY,  
BZ, CA, CH, CL, CN, CO, CR, CU, CZ, DE, DK, DM,  
DO, DZ, EC, EE, EG, ES, FI, GB, GD, GE, GH, GM, GT,  
HN, HR, HU, ID, IL, IN, IR, IS, JP, KE, KG, KN, KP, KR,  
KZ, LA, LC, LK, LR, LS, LU, LY, MA, MD, ME, MG,  
MK, MN, MW, MX, MY, MZ, NA, NG, NI, NO, NZ, OM,  
PA, PE, PG, PH, PL, PT, QA, RO, RS, RU, RW, SA, SC,  
SD, SE, SG, SK, SL, SM, ST, SV, SY, TH, TJ, TM, TN,  
TR, TT, TZ, UA, UG, US, UZ, VC, VN, ZA, ZM, ZW.

(84) Designated States (unless otherwise indicated, for every  
kind of regional protection available): ARIPO (BW, GH,  
GM, KE, LR, LS, MW, MZ, NA, RW, SD, SL, ST, SZ,  
TZ, UG, ZM, ZW), Eurasian (AM, AZ, BY, KG, KZ, RU,  
TJ, TM), European (AL, AT, BE, BG, CH, CY, CZ, DE,  
DK, EE, ES, FI, FR, GB, GR, HR, HU, IE, IS, IT, LT, LU,  
LV, MC, MK, MT, NL, NO, PL, PT, RO, RS, SE, SI, SK,  
SM, TR), OAPI (BF, BJ, CF, CG, CI, CM, GA, GN, GQ,  
GW, KM, ML, MR, NE, SN, TD, TG).

Published:

— with international search report (Art. 21(3))

(54) Title: APOPTOSIS SIGNAL-REGULATING KINASE INHIBITORS

(57) Abstract: The present application relates to compounds having the inhibitory activity to apoptosis signal-regulating kinase (ASK1), thus are thus useful in treating ASK1-mediated conditions, including autoimmune disorders, inflammatory diseases, cardiovascular diseases, diabetes, diabetic nephropathy, cardio-renal diseases, including kidney disease, fibrotic diseases, respiratory diseases, COPD, idiopathic pulmonary fibrosis, acute lung injury, acute and chronic liver diseases, and neurodegenerative diseases.



WO 2015/095059 A1

## APOPTOSIS SIGNAL-REGULATING KINASE INHIBITORS

CROSS-REFERENCE TO RELATED APPLICATIONS

5           This application claims benefit under 35 U.S.C. § 119(e) to U.S. Provisional Application Serial Number 61/918,784, filed on December 20, 2013, the entirety of which is incorporated herein by reference.

FIELD OF THE INVENTION

10

          The present invention relates to novel compounds having enzyme inhibitory activity, and to their use in the treatment of ASK1-mediated conditions, including autoimmune disorders, inflammatory diseases, including chronic kidney disease, cardiovascular diseases and neurodegenerative diseases. The invention also relates to  
15       methods for their preparation, and to pharmaceutical compositions containing such compounds.

BACKGROUND

          Mitogen-activated protein kinase (MAPK) signaling cascades couple diverse extracellular and intracellular queues to appropriate cellular stress responses, including  
20       cell growth, differentiation, inflammation, and apoptosis (Kumar, S., Boehm, J., and Lee, J.C. (2003) Nat. Rev. Drug Dis. 2:717-726; Pimienta, G., and Pascual, J. (2007) Cell Cycle, 6: 2826-2632) . MAPKs exist in three groups, MAP3Ks, MAP2Ks, and MAPKs, which are sequentially activated. MAPK3s directly respond to environmental signals and phosphorylate MAP2Ks, which in turn phosphorylate specific MAPKs.  
25       MAPKs then mediated the appropriate cellular response by phosphorylating cellular substrates, including transcription factors that regulate gene expression.

          Apoptosis signal-regulating kinase 1 (ASK1) is a member of the mitogen-activated protein kinase kinase kinase ("MAP3K") family that activates the c-Jun N-terminal protein kinase ("JNK") and p38 MAP kinase (Ichijo, H., Nishida, E., Irie, K.,  
30       Dijke, P. T., Saitoh, M., Moriguchi, T., Matsumoto, K., Miyazono, K., and Gotoh, Y. (1997) Science, 275, 90-94). ASK1 is activated by a variety of stimuli including

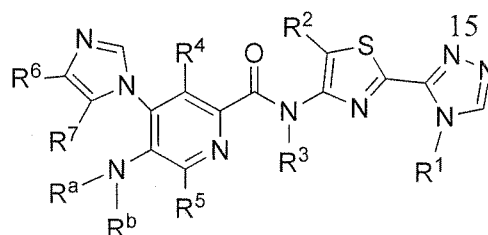
oxidative stress, reactive oxygen species (ROS), LPS, TNF- $\alpha$ , FasL, ER stress, and increased intracellular calcium concentrations (Hattori, K., Naguro, I., Runchel, C., and Ichijo, H. (2009) *Cell Comm. Signal.* 7:1-10; Takeda, K., Noguchi, T., Naguro, I., and Ichijo, H. (2007) *Annu. Rev. Pharmacol. Toxicol.* 48: 1-8.27; Nagai, H., Noguchi, T., Takeda, K., and Ichijo, I. (2007) *J. Biochem. Mol. Biol.* 40:1-6). ASK1 undergoes activation via autophosphorylation at Thr838 in response to these signals and in turn phosphorylates MAP2Ks, such as MKK3/6 and MKK4/7, which then phosphorylate and activates p38 and JNK MAPKs, respectively. ASK2 is a related MAP3K that shares 45% sequence homology with ASK1 (Wang, X. S., Diener, K., Tan, T-H., and Yao, Z. (1998) *Biochem. Biophys. Res. Commun.* 253, 33-37. Although ASK2 tissue distribution is restricted, in some cell types ASK1 and ASK2 have been reported to interact and function together in a protein complex (Takeda, K., Shimozono, R., Noguchi, T., Umeda, T., Morimoto, Y., Naguro, I., Tobiume, K., Saitoh, M., Matsuzawa, A., and Ichijo, H. (2007) *J. Biol. Chem.* 282: 7522-7531; Iriyama, T., et al. (2009) *Embo J.* 28: 843-853) In non-stressed conditions, ASK1 is kept in an inactive state through binding to its repressor Thioredoxin (Trx) (Saitoh, M., Nishitoh, H., Fuji, M., Takeda, K., Tobiume, K., Sawada, Y., Kawabata, M., Miyazono, K., and Ichijo, H. (1998) *Embo J.* 17:2596-2606), and through association with AKT (Zhang, L., Chen, J. and Fu, H. (1999) *Proc. Natl. Acad. Sci. U.S.A* 96:8511-8515).

Phosphorylation of ASK1 protein can lead to apoptosis or other cellular responses depending on the cell type. ASK1 activation and signaling have been reported to play an important role in a broad range of diseases including neurodegenerative, cardiovascular, inflammatory, autoimmunity, and metabolic disorders. In addition, ASK1 has been implicated in mediating organ damage following ischemia and reperfusion of the heart, brain, and kidney (Watanabe et al. (2005) *BBRC* 333, 562-567; Zhang et al., (2003) *Life Sci* 74-37-43; Terada et al. (2007) *BBRC* 364: 1043-49). Emerging evidence suggests that ASK2, either alone or in a complex with ASK1, may play important roles in human diseases as well. Therefore, therapeutic agents that function as inhibitors of ASK1 and ASK2 signaling complexes have the potential to remedy or improve the lives of patients suffering from such conditions.

U.S. Publication No. 2007/0276050 describes methods for identifying ASK1 inhibitors useful for preventing and/or treating cardiovascular disease and methods for preventing and/or treating cardiovascular disease in an animal. The methods comprise administering to the animal an ASK1 inhibitor and, optionally, a hypertensive compound. U.S. Publication No. 2007/0167386 reports a drug for at least one of prevention and treatment of cardiac failure containing a compound that inhibits a functional expression of ASK1 protein in a cardiomyocyte, and a method for screening the drug. WO2009027283 discloses triazolopyridine compounds, methods for preparation thereof and methods for treating autoimmune disorders, inflammatory diseases, cardiovascular diseases and neurodegenerative diseases.

### SUMMARY OF THE INVENTION

The present invention provides novel compounds that function as ASK1 inhibitors, compositions and methods of using said novel compounds. In a first aspect, the application relates to compounds of Formula (I):



(I)

wherein:

R<sup>1</sup> is hydrogen, C<sub>1</sub>-C<sub>6</sub> alkyl, C<sub>3</sub>-C<sub>6</sub> cycloalkyl, C<sub>2</sub>-C<sub>6</sub> heterocycloalkyl, wherein the alkyl, cycloalkyl, or heterocycloalkyl moiety is optionally substituted with one to four members independently selected from the group consisting of halo, oxo, C<sub>1</sub>-C<sub>6</sub> alkyl, C<sub>3</sub>-C<sub>6</sub> cycloalkyl, C<sub>2</sub>-C<sub>6</sub> heterocycloalkyl, phenyl, phenoxy, cyano, OR<sup>11</sup>, C(O)R<sup>11</sup>, OC(O)R<sup>11</sup>, C(O)OR<sup>11</sup>, N(R<sup>11</sup>)C(O)OR<sup>12</sup>, N(R<sup>11</sup>)C(O)R<sup>12</sup>, NR<sup>11</sup>R<sup>12</sup>, N(R<sup>11</sup>)C(O)N(R<sup>11</sup>)(R<sup>12</sup>), C(O)N(R<sup>11</sup>)(R<sup>12</sup>), C<sub>1</sub>-C<sub>6</sub> alkyl-R<sup>11</sup>, C<sub>1</sub>-C<sub>6</sub> alkyl-OR<sup>11</sup>, C<sub>3</sub>-C<sub>6</sub> cycloalkyl-R<sup>11</sup>, and C<sub>3</sub>-C<sub>6</sub> cycloalkyl-OR<sup>11</sup>;

R<sup>2</sup> is hydrogen or C<sub>1</sub>-C<sub>6</sub> alkyl wherein the alkyl moiety is optionally substituted with one to four members of halogen atoms;

R<sup>3</sup> is hydrogen or C<sub>1</sub>-C<sub>6</sub> alkyl;

$R^4$  is hydrogen or  $C_1$ - $C_6$  alkyl;

$R^5$  is hydrogen or  $C_1$ - $C_6$  alkyl;

$R^6$  is hydrogen,  $C_1$ - $C_6$  alkyl,  $C_3$ - $C_6$  cycloalkyl,  $C_2$ - $C_6$  heterocycloalkyl, wherein the alkyl, cycloalkyl, or heterocycloalkyl moiety is optionally substituted with one to

5 four members independently selected from the group consisting of halo, oxo,  $C_1$ - $C_6$  alkyl,  $C_3$ - $C_6$  cycloalkyl,  $C_2$ - $C_6$  heterocycloalkyl, phenyl, phenoxy, cyano,  $OR^{11}$ ,  $NR^{11}R^{12}$ ,  $C(O)R^{11}$ ,  $OC(O)R^{11}$ ,  $C(O)OR^{11}$ ,  $N(R^{11})C(O)OR^{12}$ ,  $N(R^{11})C(O)R^{12}$ ,  $N(R^{11})C(O)N(R^{11})(R^{12})$ ,  $C(O)N(R^{11})(R^{12})$ ,  $C_1$ - $C_6$  alkyl- $R^{11}$ ,  $C_1$ - $C_6$  alkyl- $OR^{11}$ ,  $C_3$ - $C_6$  cycloalkyl- $R^{11}$ , and  $C_3$ - $C_6$  cycloalkyl- $OR^{11}$ ;

10  $R^7$  is hydrogen or  $C_1$ - $C_6$  alkyl; and

$R^a$  and  $R^b$  are independently hydrogen,  $C_1$ - $C_6$  alkyl, or  $R^a$  and  $R^b$  combine with the nitrogen atom to which they are attached to form a three to twelve member heterocyclic group, wherein the heterocyclic group is a monocyclic, fused or bridged bicyclic, or spirocyclic group optionally substituted with an oxygen or nitrogen atom in

15 the ring, wherein the  $C_1$ - $C_6$  alkyl or the heterocyclic group is further optionally substituted with one to four members independently selected from the group consisting of  $C_1$ - $C_6$  alkyl, hydroxyl, cyano, oxo, halo, phenyl, phenoxy,  $C_1$ - $C_6$  carbonyl,  $C_1$ - $C_6$  haloalkyl,  $C_1$ - $C_6$  alkoxy,  $C_3$ - $C_6$  cycloalkyl,  $C_2$ - $C_6$  heterocycloalkyl,  $C_1$ - $C_6$  alkyl- $R^{11}$ ,  $OR^{11}$ ,  $NR^{11}R^{12}$ ,  $C(O)NR^{11}$ ,  $R^{11}OR^{12}$ ,  $R^{11}NR^{12}$ ,  $C(O)R^{11}$ ,  $OC(O)R^{11}$ ,  $C(O)OR^{11}$ ,  
20  $N(R^{11})C(O)OR^{12}$ ,  $N(R^{11})C(O)R^{12}$ ,  $N(R^{11})C(O)N(R^{11})(R^{12})$ , and  $C(O)N(R^{11})(R^{12})$ ;

wherein  $R^{11}$  and  $R^{12}$  are independently selected from the group consisting of hydrogen,  $C_1$ - $C_6$  alkyl,  $C_1$ - $C_6$  haloalkyl,  $C_3$ - $C_6$  cycloalkyl, wherein  $R^{11}$  and  $R^{12}$

are further optionally substituted with one to three members independently selected from the group consisting of  $C_1$ - $C_3$  alkyl,  $C_1$ - $C_3$  alkoxy,  $C_1$ - $C_3$

25 haloalkyl,  $C_3$ - $C_6$  cycloalkyl, hydroxyl, or halogen atoms;  $R^{11}$  and  $R^{12}$  may optionally combine with the nitrogen to which they are attached to form a heterocyclic group,

or a pharmaceutically acceptable salt, ester, or stereoisomer thereof.

In a second aspect, the present application relates to a method of using the  
30 compounds of Formula (I) in the treatment of a disease or condition in a patient which is amenable to treatment by an ASK1 inhibitor. Such diseases include autoimmune disorders, inflammatory diseases, cardiovascular diseases (including diabetes, diabetic

nephropathy, and other complications of diabetes), cardio-renal diseases, including kidney disease, fibrotic diseases, respiratory diseases (including COPD, idiopathic pulmonary fibrosis (IPF), and acute lung injury), acute and chronic liver diseases, and neurodegenerative diseases.

5           In a third aspect, the application relates to pharmaceutical composition comprising a therapeutically effective amount of a compound of Formula (I) and at least one pharmaceutically acceptable excipient.

          In a fourth aspect, the present application provides a compound of formula (I) useful for treating chronic kidney disease, kidney fibrosis and lung fibrosis

10           In a fifth aspect, the application provides a method of treating a patient in need thereof with a therapeutically effective amount of compound of Formula (I) and a therapeutic effective amount of one or more therapeutic agent.

          In another aspect, the disclosure provides a compound of formula (I) for use in therapy.

15           In another aspect, the disclosure relates to the use of a compound of formula (I) for the manufacture of a medicament for treating autoimmune disorders, inflammatory diseases, cardiovascular diseases (including diabetes, diabetic nephropathy, and other complications of diabetes), cardio-renal diseases, including kidney disease, fibrotic diseases, respiratory diseases (including COPD, idiopathic pulmonary fibrosis (IPF),  
20           and acute lung injury), acute and chronic liver diseases, and neurodegenerative diseases.

          In other aspect, the disclosure relates to the kit comprises the compounds of Formula (I) or pharmaceutical composition thereof. In additional aspect, the kit comprises a label or instruction of use.

## 25                           DETAILED DESCRIPTION OF THE INVENTION

### Definitions and General Parameters

          As used in the present application, the following words and phrases are generally intended to have the meanings as set forth below, except to the extent that the context in which they are used indicates otherwise.

The term “alkyl” refers to a monoradical branched or unbranched saturated hydrocarbon chain having the indicated number of carbon atoms. This term is exemplified by groups such as methyl, ethyl, n-propyl, iso-propyl and the like.

The term “substituted alkyl” refers to an alkyl group as defined above, having 1,  
5 2, 3 or more substituents selected from the indicated groups.

The term “alkylene” refers to a diradical of a branched or unbranched saturated hydrocarbon chain, typically having from 1 to 6 carbon atoms (e.g. 1, 2, 3, 4, 5 or 6 carbon atoms). This term is exemplified by groups such as methylene ( $-\text{CH}_2-$ ), ethylene ( $-\text{CH}_2\text{CH}_2-$ ), the propylene isomers (e.g.,  $-\text{CH}_2\text{CH}_2\text{CH}_2-$  and  $-\text{CH}(\text{CH}_3)\text{CH}_2-$ ),  
10 and the like.

The term “amino” refers to the group  $-\text{NH}_2$ . The term substituted amino refers to an  $\text{NHR}^a$ ,  $\text{NR}^a\text{R}^b$ , or  $\text{NR}^{11}\text{R}^{12}$  group wherein  $\text{R}^a$ ,  $\text{R}^b$ ,  $\text{R}^{11}$  and  $\text{R}^{12}$  (which may be same or different) represent the substituent groups.

The term “cycloalkyl” refers to cyclic alkyl groups of from 3 to 6 carbon atoms  
15 having a single cyclic ring. Such cycloalkyl groups include, by way of example, single ring structures such as cyclopropyl, cyclobutyl, cyclopentyl, and the like.

The term “halogen” or “halo” refers to fluoro, bromo, chloro, and iodo.

The term “haloalkyl” refers to alkyl of 1-4 (or as indicated) carbon atoms substituted by 1, 2, 3, or 4 halo atoms or as chemically permissible. Where a residue or  
20 member is substituted with more than one halogen, it may be referred to by using a prefix corresponding to the number of halogen moieties attached. For example, dihaloaryl, dihaloalkyl, and trihaloaryl refer to aryl and alkyl substituted with two (“di”) or three (“tri”) halo groups, which may be, but are not necessarily, the same halogen; thus, for example, 3,5-difluorophenyl, 3-chloro-5-fluorophenyl, 4-chloro-3-fluorophenyl, and 3,5-difluoro-4-chlorophenyl is within the scope of dihaloaryl. Other  
25 Examples of haloalkyl groups include, but is not limited to, fluoromethyl, difluoromethyl ( $-\text{CHF}_2$ ), trifluoromethyl ( $-\text{CF}_3$ ), fluoroethyl, difluoroethyl, trifluoroethyl, perfluoroethyl, fluoropropyl, difluoropropyl, trifluoropropyl, perfluoropropyl, fluorobutyl, and perfluorobutyl. As used herein, the term

“trifluoropropyl” compasses fluoro-substitutions at any carbon position and includes, but not limited to, 1,1,1-trifluoropropanyl and 1,1,1-trifluoroisopropanyl.

The term “acyl” denotes a group -C(O)R, in which R is hydrogen, optionally substituted alkyl, optionally substituted cycloalkyl, optionally substituted heterocyclyl,  
5 optionally substituted aryl, and optionally substituted heteroaryl.

The term “acylhalide” refers to the group -C(O)X where X is a halogen atom preferably chloro.

The terms “heterocyclyl”, “heterocyclic” and “heterocycle” are synonymous and refer to a saturated or partially unsaturated cyclic group having a single ring or  
10 multiple rings that are fused, bridged, or spirocyclic. Heterocyclic groups comprise 1 to 12 carbon atoms and 1 to 3 hetero atoms selected from nitrogen, sulfur, and/or oxygen within the ring. As used herein, the term “seven to ten membered heterocyclic” refers to a heterocyclic group as defined above wherein the total number of ring members is seven to ten and adjustment is made for the number of carbon atoms based  
15 on the number of heteroatoms in the ring. Also, the term “six to ten membered heterocyclic bicyclic group” refers to a heterocyclic bicyclic group that may be fused, bridged, or spirocyclic as indicated, wherein the total number of ring members is six to ten and adjustment is made for the number of carbon atoms based on the number of heteroatoms in the ring. By way of example, heterocyclic groups include morpholino,  
20 piperidiny, piperazino, dihydropyridino, and the like.

The term “alkoxy” refers to the group “alkyl-O-.” Examples of alkoxy groups may include methoxy, ethoxy, n-propoxy, iso-propoxy, n-butoxy, tert-butoxy, sec-butoxy, n-pentoxy, n-hexoxy, and 1,2-dimethylbutoxy.

The term “aryl” refers to an aromatic carbocyclic group having a single ring  
25 (*e.g.*, phenyl), multiple rings (*e.g.*, biphenyl) or multiple fused rings (*e.g.*, naphthyl, fluorenyl, and anthryl). Aryl groups have 6 to 20 ring carbon atoms (*i.e.*, C<sub>6-20</sub> aryl), or 6 to 12 carbon ring atoms (*i.e.*, C<sub>6-12</sub> aryl). If one or more aryl groups are fused with a heteroaryl ring, the resulting ring system is heteroaryl.

The terms “optional” or “optionally” means that the subsequently described event or circumstance may or may not occur, and that the description includes instances where said event or circumstance occurs and instances in which it does not.

5 The term “substituted” means that any one or more hydrogen atoms on the designated atom or group is replaced with a moiety other than hydrogen, provided that the designated atom’s normal valence is not exceeded. As used herein, the substituted member or group may be located on any position of the designated atom or group. For example, the heterocyclic group (e.g. 1,4-oxazepanyl) that is substituted with a cyano member means the cyano member may be located at any position of the heterocyclic  
10 group.

A dash (“-”) that is not between two letters or symbols is used to indicate a point of attachment for a substituent. For example, -CONH<sub>2</sub> is attached through the carbon atom.

Reference to “about” a value or parameter herein includes (and describes)  
15 embodiments that are directed to that value or parameter per se. For example, description referring to “about X” includes description of “X”.

A compound of a given Formula (e.g. the “compound of Formula (I)”) is intended to encompass the representative compounds disclosed herein, and the pharmaceutically acceptable salts, pharmaceutically acceptable esters, hydrates,  
20 polymorphs, and prodrugs of such compounds.

The present application also includes compounds of Formula (I) in which one or more hydrogen atoms attached to a carbon atom is/are replaced by deuterium. Such compounds exhibit increased resistance to metabolism, and are thus useful for increasing the half life of any compound of Formula I when administered to a mammal.  
25 See, for example, Foster, “Deuterium Isotope Effects in Studies of Drug Metabolism”, Trends Pharmacol. Sci. 5(12):524-527 (1984). Such compounds are synthesized by means well known in the art, for example by employing starting materials in which one or more hydrogen atoms have been replaced by deuterium.

Any formula or structure given herein, including Formula (I) compounds, is also intended to represent unlabeled forms as well as isotopically labeled forms of the compounds.

5           The term “isomers” refers to different compounds that have the same molecular formula.

          The term “stereoisomers” refers to isomers that differ only in the way the atoms are arranged in space. As commonly referred in the art, stereoisomers may be enantiomers or diastereoisomers. The term “enantiomers” refers to a pair of  
10 stereoisomers that are non-superimposable mirror images of each other. A 1:1 mixture of a pair of enantiomers is a “racemic” mixture. The term “(±)” is used to designate a racemic mixture where appropriate. The term “diastereoisomers” refers to stereoisomers that have at least two asymmetric atoms, but which are not mirror-images of each other.

15           The term “therapeutically effective amount” or variants thereof refer to an amount that is sufficient to effect treatment, as defined below, when administered to a mammalian patient, such as a human patient, in need of such treatment. The therapeutically effective amount will vary depending upon the subject (e.g. a human) and disease condition being treated, the weight and age of the subject, the severity of  
20 the disease condition, the manner of administration and the like, which can readily be determined by one of ordinary skill in the art.

          The terms “treatment” or “treating” refer to any administration of a compound of the present application or practice of the method of the present application for the purpose of (i) protecting against the disease, that is, causing the clinical symptoms of  
25 the disease not to develop; (ii) inhibiting the disease, that is, arresting the development of clinical symptoms; and/or (iii) relieving the disease, that is, causing the regression of clinical symptoms.

          In many cases, the compounds described herein are capable of forming acid and/or base salts by virtue of the presence of amino and/or carboxyl groups or groups  
30 similar thereto.

The term “pharmaceutically acceptable salt” of a given compound refers to salts that retain the biological effectiveness and properties of the given compound, and which are not biologically or otherwise undesirable. Pharmaceutically acceptable base addition salts can be prepared from inorganic and organic bases. Salts derived from inorganic bases include, by way of example only, sodium, potassium, lithium, ammonium, calcium and magnesium salts. Salts derived from organic bases include, but are not limited to, salts of primary, secondary and tertiary amines, such as alkyl amines, dialkyl amines, trialkyl amines, substituted alkyl amines, di(substituted alkyl) amines, tri(substituted alkyl) amines, alkenyl amines, dialkenyl amines, trialkenyl amines, substituted alkenyl amines and the like. Also included are amines where the two or three substituents, together with the amino nitrogen, form a heterocyclic or heteroaryl group.

Pharmaceutically acceptable acid addition salts may be prepared from inorganic and organic acids. Salts derived from inorganic acids include hydrochloric acid, hydrobromic acid, sulfuric acid, nitric acid, phosphoric acid, and the like. Salts derived from organic acids include acetic acid, propionic acid, glycolic acid, pyruvic acid, oxalic acid, malic acid, malonic acid, succinic acid, maleic acid, fumaric acid, tartaric acid, citric acid, benzoic acid, cinnamic acid, mandelic acid, methanesulfonic acid, ethanesulfonic acid, p-toluene-sulfonic acid, salicylic acid, and the like.

The term “pharmaceutically acceptable carrier” includes any and all solvents, dispersion media, coatings, antibacterial and antifungal agents, isotonic and absorption delaying agents and the like. The use of such media and agents for pharmaceutically active substances is well known in the art. Except insofar as any conventional media or agent is incompatible with the active ingredient, its use in the therapeutic compositions is contemplated. Supplementary active ingredients can also be incorporated into the compositions.

“Coronary diseases” or “cardiovascular diseases” refer to diseases of the cardiovascular system arising from any one or more than one of, for example, heart failure (including congestive heart failure, diastolic heart failure and systolic heart failure), acute heart failure, ischemia, recurrent ischemia, myocardial infarction, arrhythmias,

angina (including exercise-induced angina, variant angina, stable angina, unstable angina), acute coronary syndrome, diabetes, and intermittent claudication.

“Intermittent claudication” means the pain associated with peripheral artery disease. “Peripheral artery disease” or PAD is a type of occlusive peripheral vascular disease (PVD). PAD affects the arteries outside the heart and brain. The most  
5 common symptom of PAD is a painful cramping in the hips, thighs, or calves when walking, climbing stairs, or exercising. The pain is called intermittent claudication. When listing the symptom intermittent claudication, it is intended to include both PAD and PVD.

10 “Arrhythmia” refers to any abnormal heart rate. “Bradycardia” refers to abnormally slow heart rate whereas tachycardia refers to an abnormally rapid heart rate. As used herein, the treatment of arrhythmia is intended to include the treatment of supra ventricular tachycardias such as atrial fibrillation, atrial flutter, AV nodal reentrant tachycardia, atrial tachycardia, and the ventricular tachycardias (VTs),  
15 including idiopathic ventricular tachycardia, ventricular fibrillation, pre-excitation syndrome, and Torsade de Pointes (TdP).

“Pharmaceutically-acceptable” means suitable for use in pharmaceutical preparations, generally considered as safe for such use, officially approved by a regulatory agency of a national or state government for such use, or being listed in the  
20 U. S. Pharmacopoeia or other generally recognized pharmacopoeia for use in animals, and more particularly in humans.

“Prodrug” refers a compound that is chemically designed to efficiently liberate the parent drug after overcoming biological barriers to oral delivery.

“Polymorph” refers to the different crystal forms of a compound, resulting from  
25 the possibility of at least two different arrangements of the molecules of the compound in the solid state. Polymorphs of a given compound will be different in crystal structure but identical in liquid or vapor states. Different polymorphic forms of a given substance may differ from each other with respect to one or more physical properties, such as solubility and dissociation, true density, crystal shape, compaction behavior,  
30 flow properties, and/or solid state stability. One of skill in the art is aware of processes

for generating polymorphs of crystalline compounds. Thus, polymorphic forms of the compounds of formula (I) are within the ambit of the present application.

In one aspect, the present application provides the compounds of Formula (I), wherein:

- 5             $R^1$  is  $C_1$ - $C_6$  alkyl,  $C_3$ - $C_6$  cycloalkyl,  $C_2$ - $C_6$  heterocycloalkyl, wherein the alkyl, cycloalkyl, or heterocycloalkyl moiety is optionally substituted with one to four members independently selected from the group consisting of halo, oxo,  $C_1$ - $C_6$  alkyl,  $C_3$ - $C_6$  cycloalkyl,  $C_2$ - $C_6$  heterocycloalkyl, phenyl, phenoxy, cyano,  $OR^{11}$ ,  $C(O)R^{11}$ ,  $OC(O)R^{11}$ ,  $C(O)OR^{11}$ ,  $N(R^{11})C(O)OR^{12}$ ,  $N(R^{11})C(O)R^{12}$ ,  $N(R^{11})C(O)N(R^{11})(R^{12})$ ,  
10    $C(O)N(R^{11})(R^{12})$ ,  $NR^{11}R^{12}$ ,  $C_1$ - $C_6$  alkyl- $R^{11}$ ,  $C_1$ - $C_6$  alkyl- $OR^{11}$ ,  $C_3$ - $C_6$  cycloalkyl- $R^{11}$ , and  $C_3$ - $C_6$  cycloalkyl- $OR^{11}$ ;
- $R^2$  is hydrogen or  $C_1$ - $C_6$  alkyl wherein the alkyl moiety is optionally substituted with one to four members of halogen atoms;
- $R^3$  is hydrogen or  $C_1$ - $C_6$  alkyl;
- 15            $R^4$  is hydrogen or  $C_1$ - $C_6$  alkyl;
- $R^5$  is hydrogen or  $C_1$ - $C_6$  alkyl;
- $R^6$  is hydrogen,  $C_1$ - $C_6$  alkyl,  $C_3$ - $C_6$  cycloalkyl,  $C_2$ - $C_6$  heterocycloalkyl, wherein the alkyl, cycloalkyl, or heterocycloalkyl moiety is optionally substituted with one to four members independently selected from the group consisting of halo, oxo,  $C_1$ - $C_6$   
20   alkyl,  $C_3$ - $C_6$  cycloalkyl,  $C_2$ - $C_6$  heterocycloalkyl, phenyl, phenoxy, cyano,  $OR^{11}$ ,  $C(O)R^{11}$ ,  $OC(O)R^{11}$ ,  $C(O)OR^{11}$ ,  $N(R^{11})C(O)OR^{12}$ ,  $N(R^{11})C(O)R^{12}$ ,  $N(R^{11})C(O)N(R^{11})(R^{12})$ ,  $NR^{11}R^{12}$ ,  $C(O)N(R^{11})(R^{12})$ ,  $C_1$ - $C_6$  alkyl- $R^{11}$ ,  $C_1$ - $C_6$  alkyl- $OR^{11}$ ,  $C_3$ - $C_6$  cycloalkyl- $R^{11}$ , and  $C_3$ - $C_6$  cycloalkyl- $OR^{11}$ ;
- $R^7$  is hydrogen or  $C_1$ - $C_6$  alkyl; and
- 25            $R^a$  and  $R^b$  are independently hydrogen,  $C_1$ - $C_6$  alkyl, or  $R^a$  and  $R^b$  combine with the nitrogen atom to which they are attached to form a three to twelve member heterocyclic group, wherein the heterocyclic group is a monocyclic, fused or bridged bicyclic, or spirocyclic group optionally substituted with an oxygen or nitrogen atom in the ring, wherein the  $C_1$ - $C_6$  alkyl or the heterocyclic group is further optionally  
30   substituted with one to four members, on the same or different atom/location, independently selected from the group consisting of  $C_1$ - $C_6$  alkyl, hydroxyl, cyano, oxo, halo, phenyl, phenoxy,  $C_1$ - $C_6$  carbonyl,  $C_1$ - $C_6$  haloalkyl,  $C_1$ - $C_6$  alkoxy,  $C_3$ - $C_6$

cycloalkyl, C<sub>2</sub>-C<sub>6</sub> heterocycloalkyl, C<sub>1</sub>-C<sub>6</sub> acyl, C<sub>1</sub>-C<sub>6</sub> alkyl-R<sup>11</sup>, OR<sup>11</sup>, NR<sup>11</sup>R<sup>12</sup>, C(O)NR<sup>11</sup>, R<sup>11</sup>OR<sup>12</sup>, R<sup>11</sup>NR<sup>12</sup>, C(O)R<sup>11</sup>, OC(O)R<sup>11</sup>, C(O)OR<sup>11</sup>, N(R<sup>11</sup>)C(O)OR<sup>12</sup>, N(R<sup>11</sup>)C(O)R<sup>12</sup>, N(R<sup>11</sup>)C(O)N(R<sup>11</sup>)(R<sup>12</sup>), and C(O)N(R<sup>11</sup>)(R<sup>12</sup>);

5 wherein R<sup>11</sup> and R<sup>12</sup> are independently selected from the group consisting of hydrogen, C<sub>1</sub>-C<sub>6</sub> alkyl, C<sub>1</sub>-C<sub>6</sub> haloalkyl, C<sub>3</sub>-C<sub>6</sub> cycloalkyl, wherein R<sup>11</sup> and R<sup>12</sup> are further optionally substituted with one to three members independently selected from the group consisting of C<sub>1</sub>-C<sub>3</sub> alkyl, C<sub>1</sub>-C<sub>3</sub> alkoxy, C<sub>1</sub>-C<sub>3</sub> haloalkyl, C<sub>3</sub>-C<sub>6</sub> cycloalkyl, hydroxyl, or halogen atoms; R<sup>11</sup> and R<sup>12</sup> may optionally combine with the nitrogen to which they are attached to form a  
10 heterocyclic group,  
or a pharmaceutically acceptable salt or stereoisomer thereof.

In some aspect, the present application provides the compound of Formula (I), wherein

15 R<sup>1</sup> is C<sub>1</sub>-C<sub>6</sub> alkyl, C<sub>3</sub>-C<sub>6</sub> cycloalkyl, or C<sub>2</sub>-C<sub>6</sub> heterocycloalkyl, wherein the alkyl, cycloalkyl, or heterocycloalkyl moiety is optionally substituted with one to four members independently selected from halo, OR<sup>11</sup>, and NR<sup>11</sup>R<sup>12</sup>;

R<sup>2</sup> is hydrogen or C<sub>1</sub>-C<sub>3</sub> alkyl;

R<sup>3</sup> is hydrogen or C<sub>1</sub>-C<sub>3</sub> alkyl;

R<sup>4</sup> is hydrogen or C<sub>1</sub>-C<sub>3</sub> alkyl;

20 R<sup>5</sup> is hydrogen or C<sub>1</sub>-C<sub>3</sub> alkyl;

R<sup>6</sup> is C<sub>1</sub>-C<sub>6</sub> alkyl, C<sub>3</sub>-C<sub>6</sub> cycloalkyl, or C<sub>2</sub>-C<sub>6</sub> heterocycloalkyl, wherein the alkyl, cycloalkyl, or heterocycloalkyl moiety is optionally substituted with one to four members independently selected from halo, OR<sup>11</sup>, and NR<sup>11</sup>R<sup>12</sup>

R<sup>7</sup> is hydrogen or C<sub>1</sub>-C<sub>3</sub> alkyl; and

25 R<sup>a</sup> and R<sup>b</sup> combine with the nitrogen atom to which they are attached to form a four to ten member heterocyclic group that is a monocyclic group or a fused or bridged bicyclic, or spirocyclic group optionally containing an oxygen or a nitrogen atom in the heterocyclic group, wherein the heterocyclic is further optionally substituted with one to four members, at the same or different atom/location, independently selected from  
30 C<sub>1</sub>-C<sub>6</sub> alkyl, hydroxyl, cyano, oxo, halo, C<sub>1</sub>-C<sub>6</sub> carbonyl, C<sub>1</sub>-C<sub>6</sub> haloalkyl, C<sub>1</sub>-C<sub>6</sub> alkoxy, C<sub>3</sub>-C<sub>6</sub> cycloalkyl, C<sub>2</sub>-C<sub>6</sub> heterocycloalkyl, C<sub>1</sub>-C<sub>6</sub> acyl, C<sub>1</sub>-C<sub>6</sub> alkyl-R<sup>11</sup>, OR<sup>11</sup>, C(O)NR<sup>11</sup> wherein R<sup>11</sup> is hydrogen, C<sub>1</sub>-C<sub>6</sub> alkyl, or C<sub>1</sub>-C<sub>6</sub> haloalkyl;

or a pharmaceutically acceptable salt or stereoisomer thereof.

In another aspect, the present application provides the compound of Formula (I), wherein

5  $R^1$  is  $C_1$ - $C_6$  alkyl,  $C_3$ - $C_6$  cycloalkyl, or  $C_2$ - $C_6$  heterocycloalkyl, wherein the alkyl, cycloalkyl, or heterocycloalkyl moiety is optionally substituted with one to four halogen atoms;

$R^2$  is hydrogen or  $C_1$ - $C_3$  alkyl;

$R^3$  is hydrogen or  $C_1$ - $C_3$  alkyl;

$R^4$  is hydrogen or  $C_1$ - $C_3$  alkyl;

10  $R^5$  is hydrogen or  $C_1$ - $C_3$  alkyl;

$R^6$  is  $C_1$ - $C_6$  alkyl,  $C_3$ - $C_6$  cycloalkyl, or  $C_2$ - $C_6$  heterocycloalkyl, wherein the alkyl, cycloalkyl, or heterocycloalkyl moiety is optionally substituted with one to four halogen atoms;

$R^7$  is hydrogen or  $C_1$ - $C_3$  alkyl; and

15  $R^a$  and  $R^b$  combine with the nitrogen atom to which they are attached to form a four to ten member heterocyclic monocyclic group optionally containing an oxygen or a nitrogen atom, or a six to twelve member heterocyclic fused or bridged bicyclic or spirocyclic group optionally containing an oxygen or a nitrogen atom in the heterocyclic monocyclic, bicyclic or spirocyclic group, wherein the heterocyclic  
20 monocyclic, bicyclic or spirocyclic group is further optionally substituted with one to four members independently selected from  $C_1$ - $C_6$  alkyl, hydroxyl, cyano, oxo, halo,  $C_1$ - $C_6$  carbonyl,  $C_1$ - $C_6$  haloalkyl,  $C_1$ - $C_6$  alkoxy,  $C_3$ - $C_6$  cycloalkyl,  $C_2$ - $C_6$  heterocycloalkyl,  $C_1$ - $C_6$  acyl,  $C_1$ - $C_6$  alkyl- $R^{11}$ ,  $OR^{11}$ ,  $C(O)NR^{11}$  wherein  $R^{11}$  is hydrogen,  $C_1$ - $C_6$  alkyl, or  $C_1$ - $C_6$  haloalkyl;

25 or a pharmaceutically acceptable salt or stereoisomer thereof.

In some other aspect, the present application provides the compound of Formula (I), wherein

$R^1$  is  $C_1$ - $C_6$  alkyl,  $C_3$ - $C_6$  cycloalkyl, wherein the alkyl or cycloalkyl moiety is optionally substituted with one to three halogen atoms;

30  $R^2$  is hydrogen;

$R^3$  is hydrogen;

$R^4$  is hydrogen;

R<sup>5</sup> is hydrogen;

R<sup>6</sup> is C<sub>1</sub>-C<sub>6</sub> alkyl, C<sub>3</sub>-C<sub>6</sub> cycloalkyl, wherein the alkyl or cycloalkyl moiety is optionally substituted with one to three halogen atoms;

R<sup>7</sup> is hydrogen or C<sub>1</sub>-C<sub>3</sub> alkyl; and

- 5 R<sup>a</sup> and R<sup>b</sup> combine with the nitrogen atom to which they are attached to form a four to eight member heterocyclic monocyclic group optionally containing an oxygen or a nitrogen atom, or a six to ten member heterocyclic fused or bridged bicyclic or spirocyclic group optionally containing an oxygen or a nitrogen atom in the heterocyclic monocyclic, bicyclic or spirocyclic group, wherein the heterocyclic
- 10 monocyclic, bicyclic or spirocyclic group is further optionally substituted with one to three members independently selected from C<sub>1</sub>-C<sub>6</sub> alkyl, cyano, oxo, halo, C<sub>1</sub>-C<sub>6</sub> haloalkyl, C<sub>1</sub>-C<sub>6</sub> alkoxy, C<sub>3</sub>-C<sub>6</sub> cycloalkyl, C<sub>2</sub>-C<sub>6</sub> heterocycloalkyl, OR<sup>11</sup>, C(O)N-R<sup>11</sup> wherein R<sup>11</sup> is hydrogen, C<sub>1</sub>-C<sub>6</sub> alkyl, or C<sub>1</sub>-C<sub>6</sub> haloalkyl; or a pharmaceutically acceptable salt or stereoisomer thereof.

- 15 In some aspect, the present application provides the compound of Formula (I), wherein

R<sup>1</sup> is C<sub>1</sub>-C<sub>3</sub> haloalkyl or C<sub>3</sub>-C<sub>6</sub> cycloalkyl;

R<sup>2</sup> is hydrogen;

R<sup>3</sup> is hydrogen;

- 20 R<sup>4</sup> is hydrogen;

R<sup>5</sup> is hydrogen;

R<sup>6</sup> is C<sub>1</sub>-C<sub>3</sub> haloalkyl or C<sub>3</sub>-C<sub>6</sub> cycloalkyl;

R<sup>7</sup> is hydrogen or C<sub>1</sub>-C<sub>3</sub> alkyl;

- 25 R<sup>a</sup> and R<sup>b</sup> combine with the nitrogen atom to which they are attached to form a four to eight member heterocyclic monocyclic group optionally containing an oxygen or a nitrogen atom, or a six to ten member heterocyclic fused bicyclic or spirocyclic group optionally containing an oxygen or a nitrogen atom in the heterocyclic monocyclic, bicyclic or spirocyclic group, wherein the heterocyclic monocyclic, bicyclic or spirocyclic group is further optionally substituted with one, two, or three
- 30 members independently selected from C<sub>1</sub>-C<sub>6</sub> alkyl, hydroxyl, cyano, oxy, halo, C<sub>1</sub>-C<sub>6</sub> carbonyl, C<sub>1</sub>-C<sub>6</sub> haloalkyl, C<sub>1</sub>-C<sub>6</sub> alkoxy, C<sub>3</sub>-C<sub>6</sub> cycloalkyl, C<sub>2</sub>-C<sub>6</sub> heterocycloalkyl, C<sub>1</sub>-

$C_6$  alkyl- $R^{11}$ ,  $OR^{11}$ ,  $C(O)NR^{11}$  wherein  $R^{11}$  is hydrogen,  $C_1$ - $C_6$  alkyl, or  $C_1$ - $C_6$  haloalkyl;  
or a pharmaceutically acceptable salt or stereoisomer thereof.

5 In other aspect, the present application provides the compound of Formula (I),  
wherein

$R^1$  is methyl, ethyl, propyl, fluoromethyl, fluoroethyl, fluoropropyl,  
difluoromethyl, difluoroethyl, difluoropropyl, trifluoromethyl, trifluoroethyl,  
trifluoropropyl, trifluorobutyl, cyclopropyl, cyclobutyl, fluorocyclopropyl, and  
10 fluorocyclobutyl;

$R^2$  is hydrogen;

$R^3$  is hydrogen;

$R^4$  is hydrogen;

$R^5$  is hydrogen;

15  $R^6$  is methyl, ethyl, propyl, fluoromethyl, fluoroethyl, fluoropropyl,  
difluoromethyl, difluoroethyl, difluoropropyl, difluorobutyl, trifluoromethyl,  
trifluoroethyl, trifluoropropyl, trifluorobutyl, cyclopropyl, cyclobutyl,  
fluorocyclopropyl, and fluorocyclobutyl;

$R^7$  is hydrogen or methyl;

20  $R^a$  and  $R^b$  combine with the nitrogen atom to which they are attached to form a  
four to seven member heterocyclic monocyclic group optionally containing an oxygen  
or a nitrogen atom, wherein the heterocyclic monocyclic group is further optionally  
substituted with one, two, or three members independently selected from methyl, ethyl,  
propyl, fluoromethyl, difluoromethyl, trifluoromethyl, fluoroethyl, difluoroethyl,  
25 trifluoroethyl, propyl, difluoropropyl, trifluoropropyl, cyano, oxo, methoxy, ethoxy,  
methoxymethyl, methoxyethyl, ethoxymethyl, ethoxyethyl, fluoro, bromo,  $C(O)NH_2$ ,  
 $C(O)N(CH_3)H$ ,  $C(O)N(CH_3)(CH_3)$ ,  $C(O)N(CH_2CH_3)H$ ,  $C(O)N(CH_3)(CH_2CH_3)$ , and  
 $C(O)N(CH_2CH_3)_2$ ;

or a pharmaceutically acceptable salt or stereoisomer thereof.

30

In some other aspect, the present application provides the compound of Formula  
(I), wherein

$R^1$  is methyl, ethyl, propyl, fluoromethyl, fluoroethyl, fluoropropyl, difluoromethyl, difluoroethyl, difluoropropyl, trifluoromethyl, trifluoroethyl, trifluoropropyl, trifluorobutyl, cyclopropyl, cyclobutyl, fluorocyclopropyl, and fluorocyclobutyl;

5  $R^2$  is hydrogen;

$R^3$  is hydrogen;

$R^4$  is hydrogen;

$R^5$  is hydrogen;

10  $R^6$  is methyl, ethyl, propyl, fluoromethyl, fluoroethyl, fluoropropyl, difluoromethyl, difluoroethyl, difluoropropyl, difluorobutyl, trifluoromethyl, trifluoroethyl, trifluoropropyl, trifluorobutyl, cyclopropyl, cyclobutyl, fluorocyclopropyl, and fluorocyclobutyl;

$R^7$  is hydrogen or methyl;

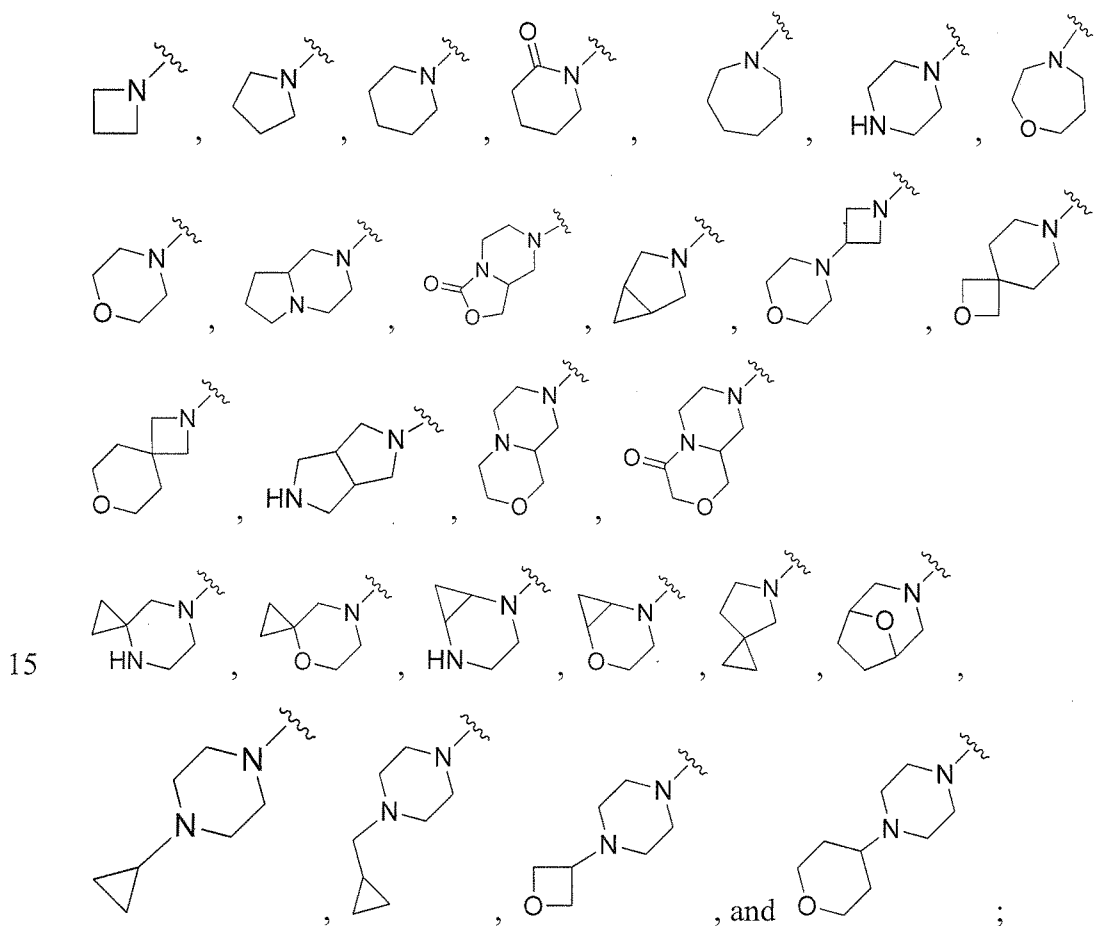
15  $R^a$  and  $R^b$  combine with the nitrogen atom to which they are attached to form a six to nine member heterocyclic fused or bridged bicyclic or spirocyclic group optionally containing an oxygen or a nitrogen atom, wherein the heterocyclic bicyclic group is further optionally substituted with one, two, or three members independently selected from methyl, ethyl, propyl, fluoromethyl, difluoromethyl, trifluoromethyl, fluoroethyl, difluoroethyl, trifluoroethyl, propyl, difluoropropyl, trifluoropropyl, cyano, 20 oxo, methoxy, ethoxy, methoxymethyl, methoxyethyl, fluoro, bromo,  $C(O)NH_2$ ,  $C(O)N(CH_3)H$ ,  $C(O)N(CH_3)(CH_3)$ ,  $C(O)N(CH_2CH_3)H$ ,  $C(O)N(CH_3)(CH_2CH_3)$ , and  $C(O)N(CH_2CH_3)_2$ ; or a pharmaceutically acceptable salt or stereoisomer hereof.

25 In certain aspect, the present application provides the compound of Formula (I), wherein  $R^1$  is  $C_1$ - $C_3$  haloalkyl or  $C_3$ - $C_6$  cycloalkyl, wherein the cycloalkyl group is optionally substituted with one to four halogen atoms. In one aspect,  $R^1$  is selected from the group consisting of trifluoropropyl, trifluoroisopropyl, fluorocyclopropyl, and cyclopropyl.

30 In some aspect, the present application provides the compound of Formula (I), wherein  $R^2$  is hydrogen;  $R^3$  is hydrogen;  $R^4$  is hydrogen;  $R^5$  is hydrogen, and  $R^7$  is hydrogen.

In another aspect, the present application provides the compound of Formula (I), wherein R<sup>6</sup> is C<sub>1</sub>-C<sub>3</sub> haloalkyl or C<sub>3</sub>-C<sub>6</sub> cycloalkyl, wherein the cycloalkyl group is optionally substituted with one to four halogen atoms. In one aspect, R<sup>6</sup> is selected from the group consisting of trifluoropropyl, trifluoroisopropyl, fluorocyclopropyl, and cyclopropyl.

In other aspect, the present application provides the compound of Formula (I), wherein R<sup>a</sup> and R<sup>b</sup> combine with the nitrogen atom to which they are attached to form a heterocyclic group, wherein the heterocyclic group is selected from the group consisting of:



wherein the heterocyclic group is further optionally substituted with one member or two members, on different atoms or the same atom, independently selected from methyl, ethyl, propyl, fluoromethyl, difluoromethyl, trifluoromethyl, fluoroethyl, difluoroethyl, trifluoroethyl, propyl, difluoropropyl, trifluoropropyl, cyano, oxo, 20 methoxy, ethoxy, methoxymethyl, methoxyethyl, fluoro, bromo, C(O)NH<sub>2</sub>,

C(O)N(CH<sub>3</sub>)H, C(O)N(CH<sub>3</sub>)(CH<sub>3</sub>), C(O)N(CH<sub>2</sub>CH<sub>3</sub>)H, C(O)N(CH<sub>3</sub>)(CH<sub>2</sub>CH<sub>3</sub>), and C(O)N(CH<sub>2</sub>CH<sub>3</sub>)<sub>2</sub>;

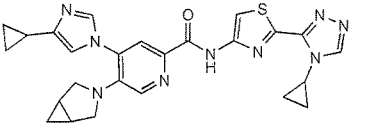
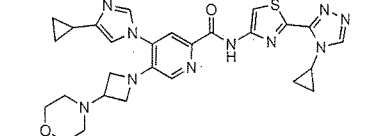
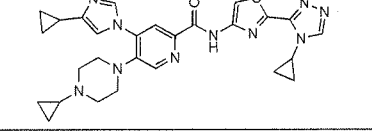
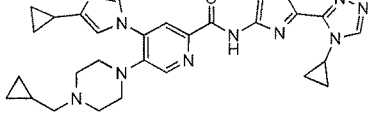
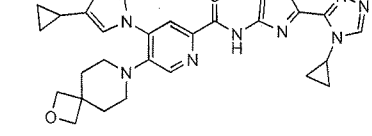
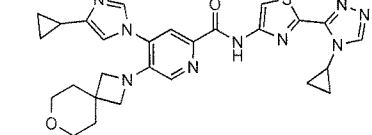
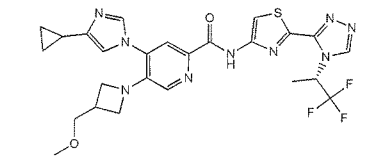
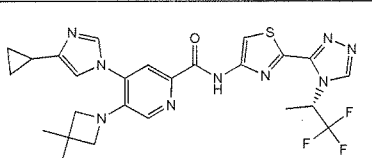
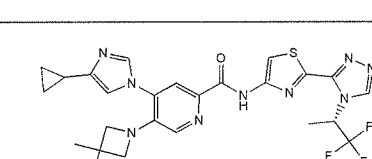
or a pharmaceutically acceptable salt or stereoisomer thereof.

- 5 The compounds of the present application include, but are not limited to, those compounds described in Table 1.

10 Table 1. Representative compounds.

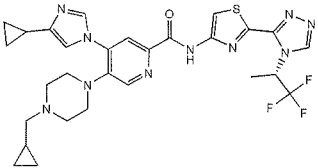
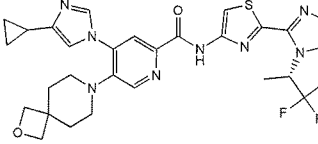
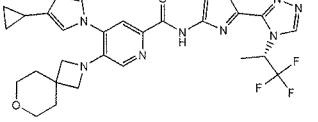
No.	Structure	Chemical Name
1		4-(4-cyclopropylimidazol-1-yl)-N-[2-(4-cyclopropyl-1,2,4-triazol-3-yl)-1,3-thiazol-4-yl]-5-[3-(difluoromethyl)azetidin-1-yl]pyridine-2-carboxamide
2		5-(3-cyanoazetidin-1-yl)-4-(4-cyclopropylimidazol-1-yl)-N-[2-(4-cyclopropyl-1,2,4-triazol-3-yl)-1,3-thiazol-4-yl]pyridine-2-carboxamide
3		5-(3-cyano-3-methylazetidin-1-yl)-4-(4-cyclopropylimidazol-1-yl)-N-[2-(4-cyclopropyl-1,2,4-triazol-3-yl)-1,3-thiazol-4-yl]pyridine-2-carboxamide
4		4-(4-cyclopropylimidazol-1-yl)-N-[2-(4-cyclopropyl-1,2,4-triazol-3-yl)-1,3-thiazol-4-yl]-5-(3-methoxy-3-methylazetidin-1-yl)pyridine-2-carboxamide
5		4-(4-cyclopropylimidazol-1-yl)-N-[2-(4-cyclopropyl-1,2,4-triazol-3-yl)-1,3-thiazol-4-yl]-5-(3,3-difluoroazetidin-1-yl)pyridine-2-carboxamide
6		4-(4-cyclopropylimidazol-1-yl)-N-[2-(4-cyclopropyl-1,2,4-triazol-3-yl)-1,3-thiazol-4-yl]-5-(3-methoxypyrrolidin-1-yl)pyridine-2-carboxamide

7		4-(4-cyclopropylimidazol-1-yl)-N-[2-(4-cyclopropyl-1,2,4-triazol-3-yl)-1,3-thiazol-4-yl]-5-[4-(trifluoromethyl)piperidin-1-yl]pyridine-2-carboxamide
8		4-(4-cyclopropylimidazol-1-yl)-N-[2-(4-cyclopropyl-1,2,4-triazol-3-yl)-1,3-thiazol-4-yl]-5-(4-fluoropiperidin-1-yl)pyridine-2-carboxamide
9		5-(4-cyanopiperidin-1-yl)-4-(4-cyclopropylimidazol-1-yl)-N-[2-(4-cyclopropyl-1,2,4-triazol-3-yl)-1,3-thiazol-4-yl]pyridine-2-carboxamide
10		4-(4-cyclopropylimidazol-1-yl)-N-[2-(4-cyclopropyl-1,2,4-triazol-3-yl)-1,3-thiazol-4-yl]-5-(4-methoxypiperidin-1-yl)pyridine-2-carboxamide
11		4-(4-cyclopropylimidazol-1-yl)-N-[2-(4-cyclopropyl-1,2,4-triazol-3-yl)-1,3-thiazol-4-yl]-5-[4-(methylcarbamoyl)piperidin-1-yl]pyridine-2-carboxamide
12		4-(4-cyclopropylimidazol-1-yl)-N-[2-(4-cyclopropyl-1,2,4-triazol-3-yl)-1,3-thiazol-4-yl]-5-(4-methoxy-4-methylpiperidin-1-yl)pyridine-2-carboxamide
13		4-(4-cyclopropylimidazol-1-yl)-N-[2-(4-cyclopropyl-1,2,4-triazol-3-yl)-1,3-thiazol-4-yl]-5-[4-(2,2,2-trifluoroethyl)piperazin-1-yl]pyridine-2-carboxamide
14		4-(4-cyclopropylimidazol-1-yl)-N-[2-(4-cyclopropyl-1,2,4-triazol-3-yl)-1,3-thiazol-4-yl]-5-(1,4-oxazepan-4-yl)pyridine-2-carboxamide
15		5-(3,4,6,7,8,8a-hexahydro-1H-pyrrolo[1,2-a]pyrazin-2-yl)-4-(4-cyclopropylimidazol-1-yl)-N-[2-(4-cyclopropyl-1,2,4-triazol-3-yl)-1,3-thiazol-4-yl]pyridine-2-carboxamide
16		4-(4-cyclopropylimidazol-1-yl)-N-[2-(4-cyclopropyl-1,2,4-triazol-3-yl)-1,3-thiazol-4-yl]-5-(3-oxo-5,6,8,8a-tetrahydro-1H-[1,3]oxazolo[3,4-a]pyrazin-7-yl)pyridine-2-carboxamide

17		5-(3-azabicyclo[3.1.0]hexan-3-yl)-4-(4-cyclopropylimidazol-1-yl)-N-[2-(4-cyclopropyl-1,2,4-triazol-3-yl)-1,3-thiazol-4-yl]pyridine-2-carboxamide
18		4-(4-cyclopropylimidazol-1-yl)-N-[2-(4-cyclopropyl-1,2,4-triazol-3-yl)-1,3-thiazol-4-yl]-5-(3-morpholin-4-ylazetidin-1-yl)pyridine-2-carboxamide
19		4-(4-cyclopropylimidazol-1-yl)-5-(4-cyclopropylpiperazin-1-yl)-N-[2-(4-cyclopropyl-1,2,4-triazol-3-yl)-1,3-thiazol-4-yl]pyridine-2-carboxamide
20		4-(4-cyclopropylimidazol-1-yl)-5-[4-(cyclopropylmethyl)piperazin-1-yl]-N-[2-(4-cyclopropyl-1,2,4-triazol-3-yl)-1,3-thiazol-4-yl]pyridine-2-carboxamide
21		4-(4-cyclopropylimidazol-1-yl)-N-[2-(4-cyclopropyl-1,2,4-triazol-3-yl)-1,3-thiazol-4-yl]-5-(2-oxa-7-azaspiro[3.5]nonan-7-yl)pyridine-2-carboxamide
22		4-(4-cyclopropylimidazol-1-yl)-N-[2-(4-cyclopropyl-1,2,4-triazol-3-yl)-1,3-thiazol-4-yl]-5-(7-oxa-2-azaspiro[3.5]nonan-2-yl)pyridine-2-carboxamide
23		(S)-4-(4-cyclopropyl-1H-imidazol-1-yl)-5-(3-(methoxymethyl)azetidin-1-yl)-N-(2-(4-(1,1,1-trifluoropropan-2-yl)-4H-1,2,4-triazol-3-yl)thiazol-4-yl)picolinamide
24		(S)-5-(3-cyano-3-methylazetidin-1-yl)-4-(4-cyclopropyl-1H-imidazol-1-yl)-N-(2-(4-(1,1,1-trifluoropropan-2-yl)-4H-1,2,4-triazol-3-yl)thiazol-4-yl)picolinamide
25		(S)-4-(4-cyclopropyl-1H-imidazol-1-yl)-5-(3-methoxy-3-methylazetidin-1-yl)-N-(2-(4-(1,1,1-trifluoropropan-2-yl)-4H-1,2,4-triazol-3-yl)thiazol-4-yl)picolinamide

26		(S)-4-(4-cyclopropyl-1H-imidazol-1-yl)-5-(3-(difluoromethyl)azetidin-1-yl)-N-(2-(4-(1,1,1-trifluoropropan-2-yl)-4H-1,2,4-triazol-3-yl)thiazol-4-yl)picolinamide
27		(S)-4-(4-cyclopropyl-1H-imidazol-1-yl)-5-(3,3-difluoropyrrolidin-1-yl)-N-(2-(4-(1,1,1-trifluoropropan-2-yl)-4H-1,2,4-triazol-3-yl)thiazol-4-yl)picolinamide
28		4-(4-cyclopropyl-1H-imidazol-1-yl)-5-(3-methoxypyrrolidin-1-yl)-N-(2-(4-((S)-1,1,1-trifluoropropan-2-yl)-4H-1,2,4-triazol-3-yl)thiazol-4-yl)picolinamide
29		(S)-5-(4-cyanopiperidin-1-yl)-4-(4-cyclopropyl-1H-imidazol-1-yl)-N-(2-(4-(1,1,1-trifluoropropan-2-yl)-4H-1,2,4-triazol-3-yl)thiazol-4-yl)picolinamide
30		(S)-4-(4-cyclopropyl-1H-imidazol-1-yl)-5-(4-methoxypiperidin-1-yl)-N-(2-(4-(1,1,1-trifluoropropan-2-yl)-4H-1,2,4-triazol-3-yl)thiazol-4-yl)picolinamide
31		(S)-4-(4-cyclopropyl-1H-imidazol-1-yl)-5-(4-(methylcarbamoyl)piperidin-1-yl)-N-(2-(4-(1,1,1-trifluoropropan-2-yl)-4H-1,2,4-triazol-3-yl)thiazol-4-yl)picolinamide
32		(S)-4-(4-cyclopropyl-1H-imidazol-1-yl)-5-(4-(trifluoromethyl)piperidin-1-yl)-N-(2-(4-(1,1,1-trifluoropropan-2-yl)-4H-1,2,4-triazol-3-yl)thiazol-4-yl)picolinamide
33		(S)-4-(4-cyclopropyl-1H-imidazol-1-yl)-5-(4-(2,2,2-trifluoroethyl)piperazin-1-yl)-N-(2-(4-(1,1,1-trifluoropropan-2-yl)-4H-1,2,4-triazol-3-yl)thiazol-4-yl)picolinamide

34		(S)-4-(4-cyclopropyl-1H-imidazol-1-yl)-5-(4-fluoropiperidin-1-yl)-N-(2-(4-(1,1,1-trifluoropropan-2-yl)-4H-1,2,4-triazol-3-yl)thiazol-4-yl)picolinamide
35		(S)-4-(4-cyclopropyl-1H-imidazol-1-yl)-5-(4-methoxy-4-methylpiperidin-1-yl)-N-(2-(4-(1,1,1-trifluoropropan-2-yl)-4H-1,2,4-triazol-3-yl)thiazol-4-yl)picolinamide
36		(S)-4-(4-cyclopropyl-1H-imidazol-1-yl)-5-(1,4-oxazepan-4-yl)-N-(2-(4-(1,1,1-trifluoropropan-2-yl)-4H-1,2,4-triazol-3-yl)thiazol-4-yl)picolinamide
37		4-(4-cyclopropyl-1H-imidazol-1-yl)-5-(hexahydropyrrolo[1,2-a]pyrazin-2(1H)-yl)-N-(2-(4-((S)-1,1,1-trifluoropropan-2-yl)-4H-1,2,4-triazol-3-yl)thiazol-4-yl)picolinamide
38		4-(4-cyclopropyl-1H-imidazol-1-yl)-5-(5-methylhexahydropyrrolo[3,4-c]pyrrol-2(1H)-yl)-N-(2-(4-((S)-1,1,1-trifluoropropan-2-yl)-4H-1,2,4-triazol-3-yl)thiazol-4-yl)picolinamide
39		4-(4-cyclopropyl-1H-imidazol-1-yl)-5-(3-oxotetrahydro-1H-oxazolo[3,4-a]pyrazin-7(3H)-yl)-N-(2-(4-((S)-1,1,1-trifluoropropan-2-yl)-4H-1,2,4-triazol-3-yl)thiazol-4-yl)picolinamide
40		5-(3-azabicyclo[3.1.0]hexan-3-yl)-4-(4-cyclopropyl-1H-imidazol-1-yl)-N-(2-(4-((S)-1,1,1-trifluoropropan-2-yl)-4H-1,2,4-triazol-3-yl)thiazol-4-yl)picolinamide
41		(S)-4-(4-cyclopropyl-1H-imidazol-1-yl)-5-(3-morpholinoazetidin-1-yl)-N-(2-(4-(1,1,1-trifluoropropan-2-yl)-4H-1,2,4-triazol-3-yl)thiazol-4-yl)picolinamide
42		(S)-4-(4-cyclopropyl-1H-imidazol-1-yl)-5-(4-cyclopropylpiperazin-1-yl)-N-(2-(4-(1,1,1-trifluoropropan-2-yl)-4H-1,2,4-triazol-3-yl)thiazol-4-yl)picolinamide

43		(S)-4-(4-cyclopropyl-1H-imidazol-1-yl)-5-(4-(cyclopropylmethyl)piperazin-1-yl)-N-(2-(4-(1,1,1-trifluoropropan-2-yl)-4H-1,2,4-triazol-3-yl)thiazol-4-yl)picolinamide
44		(S)-4-(4-cyclopropyl-1H-imidazol-1-yl)-5-(2-oxa-7-azaspiro[3.5]nonan-7-yl)-N-(2-(4-(1,1,1-trifluoropropan-2-yl)-4H-1,2,4-triazol-3-yl)thiazol-4-yl)picolinamide
45		(S)-4-(4-cyclopropyl-1H-imidazol-1-yl)-5-(7-oxa-2-azaspiro[3.5]nonan-2-yl)-N-(2-(4-(1,1,1-trifluoropropan-2-yl)-4H-1,2,4-triazol-3-yl)thiazol-4-yl)picolinamide

In one aspect, the present application provides compounds, methods and compositions that use or include a racemic mixture, a mixture containing an enantiomeric excess (e.e.) of one enantiomer, or a mixture containing a diastereoisomeric excess (d.e.) of one diastereoisomer. The compounds of Formula (I) may comprise at least 1%, at least 10%, at least 20%, at least 30%, at least 40%, at least 50%, at least 60%, at least 65%, at least 70%, at least 75%, at least 80%, at least 85%, at least 90%, at least 95%, at least 98%, or at least 99% of one stereoisomer that has the desired ASK-1 activities. By way of example, all chiral amine starting materials (e.g.  $R^aR^bNH$ ) used in general preparation of compounds of Formula (I) (e.g. compounds 23-45) were used as a mixture of enantiomers. In another example, intermediate E in the general preparation of the compounds of Formula (I) was prepared and used as a mixture containing predominantly (S)-4-(4-cyclopropyl-1H-imidazol-1-yl)-5-fluoro-N-(2-(4-(1,1,1-trifluoropropan-2-yl)-4H-1,2,4-triazol-3-yl)thiazol-4-yl)picolinamide.

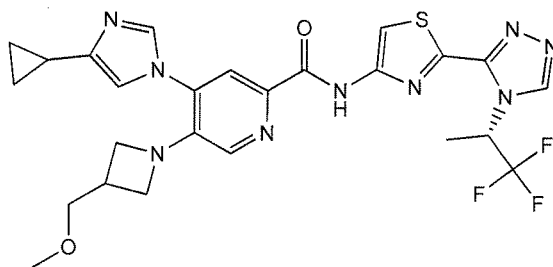
In another aspect, the present application provides methods and compositions that use or include optical isomers, racemates, or other mixtures thereof, of the compounds of Formula I or a pharmaceutically acceptable salt, prodrug, or solvate thereof. The single enantiomer or diastereoisomer, *i.e.*, optically active form, may be obtained by asymmetric synthesis or by resolution of the racemate. Resolution of racemates may be accomplished, for example, by known methods such as crystallization in the presence of a resolving agent, or chromatography, using, for

example a chiral high pressure liquid chromatography (HPLC) column. For example, there are Z- and E- forms (or *cis*- and *trans*- forms) of the compounds or a pharmaceutically acceptable salt, prodrug, or solvate thereof with carbon-carbon double bonds.

## 5 Nomenclature

Names of compounds of the present application are provided using the naming system from ChemBioDraw Ultra or the Molecule to Chemical Name component of Pipeline Pilot version 9.1.0 set to International Union of Pure and Applied Chemistry (IUPAC). In addition, compounds may also be named using other nomenclature systems and symbols that are commonly recognized in the art of chemistry including, for example, Chemical Abstract Service (CAS). Other compounds or radicals may be named with common names, or systematic or non-systematic names. By way of example, the compound having the below structure of

15



20 may be referred to as 4-(4-cyclopropylimidazol-1-yl)-5-[3-(methoxymethyl)azetidin-1-yl]-N-[2-[4-(1,1,1-trifluoropropan-2-yl)-1,2,4-triazol-3-yl]-1,3-thiazol-4-yl]pyridine-2-carboxamide using the naming system of the Molecule to Chemical Name component of Pipeline Pilot version 9.1.0 set to IUPAC-style names or (S)-4-(4-cyclopropyl-1H-imidazol-1-yl)-5-(3-(methoxymethyl)azetidin-1-yl)-N-(2-(4-(1,1,1-trifluoropropan-2-yl)-4H-1,2,4-triazol-3-yl)thiazol-4-yl)picolinamide using the name system of

25 ChemBioDraw Ultra.

## Combination Therapy

Human patients being treated for an acute cardiovascular disease event by

30 administration of ASK1 inhibitors often exhibit diseases or conditions that benefit from treatment with other therapeutic agents. These diseases or conditions can be of the cardiovascular nature or can be related to pulmonary disorders, metabolic disorders,

gastrointestinal disorders and the like. Additionally, some coronary patients being treated for an acute cardiovascular disease event by administration of an ASK1 inhibitor exhibit conditions that can benefit from treatment with therapeutic agents that are antibiotics, analgesics, and/or antidepressants and anti-anxiety agents.

- 5           Cardiovascular related diseases or conditions that can benefit from a combination treatment of ASK1 inhibitors with one or more other therapeutic agents include, without limitation, angina, including stable angina, unstable angina (UA), exercised-induced angina, variant angina, arrhythmias, intermittent claudication, myocardial infarction including non-STE myocardial infarction (NSTEMI), heart  
10   failure including congestive (or chronic) heart failure, acute heart failure, or recurrent ischemia.

Therapeutic agents suitable for treating cardiovascular related diseases or conditions include anti-anginals, heart failure agents, antithrombotic agents, antiarrhythmic agents, antihypertensive agents, and lipid lowering agents.

- 15   The co-administration of ASK1 inhibitors with therapeutic agents suitable for treating cardiovascular related conditions allows enhancement in the standard of care therapy the patient is currently receiving.

- Anti-anginals include beta-blockers, calcium channel blockers, and nitrates. Beta blockers reduce the heart's need for oxygen by reducing its workload resulting in a  
20   decreased heart rate and less vigorous heart contraction. Examples of beta-blockers include acebutolol, atenolol, betaxolol, bisoprolol/hydrochlorothiazide, bisoprolol, carteolol, esmolol, labetalol, metoprolol, nadolol, propranolol, sotalol (Betapace), and timolol.

- Nitrates dilate the arteries and veins thereby increasing coronary blood flow and  
25   decreasing blood pressure. Examples of nitrates include nitroglycerin, nitrate patches, isosorbide dinitrate, and isosorbide-5-mononitrate.

- Calcium channel blockers prevent the normal flow of calcium into the cells of the heart and blood vessels causing the blood vessels to relax thereby increasing the supply of blood and oxygen to the heart. Examples of calcium channel blockers  
30   include amlodipine, bepridil, diltiazem, felodipine, nifedipine, nimodipine (Nimotop), nisoldipine, verapamil, and nicardipine.

Agents used to treat heart failure include diuretics, ACE inhibitors, vasodilators, and cardiac glycosides. Diuretics eliminate excess fluids in the tissues and circulation thereby relieving many of the symptoms of heart failure. Examples of diuretics include hydrochlorothiazide, metolazone, furosemide, bumetanide, spironolactone, and  
5 eplerenone.

Angiotensin converting enzyme (ACE) inhibitors reduce the workload on the heart by expanding the blood vessels and decreasing resistance to blood flow. Examples of ACE inhibitors include benazepril, captopril, enalapril, fosinopril, lisinopril, moexipril, perindopril, quinapril, ramipril, and trandolapril.

10 Vasodilators reduce pressure on the blood vessels by making them relax and expand. Examples of vasodilators include hydralazine, diazoxide, prazosin, clonidine, and methyldopa. ACE inhibitors, nitrates, potassium channel activators, and calcium channel blockers also act as vasodilators.

Cardiac glycosides are compounds that increase the force of the heart's  
15 contractions. These compounds strengthen the pumping capacity of the heart and improve irregular heartbeat activity. Examples of cardiac glycosides include digitalis, digoxin, and digitoxin.

Antithrombotics inhibit the clotting ability of the blood. There are three main types of antithrombotics - platelet inhibitors, anticoagulants, and thrombolytic agents.

20 Platelet inhibitors inhibit the clotting activity of platelets, thereby reducing clotting in the arteries. Examples of platelet inhibitors include acetylsalicylic acid, ticlopidine, clopidogrel, dipyridamole, cilostazol, persantine sulfinpyrazone, dipyridamole, indomethacin, and glycoprotein IIb/IIIa inhibitors, such as abciximab, tirofiban, and eptifibatide. Beta blockers and calcium channel blockers also have a  
25 platelet-inhibiting effect.

Anticoagulants prevent blood clots from growing larger and prevent the formation of new clots. Examples of anticoagulants include bivalirudin, warfarin, unfractionated heparin, low molecular weight heparin, danaparoid, lepirudin, and argatroban.

Thrombolytic agents act to break down an existing blood clot. Examples of thrombolytic agents include streptokinase, urokinase, and tenecteplase, and tissue plasminogen activator.

- Antiarrhythmic agents are used to treat disorders of the heart rate and rhythm.
- 5 Examples of antiarrhythmic agents include amiodarone, procainamide, lidocaine, and propafenone. Cardiac glycosides and beta blockers are also used as antiarrhythmic agents.

- Antihypertensive agents are used to treat hypertension, a condition in which the blood pressure is consistently higher than normal. Hypertension is associated with
- 10 many aspects of cardiovascular disease, including congestive heart failure, atherosclerosis, and clot formation.

- Examples of antihypertensive agents include alpha-1-adrenergic antagonists, such as prazosin (Minipress), doxazosin mesylate (Cardura), prazosin hydrochloride (Minipress), prazosin, polythiazide (Minizide), and terazosin hydrochloride (Hytrin);
- 15 beta-adrenergic antagonists, such as propranolol (Inderal), nadolol (Corgard), timolol (Blocadren), metoprolol (Lopressor), and pindolol (Visken); central alpha-adrenoceptor agonists, such as clonidine hydrochloride (Catapres), clonidine hydrochloride and chlorthalidone (Clorpres, Combipres), guanabenz Acetate (Wytensin), guanfacine hydrochloride (Tenex), methyldopa (Aldomet), methyldopa and chlorothiazide
- 20 (Aldoclor), methyldopa and hydrochlorothiazide (Aldoril); combined alpha/beta-adrenergic antagonists, such as labetalol (Normodyne, Trandate), Carvedilol (Coreg); adrenergic neuron blocking agents, such as guanethidine (Ismelin), reserpine (Serpasil); central nervous system-acting antihypertensives, such as clonidine (Catapres), methyldopa (Aldomet), guanabenz (Wytensin); anti-angiotensin II agents; ACE
- 25 inhibitors, such as perindopril (Aceon) captopril (Capoten), enalapril (Vasotec), lisinopril (Prinivil, Zestril); angiotensin-II receptor antagonists, such as Candesartan (Atacand), Eprosartan (Teveten), Irbesartan (Avapro), Losartan (Cozaar), Telmisartan (Micardis), Valsartan (Diovan); calcium channel blockers, such as verapamil (Calan, Isoptin), diltiazem (Cardizem), nifedipine (Adalat, Procardia); diuretics; direct
- 30 vasodilators, such as nitroprusside (Nipride), diazoxide (Hyperstat IV), hydralazine (Apresoline), minoxidil (Loniten), verapamil; and potassium channel activators, such as aprikalim, bimakalim, cromakalim, emakalim, nicorandil, and pinacidil.

Lipid lowering agents are used to lower the amounts of cholesterol or fatty sugars present in the blood. Examples of lipid lowering agents include bezafibrate (Bezalip), ciprofibrate (Modalim), and statins, such as atorvastatin (Lipitor), fluvastatin (Lescol), lovastatin (Mevacor, Altacor), mevastatin, pitavastatin (Livalo, Pitava)  
5 pravastatin (Lipostat), rosuvastatin (Crestor), and simvastatin (Zocor).

Patients in need of the ASK1 inhibitor often suffers from secondary medical conditions such as one or more of a metabolic disorder, a pulmonary disorder, a peripheral vascular disorder, or a gastrointestinal disorder. Such patients can benefit from treatment of a combination therapy comprising administering to the patient the  
10 compounds of the invention in combination with at least one therapeutic agent.

Pulmonary disorder refers to any disease or condition related to the lungs. Examples of pulmonary disorders include, without limitation, asthma, chronic obstructive pulmonary disease (COPD), bronchitis, and emphysema.

Examples of therapeutics agents used to treat pulmonary disorders include  
15 bronchodilators including beta2 agonists and anticholinergics, corticosteroids, and electrolyte supplements. Specific examples of therapeutic agents used to treat pulmonary disorders include epinephrine, terbutaline, albuterol, salmeterol, Serevent, theophylline, ipratropium bromide, tiotropium, methylprednisolone, magnesium, and potassium.

20 Examples of metabolic disorders include, without limitation, diabetes, including type I and type II diabetes, metabolic syndrome, dyslipidemia, obesity, glucose intolerance, hypertension, elevated serum cholesterol, and elevated triglycerides.

Examples of therapeutic agents used to treat metabolic disorders include antihypertensive agents and lipid lowering agents, as described in the section  
25 "Cardiovascular Agent Combination Therapy" above. Additional therapeutic agents used to treat metabolic disorders include insulin, sulfonylureas, biguanides, alpha-glucosidase inhibitors, and incretin mimetics.

Peripheral vascular disorders are disorders related to the blood vessels (arteries and veins) located outside the heart and brain, including, for example peripheral arterial  
30 disease (PAD), a condition that develops when the arteries that supply blood to the

internal organs, arms, and legs become completely or partially blocked as a result of atherosclerosis.

Gastrointestinal disorders refer to diseases and conditions associated with the gastrointestinal tract. Examples of gastrointestinal disorders include gastroesophageal reflux disease (GERD), inflammatory bowel disease (IBD), gastroenteritis, gastritis and  
5 peptic ulcer disease, and pancreatitis.

Examples of therapeutic agents used to treat gastrointestinal disorders include proton pump inhibitors, such as pantoprazole (Protonix), lansoprazole (Prevacid), esomeprazole (Nexium), omeprazole (Prilosec), rabeprazole; H2 blockers, such as  
10 cimetidine (Tagamet), ranitidine (Zantac), famotidine (Pepcid), nizatidine (Axid); prostaglandins, such as misoprostol (Cytotec); sucralfate; and antacids.

Analgesics are therapeutic agents that are used to relieve pain. Examples of analgesics include opiates and morphinomimetics, such as fentanyl and morphine; paracetamol; NSAIDs, and COX-2 inhibitors.

15 In addition aspect, the compounds of the present application (*e.g.*, a compound of Formula (I), or a pharmaceutically acceptable salt, stereoisomer, prodrug, or solvate thereof) may be used in combination with one or more additional therapeutic agent that are being used and/or developed to treat diseases. The one or more additional therapeutic agent may be an inhibitor to PI3K such as PI3K $\gamma$ , PI3K $\beta$ , PI3K $\delta$  and/or  
20 PI3K $\alpha$ , Janus kinase (JAK) such as JAK1, JAK2 and/or JAK3, spleen tyrosine kinase (SYK), Bruton's tyrosine kinase (BTK), bromodomain containing protein inhibitor (BRD) such as BRD4, a lysyl oxidase protein (LOX), lysyl oxidase-like protein (LOXL) such as LOXL1-5, matrix metalloprotease (MMP) such as MMP 1-10, adenosine A2B receptor (A2B), isocitrate dehydrogenase (IDH) such as IDH1,  
25 serine/threonine kinase TPL2, discoidin domain receptor (DDR) such as DDR1 and DDR2, histone deacetylase (HDAC), protein kinase C (PKC), or any combination thereof.

#### Pharmaceutical Compositions and Administration

Compounds provided in accordance with the present invention are usually  
30 administered in the form of pharmaceutical compositions. The application therefore provides pharmaceutical compositions that contain, as the active ingredient, one or

more of the compounds described, or a pharmaceutically acceptable salt, stereoisomer, or ester thereof, and one or more pharmaceutically acceptable excipients, carriers, including inert solid diluents and fillers, diluents, including sterile aqueous solution and various organic solvents, permeation enhancers, solubilizers and adjuvants. The

5 pharmaceutical compositions may be administered alone or in combination with other therapeutic agents. Such compositions are prepared in a manner well known in the pharmaceutical art (see, e.g., Remington's Pharmaceutical Sciences, Mace Publishing Co., Philadelphia, PA 17th Ed. (1985); and Modern Pharmaceutics, Marcel Dekker, Inc. 3rd Ed. (G.S. Banker & C.T. Rhodes, Eds.)

10 The pharmaceutical compositions may be administered in either single or multiple doses by any of the accepted modes of administration of agents having similar utilities, for example as described in those patents and patent applications incorporated by reference, including rectal, buccal, intranasal and transdermal routes, by intra-arterial injection, intravenously, intraperitoneally, parenterally, intramuscularly,  
15 subcutaneously, orally, topically, as an inhalant, or via an impregnated or coated device such as a stent, for example, or an artery-inserted cylindrical polymer.

One mode for administration is parenteral, particularly by injection. The forms in which the novel compositions of the present invention may be incorporated for administration by injection include aqueous or oil suspensions, or emulsions, with  
20 sesame oil, corn oil, cottonseed oil, or peanut oil, as well as elixirs, mannitol, dextrose, or a sterile aqueous solution, and similar pharmaceutical vehicles. Aqueous solutions in saline are also conventionally used for injection, but less preferred in the context of the present invention. Ethanol, glycerol, propylene glycol, liquid polyethylene glycol, and the like (and suitable mixtures thereof), cyclodextrin derivatives, and vegetable oils  
25 may also be employed. The proper fluidity can be maintained, for example, by the use of a coating, such as lecithin, by the maintenance of the required particle size in the case of dispersion and by the use of surfactants. The prevention of the action of microorganisms can be brought about by various antibacterial and antifungal agents, for example, parabens, chlorobutanol, phenol, sorbic acid, thimerosal, and the like.

30 Sterile injectable solutions are prepared by incorporating a compound according to the present invention in the required amount in the appropriate solvent with various

other ingredients as enumerated above, as required, followed by filtered sterilization. Generally, dispersions are prepared by incorporating the various sterilized active ingredients into a sterile vehicle which contains the basic dispersion medium and the required other ingredients from those enumerated above. In the case of sterile powders  
5 for the preparation of sterile injectable solutions, the preferred methods of preparation are vacuum-drying and freeze-drying techniques which yield a powder of the active ingredient plus any additional desired ingredient from a previously sterile-filtered solution thereof.

Oral administration is another route for administration of compounds in  
10 accordance with the present application. Administration may be via capsule or enteric coated tablets, or the like. In making the pharmaceutical compositions that include at least one compound described herein, the active ingredient is usually diluted by an excipient and/or enclosed within such a carrier that can be in the form of a capsule, sachet, paper or other container. When the excipient serves as a diluent, it can be in the  
15 form of a solid, semi-solid, or liquid material (as above), which acts as a vehicle, carrier or medium for the active ingredient. Thus, the compositions can be in the form of tablets, pills, powders, lozenges, sachets, cachets, elixirs, suspensions, emulsions, solutions, syrups, aerosols (as a solid or in a liquid medium), ointments containing, for example, up to 10% by weight of the active compound, soft and hard gelatin capsules,  
20 sterile injectable solutions, and sterile packaged powders.

Some examples of suitable excipients include lactose, dextrose, sucrose, sorbitol, mannitol, starches, gum acacia, calcium phosphate, alginates, tragacanth, gelatin, calcium silicate, microcrystalline cellulose, polyvinylpyrrolidone, cellulose, sterile water, syrup, and methyl cellulose. The formulations can additionally include:  
25 lubricating agents such as talc, magnesium stearate, and mineral oil; wetting agents; emulsifying and suspending agents; preserving agents such as methyl and propylhydroxy-benzoates; sweetening agents; and flavoring agents.

The compositions described herein can be formulated so as to provide quick, sustained or delayed release of the active ingredient after administration to the patient  
30 by employing procedures known in the art. Controlled release drug delivery systems for oral administration include osmotic pump systems and dissolutional systems

containing polymer-coated reservoirs or drug-polymer matrix formulations. Examples of controlled release systems are given in U.S. Patent Nos. 3,845,770; 4,326,525; 4,902,514; and 5,616,345. Another formulation for use in the methods of the present invention employs transdermal delivery devices ("patches"). Such transdermal patches may be used to provide continuous or discontinuous infusion of the compounds of the present invention in controlled amounts. The construction and use of transdermal patches for the delivery of pharmaceutical agents is well known in the art. See, e.g., U.S. Patent Nos. 5,023,252, 4,992,445 and 5,001,139. Such patches may be constructed for continuous, pulsatile, or on demand delivery of pharmaceutical agents.

The compositions are preferably formulated in a unit dosage form. The term "unit dosage forms" refers to physically discrete units suitable as unitary dosages for human subjects and other mammals, each unit containing a predetermined quantity of active material calculated to produce the desired therapeutic effect, in association with a suitable pharmaceutical excipient (e.g., a tablet, capsule, and ampoule). The compounds are generally administered in a pharmaceutically effective amount. In some embodiments, the composition is used for oral administration, each dosage unit contains from 1 mg to 2 g, 1mg to 1g, 1 to 900 mg, 10 to 900 mg, 25 to 900 mg, 50 to 900 mg, 75 to 900 mg, 100 to 900 mg, 150 to 900 mg, 200 to 900 mg, 250 to 900 mg, 300 to 900 mg, 400 to 900 mg, 500 to 900 mg, 600 to 900 mg, 700 to 900 mg, 800 to 900 mg of a compound described herein. In one embodiment, the composition is used for parenteral administration, each dosage unit contains from 0.1 to 1000 mg, 1 to 900 mg, 1 to 800 mg, 1 to 700 mg, 1 to 600 mg, 1 to 500 mg, 10 to 500 mg, 25 to 500 mg, 50 to 500 mg, 100 to 500 mg, 200 to 500 mg, 300 to 500 mg, 400 to 500 mg of a compound described herein. It will be understood, however, that the amount of the compound actually administered usually will be determined by a physician, in the light of the relevant circumstances, including the condition to be treated, the chosen route of administration, the actual compound administered and its relative activity, the age, weight, and response of the individual patient, the severity of the patient's symptoms, and the like.

For preparing solid compositions such as tablets, the principal active ingredient is mixed with a pharmaceutical excipient to form a solid pre-formulation composition containing a homogeneous mixture of a compound of the present invention. When

referring to these pre-formulation compositions as homogeneous, it is meant that the active ingredient is dispersed evenly throughout the composition so that the composition may be readily subdivided into equally effective unit dosage forms such as tablets, pills and capsules.

5           The tablets or pills of the present invention may be coated or otherwise compounded to provide a dosage form affording the advantage of prolonged action, or to protect from the acid conditions of the stomach. For example, the tablet or pill can comprise an inner dosage and an outer dosage component, the latter being in the form of an envelope over the former. The two components can be separated by an enteric  
10   layer that serves to resist disintegration in the stomach and permit the inner component to pass intact into the duodenum or to be delayed in release. A variety of materials can be used for such enteric layers or coatings, such materials including a number of polymeric acids and mixtures of polymeric acids with such materials as shellac, cetyl alcohol, and cellulose acetate.

15           Compositions for inhalation or insufflation include solutions and suspensions in pharmaceutically acceptable, aqueous or organic solvents, or mixtures thereof, and powders. The liquid or solid compositions may contain suitable pharmaceutically acceptable excipients as described supra. Preferably, the compositions are administered by the oral or nasal respiratory route for local or systemic effect.  
20   Compositions in preferably pharmaceutically acceptable solvents may be nebulized by use of inert gases. Nebulized solutions may be inhaled directly from the nebulizing device or the nebulizing device may be attached to a facemask tent, or intermittent positive pressure breathing machine. Solution, suspension, or powder compositions may be administered, preferably orally or nasally, from devices that deliver the  
25   formulation in an appropriate manner.

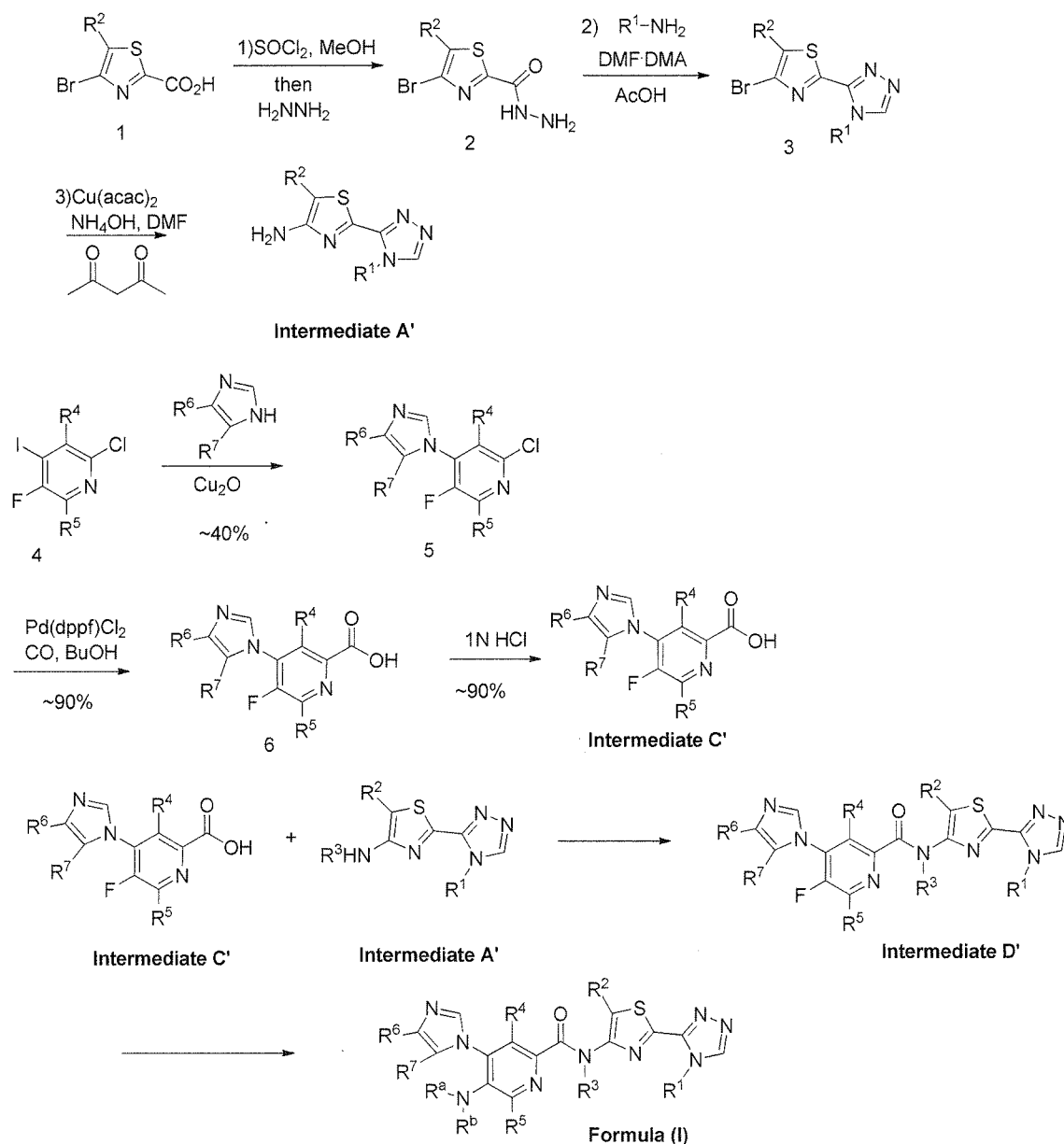
#### Synthesis of Compounds of Formula I

          The compounds of the present application may be prepared using methods disclosed herein and routine modifications thereof which will be apparent given the disclosure herein and methods well known in the art. Conventional and well-known  
30   synthetic methods may be used in addition to the teachings herein. The synthesis of typical compounds described herein, e.g. compounds having structures described by

one or more of Formula (I), may be accomplished as described in the following Scheme A and or as provided in the following examples. If available, reagents may be purchased commercially, e.g. from Sigma Aldrich or other chemical suppliers.

5

Scheme A



wherein  $\text{R}^1$ ,  $\text{R}^2$ ,  $\text{R}^3$ ,  $\text{R}^4$ ,  $\text{R}^5$ ,  $\text{R}^6$ ,  $\text{R}^7$ ,  $\text{R}^a$  and  $\text{R}^b$  are defined as above.

The 4- bromo thiazole carboxylic acid (1) is converted to the carbohydrazide first by conversion to the acyl chloride using an acylhalide forming reagent such as thionyl chloride or oxalyl chloride. The acyl halide is then treated with hydrazine to form the carbohydrazide (2). The carbohydrazide is cyclized in the presence of

dimethylformamide dimethylacetal and the appropriately substituted primary amine to afford the triazole (3) having the desired  $R^1$  substituent. Alternatively, the acyl halide is converted to the amine by reaction with an appropriately substituted amine ( $R^1NH_2$ ) to form the corresponding amide of compound (1). The amide is converted to the thioamide by reaction with Lawesson's reagent using known conditions or as described herein. The thioamide is then reacted with hydrazine to afford the triazole (3). The triazole (3) is converted to the amino analog (intermediate A') via reaction with copper acetate and ammonium hydroxide in DMF or other solvents known to one of ordinary skill in the art.

Preparation of the intermediate C' is initiated by coupling the compound (4) with an appropriately substituted imidazole having the desired  $R^6$  substituent. The resulting product (5) is carbonylated using palladium reagents such as Pd(dppf)Cl<sub>2</sub> in the presence of carbon monoxide in a protic solvent such as butanol. The resulting acid (6) is isolated as intermediate C'. Intermediate C' is then reacted with intermediate A' to form the amide Intermediate D'. Intermediate D' is subjected to an  $S_NAr$  reaction and converted to the desired amine compound of Formula (I). One of ordinary skill in the art is able to perform the reactions herein following the above general scheme, the specific procedures provided herein, or other literature sources known to such an artisan.

#### General Syntheses:

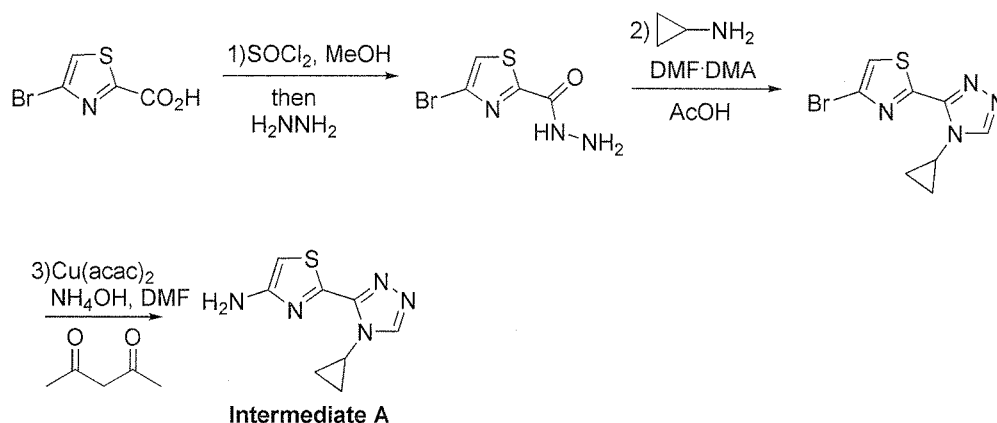
Typical embodiments of compounds in accordance with the present invention may be synthesized using the general reaction schemes described below. It will be apparent given the description herein that the general schemes may be altered by substitution of the starting materials with other materials having similar structures to result in products that are correspondingly different. Descriptions of syntheses follow to provide numerous examples of how the starting materials may vary to provide corresponding products. Given a desired product for which the substituent groups are defined, the necessary starting materials generally may be determined by inspection. Starting materials are typically obtained from commercial sources or synthesized using published methods. For synthesizing compounds which are embodiments of the present invention, inspection of the structure of the compound to be synthesized will

provide the identity of each substituent group. The identity of the final product will generally render apparent the identity of the necessary starting materials by a simple process of inspection, given the examples herein.

#### Synthetic Reaction Parameters

- 5           The terms “solvent,” “inert organic solvent” or “inert solvent” refer to a solvent inert under the conditions of the reaction being described in conjunction therewith (including, for example, benzene, toluene, acetonitrile, tetrahydrofuran (“THF”), dimethylformamide (“DMF”), chloroform, methylene chloride (or dichloromethane), diethyl ether, methanol, pyridine and the like). Unless specified to the contrary, the  
10       solvents used in the reactions of the present invention are inert organic solvents, and the reactions are carried out under an inert gas, preferably nitrogen.

#### **Preparation of 2-(4-cyclopropyl-4H-1,2,4-triazol-3-yl)thiazol-4-amine (intermediate A)**



#### **Step 1: Preparation of 4-bromothiazole-2-carbohydrazide**

- 15       To a solution of the 4-bromothiazole-2-carboxylic acid (2.0 g, 9.8 mmol) in MeOH (10 mL) was added  $\text{SOCl}_2$  (710  $\mu\text{L}$ , 9.8 mmol) and the reaction was refluxed for 3 hours. The reaction was concentrated, the residue was suspended in EtOH (10 mL), hydrazine hydrate (2.4 mL, 49 mmol) was added and the reaction was heated to reflux for 90  
20       minutes. The reaction was concentrated, suspended in  $\text{CH}_3\text{CN}$ , filtered, and the solids were washed with  $\text{CH}_3\text{CN}$ ,  $\text{Et}_2\text{O}$ , and dried to afford of 4-bromothiazole-2-carbohydrazide as a yellow solid.  $M+1 = 222.1$

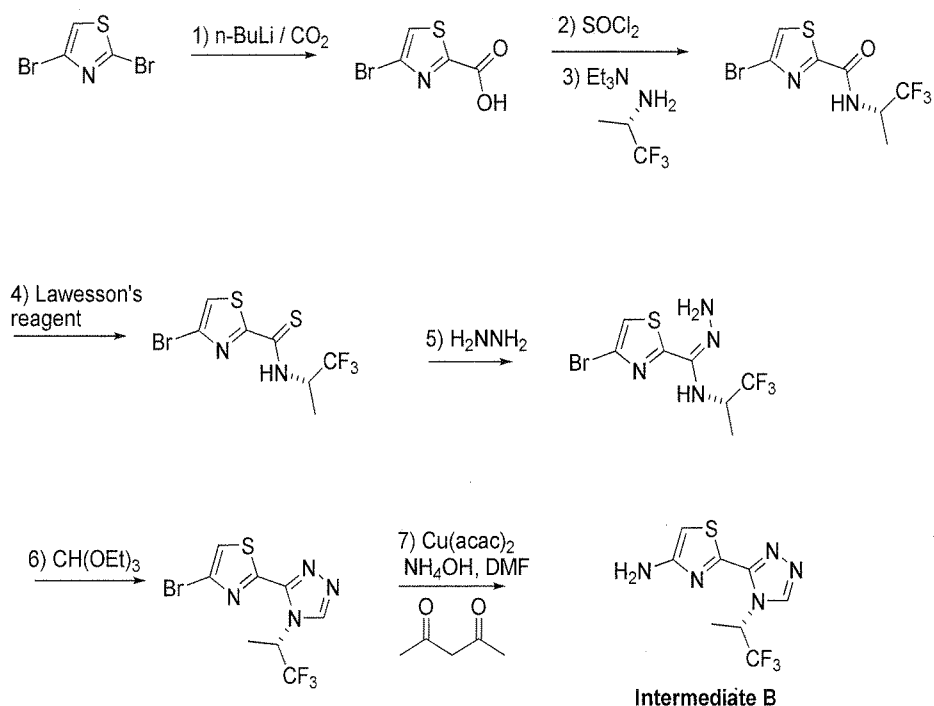
**Step 2: Preparation of 4-bromo-2-(4-cyclopropyl-4H-1,2,4-triazol-3-yl)thiazole**

4-bromothiazole-2-carbohydrazide (620 mg, 2.8 mmol) and toluene (9 mL) were added to a sealable vial, DMF·DMA (920  $\mu$ L, 6.9 mmol) was added and the reaction was stirred for 5 minutes. Cyclopropyl amine (770  $\mu$ L, 11 mmol), and AcOH (160  $\mu$ L, 2.8 mmol) were added and the reaction was heated in a microwave reactor at 150 °C for 30 minutes. The reaction was concentrated and purified by flash chromatography (1  $\rightarrow$  7% MeOH in CH<sub>2</sub>Cl<sub>2</sub>) to afford 4-bromo-2-(4-cyclopropyl-4H-1,2,4-triazol-3-yl)thiazole (contaminated with DMF·DMA for next step).

**Step 3: Preparation of 2-(4-cyclopropyl-4H-1,2,4-triazol-3-yl)thiazol-4-amine**

10 To a microwave vial was added the bromothiazole synthesized above (1.0 g, 3.7 mmol), Cu(acac)<sub>2</sub> (97 mg, 0.37 mmol), and Cs<sub>2</sub>CO<sub>3</sub> (2.4 g, 7.4 mmol) and the flask was charged with N<sub>2</sub>. Pentadione (150  $\mu$ L, 1.5 mmol), DMF (8 mL), and ammonium hydroxide (1.1 mL, 300  $\mu$ L/mmol) were added and the reaction was heated to 90 °C. When the reaction was judged to be complete by HPLC (4 hrs), the mixture was  
15 filtered through Celite, the Celite was washed with CH<sub>2</sub>Cl<sub>2</sub>, the filtrate was concentrated, and the residue was purified by flash chromatography (6  $\rightarrow$  13% MeOH in CH<sub>2</sub>Cl<sub>2</sub>) to provide 2-(4-cyclopropyl-4H-1,2,4-triazol-3-yl)thiazol-4-amine as an oil. M + 1 = 208.2

**Preparation of 2-(4-cyclopropyl-4H-1,2,4-triazol-3-yl)thiazol-4-amine  
(intermediate B)**



**Step 1: Preparation of 4-bromothiazole-2-carboxylic acid**

- 5 To the solution of 2,4-dibromothiazole (50 g, 207 mmol, 1.0 eq.) in  $\text{Et}_2\text{O}$  (1000 mL) was added  $n\text{-BuLi}$  (90 mL, 2.5 M, 1.1 eq.) at  $-78^\circ\text{C}$  dropwise and it was stirred for one hour. The reaction solution was poured into dry  $\text{CO}_2$  at  $-78^\circ\text{C}$  and the reaction mixture was warmed to the room temperature. TLC and LCMS showed the reaction was complete. It was quenched with water (100 mL). The  $\text{Et}_2\text{O}$  phase was removed. The aqueous phase was adjusted to pH to 2-3 and extracted with ethyl acetate. The organic phase was dried, filtered and concentrated to obtain 4-bromothiazole-2-carboxylic acid.  $^1\text{H}$ NMR (400 MHz, DMSO):  $\delta$ 8.23 (1H, s).
- 10

**Steps 2-3: Preparation of (S)-4-bromo-N-(1,1,1-trifluoropropan-2-yl)thiazole-2-carboxamide**

- 15 To the mixture of 4-bromothiazole-2-carboxylic acid (80 g, 1.0 eq.) in  $\text{SOCl}_2$  (300 mL) was added DMF (10 drops). It was refluxed for 5 hours and concentrated. The residue was dissolved in DCM (300 mL) and added to the solution of (S)-1,1,1-trifluoropropan-2-amine hydrochloride (60.5 g, 1.05 eq.) with  $\text{Et}_3\text{N}$  (117 g, 3.0 eq.) at  $0^\circ\text{C}$ . It was stirred overnight. TLC and LCMS showed the reaction was complete. It was quenched

with water and extracted with DCM. The organic phase was dried, filtered and concentrated. The residue was purified by column to obtain (S)-4-bromo-N-(1,1,1-trifluoropropan-2-yl)thiazole-2-carboxamide. <sup>1</sup>HNMR (400 MHz, CDCl<sub>3</sub>): δ7.47 (1H, s), 7.17 (1H, br s), 4.74-4.76 (1H, m), 1.39 (3H, d, *J* = 6.8 Hz).

5     **Step 4: Preparation of (S)-4-bromo-N-(1,1,1-trifluoropropan-2-yl)thiazole-2-carbothioamide**

To a solution of (S)-4-bromo-N-(1,1,1-trifluoropropan-2-yl)thiazole-2-carboxamide (50g, 1.0 eq.) in toluene (1000 mL) was added Lawesson's Reagent (100 g, 1.5 eq.). It was refluxed overnight. TLC and LCMS showed the reaction was complete. It was  
10     concentrated and the residue was purified by column to obtain (S)-4-bromo-N-(1,1,1-trifluoropropan-2-yl)thiazole-2-carbothioamide.

**Step 5: Preparation of (S)-4-bromo-N-(1,1,1-trifluoropropan-2-yl)thiazole-2-carbohydrazonamide**

To a solution of (S)-4-bromo-N-(1,1,1-trifluoropropan-2-yl)thiazole-2-carbothioamide  
15     (46 g, 1.0 eq.) was added hydrazine hydrate (15 g, 2.0 eq.). It was refluxed overnight. TLC and LCMS showed the reaction was complete. It was concentrated and the residue was purified by a flash column to obtain (S)-4-bromo-N-(1,1,1-trifluoropropan-2-yl)thiazole-2-carbohydrazonamide.

20     **Step 6: Preparation of (S)-4-bromo-2-(4-(1,1,1-trifluoropropan-2-yl)-4H-1,2,4-triazol-3-yl)thiazole**

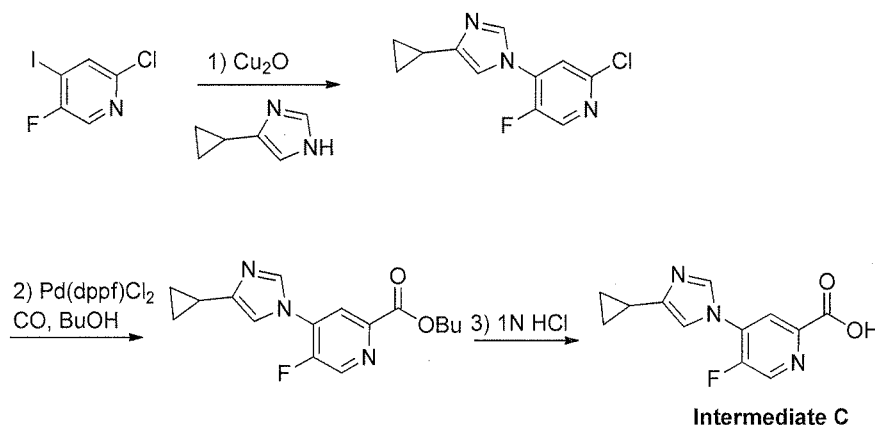
(S)-4-bromo-N-(1,1,1-trifluoropropan-2-yl)thiazole-2-carbohydrazonamide (55 g,) in triethoxymethane (500 ml) was stirred at 90 °C for 3 hours and then at 130 °C overnight and the reaction was concentrated. The residue was purified by column to obtain (S)-4-bromo-2-(4-(1,1,1-trifluoropropan-2-yl)-4H-1,2,4-triazol-3-yl)thiazole.  
25     <sup>1</sup>HNMR (400 MHz, CDCl<sub>3</sub>): δ8.46 (1H, s), 7.43 (1H, s), 6.48-6.52 (1H, m), 1.83 (3H, d, *J* = 7.2 Hz).

**Step 7: Preparation of (S)-2-(4-(1,1,1-trifluoropropan-2-yl)-4H-1,2,4-triazol-3-yl)thiazol-4-amine (intermediate B)**

To a solution of (S)-4-bromo-2-(4-(1,1,1-trifluoropropan-2-yl)-4H-1,2,4-triazol-3-yl)thiazole (50 g, 120 mmol, 1.0 eq.) in DMF (500 mL) was added Cu(acac)<sub>2</sub> (3.2 g, 12  
30     mmol, 0.1 eq.), acetylacetone (1.2 g, 0.1 eq.) and NH<sub>4</sub>OH (50 ml, conc). It was stirred

at 90 °C overnight and it was concentrated. The residue was dissolved in MeOH (500 mL) and it was filtered. The filtrate was concentrated and the residue was purified by column to obtain Intermediate B. <sup>1</sup>HNMR (400 MHz, CDCl<sub>3</sub>): δ8.38 (1H, s), 6.58-6.65 (1H, m), 6.14 (1H, s), 4.20 (2H, br s), 1.77 (3H, d, J = 7.2 Hz); ESI MS: 264 ([M+1]).

**5 Preparation of 4-(4-cyclopropyl-1H-imidazol-1-yl)-5-fluoropyridine (intermediate C)**



- Step 1: Preparation of 2-chloro-4-(4-cyclopropyl-1H-imidazol-1-yl)-5-fluoropyridine**
- 10 A suspension 2-chloro-5-fluoro-4-iodopyridine (1.8g, 1.00 mmol), 4-cyclopropyl imidazole (982 mg, 9.10 mmol), Cu<sub>2</sub>O (100 mg, 0.700 mmol), 8-hydroxyquinoline (152 mg, 1.05 mmol), cesium carbonate (4.60 g, 14.0 mmol), and PEG-3350 (1.4 g) in butyronitrile (50 mL) was heated at 65°C for 16 hours. The reaction mixture was
- 15 filtered through Celite, concentrated and the residue was partitioned between dichloromethane and water. The layers were separated and the aqueous layer washed twice with dichloromethane. The combined organic layers were dried (MgSO<sub>4</sub>), filtered and concentrated. The residue was purified by flash chromatography (15→60% EtOAc in hexanes) to afford 2-chloro-4-(4-cyclopropyl-1H-imidazol-1-yl)-
- 20 5-fluoropyridine.

**Step 2: Preparation of butyl 4-(4-cyclopropyl-1H-imidazol-1-yl)-5-fluoropyridine-2-carboxylate**

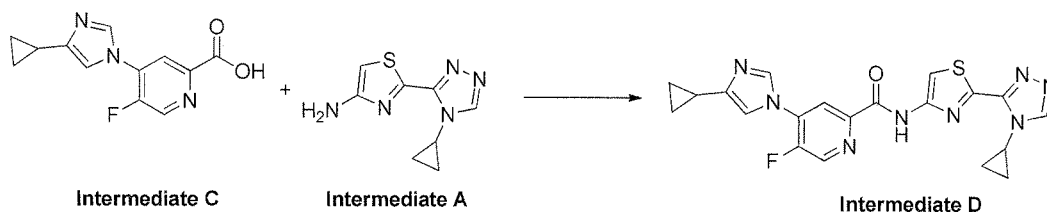
2-chloro-4-(4-cyclopropyl-1H-imidazol-1-yl)-5-fluoropyridine (730 mg, 3.07 mmol) and Pd(dppf)Cl<sub>2</sub> (112 mg, 0.159 mmol) were suspended in degassed BuOH, and the

reaction vessel was purged with carbon monoxide and a balloon of CO was affixed to the reaction vessel. The mixture was heated to 70 °C for 90 minutes, filtered through Celite, and concentrated. The residue was passed through a short plug of silica gel to afford butyl 4-(4-cyclopropyl-1H-imidazol-1-yl)-5-fluoropicolinate.

- 5 **Step 3: Preparation of 4-(4-cyclopropyl-1H-imidazol-1-yl)-5-fluoropicolinic acid**  
4-(4-cyclopropyl-1H-imidazol-1-yl)-5-fluoropicolinate (640 mg, 2.11 mmol) was dissolved in 1N HCl (5 mL) and the reaction was heated to 100 °C overnight. The solvent was removed, CH<sub>3</sub>CN was added and the solvent removed to afford 4-(4-cyclopropyl-1H-imidazol-1-yl)-5-fluoropicolinic acid which was used in subsequent  
10 reactions.

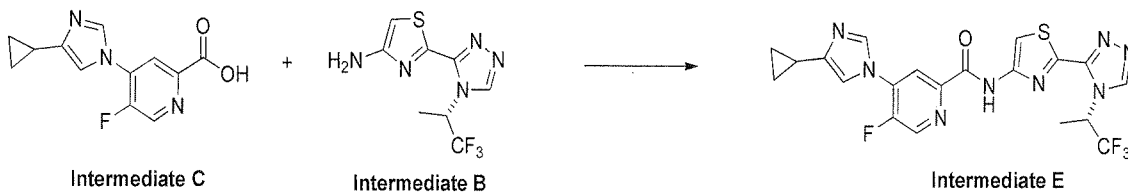
Representative procedure for amide coupling reaction

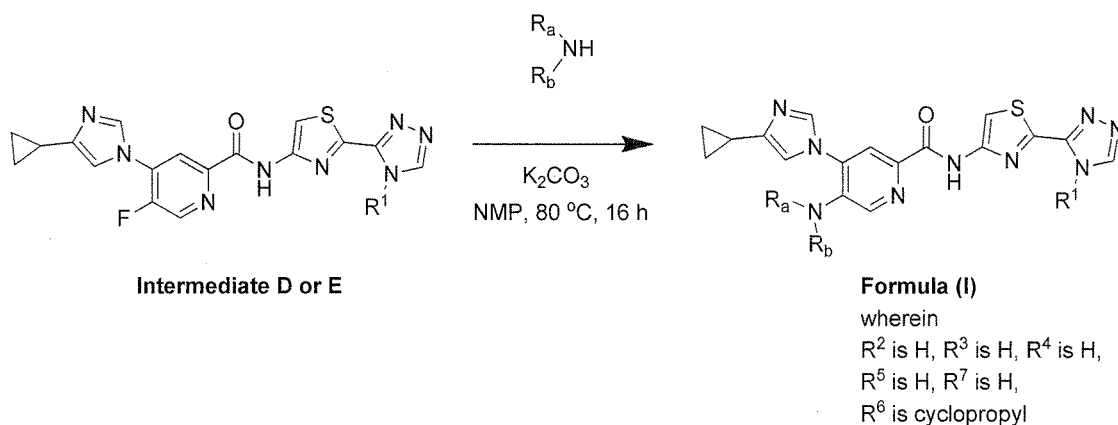
**Preparation of 4-(4-cyclopropyl-1H-imidazol-1-yl)-N-(2-(4-cyclopropyl-4H-1,2,4-triazol-3-yl)thiazol-4-yl)-5-fluoropicolinamide (intermediate D)**



- 15 To a mixture of intermediate C·HCl (340mg, 1.2 mmol), intermediate A (261 mg, 1.26 mmol), HATU (638 mg, 1.68 mmol), and N-methyl morpholine (330 μL, 3.00 mmol) was added DMF (5mL) and the reaction was stirred for 2 hours. The mixture was concentrated, redissolved in a minimal amount of CH<sub>3</sub>CN, and water was added dropwise until a thick slurry was formed. The solids were isolated by filtration and  
20 washed with CH<sub>3</sub>CN to afford 320 mg. M+1 = 437.2

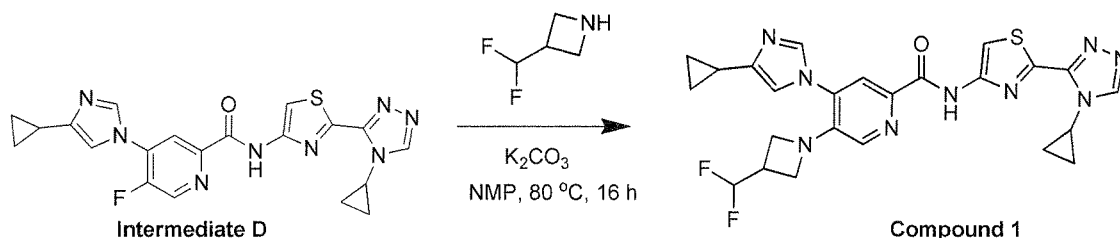
**Intermediate E was prepared according to the same procedure:**



**Additional procedure for preparation of compounds of formula (I)**

wherein  $R^a$ ,  $R^b$ , and  $R^1$  are defined in Formula (I).

In a 2 mL reaction vial was placed the appropriate amine nucleophile (4.1  
 5 equivalents) and  $K_2CO_3$  (6.1 equivalents). To this was added a solution of intermediate  
 D or E (1.0 equivalent) in NMP (0.15 M). The mixture was heated at 80°C for 16 hr.  
 It was cooled to room temperature, and to this was added EtOAc. The resulting  
 supernatant was transferred to a separate collection tube. The solvent was removed by  
 Genevac, and the resulting solid was washed with water and dried to give the desired  
 10 product. The product identity was verified by LCMS analysis.

**Representative preparation of Compound 1**

In a 2 ml reaction vial was placed 3-(difluoromethyl)azetidine hydrochloride  
 (27.3 mg, 0.19 mmol) and  $K_2CO_3$  (38 mg, 0.28 mmol). To this was added a solution of  
 15 Intermediate D (20 mg, 0.046 mmol) in NMP (0.3 mL). The mixture was heated at  
 80°C for 16 hr. It was cooled to room temperature, and to this was added EtOAc (1  
 mL). The solvent was removed by Genevac, and the resulting solid was washed with  
 water and dried to give 4-(4-cyclopropyl-1H-imidazol-1-yl)-N-(2-(4-cyclopropyl-4H-  
 1,2,4-triazol-3-yl)thiazol-4-yl)-5-(3-(difluoromethyl)azetidin-1-yl)picolinamide LRMS  
 20 (ESI<sup>+</sup>)  $m/z$   $[M+H]^+$  calculated for  $C_{24}H_{23}F_2N_9OS$ : 524.2, found: 524.1.

Compounds 1-22 were prepared in a similar fashion using intermediate D, and Compounds 23-45 were prepared in similar general preparation procedure using intermediate E. The characterization of representative compounds is shown in Table 2.

Table 2. Characterization of Representative Compounds.

No.	Chemical Name	Formula / Calc'd M+H / Obs M+H
1	4-(4-cyclopropylimidazol-1-yl)-N-[2-(4-cyclopropyl-1,2,4-triazol-3-yl)-1,3-thiazol-4-yl]-5-[3-(difluoromethyl)azetidin-1-yl]pyridine-2-carboxamide	C <sub>24</sub> H <sub>23</sub> F <sub>2</sub> N <sub>9</sub> OS / 524.2 / 524.1
2	5-(3-cyanoazetidin-1-yl)-4-(4-cyclopropylimidazol-1-yl)-N-[2-(4-cyclopropyl-1,2,4-triazol-3-yl)-1,3-thiazol-4-yl]pyridine-2-carboxamide	C <sub>24</sub> H <sub>22</sub> N <sub>10</sub> OS / 499.2 / 499.1
3	5-(3-cyano-3-methylazetidin-1-yl)-4-(4-cyclopropylimidazol-1-yl)-N-[2-(4-cyclopropyl-1,2,4-triazol-3-yl)-1,3-thiazol-4-yl]pyridine-2-carboxamide	C <sub>25</sub> H <sub>24</sub> N <sub>10</sub> OS / 513.2 / 513.1
4	4-(4-cyclopropylimidazol-1-yl)-N-[2-(4-cyclopropyl-1,2,4-triazol-3-yl)-1,3-thiazol-4-yl]-5-(3-methoxy-3-methylazetidin-1-yl)pyridine-2-carboxamide	C <sub>25</sub> H <sub>27</sub> N <sub>9</sub> O <sub>2</sub> S / 518.2 / 518.1
5	4-(4-cyclopropylimidazol-1-yl)-N-[2-(4-cyclopropyl-1,2,4-triazol-3-yl)-1,3-thiazol-4-yl]-5-(3,3-difluoroazetidin-1-yl)pyridine-2-carboxamide	C <sub>23</sub> H <sub>21</sub> F <sub>2</sub> N <sub>9</sub> OS / 510.2 / 510.1
6	4-(4-cyclopropylimidazol-1-yl)-N-[2-(4-cyclopropyl-1,2,4-triazol-3-yl)-1,3-thiazol-4-yl]-5-(3-methoxypyrrolidin-1-yl)pyridine-2-carboxamide	C <sub>25</sub> H <sub>27</sub> N <sub>9</sub> O <sub>2</sub> S / 518.2 / 518.2
7	4-(4-cyclopropylimidazol-1-yl)-N-[2-(4-cyclopropyl-1,2,4-triazol-3-yl)-1,3-thiazol-4-yl]-5-[4-(trifluoromethyl)piperidin-1-yl]pyridine-2-carboxamide	C <sub>26</sub> H <sub>26</sub> F <sub>3</sub> N <sub>9</sub> OS / 570.2 / 570.1
8	4-(4-cyclopropylimidazol-1-yl)-N-[2-(4-cyclopropyl-1,2,4-triazol-3-yl)-1,3-thiazol-4-yl]-5-(4-fluoropiperidin-1-yl)pyridine-2-carboxamide	C <sub>25</sub> H <sub>26</sub> FN <sub>9</sub> OS / 520.2 / 520.1
9	5-(4-cyanopiperidin-1-yl)-4-(4-cyclopropylimidazol-1-yl)-N-[2-(4-cyclopropyl-1,2,4-triazol-3-yl)-1,3-thiazol-4-yl]pyridine-2-carboxamide	C <sub>26</sub> H <sub>26</sub> N <sub>10</sub> OS / 527.2 / 527.2
10	4-(4-cyclopropylimidazol-1-yl)-N-[2-(4-cyclopropyl-1,2,4-triazol-3-yl)-1,3-thiazol-4-yl]-5-(4-methoxypiperidin-1-yl)pyridine-2-carboxamide	C <sub>26</sub> H <sub>29</sub> N <sub>9</sub> O <sub>2</sub> S / 532.2 / 532.2

11	4-(4-cyclopropylimidazol-1-yl)-N-[2-(4-cyclopropyl-1,2,4-triazol-3-yl)-1,3-thiazol-4-yl]-5-[4-(methylcarbamoyl)piperidin-1-yl]pyridine-2-carboxamide	C <sub>27</sub> H <sub>30</sub> N <sub>10</sub> O <sub>2</sub> S / 559.2 / 559.2
12	4-(4-cyclopropylimidazol-1-yl)-N-[2-(4-cyclopropyl-1,2,4-triazol-3-yl)-1,3-thiazol-4-yl]-5-(4-methoxy-4-methylpiperidin-1-yl)pyridine-2-carboxamide	C <sub>27</sub> H <sub>31</sub> N <sub>9</sub> O <sub>2</sub> S / 546.2 / 546.2
13	4-(4-cyclopropylimidazol-1-yl)-N-[2-(4-cyclopropyl-1,2,4-triazol-3-yl)-1,3-thiazol-4-yl]-5-[4-(2,2,2-trifluoroethyl)piperazin-1-yl]pyridine-2-carboxamide	C <sub>26</sub> H <sub>27</sub> F <sub>3</sub> N <sub>10</sub> OS / 585.2 / 585.2
14	4-(4-cyclopropylimidazol-1-yl)-N-[2-(4-cyclopropyl-1,2,4-triazol-3-yl)-1,3-thiazol-4-yl]-5-(1,4-oxazepan-4-yl)pyridine-2-carboxamide	C <sub>25</sub> H <sub>27</sub> N <sub>9</sub> O <sub>2</sub> S / 518.2 / 518.2
15	5-(3,4,6,7,8,8a-hexahydro-1H-pyrrolo[1,2-a]pyrazin-2-yl)-4-(4-cyclopropylimidazol-1-yl)-N-[2-(4-cyclopropyl-1,2,4-triazol-3-yl)-1,3-thiazol-4-yl]pyridine-2-carboxamide	C <sub>27</sub> H <sub>30</sub> N <sub>10</sub> OS / 543.2 / 543.2
16	4-(4-cyclopropylimidazol-1-yl)-N-[2-(4-cyclopropyl-1,2,4-triazol-3-yl)-1,3-thiazol-4-yl]-5-(3-oxo-5,6,8,8a-tetrahydro-1H-[1,3]oxazolo[3,4-a]pyrazin-7-yl)pyridine-2-carboxamide	C <sub>26</sub> H <sub>26</sub> N <sub>10</sub> O <sub>3</sub> S / 559.2 / 559.1
17	5-(3-azabicyclo[3.1.0]hexan-3-yl)-4-(4-cyclopropylimidazol-1-yl)-N-[2-(4-cyclopropyl-1,2,4-triazol-3-yl)-1,3-thiazol-4-yl]pyridine-2-carboxamide	C <sub>25</sub> H <sub>25</sub> N <sub>9</sub> OS / 500.2 / 500.2
18	4-(4-cyclopropylimidazol-1-yl)-N-[2-(4-cyclopropyl-1,2,4-triazol-3-yl)-1,3-thiazol-4-yl]-5-(3-morpholin-4-ylazetidin-1-yl)pyridine-2-carboxamide	C <sub>27</sub> H <sub>30</sub> N <sub>10</sub> O <sub>2</sub> S / 559.2 / 559.2
19	4-(4-cyclopropylimidazol-1-yl)-5-(4-cyclopropylpiperazin-1-yl)-N-[2-(4-cyclopropyl-1,2,4-triazol-3-yl)-1,3-thiazol-4-yl]pyridine-2-carboxamide	C <sub>27</sub> H <sub>30</sub> N <sub>10</sub> OS / 543.2 / 543.2
20	4-(4-cyclopropylimidazol-1-yl)-5-[4-(cyclopropylmethyl)piperazin-1-yl]-N-[2-(4-cyclopropyl-1,2,4-triazol-3-yl)-1,3-thiazol-4-yl]pyridine-2-carboxamide	C <sub>28</sub> H <sub>32</sub> N <sub>10</sub> OS / 557.3 / 557.2
21	4-(4-cyclopropylimidazol-1-yl)-N-[2-(4-cyclopropyl-1,2,4-triazol-3-yl)-1,3-thiazol-4-yl]-5-(2-oxa-7-azaspiro[3.5]nonan-7-yl)pyridine-2-carboxamide	C <sub>27</sub> H <sub>29</sub> N <sub>9</sub> O <sub>2</sub> S / 544.2 / 544.2
22	4-(4-cyclopropylimidazol-1-yl)-N-[2-(4-cyclopropyl-1,2,4-triazol-3-yl)-1,3-thiazol-4-yl]-5-(7-oxa-2-azaspiro[3.5]nonan-2-yl)pyridine-2-carboxamide	C <sub>27</sub> H <sub>29</sub> N <sub>9</sub> O <sub>2</sub> S / 544.2 / 544.2

23	(S)-4-(4-cyclopropyl-1H-imidazol-1-yl)-5-(3-(methoxymethyl)azetidin-1-yl)-N-(2-(4-(1,1,1-trifluoropropan-2-yl)-4H-1,2,4-triazol-3-yl)thiazol-4-yl)picolinamide	C <sub>25</sub> H <sub>26</sub> F <sub>3</sub> N <sub>9</sub> O <sub>2</sub> S / 574.2 / 573.9
24	(S)-5-(3-cyano-3-methylazetidin-1-yl)-4-(4-cyclopropyl-1H-imidazol-1-yl)-N-(2-(4-(1,1,1-trifluoropropan-2-yl)-4H-1,2,4-triazol-3-yl)thiazol-4-yl)picolinamide	C <sub>25</sub> H <sub>23</sub> F <sub>3</sub> N <sub>10</sub> OS / 569.2 / 569
25	(S)-4-(4-cyclopropyl-1H-imidazol-1-yl)-5-(3-methoxy-3-methylazetidin-1-yl)-N-(2-(4-(1,1,1-trifluoropropan-2-yl)-4H-1,2,4-triazol-3-yl)thiazol-4-yl)picolinamide	C <sub>25</sub> H <sub>26</sub> F <sub>3</sub> N <sub>9</sub> O <sub>2</sub> S / 574.2 / 574
26	(S)-4-(4-cyclopropyl-1H-imidazol-1-yl)-5-(3-(difluoromethyl)azetidin-1-yl)-N-(2-(4-(1,1,1-trifluoropropan-2-yl)-4H-1,2,4-triazol-3-yl)thiazol-4-yl)picolinamide	C <sub>24</sub> H <sub>22</sub> F <sub>5</sub> N <sub>9</sub> OS / 580.2 / 579.8
27	(S)-4-(4-cyclopropyl-1H-imidazol-1-yl)-5-(3,3-difluoropyrrolidin-1-yl)-N-(2-(4-(1,1,1-trifluoropropan-2-yl)-4H-1,2,4-triazol-3-yl)thiazol-4-yl)picolinamide	C <sub>24</sub> H <sub>22</sub> F <sub>5</sub> N <sub>9</sub> OS / 580.2 / 580.1
28	4-(4-cyclopropyl-1H-imidazol-1-yl)-5-(3-methoxypyrrolidin-1-yl)-N-(2-(4-((S)-1,1,1-trifluoropropan-2-yl)-4H-1,2,4-triazol-3-yl)thiazol-4-yl)picolinamide	C <sub>25</sub> H <sub>26</sub> F <sub>3</sub> N <sub>9</sub> O <sub>2</sub> S / 574.2 / 573.9
29	(S)-5-(4-cyanopiperidin-1-yl)-4-(4-cyclopropyl-1H-imidazol-1-yl)-N-(2-(4-(1,1,1-trifluoropropan-2-yl)-4H-1,2,4-triazol-3-yl)thiazol-4-yl)picolinamide	C <sub>26</sub> H <sub>25</sub> F <sub>3</sub> N <sub>10</sub> OS / 583.2 / 582.9
30	(S)-4-(4-cyclopropyl-1H-imidazol-1-yl)-5-(4-methoxypiperidin-1-yl)-N-(2-(4-(1,1,1-trifluoropropan-2-yl)-4H-1,2,4-triazol-3-yl)thiazol-4-yl)picolinamide	C <sub>26</sub> H <sub>28</sub> F <sub>3</sub> N <sub>9</sub> O <sub>2</sub> S / 588.2 / 588.2
31	(S)-4-(4-cyclopropyl-1H-imidazol-1-yl)-5-(4-(methylcarbamoyl)piperidin-1-yl)-N-(2-(4-(1,1,1-trifluoropropan-2-yl)-4H-1,2,4-triazol-3-yl)thiazol-4-yl)picolinamide	C <sub>27</sub> H <sub>29</sub> F <sub>3</sub> N <sub>10</sub> O <sub>2</sub> S / 615.2 / 615
32	(S)-4-(4-cyclopropyl-1H-imidazol-1-yl)-5-(4-(trifluoromethyl)piperidin-1-yl)-N-(2-(4-(1,1,1-trifluoropropan-2-yl)-4H-1,2,4-triazol-3-yl)thiazol-4-yl)picolinamide	C <sub>26</sub> H <sub>25</sub> F <sub>6</sub> N <sub>9</sub> OS / 626.2 / 625.9
33	(S)-4-(4-cyclopropyl-1H-imidazol-1-yl)-5-(4-(2,2,2-trifluoroethyl)piperazin-1-yl)-N-(2-(4-(1,1,1-trifluoropropan-2-yl)-4H-1,2,4-triazol-3-yl)thiazol-4-yl)picolinamide	C <sub>26</sub> H <sub>26</sub> F <sub>6</sub> N <sub>10</sub> OS / 641.2 / 641.1
34	(S)-4-(4-cyclopropyl-1H-imidazol-1-yl)-5-(4-fluoropiperidin-1-yl)-N-(2-(4-(1,1,1-trifluoropropan-2-yl)-4H-1,2,4-triazol-3-yl)thiazol-4-yl)picolinamide	C <sub>25</sub> H <sub>25</sub> F <sub>4</sub> N <sub>9</sub> OS / 576.2 / 576

35	(S)-4-(4-cyclopropyl-1H-imidazol-1-yl)-5-(4-methoxy-4-methylpiperidin-1-yl)-N-(2-(4-(1,1,1-trifluoropropan-2-yl)-4H-1,2,4-triazol-3-yl)thiazol-4-yl)picolinamide	C <sub>27</sub> H <sub>30</sub> F <sub>3</sub> N <sub>9</sub> O <sub>2</sub> S / 602.2 / 601.9
36	(S)-4-(4-cyclopropyl-1H-imidazol-1-yl)-5-(1,4-oxazepan-4-yl)-N-(2-(4-(1,1,1-trifluoropropan-2-yl)-4H-1,2,4-triazol-3-yl)thiazol-4-yl)picolinamide	C <sub>25</sub> H <sub>26</sub> F <sub>3</sub> N <sub>9</sub> O <sub>2</sub> S / 574.12 / 574
37	4-(4-cyclopropyl-1H-imidazol-1-yl)-5-(hexahydropyrrolo[1,2-a]pyrazin-2(1H)-yl)-N-(2-(4-((S)-1,1,1-trifluoropropan-2-yl)-4H-1,2,4-triazol-3-yl)thiazol-4-yl)picolinamide	C <sub>27</sub> H <sub>29</sub> F <sub>3</sub> N <sub>10</sub> OS / 599.2 / 599.2
38	4-(4-cyclopropyl-1H-imidazol-1-yl)-5-(5-methylhexahydropyrrolo[3,4-c]pyrrol-2(1H)-yl)-N-(2-(4-((S)-1,1,1-trifluoropropan-2-yl)-4H-1,2,4-triazol-3-yl)thiazol-4-yl)picolinamide	C <sub>27</sub> H <sub>29</sub> F <sub>3</sub> N <sub>10</sub> OS / 599.2 / 599.2
39	4-(4-cyclopropyl-1H-imidazol-1-yl)-5-(3-oxotetrahydro-1H-oxazolo[3,4-a]pyrazin-7(3H)-yl)-N-(2-(4-((S)-1,1,1-trifluoropropan-2-yl)-4H-1,2,4-triazol-3-yl)thiazol-4-yl)picolinamide	C <sub>26</sub> H <sub>25</sub> F <sub>3</sub> N <sub>10</sub> O <sub>3</sub> S / 615.2 / 615.1
40	5-(3-azabicyclo[3.1.0]hexan-3-yl)-4-(4-cyclopropyl-1H-imidazol-1-yl)-N-(2-(4-((S)-1,1,1-trifluoropropan-2-yl)-4H-1,2,4-triazol-3-yl)thiazol-4-yl)picolinamide	C <sub>25</sub> H <sub>24</sub> F <sub>3</sub> N <sub>9</sub> OS / 556.2 / 555.9
41	(S)-4-(4-cyclopropyl-1H-imidazol-1-yl)-5-(3-morpholinoazetidin-1-yl)-N-(2-(4-(1,1,1-trifluoropropan-2-yl)-4H-1,2,4-triazol-3-yl)thiazol-4-yl)picolinamide	C <sub>27</sub> H <sub>29</sub> F <sub>3</sub> N <sub>10</sub> O <sub>2</sub> S / 615.2 / 615.2
42	(S)-4-(4-cyclopropyl-1H-imidazol-1-yl)-5-(4-cyclopropylpiperazin-1-yl)-N-(2-(4-(1,1,1-trifluoropropan-2-yl)-4H-1,2,4-triazol-3-yl)thiazol-4-yl)picolinamide	C <sub>27</sub> H <sub>29</sub> F <sub>3</sub> N <sub>10</sub> OS / 599.2 / 599.2
43	(S)-4-(4-cyclopropyl-1H-imidazol-1-yl)-5-(4-(cyclopropylmethyl)piperazin-1-yl)-N-(2-(4-(1,1,1-trifluoropropan-2-yl)-4H-1,2,4-triazol-3-yl)thiazol-4-yl)picolinamide	C <sub>28</sub> H <sub>31</sub> F <sub>3</sub> N <sub>10</sub> OS / 613.2 / 613.2
44	(S)-4-(4-cyclopropyl-1H-imidazol-1-yl)-5-(2-oxa-7-azaspiro[3.5]nonan-7-yl)-N-(2-(4-(1,1,1-trifluoropropan-2-yl)-4H-1,2,4-triazol-3-yl)thiazol-4-yl)picolinamide	C <sub>27</sub> H <sub>28</sub> F <sub>3</sub> N <sub>9</sub> O <sub>2</sub> S / 600.2 / 599.9
45	(S)-4-(4-cyclopropyl-1H-imidazol-1-yl)-5-(7-oxa-2-azaspiro[3.5]nonan-2-yl)-N-(2-(4-(1,1,1-trifluoropropan-2-yl)-4H-1,2,4-triazol-3-yl)thiazol-4-yl)picolinamide	C <sub>27</sub> H <sub>28</sub> F <sub>3</sub> N <sub>9</sub> O <sub>2</sub> S / 600.2 / 599.9

### General Utility

The compounds of Formula I are believed effective in the treatment of conditions that respond to administration of ASK1 inhibitors. Specifically, the compounds of Formula I are useful in the treatment of a broad range of diseases, for example autoimmune disorders, inflammatory diseases, cardiovascular diseases (including diabetes, diabetic nephropathy, and other complications of diabetes), cardio-renal diseases, including kidney disease, fibrotic diseases, respiratory diseases (including COPD, idiopathic pulmonary fibrosis (IPF), and acute lung injury), acute and chronic liver diseases, and neurodegenerative diseases.

### 10 Testing

Activity testing is conducted as described in the Examples below and by methods apparent to one skilled in the art.

The following examples are included to demonstrate different aspects or embodiments of the present application. It will be appreciated by those of skill in the art that the techniques disclosed in the examples which follow represent techniques discovered by the inventor(s) to function well in the practice of the present application, and thus can be considered to constitute preferred modes for its practice. However, those of skill in the art should, in light of the present disclosure, appreciate that many changes can be made in the specific embodiments which are disclosed and still obtain a like or similar result without departing from the spirit and scope of the present application.

## BIOLOGICAL ASSAYS

### I. TR-FRET ASK1 (Apoptosis Signal-Regulating Kinase 1) Kinase Assay

To evaluate the inhibitory activity of compounds of the invention against ASK1 (Apoptosis Signal-regulating Kinase 1) kinase, its activity was examined using a TR-FRET ASK1 kinase assay which determined the amount of phosphate transferred to a peptide substrate from ATP.

Dephosphorylated recombinant human ASK1 kinase was from Gilead Sciences. Small molecule kinase inhibitor staurosporine (Catalogue # S6942) and dithiothreitol (DTT, catalogue # 43815-5G) were obtained from Sigma Chemicals (St. Louis, MO).

ATP (catalogue # 7724) was from Affymetrix (Santa Clara, CA) and test compounds were from Gilead Sciences. HTRF KinEASE™-STK S3 kit was obtained from Cisbio (Bedford, Mass). All other reagents were of the highest grade commercially available.

The assay measures the phosphorylation level of a biotinylated peptide substrate by the ASK1 kinase using HTRF detection. This is a competitive, time-resolved fluorescence resonance energy transfer (TR-FRET) immunoassay, based on HTRF® KinEASE™-STK manual from Cisbio. Test compound, 1  $\mu$ M STK3 peptide substrate, 4 nM of ASK1 kinase were incubated with 10 mM MOP buffer, pH. 7.0 containing 10 mM Mg-acetate, 0.025 % NP-40, 1 mM DTT, 0.05% BSA and 1.5% glycerol for 30 minutes then 100  $\mu$ M ATP was added to start the kinase reaction and incubated for 3 hr. Peptide antibody labeled with 1X Eu<sup>3+</sup> Cryptate buffer containing 10 mM EDTA and 125 nM Streptavidin XL665 were added to stop the reaction and phosphorylated peptide substrate was detected using Envision 2103 Multilabeled reader from PerkinElmer. The fluorescence was measured at 615 nm (Cryptate) and 665 nm (XL665) and a ratio of 665 nm/615 nm was calculated for each well. The resulting TR-FRET level (a ratio of 665 nm/615 nm) was proportional to the phosphorylation level. Under these assay conditions, the degree of phosphorylation of peptide substrate was linear with time and concentration for the enzyme. The assay system yielded consistent results with regard to K<sub>m</sub> and specific activities for the enzyme. For inhibition experiments (IC<sub>50</sub> values), activities were performed with constant concentrations of ATP, peptide and several fixed concentrations of inhibitors. Staurosporine, the nonselective kinase inhibitor, was used as the positive control. All enzyme activity data are reported as an average of quadruplicate determination.

The IC<sub>50</sub> values were calculated following equation:

$$y = \text{Range} / \{1 + (x / \text{IC}_{50})^s\} + \text{Background}$$

where x and y represent the concentration of inhibitors and enzyme activity, respectively. Enzyme activity is expressed as the amount of Phosphate incorporated into substrate peptide from ATP. Range is the maximum y range (no inhibitor, DMSO control) and s is a slope factor. As summarized in Table 3, the results demonstrate that the compounds of formula (I) are potent inhibitors of the ASK-1 receptor.

Table 3. Activities of the compounds of Formula (I) to ASK1.

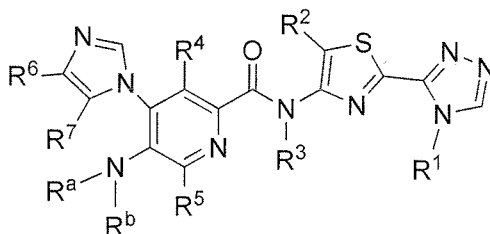
Ex	IC50 (nM)	Ex	IC50 (nM)
1	2.2	24	1.4
2	0.9	25	2
3	1.9	26	1.7
4	1.8	27	2.1
5	2.8	28	1.9
6	2.8	29	1.7
7	3.2	30	2.3
8	2.5	31	2.3
9	2.2	32	1.5
10	3.2	33	1.2
11	0.4	34	1.7
12	14.2	35	2.2
13	2.9	36	1.9
14	3.8	37	1.8
15	2.7	38	2.4
16	2.7	39	2.3
17	1.1	40	2.2
18	2.3	41	1.9
19	2.8	42	1.8
20	2.5	43	1.8
21	1.9	44	2.1
22	4.5	45	2.6
23	2		

## II. ASK1 Cell-based Assay

The cellular potency (i.e. EC<sub>50</sub>) of compounds is determined in cells that stably  
 5 express an AP-1: luciferase reporter construct (293/AP1-Luc cells - Panomics Inc.,  
 6519 Dumbarton Circle, Fremont, CA). Cells are infected with an adenovirus  
 expressing kinase active ASK1 (631-1381 of rat ASK1 cDNA), which will activate the  
 AP-1 transcription factor and increase the expression of luciferase. Inhibitors of ASK1  
 will decrease the enzyme activity of ASK1 and therefore decrease the activity of AP-1  
 10 transcription factor and the expression of luciferase. The results will be used to  
 determine the in vivo potency inhibitors of ASK1.

What is claimed is:

1. A compound of Formula (I):



(I)

wherein:

$R^1$  is  $C_1$ - $C_6$  alkyl,  $C_3$ - $C_6$  cycloalkyl, or  $C_2$ - $C_6$  heterocycloalkyl, wherein the alkyl, cycloalkyl, or heterocycloalkyl moiety is optionally substituted with one to four members independently selected from halo,  $OR^{11}$ , and  $NR^{11}R^{12}$ ;

$R^2$  is hydrogen or  $C_1$ - $C_3$  alkyl;

$R^3$  is hydrogen or  $C_1$ - $C_3$  alkyl;

$R^4$  is hydrogen or  $C_1$ - $C_3$  alkyl;

$R^5$  is hydrogen or  $C_1$ - $C_3$  alkyl;

$R^6$  is  $C_1$ - $C_6$  alkyl,  $C_3$ - $C_6$  cycloalkyl, or  $C_2$ - $C_6$  heterocycloalkyl, wherein the alkyl, cycloalkyl, or heterocycloalkyl moiety is optionally substituted with one to four members independently selected from halo,  $OR^{11}$ , and  $NR^{11}R^{12}$ ;

$R^7$  is hydrogen or  $C_1$ - $C_3$  alkyl; and

$R^a$  and  $R^b$  combine with the nitrogen atom to which they are attached to form a four to ten member heterocyclic group that is a monocyclic group or a fused or bridged bicyclic, or spirocyclic group optionally containing an oxygen or a nitrogen atom in the heterocyclic group, wherein the heterocyclic group is further optionally substituted with one to four members, at the same atom or different atom, independently selected from  $C_1$ - $C_6$  alkyl, hydroxyl, cyano, oxo, halo,  $C_1$ - $C_6$  carbonyl,  $C_1$ - $C_6$  haloalkyl,  $C_1$ - $C_6$  alkoxy,  $C_3$ - $C_6$  cycloalkyl,  $C_2$ - $C_6$  heterocycloalkyl,  $C_1$ - $C_6$  acyl,  $C_1$ - $C_6$  alkyl- $R^{11}$ ,  $OR^{11}$ ,  $C(O)NR^{11}$ ; wherein  $R^{11}$  and  $R^{12}$  is independently selected from hydrogen,  $C_1$ - $C_6$  alkyl, or  $C_1$ - $C_6$  haloalkyl;

or a pharmaceutically acceptable salt or stereoisomer thereof.

2. The compound of claim 1, wherein

R<sup>1</sup> is C<sub>1</sub>-C<sub>6</sub> alkyl, C<sub>3</sub>-C<sub>6</sub> cycloalkyl, or C<sub>2</sub>-C<sub>6</sub> heterocycloalkyl, wherein the alkyl, cycloalkyl, or heterocycloalkyl moiety is optionally substituted with one to four halogen atoms;

R<sup>2</sup> is hydrogen or C<sub>1</sub>-C<sub>3</sub> alkyl;

R<sup>3</sup> is hydrogen or C<sub>1</sub>-C<sub>3</sub> alkyl;

R<sup>4</sup> is hydrogen or C<sub>1</sub>-C<sub>3</sub> alkyl;

R<sup>5</sup> is hydrogen or C<sub>1</sub>-C<sub>3</sub> alkyl;

R<sup>6</sup> is C<sub>1</sub>-C<sub>6</sub> alkyl, C<sub>3</sub>-C<sub>6</sub> cycloalkyl, or C<sub>2</sub>-C<sub>6</sub> heterocycloalkyl, wherein the alkyl, cycloalkyl, or heterocycloalkyl moiety is optionally substituted with one to four halogen atoms;

R<sup>7</sup> is hydrogen or C<sub>1</sub>-C<sub>3</sub> alkyl; and

R<sup>a</sup> and R<sup>b</sup> combine with the nitrogen atom to which they are attached to form a four to eight member heterocyclic monocyclic group optionally containing an oxygen or a nitrogen atom, or a six to ten member heterocyclic fused or bridged bicyclic or spirocyclic group optionally containing an oxygen or a nitrogen atom in the monocyclic, bicyclic or spirocyclic group, wherein the monocyclic, bicyclic or spirocyclic group is further optionally substituted with one to four members independently selected from C<sub>1</sub>-C<sub>6</sub> alkyl, hydroxyl, cyano, oxo, halo, C<sub>1</sub>-C<sub>6</sub> carbonyl, C<sub>1</sub>-C<sub>6</sub> haloalkyl, C<sub>1</sub>-C<sub>6</sub> alkoxy, C<sub>3</sub>-C<sub>6</sub> cycloalkyl, C<sub>2</sub>-C<sub>6</sub> heterocycloalkyl, C<sub>1</sub>-C<sub>6</sub> acyl, C<sub>1</sub>-C<sub>6</sub> alkyl-R<sup>11</sup>, OR<sup>11</sup>, C(O)NR<sup>11</sup> wherein R<sup>11</sup> is hydrogen, C<sub>1</sub>-C<sub>6</sub> alkyl, or C<sub>1</sub>-C<sub>6</sub> haloalkyl;

or a pharmaceutically acceptable salt or stereoisomer thereof.

3. The compound of claim 1 or 2, wherein

R<sup>1</sup> is C<sub>1</sub>-C<sub>3</sub> haloalkyl or C<sub>3</sub>-C<sub>6</sub> cycloalkyl;

R<sup>2</sup> is hydrogen;

R<sup>3</sup> is hydrogen;

R<sup>4</sup> is hydrogen;

R<sup>5</sup> is hydrogen;

R<sup>6</sup> is C<sub>1</sub>-C<sub>3</sub> haloalkyl or C<sub>3</sub>-C<sub>6</sub> cycloalkyl;

R<sup>7</sup> is hydrogen or C<sub>1</sub>-C<sub>3</sub> alkyl; and

R<sup>a</sup> and R<sup>b</sup> combine with the nitrogen atom to which they are attached to form a four to seven member heterocyclic monocyclic group optionally containing an oxygen

or a nitrogen atom, or a six to nine member heterocyclic fused bicyclic or spirocyclic group optionally containing an oxygen or a nitrogen atom in the heterocyclic monocyclic, bicyclic or spirocyclic group, wherein the heterocyclic monocyclic, bicyclic or spirocyclic group is further optionally substituted with one, two, or three members independently selected from C<sub>1</sub>-C<sub>6</sub> alkyl, hydroxyl, cyano, oxy, halo, C<sub>1</sub>-C<sub>6</sub> carbonyl, C<sub>1</sub>-C<sub>6</sub> haloalkyl, C<sub>1</sub>-C<sub>6</sub> alkoxy, C<sub>3</sub>-C<sub>6</sub> cycloalkyl, C<sub>2</sub>-C<sub>6</sub> heterocycloalkyl, C<sub>1</sub>-C<sub>6</sub> alkyl-R<sup>11</sup>, OR<sup>11</sup>, C(O)NR<sup>11</sup> wherein R<sup>11</sup> is hydrogen, C<sub>1</sub>-C<sub>6</sub> alkyl, or C<sub>1</sub>-C<sub>6</sub> haloalkyl;

or a pharmaceutically acceptable salt or stereoisomer thereof.

4. The compound of claim 1 or 2, wherein R<sup>1</sup> is C<sub>1</sub>-C<sub>3</sub> haloalkyl or C<sub>3</sub>-C<sub>6</sub> cycloalkyl, wherein the cycloalkyl group is optionally substituted with one to four halogen atoms.

5. The compound of claim 1 or 2, wherein R<sup>1</sup> is methyl, ethyl, propyl, fluoromethyl, fluoroethyl, fluoropropyl, difluoromethyl, difluoroethyl, difluoropropyl, trifluoromethyl, trifluoroethyl, trifluoropropyl, trifluorobutyl, cyclopropyl, cyclobutyl, fluorocyclopropyl, and fluorocyclobutyl.

6. The compound of claim 1 or 2, wherein R<sup>6</sup> is C<sub>1</sub>-C<sub>3</sub> haloalkyl or C<sub>3</sub>-C<sub>6</sub> cycloalkyl, wherein the cycloalkyl group is optionally substituted with one to four halogen atoms.

7. The compound of claim 1 or 2, wherein R<sup>6</sup> is methyl, ethyl, propyl, fluoromethyl, fluoroethyl, fluoropropyl, difluoromethyl, difluoroethyl, difluoropropyl, difluorobutyl, trifluoromethyl, trifluoroethyl, trifluoropropyl, trifluorobutyl, cyclopropyl, cyclobutyl, fluorocyclopropyl, and fluorocyclobutyl.

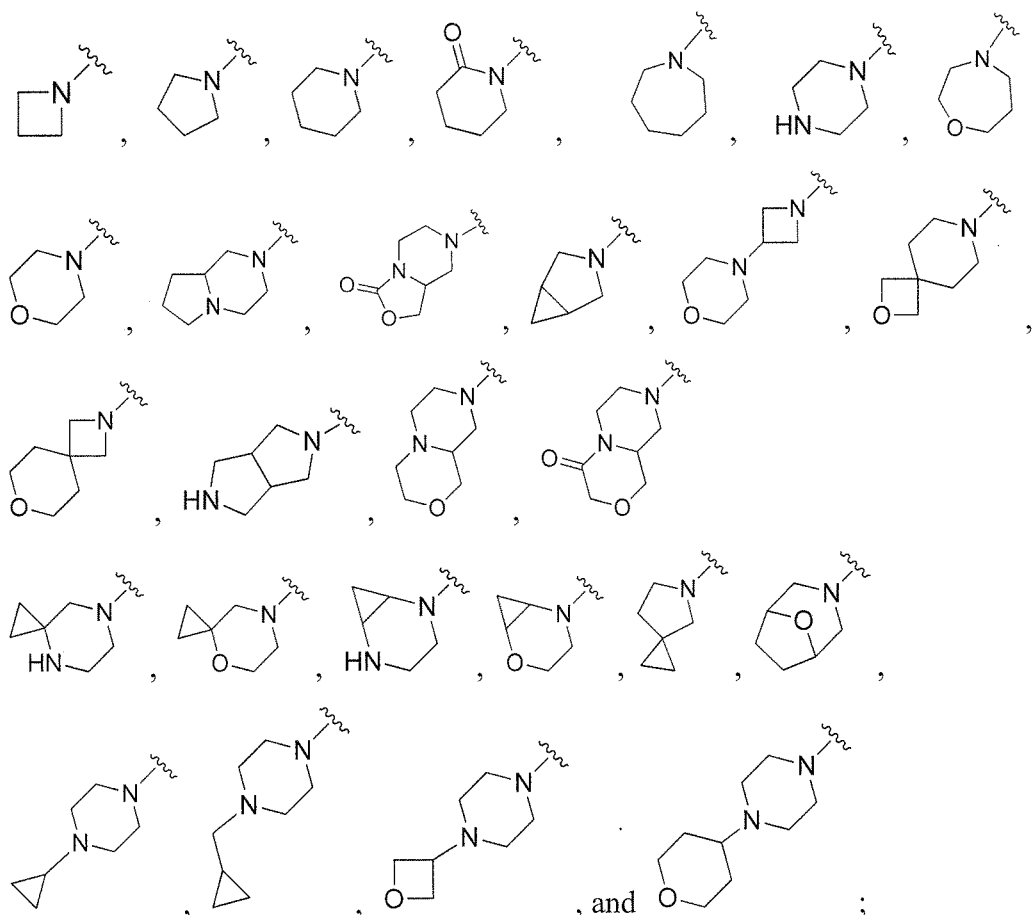
8. The compound of claim 7, wherein R<sup>7</sup> is hydrogen, methyl, ethyl, or propyl.

9. The compound of claim 8, wherein R<sup>2</sup> is hydrogen, R<sup>3</sup> is hydrogen, R<sup>4</sup> is hydrogen, and R<sup>5</sup> is hydrogen.

10. The compound of claim 1, wherein R<sup>a</sup> and R<sup>b</sup> combine with the nitrogen atom to which they are attached to form a four to eight member heterocyclic monocyclic group optionally containing an oxygen or a nitrogen atom, wherein the heterocyclic monocyclic group is further optionally substituted with one, two, or three members independently selected from methyl, ethyl, propyl, fluoromethyl, difluoromethyl, trifluoromethyl, fluoroethyl, difluoroethyl, trifluoroethyl, propyl, difluoropropyl, trifluoropropyl, cyano, oxo, methoxy, ethoxy, methoxymethyl, methoxyethyl, fluoro, bromo, C(O)NH<sub>2</sub>, C(O)N(CH<sub>3</sub>)H, C(O)N(CH<sub>3</sub>)(CH<sub>3</sub>), C(O)N(CH<sub>2</sub>CH<sub>3</sub>)H, C(O)N(CH<sub>3</sub>)(CH<sub>2</sub>CH<sub>3</sub>), and C(O)N(CH<sub>2</sub>CH<sub>3</sub>)<sub>2</sub>; or a pharmaceutically acceptable salt or stereoisomer thereof.

11. The compound of claim 1, wherein R<sup>a</sup> and R<sup>b</sup> combine with the nitrogen atom to which they are attached to form a six to ten member heterocyclic fused or bridged bicyclic or spirocyclic group optionally containing an oxygen or a nitrogen atom, wherein the heterocyclic monocyclic group is further optionally substituted with one, two, or three members independently selected from methyl, ethyl, propyl, fluoromethyl, difluoromethyl, trifluoromethyl, fluoroethyl, difluoroethyl, trifluoroethyl, propyl, difluoropropyl, trifluoropropyl, cyano, oxo, methoxy, ethoxy, methoxymethyl, methoxyethyl, fluoro, bromo, C(O)NH<sub>2</sub>, C(O)N(CH<sub>3</sub>)H, C(O)N(CH<sub>3</sub>)(CH<sub>3</sub>), C(O)N(CH<sub>2</sub>CH<sub>3</sub>)H, C(O)N(CH<sub>3</sub>)(CH<sub>2</sub>CH<sub>3</sub>), and C(O)N(CH<sub>2</sub>CH<sub>3</sub>)<sub>2</sub>; or a pharmaceutically acceptable salt or stereoisomer hereof.

12. The compound of claim 1, wherein R<sup>a</sup> and R<sup>b</sup> combine with the nitrogen atom to which they are attached to form a heterocyclic group, wherein the heterocyclic group is selected from the group consisting of:



wherein the heterocyclic group is further optionally substituted with one member or two members, on different atoms or the same atom, independently selected from methyl, ethyl, propyl, fluoromethyl, difluoromethyl, trifluoromethyl, fluoroethyl, difluoroethyl, trifluoroethyl, propyl, difluoropropyl, trifluoropropyl, cyano, oxo, methoxy, ethoxy, methoxymethyl, methoxyethyl, fluoro, bromo, C(O)NH<sub>2</sub>, C(O)N(CH<sub>3</sub>)H, C(O)N(CH<sub>3</sub>)(CH<sub>3</sub>), C(O)N(CH<sub>2</sub>CH<sub>3</sub>)H, C(O)N(CH<sub>3</sub>)(CH<sub>2</sub>CH<sub>3</sub>), and C(O)N(CH<sub>2</sub>CH<sub>3</sub>)<sub>2</sub>;

or a pharmaceutically acceptable salt or stereoisomer thereof.

13. A compound selected from the group consisting of:

4-(4-cyclopropylimidazol-1-yl)-N-[2-(4-cyclopropyl-1,2,4-triazol-3-yl)-1,3-thiazol-4-yl]-5-[3-(difluoromethyl)azetidin-1-yl]pyridine-2-carboxamide;

5-(3-cyanoazetidin-1-yl)-4-(4-cyclopropylimidazol-1-yl)-N-[2-(4-cyclopropyl-1,2,4-triazol-3-yl)-1,3-thiazol-4-yl]pyridine-2-carboxamide;

5-(3-cyano-3-methylazetidin-1-yl)-4-(4-cyclopropylimidazol-1-yl)-N-[2-(4-cyclopropyl-1,2,4-triazol-3-yl)-1,3-thiazol-4-yl]pyridine-2-carboxamide;

4-(4-cyclopropylimidazol-1-yl)-N-[2-(4-cyclopropyl-1,2,4-triazol-3-yl)-1,3-thiazol-4-yl]-5-(3-methoxy-3-methylazetidin-1-yl)pyridine-2-carboxamide;

4-(4-cyclopropylimidazol-1-yl)-N-[2-(4-cyclopropyl-1,2,4-triazol-3-yl)-1,3-thiazol-4-yl]-5-(3,3-difluoroazetidin-1-yl)pyridine-2-carboxamide;

4-(4-cyclopropylimidazol-1-yl)-N-[2-(4-cyclopropyl-1,2,4-triazol-3-yl)-1,3-thiazol-4-yl]-5-(3-methoxypyrrolidin-1-yl)pyridine-2-carboxamide;

4-(4-cyclopropylimidazol-1-yl)-N-[2-(4-cyclopropyl-1,2,4-triazol-3-yl)-1,3-thiazol-4-yl]-5-[4-(trifluoromethyl)piperidin-1-yl]pyridine-2-carboxamide;

4-(4-cyclopropylimidazol-1-yl)-N-[2-(4-cyclopropyl-1,2,4-triazol-3-yl)-1,3-thiazol-4-yl]-5-(4-fluoropiperidin-1-yl)pyridine-2-carboxamide;

5-(4-cyanopiperidin-1-yl)-4-(4-cyclopropylimidazol-1-yl)-N-[2-(4-cyclopropyl-1,2,4-triazol-3-yl)-1,3-thiazol-4-yl]pyridine-2-carboxamide;

4-(4-cyclopropylimidazol-1-yl)-N-[2-(4-cyclopropyl-1,2,4-triazol-3-yl)-1,3-thiazol-4-yl]-5-(4-methoxypiperidin-1-yl)pyridine-2-carboxamide;

4-(4-cyclopropylimidazol-1-yl)-N-[2-(4-cyclopropyl-1,2,4-triazol-3-yl)-1,3-thiazol-4-yl]-5-[4-(methylcarbamoyl)piperidin-1-yl]pyridine-2-carboxamide;

4-(4-cyclopropylimidazol-1-yl)-N-[2-(4-cyclopropyl-1,2,4-triazol-3-yl)-1,3-thiazol-4-yl]-5-(4-methoxy-4-methylpiperidin-1-yl)pyridine-2-carboxamide;

4-(4-cyclopropylimidazol-1-yl)-N-[2-(4-cyclopropyl-1,2,4-triazol-3-yl)-1,3-thiazol-4-yl]-5-[4-(2,2,2-trifluoroethyl)piperazin-1-yl]pyridine-2-carboxamide;

4-(4-cyclopropylimidazol-1-yl)-N-[2-(4-cyclopropyl-1,2,4-triazol-3-yl)-1,3-thiazol-4-yl]-5-(1,4-oxazepan-4-yl)pyridine-2-carboxamide;

5-(3,4,6,7,8,8a-hexahydro-1H-pyrrolo[1,2-a]pyrazin-2-yl)-4-(4-cyclopropylimidazol-1-yl)-N-[2-(4-cyclopropyl-1,2,4-triazol-3-yl)-1,3-thiazol-4-yl]pyridine-2-carboxamide;

4-(4-cyclopropylimidazol-1-yl)-N-[2-(4-cyclopropyl-1,2,4-triazol-3-yl)-1,3-thiazol-4-yl]-5-(3-oxo-5,6,8,8a-tetrahydro-1H-[1,3]oxazolo[3,4-a]pyrazin-7-yl)pyridine-2-carboxamide;

5-(3-azabicyclo[3.1.0]hexan-3-yl)-4-(4-cyclopropylimidazol-1-yl)-N-[2-(4-cyclopropyl-1,2,4-triazol-3-yl)-1,3-thiazol-4-yl]pyridine-2-carboxamide;

4-(4-cyclopropylimidazol-1-yl)-N-[2-(4-cyclopropyl-1,2,4-triazol-3-yl)-1,3-thiazol-4-yl]-5-(3-morpholin-4-ylazetidin-1-yl)pyridine-2-carboxamide;

4-(4-cyclopropylimidazol-1-yl)-5-(4-cyclopropylpiperazin-1-yl)-N-[2-(4-cyclopropyl-1,2,4-triazol-3-yl)-1,3-thiazol-4-yl]pyridine-2-carboxamide;

4-(4-cyclopropylimidazol-1-yl)-5-[4-(cyclopropylmethyl)piperazin-1-yl]-N-[2-(4-cyclopropyl-1,2,4-triazol-3-yl)-1,3-thiazol-4-yl]pyridine-2-carboxamide;  
4-(4-cyclopropylimidazol-1-yl)-N-[2-(4-cyclopropyl-1,2,4-triazol-3-yl)-1,3-thiazol-4-yl]-5-(2-oxa-7-azaspiro[3.5]nonan-7-yl)pyridine-2-carboxamide;  
4-(4-cyclopropylimidazol-1-yl)-N-[2-(4-cyclopropyl-1,2,4-triazol-3-yl)-1,3-thiazol-4-yl]-5-(7-oxa-2-azaspiro[3.5]nonan-2-yl)pyridine-2-carboxamide;  
(S)-4-(4-cyclopropyl-1H-imidazol-1-yl)-5-(3-(methoxymethyl)azetidin-1-yl)-N-(2-(4-(1,1,1-trifluoropropan-2-yl)-4H-1,2,4-triazol-3-yl)thiazol-4-yl)picolinamide;  
(S)-5-(3-cyano-3-methylazetidin-1-yl)-4-(4-cyclopropyl-1H-imidazol-1-yl)-N-(2-(4-(1,1,1-trifluoropropan-2-yl)-4H-1,2,4-triazol-3-yl)thiazol-4-yl)picolinamide;  
(S)-4-(4-cyclopropyl-1H-imidazol-1-yl)-5-(3-methoxy-3-methylazetidin-1-yl)-N-(2-(4-(1,1,1-trifluoropropan-2-yl)-4H-1,2,4-triazol-3-yl)thiazol-4-yl)picolinamide;  
(S)-4-(4-cyclopropyl-1H-imidazol-1-yl)-5-(3-(difluoromethyl)azetidin-1-yl)-N-(2-(4-(1,1,1-trifluoropropan-2-yl)-4H-1,2,4-triazol-3-yl)thiazol-4-yl)picolinamide;  
(S)-4-(4-cyclopropyl-1H-imidazol-1-yl)-5-(3,3-difluoropyrrolidin-1-yl)-N-(2-(4-(1,1,1-trifluoropropan-2-yl)-4H-1,2,4-triazol-3-yl)thiazol-4-yl)picolinamide;  
4-(4-cyclopropyl-1H-imidazol-1-yl)-5-(3-methoxypyrrolidin-1-yl)-N-(2-(4-((S)-1,1,1-trifluoropropan-2-yl)-4H-1,2,4-triazol-3-yl)thiazol-4-yl)picolinamide;  
(S)-5-(4-cyanopiperidin-1-yl)-4-(4-cyclopropyl-1H-imidazol-1-yl)-N-(2-(4-(1,1,1-trifluoropropan-2-yl)-4H-1,2,4-triazol-3-yl)thiazol-4-yl)picolinamide;  
(S)-4-(4-cyclopropyl-1H-imidazol-1-yl)-5-(4-methoxypiperidin-1-yl)-N-(2-(4-(1,1,1-trifluoropropan-2-yl)-4H-1,2,4-triazol-3-yl)thiazol-4-yl)picolinamide;  
(S)-4-(4-cyclopropyl-1H-imidazol-1-yl)-5-(4-(trifluoromethyl)piperidin-1-yl)-N-(2-(4-(1,1,1-trifluoropropan-2-yl)-4H-1,2,4-triazol-3-yl)thiazol-4-yl)picolinamide;  
(S)-4-(4-cyclopropyl-1H-imidazol-1-yl)-5-(4-(2,2,2-trifluoroethyl)piperazin-1-yl)-N-(2-(4-(1,1,1-trifluoropropan-2-yl)-4H-1,2,4-triazol-3-yl)thiazol-4-yl)picolinamide;  
(S)-4-(4-cyclopropyl-1H-imidazol-1-yl)-5-(4-(methylcarbamoyl)piperidin-1-yl)-N-(2-(4-(1,1,1-trifluoropropan-2-yl)-4H-1,2,4-triazol-3-yl)thiazol-4-yl)picolinamide;  
(S)-4-(4-cyclopropyl-1H-imidazol-1-yl)-5-(4-fluoropiperidin-1-yl)-N-(2-(4-(1,1,1-trifluoropropan-2-yl)-4H-1,2,4-triazol-3-yl)thiazol-4-yl)picolinamide;  
(S)-4-(4-cyclopropyl-1H-imidazol-1-yl)-5-(4-methoxy-4-methylpiperidin-1-yl)-N-(2-(4-(1,1,1-trifluoropropan-2-yl)-4H-1,2,4-triazol-3-yl)thiazol-4-yl)picolinamide;

(S)-4-(4-cyclopropyl-1H-imidazol-1-yl)-5-(1,4-oxazepan-4-yl)-N-(2-(4-(1,1,1-trifluoropropan-2-yl)-4H-1,2,4-triazol-3-yl)thiazol-4-yl)picolinamide;

4-(4-cyclopropyl-1H-imidazol-1-yl)-5-(hexahydropyrrolo[1,2-a]pyrazin-2(1H)-yl)-N-(2-(4-((S)-1,1,1-trifluoropropan-2-yl)-4H-1,2,4-triazol-3-yl)thiazol-4-yl)picolinamide;

4-(4-cyclopropyl-1H-imidazol-1-yl)-5-(5-methylhexahydropyrrolo[3,4-c]pyrrol-2(1H)-yl)-N-(2-(4-((S)-1,1,1-trifluoropropan-2-yl)-4H-1,2,4-triazol-3-yl)thiazol-4-yl)picolinamide;

4-(4-cyclopropyl-1H-imidazol-1-yl)-5-(3-oxotetrahydro-1H-oxazolo[3,4-a]pyrazin-7(3H)-yl)-N-(2-(4-((S)-1,1,1-trifluoropropan-2-yl)-4H-1,2,4-triazol-3-yl)thiazol-4-yl)picolinamide;

5-(3-azabicyclo[3.1.0]hexan-3-yl)-4-(4-cyclopropyl-1H-imidazol-1-yl)-N-(2-(4-((S)-1,1,1-trifluoropropan-2-yl)-4H-1,2,4-triazol-3-yl)thiazol-4-yl)picolinamide;

(S)-4-(4-cyclopropyl-1H-imidazol-1-yl)-5-(3-morpholinoazetidin-1-yl)-N-(2-(4-(1,1,1-trifluoropropan-2-yl)-4H-1,2,4-triazol-3-yl)thiazol-4-yl)picolinamide;

(S)-4-(4-cyclopropyl-1H-imidazol-1-yl)-5-(4-cyclopropylpiperazin-1-yl)-N-(2-(4-(1,1,1-trifluoropropan-2-yl)-4H-1,2,4-triazol-3-yl)thiazol-4-yl)picolinamide;

(S)-4-(4-cyclopropyl-1H-imidazol-1-yl)-5-(4-(cyclopropylmethyl)piperazin-1-yl)-N-(2-(4-(1,1,1-trifluoropropan-2-yl)-4H-1,2,4-triazol-3-yl)thiazol-4-yl)picolinamide;

(S)-4-(4-cyclopropyl-1H-imidazol-1-yl)-5-(2-oxa-7-azaspiro[3.5]nonan-7-yl)-N-(2-(4-(1,1,1-trifluoropropan-2-yl)-4H-1,2,4-triazol-3-yl)thiazol-4-yl)picolinamide;

(S)-4-(4-cyclopropyl-1H-imidazol-1-yl)-5-(7-oxa-2-azaspiro[3.5]nonan-2-yl)-N-(2-(4-(1,1,1-trifluoropropan-2-yl)-4H-1,2,4-triazol-3-yl)thiazol-4-yl)picolinamide;

or a pharmaceutically acceptable salt or stereoisomer thereof.

14. A pharmaceutical composition comprising a compound chosen from claims 1-13 and at least one pharmaceutically acceptable excipient.

15. A kit comprising a pharmaceutical composition of claim 14.

16. The use of a compound for the manufacture of a medicament for the treatment of a disease in a human patient such as autoimmune disorders, inflammatory diseases, cardiovascular diseases (including diabetes, diabetic nephropathy, and other complications of diabetes), cardio-renal diseases, including kidney disease (including

chronic kidney disease), fibrotic diseases (including lung and kidney fibrosis), respiratory diseases (including COPD, idiopathic pulmonary fibrosis (IPF), and acute lung injury), acute and chronic liver diseases, and neurodegenerative diseases comprising administering a therapeutic amount of a compound according to claims 1-13.

17. The use of claim 16, wherein the disease is chronic kidney disease, lung fibrosis or kidney fibrosis.

18. The use of claim 16, further comprising a therapeutically effect amount of one or more therapeutic agent.

19. A compound according to claims 1-13 for use in therapy.

## INTERNATIONAL SEARCH REPORT

International application No

PCT/US2014/070362

## A. CLASSIFICATION OF SUBJECT MATTER

INV. C07D417/14 A61K31/4439 A61P25/00 A61P29/00  
ADD.

According to International Patent Classification (IPC) or to both national classification and IPC

## B. FIELDS SEARCHED

Minimum documentation searched (classification system followed by classification symbols)

C07D A61K A61P

Documentation searched other than minimum documentation to the extent that such documents are included in the fields searched

Electronic data base consulted during the international search (name of data base and, where practicable, search terms used)

EPO-Internal, WPI Data, CHEM ABS Data

## C. DOCUMENTS CONSIDERED TO BE RELEVANT

Category*	Citation of document, with indication, where appropriate, of the relevant passages	Relevant to claim No.
X	WO 2012/003387 A1 (GILEAD SCIENCES INC [US]; CORKEY BRITTON [US]; NOTTE GREGORY [US]; ZAB) 5 January 2012 (2012-01-05) claims; examples -----	1-19
X,P	WO 2014/100541 A1 (GILEAD SCIENCES INC [US]; NOTTE GREGORY [US]) 26 June 2014 (2014-06-26) claims; examples; -----	1-19



Further documents are listed in the continuation of Box C.



See patent family annex.

## \* Special categories of cited documents :

"A" document defining the general state of the art which is not considered to be of particular relevance

"E" earlier application or patent but published on or after the international filing date

"L" document which may throw doubts on priority claim(s) or which is cited to establish the publication date of another citation or other special reason (as specified)

"O" document referring to an oral disclosure, use, exhibition or other means

"P" document published prior to the international filing date but later than the priority date claimed

"T" later document published after the international filing date or priority date and not in conflict with the application but cited to understand the principle or theory underlying the invention

"X" document of particular relevance; the claimed invention cannot be considered novel or cannot be considered to involve an inventive step when the document is taken alone

"Y" document of particular relevance; the claimed invention cannot be considered to involve an inventive step when the document is combined with one or more other such documents, such combination being obvious to a person skilled in the art

"&" document member of the same patent family

Date of the actual completion of the international search

2 February 2015

Date of mailing of the international search report

12/02/2015

Name and mailing address of the ISA/

European Patent Office, P.B. 5818 Patentlaan 2  
NL - 2280 HV Rijswijk  
Tel. (+31-70) 340-2040,  
Fax: (+31-70) 340-3016

Authorized officer

Wolf, Claudia

# INTERNATIONAL SEARCH REPORT

Information on patent family members

International application No

PCT/US2014/070362

Patent document cited in search report	Publication date	Patent family member(s)	Publication date
WO 2012003387	A1	05-01-2012	
		AU 2011272782 A1	10-01-2013
		CA 2802743 A1	05-01-2012
		CN 102985418 A	20-03-2013
		EA 201291273 A1	28-06-2013
		EP 2588475 A1	08-05-2013
		JP 2013530240 A	25-07-2013
		KR 20130129890 A	29-11-2013
		US 2012004267 A1	05-01-2012
		US 2013203819 A1	08-08-2013
		WO 2012003387 A1	05-01-2012
-----			
WO 2014100541	A1	26-06-2014	
		US 2014179663 A1	26-06-2014
		UY 35212 A	30-06-2014
		WO 2014100541 A1	26-06-2014
-----			

## 摘要

本申请涉及对凋亡信号调节激酶(ASK1)具有抑制活性,从而可用于治疗ASK1-介导的病症的化合物,所述病症包括自身免疫性疾病、炎症疾病、心血管疾病、糖尿病、糖尿病肾病、心肾疾病,包括肾病、纤维变性疾病、呼吸道疾病、COPD、特发性肺纤维化、急性肺损伤、急性和慢性肝病和神经变性疾病。