(No Model.)

W. L. PIKE.

CLOTHES PIN.

No. 482,383. Patented Sept. 13, 1892.

Fig. 1

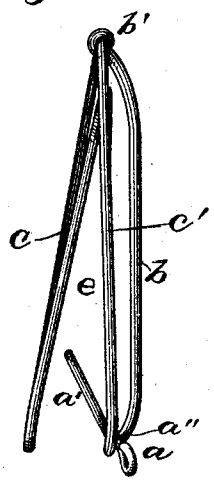

Fig. 3.

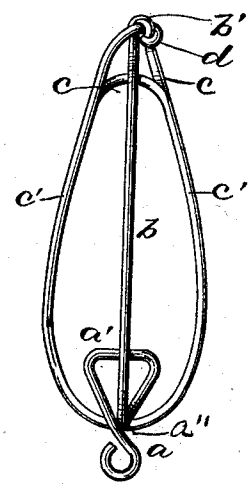

Fig. 2.

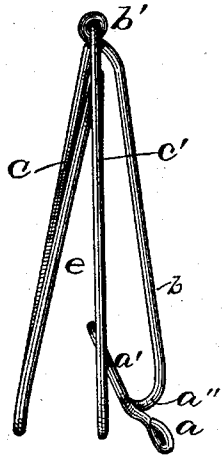

WITNESSES:

H. A. Carhart

C. B. Kinne

INVENTOR.

Wm. L. Pike

BY

Smith & Dawson

ATTORNEYS

THE NORRIS PETERS CO., PHOTO-LITHO., WASHINGTON, D. C.

UNITED STATES PATENT OFFICE.

WILLIAM L. PIKE, OF GROTON, NEW YORK.

CLOTHES-PIN.

SPECIFICATION forming part of Letters Patent No. 482,383, dated September 13, 1892.

Application filed April 23, 1892. Serial No. 430,332. (No model.)

To all whom it may concern:

Be it known that I, WILLIAM L. PIKE, of Groton, in the county of Tompkins, in the State of New York, have invented new and useful Improvements in Clothes-Pins, of which the following, taken in connection with the accompanying drawings, is a full, clear, and exact description.

My invention relates to clothes-pins which are made of spring-wire and which are adapted to grasp both the clothes-line and the garment with a spring-grip.

My object is to produce a clothes-pin of this class provided with a spring-jaw to grip the line and prevent slipping and with a spring-arm to aid in gripping the garment and to prevent the dislodgment of the pin from the line, and also having a finger-piece to aid in opening it.

My invention consists in the several novel features of construction and operation hereinafter described, and which are specifically set forth in the claims hereto annexed. It is constructed as follows, reference being had to the accompanying drawings, in which—

Figure 1 is a side elevation of the pin closed. Fig. 2 is a like view of the same open. Fig. 3 is a front elevation of the pin.

In the drawings the pin is shown as constructed from a single continuous piece of wire; but it is evident that it may be made from several pieces secured together at the top. One end of the wire is first bent to form a ring *a*. Then the wire is bent to form the head *a'* (shown as of substantially a triangular outline) and inclined substantially as shown, then bent as at *a''*, thence extending upward in a direct line, creating the arm *b*, at the top of which it is bent downward, as at *b'*, thence extending downward it is bent to form an oblong loop *c*, then bent to form another like loop *c'*, said loops forming a coil the two members of which stand apart at an acute angle, and after forming the latter loop the end of the wire is tied or wrapped around the body thereof adjacent to the bend *b'*, as at *d*. The ring *a* is the finger-piece, which is used in opening the pin by springing the arm *b* outward until the head *a'* is withdrawn from the space between said coils. This head normally projects through the loop *c'*, substantially as shown, and stands at such an angle that it can be readily sprung back when the pin is placed astride of the line, so that said line will enter the angle *e* and be gripped between the loops.

In use a garment is laid over the line and the spring-grip of the loop-jaws *c* and *c'* will hold it securely upon the line, and can only be removed therefrom by springing the arm *b* outward and removing the pin.

What I claim as my invention, and desire to secure by Letters Patent, is—

1. A clothes-pin constructed from a single piece of wire bent to form loops constituting angularly-diverging gripping-jaws and a spring-arm carrying a head normally extending substantially across the space between said jaws.

2. A clothes-pin constructed from a single piece of wire bent to form loops constituting angularly-diverging gripping-jaws and a spring-arm carrying a head normally extending angularly upward and substantially across the space between said jaws.

In witness whereof I have hereunto set my hand this 20th day of April, 1892.

WILLIAM L. PIKE.

In presence of—
THOS. F. FITZ PATRICK,
D. E. CLAPP.