

DESCRIPTION

NOVEL OCTAHYDROTHIENOQUINOLINE DERIVATIVE, PHARMACEUTICAL
COMPOSITION COMPRISING DERIVATIVE, AND USE OF THESE

5

TECHNICAL FIELD

[0001]

The present invention relates to novel octahydrothienoquinoline derivatives,
which exhibit dopamine D₂ receptor agonistic activities, pharmaceutical compositions
10 containing the same, and their uses.

[0002]

Parkinson's disease is a progressive neurodegenerating disease which usually
affects elderly patients, and the number of parkinsonian patients is growing with
progressive aging of society. Parkinson's disease pathogenesis is characterized by
15 impairment in coordinated motor function such as rest tremor, rigidity, akinesia,
postural instability and the like. It is thought that Parkinson's disease results from
deficiency of dopamine in the striatum, which is caused by degeneration of dopamine
neuron in the substantia nigra. For that reasons, L-dopa or dopamine D₂ receptor
agonists are used for the treatment of Parkinson's disease.

20 [0003]

L-dopa is a precursor of dopamine, and is metabolized to dopamine which
exerts its efficacy in the brain. Since L-dopa has a very short serum half-life, L-dopa is
administered usually in combination with a peripheral aromatic L-amino acid
decarboxylase inhibitor and/or a catechol-O-methyltransferase inhibitor, which are the
25 metabolizing enzyme inhibitors of L-dopa.

[0004]

Dopamine D₂ receptor agonists exert an anti-Parkinson's effect by directly
stimulating dopamine D₂ receptors of the striatum. And, it is known that the dopamine

D₂ receptor agonists are useful for treating restless legs syndrome, hyperprolactinemia or the like (for example, see Non-patent literature 1 or 2).

[0005]

Various ergot or non-ergot dopamine D₂ receptor agonists are known as
5 dopamine D₂ receptor agonist (for example, see Patent literature 1 to 3 about ergot dopamine D₂ receptor agonist, and see Patent literature 4 to 6 about non-ergot dopamine D₂ receptor agonist).

[0006]

The non-ergot dopamine D₂ receptor agonists have the disadvantage duration
10 of action is shorter than the ergot dopamine D₂ receptor agonists, since the serum half-life of them is shorter than the ergot dopamine D₂ receptor agonists (for example, see Non-patent literature 3). And more, the non-ergot dopamine D₂ receptor agonists have problems of side effects such as sudden onset of sleep, somnolence or the like.

[0007]

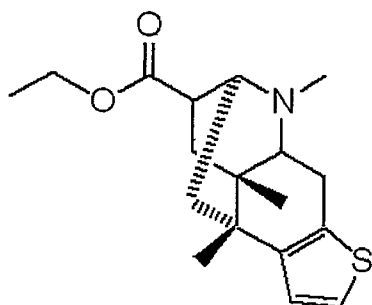
15 The ergot dopamine D₂ agonists show the long-term effectiveness compared to the non-ergot dopamine D₂ receptor agonists. However, recently it has been reported that the risk of onset of cardiac valvular disease increases when taken long-term high dose of pergolide which was is a typical ergot dopamine D₂ receptor agonist. So, the periodic monitoring of echocardiography and the like are required during administering
20 the ergot dopamine D₂ receptor agonists. Since it is reported that cardiac valvular disease is caused by the growth stimulation of the cardiac valvular cells by the stimulation activity of 5-HT_{2B} receptor as pathogenesis of cardiac valvular disease, the relevance of cardiac valvular diseases and the stimulation activity of 5-HT_{2B} receptor is strongly suggested (for example, see Non-patent literature 4).

25 Accordingly, it has been expected for novel dopamine D₂ receptor agonists exhibiting potent and lasting dopamine D₂ receptor agonistic activities with less 5-HT_{2B} receptor stimulating activities.

[0008]

A compound represented by the formula:

[Chem. 1]



- 5 is known as 4,4a,5,6,7,8,8a,9-octahydrothieno[3,2g]quinoline derivative (see Non-patent literature 5). However, any pharmacological effects of the compound are not described at all in the Non-patent literature 5.

CITATION LIST

10 Patent literature

[0009]

Patent literature 1: US patent No. 4,166,182

Patent literature 2: US patent No. 3,752,814

Patent literature 3: US patent No. 4,526,892

15 Patent literature 4: US patent No. 4,452,808

Patent literature 5: US patent No. 3,804,849

Patent literature 6: US patent No. 4,886,812

Non-Patent literature

[0010]

20 Non-patent literature 1: Happe, S. *et al*, "CNS Drugs", 2004, vol.18(1), pp.27-36

Non-patent literature 2: Crosignani, P. G. *et al*, "Eur. J. Obstetrics & Gynecology and Reproductive Biology", 2006, vol.125, pp.152-164

Non-patent literature 3: Prikhojan, A. *et al*, "J. Neural Transm.", 2000, vol.107,

pp.1159-1164

Non-patent literature 4: Setola, V. *et al*, "Mol. Pharmacol.", 2003, vol.63, pp.1223-1229

Non-patent literature 5: Bosch, J. *et al*, "J. Heterocyclic Chem.", 1980, vol.17, pp.745-747

5

SUMMARY OF THE INVENTION

Object to be solved by the Invention

[0011]

An object of the present invention is to provide a novel compound having
10 potent dopamine D₂ receptor stimulating activities, and more preferably a compound
that alleviates 5-HT_{2B} receptor stimulating activities, or at least to provide a useful
alternative to known dopamine D₂ receptor stimulating compounds.

Means for solving the Object

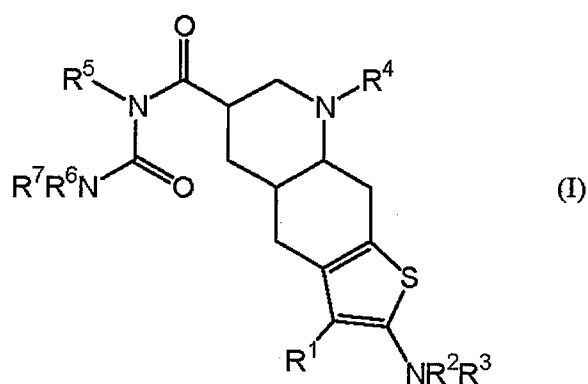
[0012]

15 The inventors of the present invention diligently worked to achieve the
foregoing object and found surprisingly that compounds represented by the general
formula (I) show highly potent dopamine D₂ receptor stimulating activities as compared
to 5-HT_{2B} receptor stimulating activities. Based on these findings, the present invention
has been accomplished.

20 [0013]

That is, the present invention therefore provides a compound represented by
the general formula (I):

[Chem. 2]



or a pharmaceutically acceptable salt thereof,

wherein

R^1 is any one of the following a) to d):

- 5 a) a cyano group,
 b) a carbamoyl group,
 c) a C_{2-7} alkoxy carbonyl group, or
 d) a carboxy group;

R^2 and R^3 are each independently a hydrogen atom, a C_{1-6} alkyl group, a C_{1-7}
 10 acyl group, or a C_{2-7} alkoxy carbonyl group;

R^4 is a hydrogen atom, a C_{1-6} alkyl group, or a halo- C_{1-6} alkyl group;

R^5 is any one of the following a) to j) :

- a) a C_{1-6} alkyl group,
 b) a halo- C_{1-6} alkyl group,
 15 c) a cycloalkyl group,
 d) a benzo-fused cycloalkyl group,
 e) a cycloalkyl- C_{1-6} alkyl group,
 f) an aralkyl group, wherein the ring of the aralkyl group is unsubstituted or
 substituted with 1 to 5 substituents independently selected from the group consisting of
 20 a halogen atom, a C_{1-6} alkyl group, a halo- C_{1-6} alkyl group, a C_{1-6} alkoxy group, and a
 hydroxy- C_{1-6} alkyl group,

g) a heteroaryl-C₁₋₆ alkyl group, wherein the ring of the heteroaryl-C₁₋₆ alkyl group is unsubstituted or substituted with 1 to 3 substituents independently selected from the group consisting of a C₁₋₆ alkyl group, a halo-C₁₋₆ alkyl group, and a C₁₋₆ alkoxy group,

h) a C₂₋₆ alkenyl group,

5 i) a C₁₋₆ alkoxy-C₁₋₆ alkyl group, or

j) a R¹⁰R¹¹N-C₁₋₆ alkyl group;

R⁶ and R⁷ are each independently any one of the following a) to k):

a) a hydrogen atom,

b) a C₁₋₆ alkyl group,

10 c) a halo-C₁₋₆ alkyl group,

d) a heterocycloalkyl group,

e) a heterocycloalkyl-C₁₋₆ alkyl group,

f) an aralkyl group, wherein the ring of the aralkyl group is unsubstituted or substituted with 1 to 5 substituents independently selected from the group consisting of a halogen atom, a C₁₋₆ alkyl group, a halo-C₁₋₆ alkyl group, a C₁₋₆ alkoxy group, and a R¹⁰R¹¹N-C₁₋₆ alkyl group,

15 g) a heteroaryl-C₁₋₆ alkyl group, wherein the ring of the heteroaryl-C₁₋₆ alkyl group is unsubstituted or substituted with 1 to 3 substituents independently selected from the group consisting of a C₁₋₆ alkyl group, a halo-C₁₋₆ alkyl group, and a C₁₋₆ alkoxy group,

20 h) a C₁₋₆ alkoxy-C₁₋₆ alkyl group,

i) a R¹²R¹³N-C₁₋₆ alkyl group,

j) a R¹²R¹³N-C₁₋₆ alkoxy-C₁₋₆ alkyl group, or

k) a R¹²R¹³N-C(O)-C₁₋₆ alkyl group;

25 R¹⁰ and R¹¹ are each independently a hydrogen atom, a C₁₋₆ alkyl group or a hydroxy-C₁₋₆ alkyl group, or R¹⁰ and R¹¹, together with the nitrogen atom to which they are bonded, form a cyclic amino group, wherein the cyclic amino group is unsubstituted or substituted with 1 or 2 C₁₋₆ alkyl groups; and

R^{12} and R^{13} are each independently a hydrogen atom, a C_{1-6} alkyl group, a hydroxy- C_{1-6} alkyl group or an aryl group, or R^{12} and R^{13} , together with the nitrogen atom to which they are bonded, form a cyclic amino group, wherein the cyclic amino group is unsubstituted or substituted with 1 or 2 C_{1-6} alkyl groups.

5 [0014]

In another aspect, the present invention provides a pharmaceutical composition which comprises, as an active ingredient, a compound represented by the general formula (I) or a pharmaceutically acceptable salt thereof.

[0015]

10 In still another aspect, the present invention provides a treating or preventing agent of Parkinson's disease, restless legs syndrome or hyperprolactinemia which comprises a compound represented by the general formula (I) or a pharmaceutically acceptable salt thereof.

[0016]

15 In still another aspect, the present invention provides a dopamine D_2 receptor agonist which comprises a compound represented by the general formula (I) or a pharmaceutically acceptable salt thereof.

[0017]

20 In still another aspect, the present invention provides a pharmaceutical agent which comprises (1) a compound of the general formula (I) or a pharmaceutically acceptable salt thereof and (2) at least one anti-Parkinson drug selected from L-dopa, dopamine D_2 receptor agonists, anticholinergic agents, adenosine A_{2A} receptor antagonists, NMDA receptor antagonists, monoamine oxidase B inhibitors, COMT inhibitors, aromatic L-amino acid decarboxylase inhibitors, droxidopa, melevodopa,
25 threodops, zonisamide and amantadine hydrochloride.

EFFECTS OF THE INVENTION

[0018]

The compounds of the present invention exhibit potent dopamine D₂ receptor simulating activities. Moreover, compounds of the present invention have a desirable safety profile since compounds of the present invention have extremely slight 5-HT_{2B} receptor stimulating activities. Accordingly, compounds of the present invention are useful as a therapeutic or prophylactic agent for Parkinson's disease, restless legs syndrome or hyperprolactinemia.

EMBODIMENTS FOR CARRING OUT THE INVENTION

10 [0019]

In a compound represented by the general formula (I), the following terms have the following meanings unless otherwise specified.

[0020]

The term "halogen atom" refers to a fluorine, chlorine, bromine or iodine atom.

15 [0021]

The term "C₁₋₆ alkyl group" refers to a straight chained or branched alkyl group having 1 to 6 carbon atoms such as a methyl group, an ethyl group, a propyl group, an isopropyl group, a butyl group, an isobutyl group, a sec-butyl group, a tert-butyl group, a pentyl group, an isopentyl group, a neopentyl group, a tert-pentyl group, a 1-methylbutyl group, a 2-methylbutyl group, a 1,2-dimethylpropyl group, a hexyl group, an isohexyl group and the like. Preferred C₁₋₆ alkyl groups for R⁴ are a C₁₋₃ alkyl group, and more preferably a methyl group. Preferred C₁₋₆ alkyl groups for R¹⁰, R¹¹, R¹² and R¹³ are a C₁₋₃ alkyl group, and more preferably a methyl or ethyl group.

[0022]

25 The term "halo-C₁₋₆ alkyl group" refers to an alkyl group having 1 to 6 carbon atoms substituted with the same or different 1 to 3 halogen atoms such as a fluoromethyl group, a 2-fluoroethyl group, a difluoromethyl group, a trifluoromethyl

group, a 2,2,2-trifluoroethyl group, a 3,3,3-trifluoropropyl group, a 4,4,4-trifluorobutyl group and the like.

[0023]

The term "hydroxyl- C_{1-6} alkyl group" refers to an alkyl group having 1 to 6
5 carbon atoms substituted with a hydroxy group such as a hydroxymethyl group, a
1-hydroxyethyl group, a 1-hydroxy-1,1-dimethylmethyl group, a 2-hydroxyethyl group,
a 2-hydroxy-2-methylpropyl group, a 3-hydroxypropyl group and the like.

[0024]

The term " C_{1-6} alkoxy group" refers to a straight chained or branched alkoxy
10 group having 1 to 6 carbon atoms such as a methoxy group, an ethoxy group, a propoxy
group, an isopropoxy group, a butoxy group, an isobutoxy group, a sec-butoxy group, a
tert-butoxy group, a pentyloxy group, a hexyloxy group and the like.

[0025]

The term " C_{2-7} alkoxy carbonyl group" refers to a (C_{1-6} alkoxy)-C(O)- such as a
15 methoxycarbonyl group, an ethoxycarbonyl group, a propoxycarbonyl group, an
isopropoxycarbonyl group, a butoxycarbonyl group, an isobutoxycarbonyl group, a
sec-butoxycarbonyl group, a tert-butoxycarbonyl group, a pentyloxycarbonyl group, a
hexyloxycarbonyl group and the like.

[0026]

20 The term " C_{1-7} acyl group" refers to a formyl group or a group represented by a
(C_{1-6} alkyl)-C(O)- such as a formyl group, an acetyl group, a propionyl group, a butyryl
group, an isobutyryl group, a pivaloyl group, a valeryl group, an isovaleryl group and
the like.

[0027]

25 The term "cycloalkyl group" refers to a 3- to 7-membered saturated cyclic
hydrocarbon such as a cyclopropyl group, a cyclobutyl group, a cyclopentyl group, a
cyclohexyl group and a cycloheptyl group.

[0028]

The term “benzo-fused cycloalkyl group” refers to a cycloalkyl group fused with a benzene ring such as an indan-1-yl group, an indan-2-yl group, a tetrahydronaphthalen-1-yl group and the like.

5 [0029]

The term “heterocycloalkyl group” refers to a 4- to 7-membered saturated heterocyclic group which contains –NH-, -O- or –S- as a member of the ring and is bonded via a carbon atom. Examples of heterocycloalkyl groups include an azetidin-3-yl group, a tetrahydrofuryl group, a tetrahydrothienyl group, a tetrahydro-
10 pyran-2-yl group, a pyrrolidin-2-yl group, a pyrrolidin-3-yl group, a piperidin-2-yl group, a piperidin-3-yl group, a piperidin-4-yl group and the like.

The heterocycloalkyl group may be optionally substituted with 1 or 2 C₁₋₆ alkyl groups such as a 1-methylazetidin-3-yl group, a 1-methylpyrrolidin-3-yl group, a 1-methylpiperidin-4-yl group, a 1-methylpiperidin-3-yl group and the like.

15 [0030]

The term “cycloalkyl-C₁₋₆ alkyl group” refers to a cyclopropylmethyl group, a cyclopentylmethyl group, a cyclohexylmethyl group and the like, preferably a cyclopropylmethyl group.

[0031]

20 The term “heterocycloalkyl-C₁₋₆ alkyl group” refers to a 1-methylazetidin-3-ylmethyl group, 1-methylpiperidin-4-ylmethyl group and the like.

[0032]

The term “aryl group” refers to a C₆₋₁₀ aromatic hydrocarbon group such as a phenyl group, a 1-naphthyl group and a 2-naphthyl group, preferably a phenyl group.

25 [0033]

The term “heteroaryl group” refers to a 5- or 6-membered monocyclic aromatic heterocycle having 1 to 5 carbon atoms and 1 to 4 heteroatoms selected independently

from the group consisting of an oxygen, nitrogen and sulfur atom, or a 8- to 10-membered bicyclic aromatic heterocycle having 1 to 9 carbon atoms and 1 to 4 heteroatoms selected independently from the group consisting of an oxygen atom, nitrogen atom and sulfur atom, provided that said heterocycles do not include adjacent oxygen and/or sulfur atoms. Examples of monocyclic aromatic heteroaryl groups include pyrrolyl, furyl, thienyl, imidazolyl, pyrazolyl, oxazolyl, isoxazolyl, 1,2,4-oxadiazolyl, 1,3,4-oxadiazolyl, tetrazolyl, thiazolyl, isothiazolyl, 1,2,3-thiadiazolyl, triazolyl, pyridyl, pyrazinyl, pyrimidyl, pyridazinyl and the like, preferably thienyl, imidazolyl, thiazolyl or pyridyl. Examples of bicyclic aromatic heteroaryl groups include indazolyl, benzofuranyl, benzothienyl, benzothiazolyl, quinolyl, isoquinolyl, phthalazinyl, benzimidazolyl, benzoxazolyl and the like. The heterocycles include all position isomers such as 2-pyridyl, 3-pyridyl or 4-pyridyl.

[0034]

The term "aralkyl group" refers to an aryl-C₁₋₆ alkyl group such as a benzyl group, a phenethyl group, a 1-phenylethyl group, a 3-phenylpropyl group, a 4-phenylbutyl group, a naphthylmethyl group and the like. Preferred aralkyl groups for R⁵, R⁶ and R⁷ are a phenyl-C₁₋₆ alkyl group, and more preferably a benzyl or phenethyl group.

[0035]

The term "heteroaryl-C₁₋₆ alkyl group" refers to a 2-pyridylmethyl group, a 3-pyridylmethyl group, a 4-pyridylmethyl group, a 2-pyridylethyl group, a 3-pyridylethyl group, a 4-pyridylethyl group, a 2-thienylmethyl group, an imidazol-1-ylmethyl group, an 2-imidazol-3-ylmethyl group, an 2-imidazol-1-ylethyl group, an 3-imidazol-1-ylpropyl group, a 2-thiazolylmethyl group and the like.

[0036]

The term "C₂₋₆ alkenyl group" refers to a straight chained or branched unsaturated hydrocarbon group having 2 to 6 carbon atoms such as CH₂=CHCH₂-, CH₂=CHCH₂CH₂-, CH₃CH=CHCH₂- and the like.

[0037]

The term "C₁₋₆ alkoxy-C₁₋₆ alkyl group" includes a 2-methoxyethyl group, a 3-methoxypropyl group, an 2-ethoxyethyl group, an 3-ethoxypropyl group and the like.

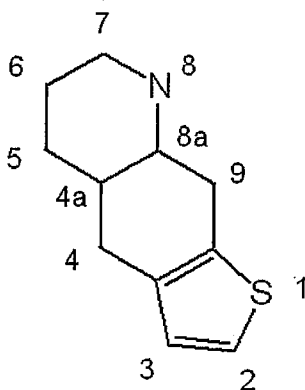
[0038]

- 5 The term "cyclic amino group" refers to a 5- to 7-membered saturated cyclic amine which may contain -NH-, -O- or -S- as a member of the ring. Examples of cyclic amino groups include a 1-pyrrolidyl group, a piperidinyl group, a piperazinyl group, a morpholinyl group, a thiomorpholinyl group, a [1,4]diazepam-1-yl group and the like.

[0039]

- 10 The numbering of the ring atoms of the compound represented by the general formula (I) is given as follows:

[Chem. 3]



[0040]

- 15 In a chemical name in the present description, the marks "*" mean the relative configuration of the asymmetric carbon atom. For example, 1-{[(4aR*, 6R*, 8aR*)-2-amino-3-cyano-8-methyl-4H, 4aH, 5H, 6H, 7H, 8H, 8aH, 9H-thieno[3,2-g]quinolin-6-yl]carbonyl}-1-butyl-3-[2-(dimethylamino)ethyl]urea (Compound 1-24) means that the asymmetric carbons at 4a, 6 and 8a positions are relative configurations.

20 [0041]

In the case where a compound represented by the general formula (I) of the present invention contains one or more asymmetric carbon atoms, all stereoisomers in

the R- or S-configuration at each of asymmetric carbons and their mixture are contemplated within the scope of the present invention. In such cases, racemic compounds, racemic mixtures, racemic solid solutions, individual enantiomers and mixtures of diastereomers are also contemplated within the scope of the present invention. In the case where a compound represented by the general formula (I) has the geometrical isomers, all geometrical isomers are also contemplated within the scope of the present invention. In the case where a compound represented by the general formula (I) has the atropisomers, all atropisomers are also contemplated within the scope of the present invention. A compound represented by the general formula (I) or a pharmaceutically acceptable salt thereof includes a solvate with a pharmaceutically acceptable solvent such as water, ethanol and the like.

[0042]

Compounds represented by the general formula (I) of the present invention may exist in the form of salts. Examples of such salts include acid addition salts formed with mineral acids such as hydrochloric acid, hydrobromic acid, hydroiodic acid, sulfuric acid, nitric acid, phosphoric acid and the like; acid addition salts formed with organic acids such as formic acid, acetic acid, trifluoroacetic acid, methanesulfonic acid, benzenesulfonic acid, p-toluenesulfonic acid, propionic acid, citric acid, succinic acid, tartaric acid, fumaric acid, butyric acid, oxalic acid, malonic acid, maleic acid, lactic acid, malic acid, carbonic acid, glutamic acid, aspartic acid and the like; basic salts formed with inorganic bases such as lithium, sodium, potassium, calcium, magnesium and the like; basic salts formed with organic bases such as triethylamine, piperidine, morpholine, lysine and the like.

[0043]

In an embodiment of a compound represented by the general formula (I) of the present invention,

preferably R^1 is a cyano group;

R^2 and R^3 are preferably a hydrogen atom;

R^4 is preferably a hydrogen atom or a C_{1-6} alkyl group, and even more preferably a methyl group;

R^5 is preferably any one of the following a) to h):

- 5 a) a C_{1-6} alkyl group,
b) a halo- C_{1-6} alkyl group,
c) a cycloalkyl- C_{1-6} alkyl group,
d) an aralkyl group, wherein the ring of the aralkyl group is unsubstituted or substituted with 1 to 5 substituents independently selected from the group consisting of
10 a halogen atom, a C_{1-6} alkyl group, a halo- C_{1-6} alkyl group, a C_{1-6} alkoxy group and a hydroxy- C_{1-6} alkyl group,
e) a heteroaryl- C_{1-6} alkyl group, wherein the ring of the heteroaryl- C_{1-6} alkyl group is unsubstituted or substituted with 1 to 3 substituents independently selected from the group consisting of a C_{1-6} alkyl group, a halo- C_{1-6} alkyl group, and a C_{1-6} alkoxy
15 group,
f) a C_{2-6} alkenyl group,
g) a C_{1-6} alkoxy- C_{1-6} alkyl group, or
h) a $R^{10}R^{11}N$ - C_{1-6} alkyl group;

more preferably R^5 is any one of the following a) to f):

- 20 a) a C_{1-6} alkyl group,
b) a cycloalkyl- C_{1-6} alkyl group,
c) an aralkyl group, wherein the ring of the aralkyl group is unsubstituted or substituted with 1 to 5 substituents independently selected from the group consisting of
a halogen atom, a C_{1-6} alkyl group, a halo- C_{1-6} alkyl group, a C_{1-6} alkoxy group and a
25 hydroxy- C_{1-6} alkyl group,
d) a heteroaryl- C_{1-6} alkyl group, wherein the ring of the heteroaryl- C_{1-6} alkyl group is unsubstituted or substituted with 1 to 3 substituents independently selected from the

group consisting of a C₁₋₆ alkyl group, a halo-C₁₋₆ alkyl group, and a C₁₋₆ alkoxy group,

e) a C₁₋₆ alkoxy-C₁₋₆ alkyl group, or

f) a R¹⁰R¹¹N-C₁₋₆ alkyl group;

5 even more preferably R⁵ is any one of the following a) to d):

a) a C₁₋₆ alkyl group,

b) a cycloalkyl-C₁₋₆ alkyl group,

c) a C₁₋₆ alkoxy-C₁₋₆ alkyl group, or

d) a R¹⁰R¹¹N-C₁₋₆ alkyl group;

10 R⁶ is preferably a hydrogen atom,

R⁷ is preferably any one of the following a) to i):

a) a C₁₋₆ alkyl group,

b) a halo-C₁₋₆ alkyl group,

c) a heterocycloalkyl-C₁₋₆ alkyl group,

15 d) an aralkyl group, wherein the ring of the aralkyl group is unsubstituted or substituted with 1 to 5 substituents independently selected from the group consisting of a halogen atom, a C₁₋₆ alkyl group, a halo-C₁₋₆ alkyl group, a C₁₋₆ alkoxy group, and a R¹⁰R¹¹N-C₁₋₆ alkyl group,

20 e) a heteroaryl-C₁₋₆ alkyl group, wherein the ring of the heteroaryl-C₁₋₆ alkyl group is unsubstituted or substituted with 1 to 3 substituents independently selected from the group consisting of a C₁₋₆ alkyl group, a halo-C₁₋₆ alkyl group, and a C₁₋₆ alkoxy group,

f) a C₁₋₆ alkoxy-C₁₋₆ alkyl group,

g) a R¹²R¹³N-C₁₋₆ alkyl group,

25 h) a R¹²R¹³N-C₁₋₆ alkoxy-C₁₋₆ alkyl group, or

i) a R¹²R¹³N-C(O)-C₁₋₆ alkyl group;

more preferably R⁷ is any one of the following a) to f):

- a) a C₁₋₆ alkyl group,
- b) a halo-C₁₋₆ alkyl group,
- c) an aralkyl group, wherein the ring of the aralkyl group is unsubstituted or substituted with 1 to 5 substituents independently selected from the group consisting of a halogen atom, a C₁₋₆ alkyl group, a halo-C₁₋₆ alkyl group, a C₁₋₆ alkoxy group, and a R¹⁰R¹¹N-C₁₋₆ alkyl group,
- d) a heteroaryl-C₁₋₆ alkyl group, wherein the ring of the heteroaryl-C₁₋₆ alkyl group is unsubstituted or substituted with 1 to 3 substituents independently selected from the group consisting of a C₁₋₆ alkyl group, a halo-C₁₋₆ alkyl group and a C₁₋₆ alkoxy group,
- e) a C₁₋₆ alkoxy-C₁₋₆ alkyl group, or
- f) a R¹²R¹³N-C₁₋₆ alkyl group;

even more preferably R⁷ is any one of the following a) to d):

- a) a C₁₋₆ alkyl group,
- b) an aralkyl group, wherein the ring of the aralkyl group is unsubstituted or substituted with 1 to 5 substituents independently selected from the group consisting of a halogen atom, a C₁₋₆ alkyl group, a halo-C₁₋₆ alkyl group, a C₁₋₆ alkoxy group, and a R¹⁰R¹¹N-C₁₋₆ alkyl group,
- c) a heteroaryl-C₁₋₆ alkyl group, wherein the ring of the heteroaryl-C₁₋₆ alkyl group is unsubstituted or substituted with 1 to 3 substituents independently selected from the group consisting of a C₁₋₆ alkyl group, a halo-C₁₋₆ alkyl group and a C₁₋₆ alkoxy group,
- or
- d) a R¹²R¹³N-C₁₋₆ alkyl group;

especially preferable R⁷ is any one of the following a) to b):

- a) a C₁₋₆ alkyl group, or
- b) a R¹²R¹³N-C₁₋₆ alkyl group; and

preferably R¹⁰ and R¹¹ are each independently a C₁₋₆ alkyl group, or R¹⁰ and R¹¹, together with the nitrogen atom to which they are bonded, form a cyclic amino group,

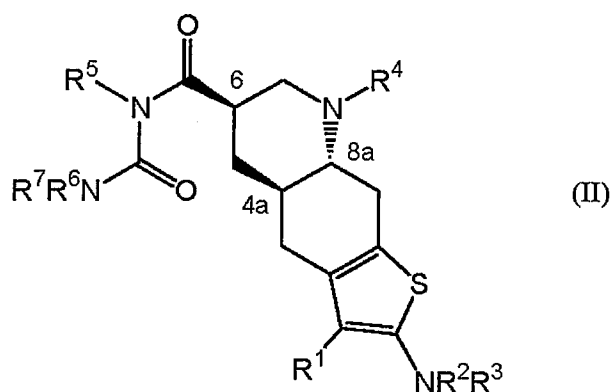
wherein the cyclic amino group is unsubstituted or substituted with 1 or 2 C₁₋₆ alkyl groups; or preferably R¹² and R¹³ are each independently a C₁₋₆ alkyl group, or R¹² and R¹³, together with the nitrogen atom to which they are bonded, form a cyclic amino group, wherein the cyclic amino group is unsubstituted or substituted with 1 or 2 C₁₋₆ alkyl groups.

[0044]

In an embodiment of a compound represented by the general formula (I),

a compound represented by the general formula (I) is preferably a general formula (II), wherein

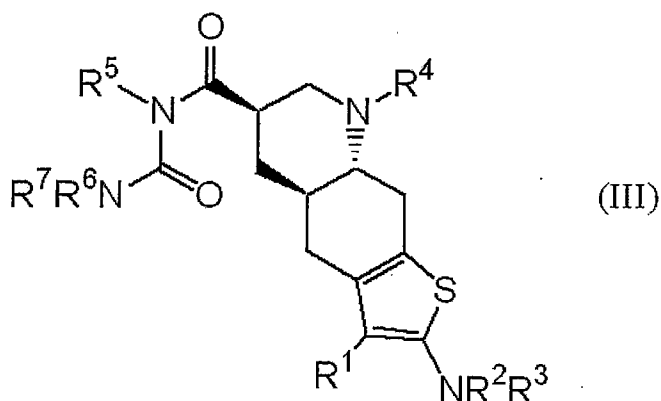
10 [Chem. 4]



, and the configuration at 4a, 6 and 8a positions of the quinoline ring of 4H, 4aH, 5H, 6H, 7H, 8H, 8aH, 9H-thieno[3,2-g]quinoline is represented by relative configuration,

more preferably a compound represented by the general formula (I) is a general formula (III), wherein

[Chem. 5]



, and the configuration at 4a, 6 and 8a positions of the quinoline ring of 4H, 4aH, 5H, 6H, 7H, 8H, 8aH, 9H-thieno[3,2-g]quinoline is represented by absolute configuration.

[0045]

5 In a preferable embodiment of the present invention,

R^1 is a cyano group.

[0046]

In a more preferable embodiment of the present invention,

R^1 is a cyano group; and

10 R^2 and R^3 are a hydrogen atom.

[0047]

In an even more preferable embodiment of the present invention,

R^1 is a cyano group;

R^2 and R^3 are a hydrogen atom; and

15 R^4 is a hydrogen atom or a C_{1-6} alkyl group.

[0048]

In an even more preferable embodiment of the present invention,

R^1 is a cyano group;

R^2 and R^3 are a hydrogen atom;

20 R^4 is a hydrogen atom or a C_{1-6} alkyl group;

R^6 is a hydrogen atom; and

R^7 is any one of the following a) to i):

- a) a C_{1-6} alkyl group,
- b) a halo- C_{1-6} alkyl group,
- c) a heterocycloalkyl- C_{1-6} alkyl group,
- 5 d) an aralkyl group, wherein the ring of the aralkyl group is unsubstituted or substituted with 1 to 5 substituents independently selected from the group consisting of a halogen atom, a C_{1-6} alkyl group, a halo- C_{1-6} alkyl group, a C_{1-6} alkoxy group and a $R^{10}R^{11}N-C_{1-6}$ alkyl group,
- e) a heteroaryl- C_{1-6} alkyl group, wherein the ring of the heteroaryl- C_{1-6} alkyl group is
10 unsubstituted or substituted with 1 to 3 substituents independently selected from the group consisting of a C_{1-6} alkyl group, a halo- C_{1-6} alkyl group, and a C_{1-6} alkoxy group,
- f) a C_{1-6} alkoxy- C_{1-6} alkyl group,
- g) a $R^{12}R^{13}N-C_{1-6}$ alkyl group,
- 15 h) a $R^{12}R^{13}N-C_{1-6}$ alkoxy- C_{1-6} alkyl group, or
- i) a $R^{12}R^{13}N-C(O)-C_{1-6}$ alkyl group.

[0049]

In an even more preferable embodiment of the present invention,

R^1 is a cyano group;

20 R^2 and R^3 are a hydrogen atom;

R^4 is a hydrogen atom or a C_{1-6} alkyl group;

R^5 is any one of the following a) to h):

- a) a C_{1-6} alkyl group,
- b) a halo- C_{1-6} alkyl group,
- 25 c) a cycloalkyl- C_{1-6} alkyl group,
- d) an aralkyl group, wherein the ring of the aralkyl group is unsubstituted or substituted with 1 to 5 substituents independently selected from the group consisting of

a halogen atom, a C₁₋₆ alkyl group, a halo-C₁₋₆ alkyl group, a C₁₋₆ alkoxy group and a hydroxy-C₁₋₆ alkyl group,

e) a heteroaryl-C₁₋₆ alkyl group, wherein the ring of the heteroaryl-C₁₋₆ alkyl group is unsubstituted or substituted with 1 to 3 substituents independently selected from the group consisting of a C₁₋₆ alkyl group, a halo-C₁₋₆ alkyl group and a C₁₋₆ alkoxy group,

f) a C₂₋₆ alkenyl group,

g) a C₁₋₆ alkoxy-C₁₋₆ alkyl group, or

h) a R¹⁰R¹¹N-C₁₋₆ alkyl group;

R⁶ is a hydrogen atom; and

R⁷ is any one of the following a) to i):

a) a C₁₋₆ alkyl group,

b) a halo-C₁₋₆ alkyl group,

c) a heterocycloalkyl-C₁₋₆ alkyl group,

d) an aralkyl group, wherein the ring of the aralkyl group is unsubstituted or substituted with 1 to 5 substituents independently selected from the group consisting of a halogen atom, a C₁₋₆ alkyl group, a halo-C₁₋₆ alkyl group, a C₁₋₆ alkoxy group and a R¹⁰R¹¹N-C₁₋₆ alkyl group,

e) a heteroaryl-C₁₋₆ alkyl group, wherein the ring of the heteroaryl-C₁₋₆ alkyl group is unsubstituted or substituted with 1 to 3 substituents independently selected from the group consisting of a C₁₋₆ alkyl group, a halo-C₁₋₆ alkyl group and a C₁₋₆ alkoxy group,

f) a C₁₋₆ alkoxy-C₁₋₆ alkyl group,

g) a R¹²R¹³N-C₁₋₆ alkyl group,

h) a R¹²R¹³N-C₁₋₆ alkoxy-C₁₋₆ alkyl group, or

i) a R¹²R¹³N-C(O)-C₁₋₆ alkyl group.

[0050]

In an even more preferable embodiment of the present invention,

R¹ is a cyano group;

R^2 and R^3 are a hydrogen atom;

R^4 is a hydrogen atom or a C_{1-6} alkyl group;

R^5 is any one of the following a) to h):

a) a C_{1-6} alkyl group,

5 b) a halo- C_{1-6} alkyl group,

c) a cycloalkyl- C_{1-6} alkyl group,

d) an aralkyl group, wherein the ring of the aralkyl group is unsubstituted or substituted with 1 to 5 substituents independently selected from the group consisting of a halogen atom, a C_{1-6} alkyl group, a halo- C_{1-6} alkyl group, a C_{1-6} alkoxy group and a hydroxy- C_{1-6} alkyl group,

10

e) a heteroaryl- C_{1-6} alkyl group, wherein the ring of the heteroaryl- C_{1-6} alkyl group is unsubstituted or substituted with 1 to 3 substituents independently selected from the group consisting of a C_{1-6} alkyl group, a halo- C_{1-6} alkyl group and a C_{1-6} alkoxy group,

f) a C_{2-6} alkenyl group,

15

g) a C_{1-6} alkoxy- C_{1-6} alkyl group, or

h) a $R^{10}R^{11}N-C_{1-6}$ alkyl group;

R^6 is a hydrogen atom; and

R^7 is any one of the following a) to f):

a) a C_{1-6} alkyl group,

20

b) a halo- C_{1-6} alkyl group,

c) an aralkyl group, wherein the ring of the aralkyl group is unsubstituted or substituted with 1 to 5 substituents independently selected from the group consisting of a halogen atom, a C_{1-6} alkyl group, a halo- C_{1-6} alkyl group, a C_{1-6} alkoxy group and a $R^{10}R^{11}N-C_{1-6}$ alkyl group,

25

d) a heteroaryl- C_{1-6} alkyl group, wherein the ring of the heteroaryl- C_{1-6} alkyl group is unsubstituted or substituted with 1 to 3 substituents independently selected from the group consisting of a C_{1-6} alkyl group, a halo- C_{1-6} alkyl group and a C_{1-6} alkoxy group,

e) a C₁₋₆ alkoxy-C₁₋₆ alkyl group, or

f) a R¹²R¹³N-C₁₋₆ alkyl group.

[0051]

In an even more preferable embodiment of the present invention,

5 R¹ is a cyano group;

R² and R³ are a hydrogen atom;

R⁴ is a methyl group;

R⁵ is any one of the following a) to f):

a) a C₁₋₆ alkyl group,

10 b) a cycloalkyl-C₁₋₆ alkyl group,

c) an aralkyl group, wherein the ring of the aralkyl group is unsubstituted or substituted with 1 to 5 substituents independently selected from the group consisting of a halogen atom, a C₁₋₆ alkyl group, a halo-C₁₋₆ alkyl group, a C₁₋₆ alkoxy group and a hydroxy-C₁₋₆ alkyl group,

15 d) a heteroaryl-C₁₋₆ alkyl group, wherein the ring of the heteroaryl-C₁₋₆ alkyl group is unsubstituted or substituted with 1 to 3 substituents independently selected from the group consisting of a C₁₋₆ alkyl group, a halo-C₁₋₆ alkyl group and a C₁₋₆ alkoxy group,

e) a C₁₋₆ alkoxy-C₁₋₆ alkyl group, or

f) a R¹⁰R¹¹N-C₁₋₆ alkyl group;

20 R⁶ is a hydrogen atom; and

R⁷ is any one of the following a) to d):

a) a C₁₋₆ alkyl group,

b) an aralkyl group, wherein the ring of the aralkyl group is unsubstituted or substituted with 1 to 5 substituents independently selected from the group consisting of
25 a halogen atom, a C₁₋₆ alkyl group, a halo-C₁₋₆ alkyl group, a C₁₋₆ alkoxy group and a R¹⁰R¹¹N-C₁₋₆ alkyl group,

c) a heteroaryl-C₁₋₆ alkyl group, wherein the ring of the heteroaryl-C₁₋₆ alkyl group is

unsubstituted or substituted with 1 to 3 substituents independently selected from the group consisting of a C₁₋₆ alkyl group, a halo-C₁₋₆ alkyl group and a C₁₋₆ alkoxy group, or

d) a R¹²R¹³N-C₁₋₆ alkyl group.

5 [0052]

In an even more preferable embodiment of the present invention,

R¹ is a cyano group;

R² and R³ are a hydrogen atom;

R⁴ is a methyl group;

10 R⁵ is any one of the following a) to d):

a) a C₁₋₆ alkyl group,

b) a cycloalkyl-C₁₋₆ alkyl group,

c) a C₁₋₆ alkoxy-C₁₋₆ alkyl group, or

d) a R¹⁰R¹¹N-C₁₋₆ alkyl group;

15 R⁶ is a hydrogen atom, and

R⁷ is any one of the following a) to b):

a) a C₁₋₆ alkyl group, or

b) a R¹²R¹³N-C₁₋₆ alkyl group.

[0053]

20 Specific examples of preferred embodiments of the present invention are compounds selected from the group consisting of:

1-{[(4aR, 6R, 8aR)-2-amino-3-cyano-8-methyl-4H, 4aH, 5H, 6H, 7H, 8H, 8aH, 9H-thieno[3,2-g]quinolin-6-yl]carbonyl}-3-[2-(dimethylamino)ethyl]-1-propylurea
(Compound 1-1);

25 1-{[(4aR, 6R, 8aR)-2-amino-3-cyano-8-methyl-4H, 4aH, 5H, 6H, 7H, 8H, 8aH, 9H-thieno[3,2-g]quinolin-6-yl]carbonyl}-1-butyl-3-[2-(diethylamino)ethyl]urea
(Compound 1-3);

1-{{(4aR, 6R, 8aR)-2-amino-3-cyano-8-methyl-4H, 4aH, 5H, 6H, 7H, 8H, 8aH, 9H-thieno[3,2-g]quinolin-6-yl]carbonyl}-3-[3-(dimethylamino)-2,2-dimethylpropyl]-1-ethylurea (Compound 1-4);

5 1-{{(4aR, 6R, 8aR)-2-amino-3-cyano-8-methyl-4H, 4aH, 5H, 6H, 7H, 8H, 8aH, 9H-thieno[3,2-g]quinolin-6-yl]carbonyl}-3-ethyl-1-[2-(pyrrolidin-1-yl)ethyl]urea (Compound 1-6);

1-{{(4aR*, 6R*, 8aR*)-2-amino-3-cyano-8-methyl-4H, 4aH, 5H, 6H, 7H, 8H, 8aH, 9H-thieno[3,2-g]quinolin-6-yl]carbonyl}-1-butyl-3-[2-(dimethylamino)ethyl]urea (Compound 1-24);

10 1-{{(4aR*, 6R*, 8aR*)-2-amino-3-cyano-8-methyl-4H, 4aH, 5H, 6H, 7H, 8H, 8aH, 9H-thieno[3,2-g]quinolin-6-yl]carbonyl}-3-[2-(dimethylamino)ethyl]-1-(2-phenylethyl)urea (Compound 1-30);

15 1-{{(4aR*, 6R*, 8aR*)-2-amino-3-cyano-8-methyl-4H, 4aH, 5H, 6H, 7H, 8H, 8aH, 9H-thieno[3,2-g]quinolin-6-yl]carbonyl}-3-[2-(dimethylamino)ethyl]-1-(3-methylbutyl)urea (Compound 1-43);

1-{{(4aR*, 6R*, 8aR*)-2-amino-3-cyano-8-methyl-4H, 4aH, 5H, 6H, 7H, 8H, 8aH, 9H-thieno[3,2-g]quinolin-6-yl]carbonyl}-1-butyl-3-[2-(piperidin-1-yl)ethyl]urea (Compound 1-46);

20 1-{{(4aR*, 6R*, 8aR*)-2-amino-3-cyano-8-methyl-4H, 4aH, 5H, 6H, 7H, 8H, 8aH, 9H-thieno[3,2-g]quinolin-6-yl]carbonyl}-3-[2-(dimethylamino)ethyl]-1-(2,2-dimethylpropyl)urea (Compound 1-56);

1-{{(4aR, 6R, 8aR)-2-amino-3-cyano-8-methyl-4H, 4aH, 5H, 6H, 7H, 8H, 8aH, 9H-thieno[3,2-g]quinolin-6-yl]carbonyl}-3-[(2S)-1-(dimethylamino)propan-2-yl]-1-ethylurea (Compound 1-57);

25 1-{{(4aR*, 6R*, 8aR*)-2-amino-3-cyano-8-methyl-4H, 4aH, 5H, 6H, 7H, 8H, 8aH, 9H-thieno[3,2-g]quinolin-6-yl]carbonyl}-3-[2-(dimethylamino)-2-methylpropyl]-1-propylurea (Compound 1-82);

1-{[(4aR*, 6R*, 8aR*)-2-amino-3-cyano-8-methyl-4H, 4aH, 5H, 6H, 7H, 8H, 8aH, 9H-thieno[3,2-g]quinolin-6-yl]carbonyl}-3-[2-(dimethylamino)-2-ethylbutyl]-1-ethylurea (Compound 1-84);

5 1-{[(4aR, 6R, 8aR)-2-amino-3-cyano-8-methyl-4H, 4aH, 5H, 6H, 7H, 8H, 8aH, 9H-thieno[3,2-g]quinolin-6-yl]carbonyl}-1-(cyclopropylmethyl)-3-[3-(dimethylamino)-2,2-dimethyl-propyl]urea (Compound 1-104);

1-{[(4aR, 6R, 8aR)-2-amino-3-cyano-8-methyl-4H, 4aH, 5H, 6H, 7H, 8H, 8aH, 9H-thieno[3,2-g]quinolin-6-yl]carbonyl}-3-[2-(diethylamino)ethyl]-1-ethylurea (Compound 1-105);

10 1-{[(4aR, 6R, 8aR)-2-amino-3-cyano-8-methyl-4H, 4aH, 5H, 6H, 7H, 8H, 8aH, 9H-thieno[3,2-g]quinolin-6-yl]carbonyl}-3-[1-(dimethylamino)-2-methylpropan-2-yl]-1-ethylurea (Compound 1-106);

15 1-{[(4aR, 6R, 8aR)-2-amino-3-cyano-8-methyl-4H, 4aH, 5H, 6H, 7H, 8H, 8aH, 9H-thieno[3,2-g]quinolin-6-yl]carbonyl}-3-[2-(dimethylamino)-2-ethylbutyl]-1-ethylurea (Compound 1-107);

1-{[(4aR, 6R, 8aR)-2-amino-3-cyano-8-methyl-4H, 4aH, 5H, 6H, 7H, 8H, 8aH, 9H-thieno[3,2-g]quinolin-6-yl]carbonyl}-3-[2-(dimethylamino)ethyl]-1-ethylurea (Compound 1-108); and

20 1-{[(4aR, 6R, 8aR)-2-amino-3-cyano-8-methyl-4H, 4aH, 5H, 6H, 7H, 8H, 8aH, 9H-thieno[3,2-g]quinolin-6-yl]carbonyl}-1-(cyclopropylmethyl)-3-[2-(dimethylamino)ethyl]urea (Compound 1-109),

or a pharmaceutically acceptable salt thereof.

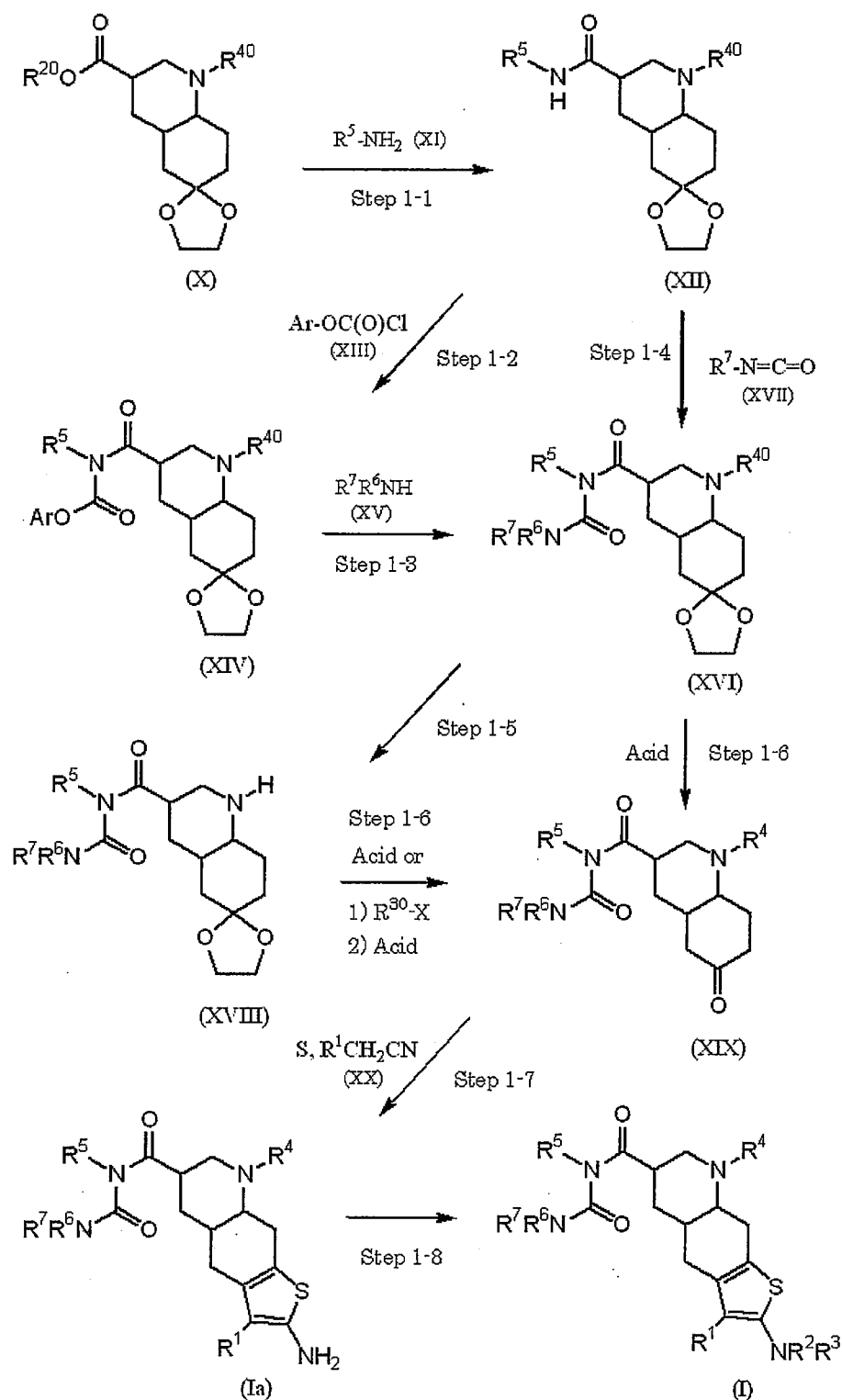
[0054]

25 Compounds represented by the general formula (I) of the present invention can be prepared by methods as illustrated in schemes 1 and 2.

[0055]

[Chem. 6]

Scheme 1



In the formula, R^1 , R^2 , R^3 , R^4 , R^5 , R^6 and R^7 have the same meanings as defined above; and R^{20} is a C_{1-6} alkyl group, R^{30} is a halo- C_{1-6} alkyl group, X represents an leaving group such as an iodine atom, a trifluoromethanesulfonyloxy group or the like, R^{40} is a

C₁₋₆ alkyl group or a benzyl group, Ar represents an aryl group such as a phenyl group, a 2-chlorophenyl group, a 4-nitrophenyl group or the like.

[0056]

Step 1-1

5 A carboxylic acid derivative can be prepared by alkaline hydrolysis of an ester derivative (X) in a suitable solvent. As the solvent used in the reaction, for example, methanol, ethanol, water, tetrahydrofuran, a mixed solvent thereof and the like can be illustrated. As the base, for example, sodium hydroxide, potassium hydroxide, lithium hydroxide and the like can be illustrated. The reaction temperature is usually at 0°C to
10 reflux temperature, the reaction time is usually 10 minutes to 24 hours, varying based on the starting materials employed, the solvent, the reaction temperature and the like.

 An amide derivative (XII) can be prepared by condensing a carboxylic acid derivative with amine (XI) in the presence of a condensing reagent in an inert solvent. As the inert solvent, for example, acetonitrile, N,N-dimethylformamide, tetrahydrofuran,
15 methylene chloride, a mixed solvent thereof and the like can be illustrated. As the condensing reagent, for example, dicyclohexylcarbodiimide, 1-(3-dimethylaminopropyl)-3-ethylcarbodiimide hydrochloride, diphenylphosphoryl azide, 4-(4,6-dimethoxy-1,3,5-triazin-2-yl)-4-methylmorpholinium hydrochloride and the like can be illustrated. The reaction temperature is usually at -20°C to 100°C, the
20 reaction time is usually 10 minutes to 24 hours, varying based on the starting materials employed, the solvent, the reaction temperature and the like.

 Alternatively, the amide derivative (XII) can be also prepared by converting a carboxylic acid to its reactive derivatives (for example; an acid halide, an acid anhydride, a mixed acid anhydride, a benzotriazol-1-yl-ester, a 4-nitrophenyl ester, a
25 2,5-dioxopyrrolidine ester and the like) according to conventional methods, followed by the condensation with amine (XI) or the salt thereof in a suitable solvent in the presence or absence of a base. As the solvent used in the condensation reaction, for example,

acetonitrile, N,N-dimethylformamide, tetrahydrofuran, methylene chloride, a mixed solvent thereof and the like can be illustrated. As the base, for example, potassium carbonate, triethylamine, N,N-diisopropylethylamine, pyridine, N-methylmorpholine, N,N-dimethylaniline and the like can be illustrated. The reaction temperature is usually
5 at -20°C to reflux temperature, the reaction time is usually 1 hour to 24 hours, varying based on the starting materials employed, the solvent, the reaction temperature and the like.

Alternatively, the amide derivative (XII) can be also prepared by irradiating microwave to a mixture of the ester derivative (X) and amine (XI) in a suitable solvent.
10 As the solvent used in the reaction, for example, ethanol, 2-propanol, a mixed solvent thereof and the like can be illustrated. The reaction temperature is usually at 100°C to 250°C, the reaction time is usually 1 hour to 24 hours, varying based on the starting materials employed, the solvent, the reaction temperature and the like.

[0057]

15 Step 1-2

An aryl carbamate derivative (XIV) can be prepared by allowing an amide derivative (XII) to react with an aryl chloroformate (XIII) in an inert solvent in the presence of a base. As the inert solvent used in the reaction, for example, tetrahydrofuran and the like can be illustrated. As the base, for example, sodium
20 hexamethyldisilazide, lithium hexamethyldisilazide, potassium tert-butoxide and the like can be illustrated. The reaction temperature is usually at -78°C to 50°C, the reaction time is usually 15 minutes to 24 hours, varying based on the starting materials employed, the solvent, the reaction temperature and the like.

[0058]

25 Step 1-3

An acyl urea derivative (XVI) can be prepared by allowing an aryl carbamate derivative (XIV) to react with amine (XV) or salt thereof in an inert solvent in the

presence or absence of a base. As the inert solvent used in the reaction, for example, 2-propanol, tetrahydrofuran, methylene chloride, 1,4-dioxane, a mixed solvent thereof and the like can be illustrated. As the base, for example, potassium carbonate, triethylamine, N,N-diisopropylethylamine, pyridine, N-methylmorpholine, N,N-dimethylaniline and the like can be illustrated. The reaction temperature is usually at 0°C to 150°C, the reaction time is usually 15 minutes to 24 hours, varying based on the starting materials employed, the solvent, the reaction temperature and the like.

[0059]

Step 1-4

10 An acyl urea derivative (XVI) can be prepared by allowing an amide derivative (XII) to react with isocyanate (XVII) in an inert solvent with metal catalyst in the presence or absence of ligand. As the inert solvent used in the reaction, for example, methylene chloride, 1,2-dichloroethane, chloroform, toluene, acetonitrile, N,N-dimethylformamide, a mixed solvent thereof and the like can be illustrated. As the metal catalyst, for example, copper(I) chloride, copper(II) chloride, copper(I) bromide, copper(I) iodide and the like can be illustrated. As the ligand, for example, triphenylphosphine, tri-para-tolylphosphine and the like can be illustrated. The reaction temperature is usually at 0°C to 120°C, the reaction time is usually 15 minutes to 24 hours, varying based on the starting materials employed, the solvent, the reaction temperature and the like.

[0060]

Step 1-5

25 An octahydro-1H-quinoline derivative (XVIII) can be prepared by removing a benzyl group of an acyl urea derivative (XVI) wherein R⁴⁰ is a benzyl group in a suitable solvent under an atmosphere of hydrogen in the presence of metal catalyst. As the solvent used in the reaction, for example, methanol, ethanol, N,N-dimethylformamide, tetrahydrofuran and the like can be illustrated. As the metal catalyst, for example,

palladium-carbon, platinum dioxide and the like can be illustrated. The reaction temperature is usually at room temperature to 80°C, the reaction time is usually 30 minutes to 12 hours, varying based on the starting materials employed, the solvent, the reaction temperature and the like.

5 [0061]

Step 1-6

A 6-oxodecaquinoline derivative (XIX) wherein R⁴ is a C₁₋₆ alkyl group and a 6-oxodecaquinoline derivative (XIX) wherein R⁴ is a hydrogen atom can be prepared by acid hydrolysis of a ketal derivative (XVI) wherein R⁴⁰ is a C₁₋₆ alkyl group and a ketal derivative (XVIII) in a suitable solvent. As the solvent used in the reaction, for example, tetrahydrofuran, dimethoxyethane, 1,4-dioxane, methylene chloride, 1,2-dichloroethane, chloroform, water, a mixed solvent thereof and the like can be illustrated. As the acid, for example, sulfuric acid, hydrochloric acid, phosphoric acid, acetic acid, methane-sulfonic acid, benzenesulfonic acid and the like can be illustrated. The reaction temperature is usually at -50°C to 100°C, the reaction time is usually 10 minutes to 24 hours, varying based on the starting materials employed, the solvent, the reaction temperature and the like.

Alternatively, a 6-oxodecaquinoline (XIX) wherein R⁴ is a halo-C₁₋₆ alkyl group can be prepared by allowing a ketal derivative (XVIII) to react with an alkylating reagent (R³⁰-X) in an inert solvent in the presence of a base, and then hydrolyze the ketal ring by the same method as defined above. As the inert solvent used in the alkylation reaction, for example, acetonitrile, tetrahydrofuran, N,N-dimethylformamide, dimethoxyethane, 1,4-dioxane, methylene chloride and the like can be illustrated. As the base, for example, potassium carbonate, cesium carbonate, triethylamine, N,N-diisopropylethylamine and the like can be illustrated. The reaction temperature is usually at 0°C to reflux temperature, the reaction time is usually 1 hour to 24 hours, varying based on the starting materials employed, the solvent, the reaction temperature

and the like.

[0062]

Step 1-7

An octahydrothienoquinoline derivative (Ia) can be prepared by allowing a
5 6-oxodecaquinoline derivative (XIX) to react with compound (XX) and sulfur in an
inert solvent in the presence or absence of a base. As the inert solvent used in the
reaction, for example, ethanol, methanol, 1,4-dioxane and the like can be illustrated. As
the base, for example, morpholine, piperidine, triethylamine and the like can be
illustrated. The reaction temperature is usually at 0°C to reflux temperature, the reaction
10 time is usually 15 minutes to 24 hours, varying based on the starting materials employed,
the solvent, the reaction temperature and the like.

[0063]

Step 1-8

An acyl amide derivative (I) can be prepared by allowing an
15 octahydrothienoquinoline derivative (Ia) to react with an acylating reagent in an inert
solvent in the presence or absence of a base. As the inert solvent used in the reaction,
for example, tetrahydrofuran, 1,4-dioxane, methylene chloride, benzene and the like can
be illustrated. As the acylating reagent, for example, an acid halide, an acid anhydride, a
mixed acid anhydride and the like can be illustrated. As the base, for example,
20 potassium carbonate, triethylamine, N,N-diisopropylethylamine, pyridine,
N-methylmorpholine, N,N-dimethylaniline and the like can be illustrated. The reaction
temperature is usually at 0°C to reflux temperature, the reaction time is usually 15
minutes to 24 hours, varying based on the starting materials employed, the solvent, the
reaction temperature and the like.

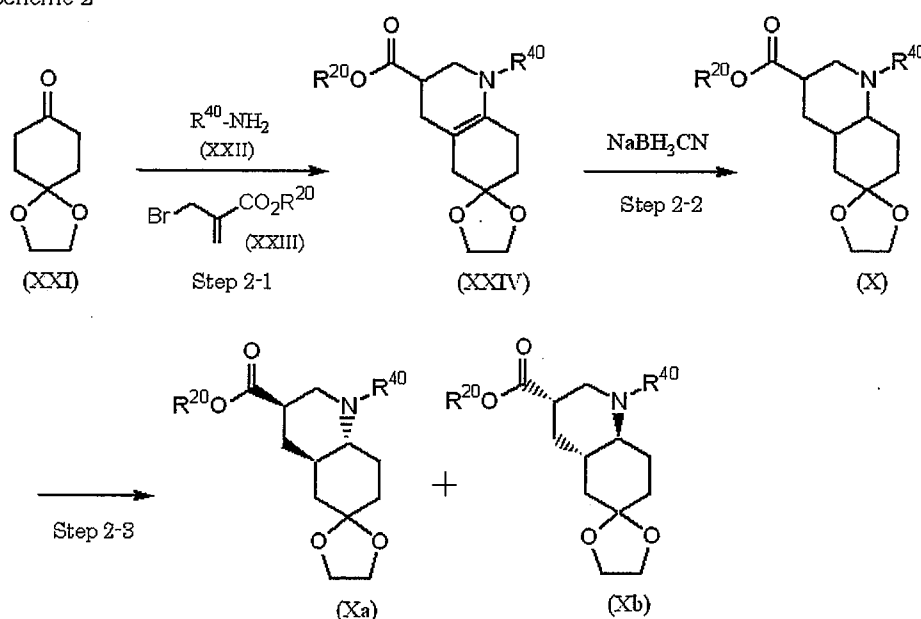
25 Alternatively, an octahydrothienoquinoline derivative (I) wherein R² is a
hydrogen atom and R³ is a R₂₋₇ alkoxy carbonyl group can be prepared by allowing an
octahydrothienoquinoline derivative (Ia) to react with 1,1'-carbonyldiimidazole in an

inert solvent, and then to react with a C₁₋₆ alcohol. As the inert solvent used in the reaction, for example, methylene chloride and the like can be illustrated. The reaction temperature is usually at -20°C to 60°C, the reaction time is usually 1 hour to 48 hours, varying based on the starting materials employed, the solvent, the reaction temperature and the like.

[0064]

[Chem. 7]

Scheme 2



10 In the formula, R²⁰ and R⁴⁰ have the same meanings as defined above.

[0065]

Step 2-1

Compound (XXIV) can be prepared by conducting coupling reaction of 1,4-cyclohexanedione monoethylene ketal (XXI), amine (XXII) and 2-(bromomethyl)-acrylic acid ester (XXIII) in an inert solvent. As the inert solvent used in the reaction, for example, toluene, benzene and the like can be illustrated. The reaction temperature is usually at -50°C to reflux temperature, the reaction time is usually 1 hour to 24 hours, varying based on the starting materials employed, the solvent, the reaction temperature

and the like.

[0066]

Step 2-2

Compound (X) can be prepared by reduction of a compound (XXIV) in a
5 suitable solvent in the presence of an acid by using a reducing reagent such as sodium
cyanoborohydride, sodium borohydride, sodium triacetoxyborohydride or the like. As the
solvent used in the reaction, for example, tetrahydrofuran, methanol, ethanol, ethyl
acetate, 1,4-dioxane, a mixed solvent thereof and the like can be illustrated. As the acid,
for example, sulfuric acid, hydrochloric acid, acetic acid and the like can be illustrated.
10 The reaction temperature is usually at -50°C to 50°C , the reaction time is usually 10
minutes to 12 hours, varying based on the starting materials employed, the solvent, the
reaction temperature and the like.

[0067]

Step 2-3

15 The optical active compounds (Xa) and (Xb) can be prepared by allowing
compound (X) to separate by means of optical resolution by crystallization such as
preferential crystallization, diastereomeric salt formation, inclusion complexation,
preference enrichment and the like, enzymatic optical resolution or direct optical
resolution using chiral column chromatography.

20 As the chiral column used in the direct optical resolution by the chiral column
chromatography, for example, CHIRALPAK (registered mark of Daicel Chemical
Industries) AY-H column, AD-H column, IA column and the like can be illustrated. As
the eluting solvent, hexane, methanol, ethanol, 2-propanol, diethylamine, a mixed
solvent thereof and the like can be illustrated. The eluting flow rate is 0.5 mL/min to 10
25 mL/min. The eluting temperature is usually at 10°C to 60°C , and the detection
wavelength is 200 nm to 270 nm.

[0068]

The forementioned schemes are exemplary for preparing compounds of the present invention and synthetic intermediates thereof. Those ordinarily skilled in the art will appreciate that various changes or modifications of the forementioned schemes may be made without departing from the scope of the invention.

5 [0069]

Compounds represented by the general formula (I) of the present invention and intermediates for preparing the compounds of the present invention can be isolated or purified, if required, according to conventional isolation or purification techniques well known to those in the art of the relevant field, such as solvent extraction, crystallization,
10 recrystallization, chromatography, preparative high performance liquid chromatography or the like.

[0070]

Compounds of the present invention prepared in the above-mentioned schemes exhibit excellent dopamine D₂ receptor stimulating activities, and are accordingly
15 useful as a treating or prophylactic agent for the various diseases dopamine D₂ receptor mediated. For example, the compounds of the present invention are useful as a treating or prophylactic agent such as Parkinson's disease, restless legs syndrome, hyperprolactinemia or the like, especially useful as a treating or preventing agent such as Parkinson's disease.

20 [0071]

Compounds of the present invention can be also used, if required, in combination with other anti-Parkinson drugs. As the other anti-Parkinson drugs include, for example, L-dopa; dopamine D₂ receptor agonists such as cabergoline, bromocriptine mesylate, terguride, talipexole hydrochloride, ropinirole hydrochloride, pergolide
25 mesylate, pramipexole hydrochloride, rotigotine, apomorphine and the like; anticholinergic agents such as profenamine, trihexyphenidyl hydrochloride, mazaticol hydrochloride, piperiden, piroheptine hydrochloride, methixene hydrochloride and the

like; adenosine A_{2A} receptor antagonists such as istradefylline and the like; NMDA receptor antagonists such as budipine and the like; monoamine oxidase B inhibitors such as selegiline hydrochloride, rasagiline mesylate, safinamide mesylate and the like; COMT inhibitors such as entacapone and the like; aromatic L-amino acid decarboxylase inhibitors such as carbidopa, benserazide and the like; droxidopa, melevodopa, threodops; zonisamide; amantadine hydrochloride and the like.

[0072]

Pharmaceutical compositions comprising a compound represented by the general formula (I) of the present invention or a pharmaceutically acceptable salt thereof as an active ingredient can be administered in various dosage forms depending on their usages. Exemplary dosage forms include powders, granules, fine granules, dry syrups, tablets, capsules, injections, liquids, ointments, suppositories, poultices and the like, which are administered orally or parenterally.

[0073]

Pharmaceutical compositions comprising a compound represented by the general formula (I) of the present invention or a pharmaceutically acceptable salt thereof can be formulated by using a compound represented by the general formula (I) or a pharmaceutically acceptable salt thereof and at least one pharmaceutical additive. These pharmaceutical compositions can be formulated by admixing, diluting or dissolving with appropriate pharmaceutical additives such as excipients, disintegrants, binders, lubricants, diluents, buffers, tonicity agents, preservatives, wetting agents, emulsifying agents, dispersing agents, stabilizing agents, solubilizing agents and the like, according to a conventional formulation procedure depending upon their dosage forms.

[0074]

The dosage of a compound represented by the general formula (I) or a pharmaceutically acceptable salt thereof is appropriately determined depending on the age, sex or body weight of the individual patient, the severity of the disease, the

condition to be treated and the like, which is approximately within the range of from about 0.1 mg to about 300 mg per day per adult human, preferably about 0.5 mg to about 30 mg, in the case of oral administration, and approximately within the range of from about 0.01 mg to about 50 mg per day per adult human, preferably about 0.05 mg to about 10 mg, in the case of parenteral administration. The dosages may be administered in single or divided doses, for example one to several times daily.

[0075]

A pharmaceutical combination comprising a compound represented by the general formula (I) of the present invention or a pharmaceutically acceptable salt thereof and other anti-Parkinson drugs can be administered as a single pharmaceutical composition comprising all of active ingredients, or as separately formulated pharmaceutical compositions each of which comprises a single active ingredient. Where separately formulated pharmaceutical compositions are used, the compositions may be administered separately, concurrently or at different intervals. Alternatively, where separately formulated pharmaceutical compositions are used, the compositions may be mixed together with an appropriate diluent, and administered simultaneously.

[0076]

A pharmaceutical combination comprising a compound represented by the general formula (I) of the present invention or a pharmaceutically acceptable salt thereof, and any other anti-Parkinson drugs is preferably used for the treating or preventing agent of Parkinson's disease, restless legs syndrome, hyperprolactinemia or the like, especially used for the treating or preventing agent of Parkinson's disease.

[0077]

In a pharmaceutical combination comprising a compound represented by the general formula (I) or a pharmaceutically acceptable salt thereof and other anti-Parkinson drugs, the compounding ratio of medicament can be appropriately determined depending on the age, sex or body weight of the individual patient, the

severity of the disease, administration time, dosage form, administration method, combination of medicaments and the like.

[0078]

The present invention is further illustrated in more detail by way of the following Reference Examples, Examples and Test Examples. However, the present invention is not limited thereto.

EXAMPLES

[0079]

10 Reference example 1-1

Ethyl 1'-methyl-2',3',4',5',7',8'-hexahydro-1'H-spiro[1,3-dioxolane-2,6'-quinoline]-3'-carboxylate

To a mixture of ethyl 2-(bromomethyl)acrylate (20.42g) and toluene (320mL) was added dropwise a mixture of a 40% methylamine-methanol solution (24.1mL) and toluene(80mL) under ice cooling while stirring. The mixture was stirred for 3 minutes. To the mixture was added a mixture of 1,4-cyclohexandione monoethylene ketal (14.00g) and toluene (100mL) under the same conditions. The mixture was refluxed with the Dean-Stark apparatus for 4.5 hours. After cooling to room temperature, the mixture was passed through a layer of Celite (registered mark). The filtrate was concentrated under reduced pressure. The residue was purified by aminopropyl silica gel column chromatography (eluent: 0%-40% ethyl acetate/hexane, gradient elution) to give the title compound (22.92g).

¹H-NMR (CDCl₃) δ ppm: 1.20-1.35 (4H, m), 1.70-1.85 (2H, m), 1.95-2.10 (1H, m), 2.15-2.35 (4H, m), 2.60 (3H, s), 2.75-3.00 (2H, m), 3.10-3.20 (1H, m), 3.85-4.05 (4H, m), 4.15 (2H, q, J=7.1Hz)

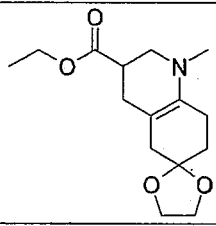
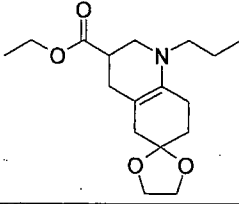
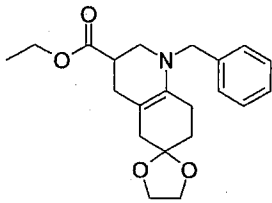
[0080]

Reference examples 1-2 to 1-3 were prepared in a manner similar to those as

described in reference example 1-1 using the corresponding amines instead of methylamine. These were illustrated in Table 1.

[0081]

[Table 1]

Reference example	Strucutre	Reference example	Strucutre
1-1		1-3	
1-2			

5 [0082]

The physical data of reference examples 1-2 to 1-3 were shown below.

[0083]

Reference example 1-2

¹H-NMR (CDCl₃) δ ppm: 1.15-1.35 (4H, m), 1.80-1.90 (2H, m), 1.95-2.10 (1H, m),
 10 2.15-2.50 (5H, m), 2.65-2.80 (1H, m), 2.90-3.00 (1H, m), 3.05-3.20 (1H, m), 3.90-4.20
 (7H, m), 7.20-7.40 (5H, m)

[0084]

Reference example 1-3

¹H-NMR (CDCl₃) δ ppm: 0.86 (3H, t, J=7.4Hz), 1.26 (3H, t, J=7.1Hz), 1.35-1.60 (2H,
 15 m), 1.70-1.90 (2H, m), 1.90-2.05 (1H, m), 2.10-2.40 (5H, m), 2.65-2.90 (3H, m),
 2.90-3.05 (1H, m), 3.15-3.25 (1H, m), 3.90-4.05 (4H, m), 4.14 (2H, q, J=7.1Hz)

[0085]

Reference example 2-1

Ethyl (3'R*,4'aR*,8'aR*)-1'-methyloctahydro-1'H-spiro[1,3-dioxolane-2,6'-quino-

line]-3'-carboxylate

To a mixture of ethyl 1'-methyl-2',3',4',5',7',8'-hexahydro-1'H-spiro[1,3-dioxolane-2,6'-quinoline]-3'-carboxylate(reference example 1-1) (22.92g), tetrahydrofuran (260mL) and methanol (65mL) was added a 4mol/L hydrogen chloride-dioxane solution (21.4mL), followed by sodium cyanoborohydride (6.14g) under ice bath cooling while stirring. The mixture was stirred for 10 minutes. The mixture was concentrated under reduced pressure, added a saturated aqueous solution of sodium bicarbonate, and extracted with ethyl acetate. The separated organic layer was washed with brine, dried over anhydrous magnesium sulfate, and concentrated under reduced pressure. The residue was purified by silica gel column chromatography (eluent: 0%-22% methanol/ethyl acetate, gradient elution) to give the title compound (8.33g). The structure was illustrated in Table 2.

¹H-NMR (CDCl₃) δ ppm: 1.10-1.30 (4H, m), 1.30-1.75 (6H, m), 1.75-1.85 (1H, m), 1.85-2.00 (1H, m), 2.00-2.10 (1H, m), 2.17 (1H, t, J=11.6Hz), 2.30 (3H, s), 2.60-2.75 (1H, m), 3.05-3.15 (1H, m), 3.93 (4H, s), 4.12 (2H, q, J=7.1Hz)

[0086]

Reference examples 2-2 to 2-3 were prepared in a manner similar to those as described in reference example 2-1 using the corresponding enamines instead of ethyl 1'-methyl-2',3',4',5',7',8'-hexahydro-1'H-spiro[1,3-dioxolane-2,6'-quinoline]-3'-carboxylate. These structures were illustrated in Table 2.

[0087]

The physical data of reference examples 2-2 to 2-3 were shown below.

[0088]

Reference example 2-2

¹H-NMR (CDCl₃) δ ppm: 1.15-1.30 (4H, m), 1.35-1.95 (8H, m), 2.05-2.25 (2H, m), 2.50-2.65 (1H, m), 3.00-3.10 (1H, m), 3.25 (1H, d, J=13.9Hz), 3.95 (4H, s), 4.00-4.15 (3H, m), 7.15-7.40 (5H, m)

[0089]

Reference example 2-3

¹H-NMR (CDCl₃) δ ppm: 0.85 (3H, t, J=7.3Hz), 1.17 (1H, dd, J=24.9, 12.5Hz), 1.25
(3H, t, J=7.1Hz), 1.30-1.70 (7H, m), 1.75-1.85 (2H, m), 1.85-1.95 (1H, m), 1.95-2.10
5 (1H, m), 2.31 (1H, t, J=11.4Hz), 2.40-2.55 (1H, m), 2.55-2.70 (2H, m), 3.10-3.20 (1H,
m), 3.93 (4H, s), 4.12 (2H, q, J=7.1Hz)

[0090]

Reference example 2-4

Ethyl (3'R*,4'aR*,8'aR*)-1'-ethyloctahydro-1'H-spiro[1,3-dioxolane-2,6'-quinoli-
10 ne]-3'-carboxylate

To a mixture of ethyl (3'R*,4'aR*,8'aR*)-1'-benzyl-octahydro-1'H-spiro[1,3-di-
oxolane-2,6'-quinoline]-3'-carboxylate (reference example 2-2) (200mg) and ethanol
(4.0mL) was added 10% palladium-carbon (86mg). The mixture was stirred at room
temperature for 12 hours under a hydrogen atmosphere. The mixture was passed
15 through a layer of Celite (registered mark) and the filtrate was concentrated under
reduced pressure to give ethyl (3'R*,4'aR*,8'aR*)octahydro-1'H-spiro[1,3-dioxol-
ane-2,6'-quinoline]-3'-carboxylate (154mg).

¹H-NMR (CDCl₃) δ ppm : 1.25 (3H, t, J=7.1Hz), 1.25-1.55 (4H, m), 1.55-1.70 (2H, m),
1.70-1.85 (2H, m), 1.90-2.00 (1H, m), 2.10-2.20 (1H, m), 2.40-2.55 (1H, m), 2.73 (1H, t,
20 J=12.0Hz), 3.25-3.35 (1H, m), 3.94 (4H, s), 4.12 (2H, q, J=7.1Hz)

[0091]

To a mixture of ethyl (3'R*,4'aR*,8'aR*)octahydro-1'H-spiro[1,3-dioxol-
ane-2,6'-quinoline]-3'-carboxylate (154mg) and *N,N*-dimethylformamide (2.8mL) was
added potassium carbonate (184mg), followed by iodoethane (0.053mL), and the
25 mixture was stirred at room temperature for 18 hours. To the reaction mixture was
added brine, and extracted with ethyl acetate. After the separated organic layer was
dried over anhydrous sodium sulfate, it was concentrated under reduced pressure to give

the title compound (157mg). The structure was illustrated in Table 2.

¹H-NMR (CDCl₃) δ ppm: 0.99 (3H, t, J=7.2Hz), 1.17 (1H, dd, J=24.9, 12.4Hz), 1.25 (3H, t, J=7.1Hz), 1.30-1.50 (2H, m), 1.50-1.75 (3H, m), 1.75-1.95 (3H, m), 2.00-2.10 (1H, m), 2.32 (1H, t, J=11.6Hz), 2.55-2.75 (2H, m), 2.75-2.90 (1H, m), 3.05-3.20 (1H, m), 3.93 (4H, s), 4.12 (2H, q, J=7.2Hz)

[0092]

[Table 2]

Reference example	Structure	Reference example	Structure
2-1		2-3	
2-2		2-4	

The structures of the reference example 2-1 to 2-4 in Table 2 indicate relative configuration.

10 [0093]

Reference example 3

Ethyl (3'R,4'aR,8'aR)-1'-methyloctahydro-1'H-spiro[1,3-dioxolane-2,6'-quinoline]-3'-carboxylate

To ethyl (3'R*,4'aR*,8'aR*)-1'-methyloctahydro-1'H-spiro[1,3-dioxo-
15 lane-2,6'-quinoline]-3'-carboxylate (reference example 2-1) (14.4g) was repeated chromatography using a CHIRALPAK (registered mark) AY-H (Daicel Chemical Industries) column (250mm X 20mm I.D.) with the following condition:

Solvent system; hexane:ethanol:diethylamine = 50:50:0.1 (V/V)

Detection wavelength; 220nm

Flow rate; 5.0mL/min

Column oven temperature; 40°C.

The eluted component of the second peak was collected, and concentrated to give the title compound (6.9g).

5 ¹H-NMR (CDCl₃) δ ppm: 1.10-1.30 (4H, m), 1.30-1.75 (6H, m), 1.75-1.85 (1H, m), 1.85-2.00 (1H, m), 2.00-2.10 (1H, m), 2.17 (1H, t, J=11.6Hz), 2.30 (3H, s), 2.60-2.75 (1H, m), 3.05-3.15 (1H, m), 3.93 (4H, s), 4.12 (2H, q, J=7.1Hz)

[α]_D²⁹ = -11.50° (c=1.06, MeOH)

[0094]

10 Reference example 4-1

(3'R,4'aR,8'aR)-1'-Methyl-N-propyloctahydro-1'H-spiro[1,3-dioxolane-2,6'-quinoline]-3'-carboxamide

To a mixture of ethyl (3'R,4'aR,8'aR)-1'-methyloctahydro-1'H-spiro[1,3-dioxolane-2,6'-quinoline]-3'-carboxylate (reference example 3) (1.995g) and ethanol
 15 (35mL) was added a 5mol/L aqueous solution of sodium hydroxide (7.06mL) while stirring at room temperature. The mixture was heated at 80°C and stirred for 1.5 hours. After cooling in ice bath, it was neutralized by the addition of 6mol/L hydrochloric acid (5.88mL). The mixture was concentrated under reduced pressure to give
 (3'R,4'aR,8'aR)-1'-methyloctahydro-1'H-spiro[1,3-dioxolane-2,6'-quinoline]-3'-carbo-
 20 xylic acid.

To a mixture of (3'R,4'aR,8'aR)-1'-methyloctahydro-1'H-spiro[1,3-dioxolane-2,6'-quinoline]-3'-carboxylic acid, 1-propylamine (0.638mL), triethylamine (2.16mL) and methylene chloride (54mL) was added 1-hydroxybenzotriazole (1.19g), followed by 1-(3-dimethylaminopropyl)-3-ethylcarbodiimide hydrochloride (1.49g)
 25 while stirring at room temperature. The mixture was stirred for 11 hours. The mixture was passed through a layer of Celite (registered mark) and the filtrate was concentrated under reduced pressure. The residue was purified by aminopropyl silica gel column

chromatography (eluent: 0%-5% methanol/ethyl acetate, gradient elution) to give the title compound (1.812g).

$^1\text{H-NMR}$ (CDCl_3) δ ppm: 0.91 (3H, t, $J=7.4\text{Hz}$), 1.25-1.70 (9H, m), 1.70-1.85 (2H, m), 2.00-2.10 (1H, m), 2.20-2.35 (4H, m), 2.40-2.50 (1H, m), 2.90-3.05 (1H, m), 3.15-3.25

5 (2H, m), 3.85-4.00 (4H, m), 5.30-5.50 (1H, m)

$[\alpha]_{\text{D}}^{28} = -8.00^\circ$ ($c=0.30$, MeOH)

[0095]

Reference example 4-4

(3'R,4'aR,8'aR)-N-[(1S)-2,3-Dihydro-1H-inden-1-yl]-1'-methyloctahydro-1'H-spiro-
10 [1,3-dioxolane-2,6'-quinoline]-3'-carboxamide

To a mixture of ethyl (3'R,4'aR,8'aR)-1'-methyl-octahydro-1'H-spiro[1,3-dioxo-
lane-2,6'-quinoline]-3'-carboxylate (reference example 3) (100mg) and ethanol (35mL)
was added a 1mol/L aqueous solution of sodium hydroxide (0.42mL), and the mixture
was stirred at room temperature for 2 hours. The reaction mixture was neutralized by
15 the addition of 1mol/L hydrochloric acid (0.42mL). The mixture was concentrated under
reduced pressure to give (3'R,4'aR,8'aR)-1'-methyloctahydro-1'H-spiro[1,3-dioxo-
lane-2,6'-quinoline]-3'-carboxylic acid.

To a mixture of (3'R,4'aR,8'aR)-1'-methyloctahydro-1'H-spiro[1,3-dioxo-
lane-2,6'-quinoline]-3'-carboxylic acid, (1S)-2,3-dihydro-1H-inden-1-amine (64mg) and
20 methylene chloride (1mL) was added 1-hydroxybenzotriazole (60mg), followed by
1-(3-dimethylaminopropyl)-3-ethylcarbodiimide hydrochloride (85mg) while stirring at
room temperature, and the mixture was stirred for 12 hours. The mixture was passed
through a layer of Celite (registered mark) and the filtrate was concentrated under
reduced pressure. The residue was purified by aminopropyl silica gel column
25 chromatography (eluent: 0%-7% methanol/ethyl acetate, gradient elution) to give the
title compound (105mg).

$^1\text{H-NMR}$ (CDCl_3) δ ppm: 1.30-1.50 (3H, m), 1.50-1.85 (7H, m), 2.00-2.10 (1H, m),

2.25-2.35 (4H, m), 2.45-2.55 (1H, m), 2.55-2.70 (1H, m), 2.80-3.05 (3H, m), 3.90-4.00 (4H, m), 5.45-5.55 (1H, m), 5.55-5.65 (1H, m), 7.20-7.30 (4H, m)

$[\alpha]_D^{29} = -75.00^\circ$ (c=0.21, MeOH)

[0096]

5 After dissolving a mixture of (3'R,4'aR,8'aR)-N-[(1S)-2,3-dihydro-1H-inden-1-yl]-1'-methyloctahydro-1'H-spiro-[1,3-dioxolane-2,6'-quinoline]-3'-carboxamide (reference example 4-4) (3mg) and acetonitrile (1.2mL) by heating at 50°C, it was allowed to remain at room temperature for 6 days to give a single crystal. The absolute configuration of reference example 4-4 was determined by X-ray crystallographic
10 analysis of the obtained single crystal.

[0097]

 By determining the absolute configuration of (3'R,4'aR,8'aR)-N-[(1S)-2,3-dihydro-1H-inden-1-yl]-1'-methyloctahydro-1'H-spiro[1,3-dioxolane-2,6'-quinoline]-3'-carboxamide (reference example 4-4), ethyl (3'R,4'aR,8'aR)-1'-methyloctahydro-1'H-spiro[1,3-dioxolane-2,6'-quinoline]-3'-carboxylate (reference example 3) as its starting
15 material, was demonstrated the same configuration.

[0098]

Reference example 4-5

(3'R*,4'aR*,8'aR*)-1'-Methyl-N-propyloctahydro-1'H-spiro-[1,3-dioxolane-2,6'-quinoline]-3'-carboxamide
20

 To a mixture of ethyl (3'R*,4'aR*,8'aR*)-1'-methyl-octahydro-1'H-spiro-[1,3-dioxolane-2,6'-quinoline]-3'-carboxylate (reference example 2-1) (16.67g) and ethanol (39mL) was added a 5mol/L aqueous solution of sodium hydroxide (58.8mL) under water bath cooling, and the mixture was stirred at the same temperature for 1 hour.
25 After cooling in ice salt bath, it was neutralized by the addition of 6mol/L hydrochloric acid (49mL). The mixture was concentrated under reduced pressure to give (3'R*,4'aR*,8'aR*)-1'-methyloctahydro-1'H-spiro[1,3-dioxolane-2,6'-quinoline]-3'-car-

boxylic acid.

To a mixture of (3'R*,4'aR*,8'aR*)-1'-methyloctahydro-1'H-spiro[1,3-dioxo-
lane-2,6'-quinoline]-3'-carboxylic acid, 1-propylamine (5.32mL), triethylamine
(9.01mL) and methylene chloride (131mL) was added 1-hydroxybenzotriazole (9.9g),
5 followed by 1-(3-dimethylaminopropyl)-3-ethylcarbodiimide hydrochloride (12.4g)
while stirring at room temperature, and the mixture was stirred for 14 hours. The
mixture was passed through a layer of Celite (registered mark) and the filtrate was
washed with a 1mol/L aqueous solution of sodium hydroxide, dried over anhydrous
sodium sulfate, and concentrated under reduced pressure. The residue was purified by
10 aminopropyl silica gel column chromatography (eluent: 0%-5% methanol/ethyl acetate,
gradient elution) to give the title compound (16.18g).

¹H-NMR (CDCl₃) δ ppm: 0.91 (3H, t, J=7.6Hz), 1.25-1.90 (11H, m), 2.00-2.15 (1H, m),
2.20-2.35 (4H, m), 2.35-2.50 (1H, m), 2.90-3.05 (1H, m), 3.15-3.25 (2H, m), 3.85-4.00
(4H, m), 5.35-5.50 (1H, m)

15 [0099]

Reference examples 4-2 to 4-3 and reference examples 4-6 to 4-33 were
prepared in a manner similar to those as described in reference example 4-1 or reference
example 4-5 using the corresponding decahydroquinoline-3-carboxylate esters and
amines instead of ethyl (3'R,4'aR,8'aR)-1'-methyloctahydro-1'H-spiro[1,3-dioxola-
20 ne-2,6'-quinoline]-3'-carboxylate and 1-propylamine. These were illustrated in Table 3.

[0100]

[Table 3]

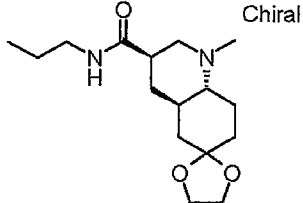
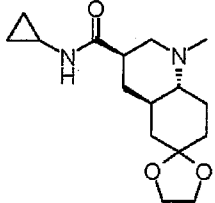
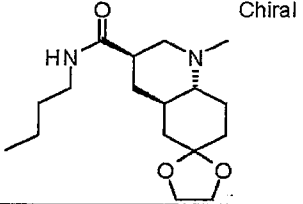
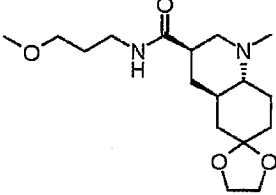
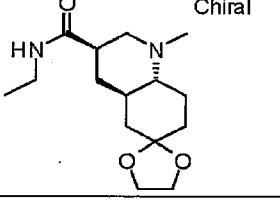
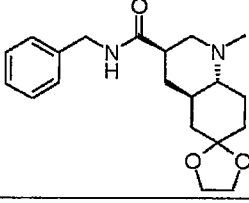
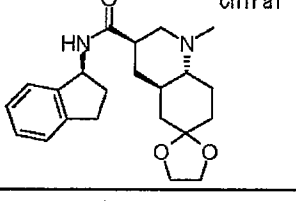
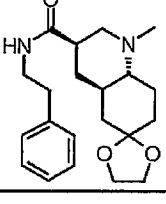
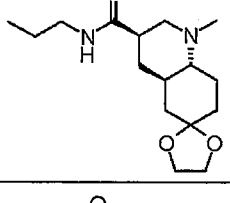
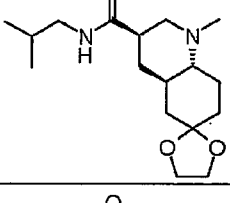
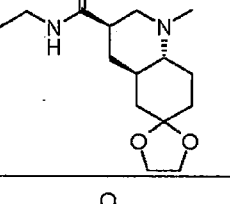
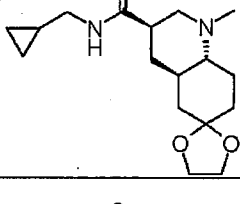
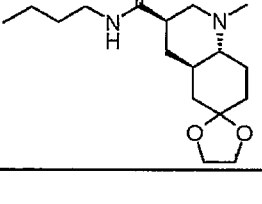
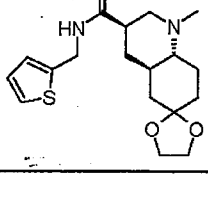
Reference example	Structure	Reference example	Structure
4-1	 Chiral	4-8	
4-2	 Chiral	4-9	
4-3	 Chiral	4-10	
4-4	 Chiral	4-11	
4-5		4-12	
4-6		4-13	
4-7		4-14	

Table 3 (continued)

Reference example	Structure	Reference example	Structure
4-15		4-22	
4-16		4-23	
4-17		4-24	
4-18		4-25	
4-19		4-26	
4-20		4-27	
4-21		4-28	

Table 3 (continued)

Reference example	Structure	Reference example	Structure
4-29		4-32	
4-30		4-33	
4-31			

The structures of the reference example 4-1 to 4-4 and 4-33 in Table 3 indicate absolute configuration, and the structures of the reference example 4-5 to 4-32 in Table 3 indicate relative configuration.

5 [0101]

The physical data of reference examples 4-2 to 4-3 and reference examples 4-6 to 4-33 were shown below.

[0102]

Reference example 4-2

- 10 $^1\text{H-NMR}$ (CDCl_3) δ ppm: 0.92 (3H, t, $J=8\text{Hz}$), 1.20-1.90 (11H, m), 2.00-2.15 (1H, m), 2.20-2.50 (6H, m), 2.90-3.05 (1H, m), 3.15-3.35 (3H, m), 3.85-4.00 (4H, m), 5.30-5.50 (1H, m)

[0103]

Reference example 4-3

- 15 $^1\text{H-NMR}$ (CDCl_3) δ ppm: 1.13 (3H, t, $J=7.2\text{Hz}$), 1.25-1.90 (9H, m), 2.00-2.10 (1H, m), 2.20-2.35 (4H, m), 2.35-2.50 (1H, m), 2.90-3.10 (1H, m), 3.20-3.40 (2H, m), 3.85-4.00

(4H, m), 5.39 (1H, brs)

$[\alpha]_D^{27} = -20.25^\circ$ (c=0.32, MeOH)

[0104]

Reference example 4-6

- 5 $^1\text{H-NMR}$ (CDCl_3) δ ppm: 1.08-1.17 (3H, m), 1.20-1.90 (9H, m), 2.00-2.10 (1H, m), 2.20-2.35 (4H, m), 2.38-2.50 (1H, m), 2.90-3.10 (1H, m), 3.20-3.41 (2H, m), 3.93 (4H, s), 5.38 (1H, brs)

[0105]

Reference example 4-7

- 10 $^1\text{H-NMR}$ (CDCl_3) δ ppm: 0.92 (3H, t, $J=8\text{Hz}$), 1.20-1.90 (11H, m), 2.00-2.15 (1H, m), 2.20-2.50 (6H, m), 2.90-3.05 (1H, m), 3.15-3.35 (3H, m), 3.85-4.00 (4H, m), 5.30-5.50 (1H, m)

[0106]

Reference example 4-8

- 15 MS(ESI, m/z):295(M+H)⁺

[0107]

Reference example 4-9

- $^1\text{H-NMR}$ (CDCl_3) δ ppm: 1.21-1.87 (11H, m), 2.01-2.10 (1H, m), 2.19-2.33 (4H, m), 2.39-2.51 (1H, m), 2.92-3.04 (1H, m), 3.28-3.40 (5H, m), 3.44-3.51 (2H, m), 3.93 (4H, s), 6.14 (1H, brs)

[0108]

Reference example 4-10

- $^1\text{H-NMR}$ (CDCl_3) δ ppm: 1.30-1.90 (8H, m), 2.00-2.10 (1H, m), 2.25-2.40 (4H, m), 2.40-2.60 (1H, m), 2.95-3.10 (1H, m), 3.10-3.30 (1H, m), 3.85-4.00 (4H, m), 4.30-4.55 (2H, m), 5.65-5.80 (1H, m), 7.20-7.40 (5H, m)

[0109]

Reference example 4-11

MS(ESI, m/z):359(M+H)+

[0110]

Reference example 4-12

¹H-NMR (CDCl₃) δ ppm: 0.90 (6H, d, J=6.8Hz), 1.25-1.46 (3H, m), 1.48-1.85 (7H, m),
5 2.00-2.15 (1H, m), 2.20-2.35 (4H, m), 2.40-2.54 (1H, m), 2.90-3.03 (1H, m), 3.03-3.12
(2H, m), 3.90-3.98 (4H, m), 5.35-5.55 (1H, m)

[0111]

Reference example 4-13

¹H-NMR (CDCl₃) δ ppm: 0.10-0.25 (2H, m), 0.40-0.60 (2H, m), 0.85-1.00 (1H, m),
10 1.20-1.90 (9H, m), 1.95-2.15 (1H, m), 2.20-2.35 (4H, m), 2.40-2.55 (1H, m), 2.90-3.05
(1H, m), 3.05-3.20 (2H, m), 3.80-4.00 (4H, m), 5.40-5.60 (1H, m)

[0112]

Reference example 4-14

¹H-NMR (CDCl₃) δ ppm: 1.25-1.45 (3H, m), 1.45-1.70 (4H, m), 1.70-1.85 (2H, m),
15 2.00-2.10 (1H, m), 2.25-2.35 (4H, m), 2.40-2.55 (1H, m), 2.95-3.05 (1H, m), 3.90-4.00
(4H, m), 4.50-4.70 (2H, m), 5.75-5.90 (1H, m), 6.90-7.00 (2H, m), 7.20-7.25 (1H, m)

[0113]

Reference example 4-15

¹H-NMR (CDCl₃) δ ppm: 1.30-1.50 (3H, m), 1.50-1.70 (4H, m), 1.75-1.85 (2H, m),
20 2.00-2.10 (1H, m), 2.25-2.35 (4H, m), 2.50-2.65 (1H, m), 3.00-3.10 (1H, m), 3.90-4.00
(4H, m), 4.75 (2H, ddd, J=18.4, 16.3, 5.6Hz), 6.25-6.35 (1H, m), 7.30 (1H, d, J=3.3Hz),
7.71 (1H, d, J=3.3Hz)

[0114]

Reference example 4-16

¹H-NMR (CDCl₃) δ ppm: 1.20-1.90 (9H, m), 2.00-2.10 (1H, m), 2.20-2.40 (4H, m),
25 2.40-2.60 (1H, m), 2.90-3.10 (1H, m), 3.80-4.00 (6H, m), 5.00-5.30 (2H, m), 5.40-5.60
(1H, brs), 5.70-6.00 (1H, m)

[0115]

Reference example 4-17

$^1\text{H-NMR}$ (CDCl_3) δ ppm: 0.89 (3H, t, $J=7.0\text{Hz}$), 1.20-1.70 (12H, m), 1.70-1.85 (3H, m),
2.00-2.10 (1H, m), 2.20-2.35 (4H, m), 2.40-2.50 (1H, m), 2.90-3.05 (1H, m), 3.15-3.30
5 (2H, m), 3.85-4.00 (4H, m), 5.35-5.50 (1H, m)

[0116]

Reference example 4-18

$^1\text{H-NMR}$ (CDCl_3) δ ppm: 0.80 (2H, m), 1.05-1.90 (18H, m), 2.00-2.10 (1H, m),
2.20-2.35 (4H, m), 2.40-2.55 (1H, m), 2.90-3.15 (3H, m), 3.85-4.00 (4H, m), 5.35-5.55
10 (1H, m)

[0117]

Reference example 4-19

$^1\text{H-NMR}$ (CDCl_3) δ ppm: 1.20-1.90 (9H, m), 2.00-2.10 (1H, m), 2.20-2.40 (7H, m),
2.40-2.60 (1H, m), 2.90-3.10 (1H, m), 3.80-4.00 (4H, m), 4.30-4.50 (2H, m), 5.40-5.60
15 (1H, m), 7.10-7.30 (4H, m)

[0118]

Reference example 4-20

$^1\text{H-NMR}$ (CDCl_3) δ ppm: 0.91 (6H, d, $J=6.6\text{Hz}$), 1.20-1.70 (10H, m), 1.70-1.85 (2H, m),
2.00-2.15 (1H, m), 2.20-2.35 (4H, m), 2.35-2.55 (1H, m), 2.90-3.05 (1H, m), 3.20-3.30
20 (2H, m), 3.85-4.00 (4H, m), 5.30-5.45 (1H, m)

[0119]

Reference example 4-21

$^1\text{H-NMR}$ (CDCl_3) δ ppm: 1.20 (3H, t, $J=7.0\text{Hz}$), 1.25-1.90 (9H, m), 2.00-2.10 (1H, m),
2.20-2.35 (4H, m), 2.40-2.55 (1H, m), 2.95-3.05 (1H, m), 3.35-3.55 (6H, m), 3.85-4.00
25 (4H, m), 5.75-5.95 (1H, m)

[0120]

Reference example 4-22

$^1\text{H-NMR}$ (CDCl_3) δ ppm: 1.20-1.46 (3H, m), 1.46-1.90 (6H, m), 2.00-2.15 (1H, m),
2.15-2.55 (7H, m), 2.90-3.05 (1H, m), 3.50 (2H, q, $J=6.4\text{Hz}$), 3.85-4.00 (4H, m),
5.65-5.80 (1H, m)

[0121]

5 Reference example 4-23

$^1\text{H-NMR}$ (CDCl_3) δ ppm: 1.15-1.90 (11H, m), 2.00-2.10 (1H, m), 2.22 (1H, t,
 $J=11.2\text{Hz}$), 2.28 (3H, s), 2.33-2.46 (1H, m), 2.64 (2H, t, $J=7.2\text{Hz}$), 2.85-3.00 (1H, m),
3.28 (2H, q, $J=6.8\text{Hz}$), 3.85-4.05 (4H, m), 5.30-5.50 (1H, m), 7.14-7.24 (3H, m),
7.24-7.34 (2H, m)

10 [0122]

Reference example 4-24

$^1\text{H-NMR}$ (CDCl_3) δ ppm: 0.89 (9H, s), 1.25-1.85 (9H, m), 2.00-2.15 (1H, m), 2.20-2.35
(4H, m), 2.40-2.55 (1H, m), 2.90-3.05 (1H, m), 3.05 (2H, d, $J=6.3\text{Hz}$), 3.94 (4H, s),
5.35-5.50 (1H, m)

15 [0123]

Reference example 4-25

$^1\text{H-NMR}$ (CDCl_3) δ ppm: 1.25-1.47 (3H, m), 1.47-1.70 (4H, m), 1.70-1.90 (4H, m),
2.00-2.20 (3H, m), 2.20-2.35 (4H, m), 2.40-2.55 (1H, m), 2.90-3.05 (1H, m), 3.25-3.40
(2H, m), 3.85-4.00 (4H, m), 5.50-5.75 (1H, m)

20 [0124]

Reference example 4-26

MS(ESI, m/z):313(M+H)⁺

[0125]

Reference example 4-27

25 $^1\text{H-NMR}$ (CDCl_3) δ ppm: 1.25-1.70 (7H, m), 1.70-1.85 (2H, m), 2.00-2.10 (1H, m),
2.20-2.35 (4H, m), 2.40-2.55 (1H, m), 2.80 (3H, d, $J=4.8\text{Hz}$), 2.90-3.05 (1H, m),
3.90-4.00 (4H, m), 5.35-5.50 (1H, m)

[0126]

Reference example 4-28

$^1\text{H-NMR}$ (CDCl_3) δ ppm: 0.89 (3H, t, $J=7.3\text{Hz}$), 1.19-1.77 (11H, m), 1.78-1.93 (2H, m),
2.13-2.24 (2H, m), 2.27-2.39 (1H, m), 2.87-2.97 (1H, m), 3.06-3.25 (3H, m), 3.88-4.01
5 (4H, m), 4.04-4.13 (1H, m), 5.20-5.36 (1H, m), 7.17-7.36 (5H, m)

[0127]

Reference example 4-29

MS(ESI, m/z):311(M+H)⁺

[0128]

10 Reference example 4-30

$^1\text{H-NMR}$ (CDCl_3) δ ppm: 0.90-1.05 (3H, m), 1.05-1.20 (3H, m), 1.25-1.50 (3H, m),
1.50-1.90 (6H, m), 2.00-2.10 (1H, m), 2.30-2.50 (2H, m), 2.60-2.90 (2H, m), 2.95-3.05
(1H, m), 3.20-3.35 (2H, m), 3.85-4.00 (4H, m), 5.41 (1H, brs)

[0129]

15 Reference example 4-31

$^1\text{H-NMR}$ (CDCl_3) δ ppm: 0.86(3H, t, $J=7.4\text{Hz}$), 1.20-1.95 (11H, m), 2.10-2.25 (2H, m),
2.25-2.40 (1H, m), 2.90-3.00 (1H, m), 3.05-3.25 (3H, m), 3.90-4.00 (4H, m), 4.10 (1H,
d, $J=13.8\text{Hz}$), 5.25-5.40 (1H, m), 7.15-7.35 (5H, m)

[0130]

20 Reference example 4-32

$^1\text{H-NMR}$ (CDCl_3) δ ppm: 1.07 (3H, t, $J=7.3\text{Hz}$), 1.25-1.78 (7H, m), 1.79-1.93 (2H, m),
2.13-2.25 (2H, m), 2.27-2.39 (1H, m), 2.88-2.99 (1H, m), 3.10-3.31 (3H, m), 3.87-4.00
(4H, m), 4.05-4.15 (1H, m), 5.17-5.39 (1H, m), 7.16-7.36 (5H, m)

[0131]

25 Reference example 4-33

$^1\text{H-NMR}$ (CDCl_3) δ ppm: 0.10-0.25 (2H, m), 0.40-0.60 (2H, m), 0.80-1.00 (1H, m),
1.20-1.48 (3H, m), 1.48-1.70 (4H, m), 1.70-1.90 (2H, m), 2.00-2.15 (1H, m), 2.20-2.35

(4H, m), 2.40-2.55 (1H, m), 2.90-3.05 (1H, m), 3.05-3.14 (2H, m), 3.90-4.00 (4H, m),
5.49 (1H, brs)

$[\alpha]_D^{27} = -18.52^\circ$ (c=0.30, MeOH)

[0132]

5 Reference example 5-1

(3'R,4'aR,8'aR)-1'-Methyl-N-[2-(pyrrolidin-1-yl)ethyl]octa-hydro-1'H-spiro[1,3-dioxo-
lane-2,6'-quinoline]-3'-carboxamide

A mixture of ethyl (3'R,4'aR,8'aR)-1'-methyloctahydro-1'H-spiro[1,3-dioxo-
lane-2,6'-quinoline]-3'-carboxylate (reference example 3) (100mg) and 1-(2-amino-
10 ethyl)pyrrolidine (0.22mL) was stirred under microwave irradiation to 210°C for 12
hours. The mixture was purified by aminopropyl silica gel column chromatography
(eluent: 0%-10% methanol/ethyl acetate, gradient elution) to give the title compound
(73mg).

¹H-NMR (CDCl₃) δ ppm: 1.24-1.46 (3H, m), 1.48-1.70 (4H, m), 1.70-1.86 (6H, m),
15 2.01-2.11 (1H, m), 2.23-2.33 (1H, m), 2.29 (3H, s), 2.43-2.53 (5H, m), 2.53-2.60 (2H,
m), 2.94-3.01 (1H, m), 3.28-3.37 (2H, m), 3.90-3.97 (4H, m), 6.05-6.18 (1H, m)

[0133]

Reference example 5-2

(3'R*,4'aR*,8'aR*)-N-[3-(Dimethylamino)propyl]-1'-methyl-octahydro-1'H-spiro-
20 [1,3-dioxolane-2,6'-quinoline]-3'-carboxamide

A mixture of ethyl (3'R*,4'aR*,8'aR*)-1'-methyloctahydro-1'H-spiro[1,3-di-
oxolane-2,6'-quinoline]-3'-carboxylate (reference example 2-1) (2.053g) and
(3-aminopropyl)dimethylamine (4.44mL) was stirred under microwave irradiation to
210°C for 10 hours. The mixture was purified by aminopropyl silica gel column
25 chromatography (eluent: 0%-10% methanol/ethyl acetate, gradient elution) to give the
title compound (2.557g).

¹H-NMR (CDCl₃) δ ppm: 1.20-1.90 (11H, m), 2.00-2.15 (1H, m), 2.15-2.55 (13H, m),

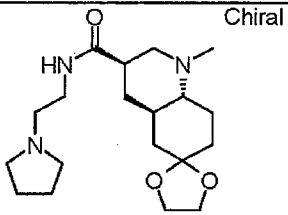
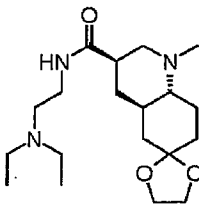
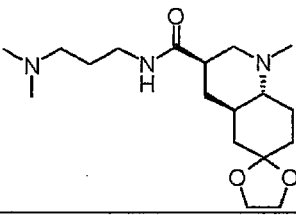
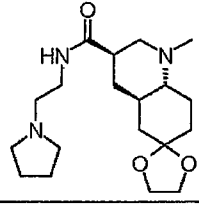
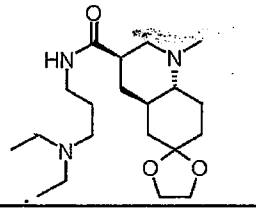
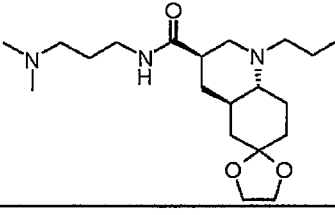
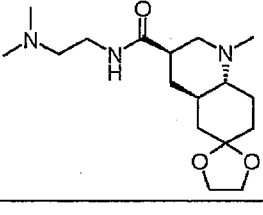
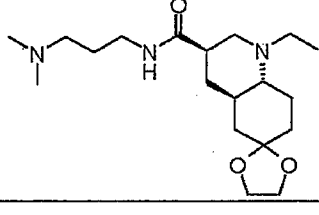
2.95-3.05 (1H, m), 3.25-3.40 (2H, m), 3.85-4.00 (4H, m), 7.35-7.50 (1H, m)

[0134]

Reference examples 5-3 to 5-8 were prepared in a manner similar to those as described in reference example 5-2 using the corresponding decahydroquinoline-3-carboxylate esters and amines instead of ethyl (3'R*,4'aR*,8'aR*)-1'-methyloctahydro-1'H-spiro[1,3-dioxolane-2,6'-quinoline]-3'-carboxylate (reference example 2-1) and (3-aminopropyl)dimethylamine. These were illustrated in Table 4.

[0135]

[Table 4]

Reference example	Structure	Reference example	Structure
5-1		5-5	
5-2		5-6	
5-3		5-7	
5-4		5-8	

10

The structure of the reference example 5-1 in Table 4 indicates absolute configuration, and the structures of the reference example 5-2 to 5-8 in Table 4 indicate relative configuration.

[0136]

The physical data of reference examples 5-3 to 5-8 were shown below.

[0137]

Reference example 5-3

5 MS(ESI, m/z):368(M+H)+

[0138]

Reference example 5-4

¹H-NMR (CDCl₃) δ ppm: 1.20-1.90 (8H, m), 2.00-2.10 (1H, m), 2.15-2.35 (11H, m),
2.38 (2H, t, J=6.4Hz), 2.42-2.55 (1H, m), 2.90-3.05 (1H, m), 3.20-3.35 (2H, m),

10 3.90-4.01 (4H, m), 6.00-6.15 (1H, m)

[0139]

Reference example 5-5

MS(ESI, m/z):354(M+H)+

[0140]

15 Reference example 5-6

¹H-NMR (CDCl₃) δ ppm: 1.24-1.87 (13H, m), 2.01-2.11 (1H, m), 2.22-2.35 (1H, m),
2.29 (3H, s), 2.41-2.62 (7H, m), 2.94-3.02 (1H, m), 3.27-3.37 (2H, m), 3.89-3.98 (4H,
m), 6.05-6.18 (1H, m)

[0141]

20 Reference example 5-7

¹H-NMR (CDCl₃) δ ppm: 0.84 (3H, t, J=7.3Hz), 1.20-1.70 (9H, m), 1.70-1.90 (3H, m),
1.95-2.10 (1H, m), 2.20-2.25 (7H, m), 2.30-2.55 (5H, m), 2.55-2.70 (1H, m), 3.00-3.10
(1H, m), 3.25-3.40 (2H, m), 3.85-4.00 (4H, m), 7.35-7.45 (1H, m)

[0142]

25 Reference example 5-8

¹H-NMR (CDCl₃) δ ppm: 0.98 (3H, t, J=7.1Hz), 1.20-1.50 (3H, m), 1.50-1.70 (4H, m),
1.70-1.90 (3H, m), 2.00-2.10 (1H, m), 2.15-2.30 (7H, m), 2.30-2.50 (4H, m), 2.60-2.75

(1H, m), 2.75-2.90 (1H, m), 3.00-3.10 (1H, m), 3.25-3.40 (2H, m), 3.85-4.00 (4H, m),
7.30-7.45 (1H, m)

[0143]

Reference example 6-1

- 5 Phenyl N-{[(3'R,4'aR,8'aR)-1'-methyloctahydro-1'H-spiro[1,3-dioxolane-2,6'-quino-
lin]-3'-yl]carbonyl}-N-propylcarbamate

To a mixture of (3'R,4'aR,8'aR)-1'-methyl-N-propyloctahydro-1'H-spiro-
[1,3-dioxolane-2,6'-quinoline]-3'-carboxamide (reference example 4-1) (1.816g) and
tetrahydrofuran (31 mL) was added a 1mol/L sodium hexamethyldisilazide-tetra-
10 hydrofuran solution (7.97mL) at -42°C. After stirring at the same temperature for 20
minutes, phenyl chloroformate (0.999mL) was added to the mixture, and then stirred for
1.5 hours. After warming to room temperature, water and ethyl acetate were added. The
separated organic layer was dried over anhydrous magnesium sulfate, and concentrated
under reduced pressure. The residue was purified by silica gel column chromatography
15 (eluent: 0%-15% methanol/ethyl acetate, gradient elution) to give the title compound
(2.402g).

¹H-NMR (CDCl₃) δ ppm: 0.95 (3H, t, J=7.5Hz), 1.15-1.50 (3H, m), 1.50-1.85 (7H, m),
1.90-2.10 (2H, m), 2.29 (3H, s), 2.38 (1H, t, J=11.3Hz), 2.95-3.05 (1H, m), 3.65-3.80
(1H, m), 3.80-3.95 (6H, m), 7.10-7.20 (2H, m), 7.25-7.35 (1H, m), 7.35-7.50 (2H, m)

20 [0144]

Reference example 6-5

Phenyl N-{[(3'R*,4'aR*,8'aR*)-1'-methyloctahydro-1'H-spiro-[1,3-dioxolane-2,6'-quino-
olin]-3'-yl]carbonyl}-N-propylcarbamate

To a mixture of (3'R*,4'aR*,8'aR*)-1'-methyl-N-propyloctahydro-1'H-spiro-
25 [1,3-dioxolane-2,6'-quinoline]-3'-carboxamide (reference example 4-5) (539mg) and
tetrahydrofuran (3.6mL) was added a 1mol/L sodium hexamethyldisilazide-tetra-
hydrofuran solution (2.4mL) at -20°C. After stirring at the same temperature for 20

minutes, phenyl chloroformate (0.298mL) was added to the mixture, and then stirred for 1 hour. After warming to room temperature, water and ethyl acetate were added. The separated organic layer was dried over anhydrous sodium sulfate, and concentrated under reduced pressure. The residue was purified by silica gel column chromatography (eluent: 0%-9% methanol/ethyl acetate, gradient elution) to give the title compound (622mg).

¹H-NMR (CDCl₃) δ ppm: 0.95 (3H, t, J=7.6Hz), 1.10-1.50 (3H, m), 1.50-1.85 (7H, m), 1.85-2.10 (2H, m), 2.28 (3H, s), 2.38 (1H, t, J=10.8Hz), 2.90-3.10 (1H, m), 3.65-4.00 (7H, m), 7.10-7.20 (2H, m), 7.20-7.35 (1H, m), 7.35-7.50 (2H, m)

10 [0145]

Reference examples 6-2 to 6-4 and reference examples 6-6 to 6-40 were prepared in a manner similar to those as described in reference example 6-1 or reference example 6-5 using the corresponding amides and aryl chloroformates instead of (3'R,4'aR,8'aR)-1'-methyl-N-propyloctahydro-1'H-spiro[1,3-dioxolane-2,6'-quinoline]-3'-carboxamide and phenyl chloroformate. These were illustrated in Table 5.

15 [0146]

[Table 5]

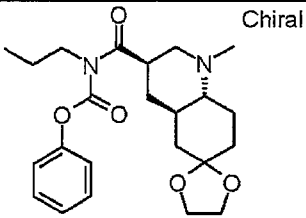
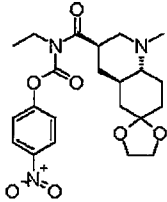
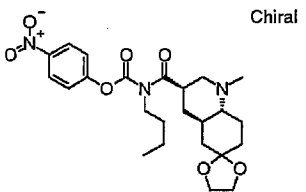
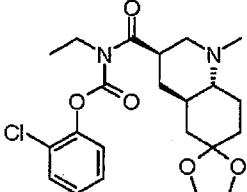
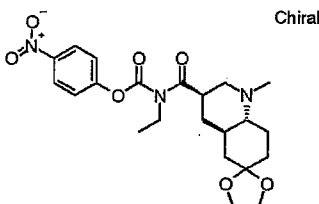
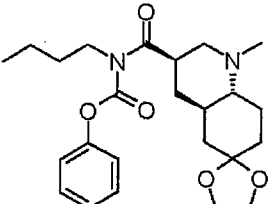
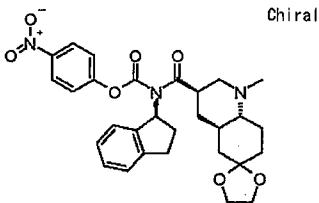
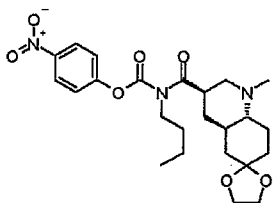
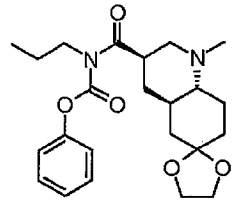
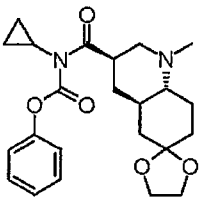
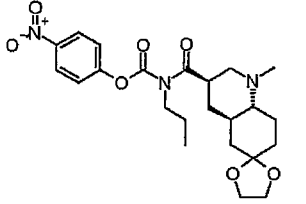
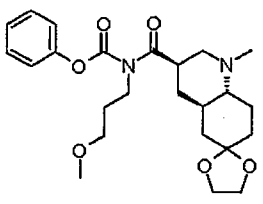
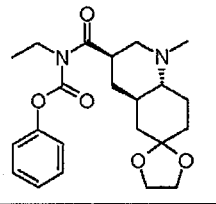
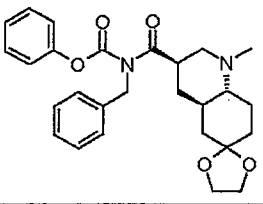
Reference example	Structure	Reference example	Structure
6-1	 <p>Chiral</p>	6-8	
6-2	 <p>Chiral</p>	6-9	
6-3	 <p>Chiral</p>	6-10	
6-4	 <p>Chiral</p>	6-11	
6-5		6-12	
6-6		6-13	
6-7		6-14	

Table 5 (continued)

Reference example	Structure	Reference example	Structure
6-15		6-22	
6-16		6-23	
6-17		6-24	
6-18		6-25	
6-19		6-26	
6-20		6-27	
6-21		6-28	

Table 5 (continued)

Reference example	Structure	Reference example	Structure
6-29		6-35	
6-30		6-36	
6-31		6-37	
6-32		6-38	
6-33		6-39	
6-34		6-40	

The structures of the reference example 6-1 to 6-4 and 6-39 to 6-40 in Table 5 indicate absolute configuration, and the structures of the reference example 6-5 to 6-38

in Table 5 indicate relative configuration.

[0147]

The physical data of reference examples 6-2 to 6-4 and reference examples 6-6 to 6-8 were shown below.

5 [0148]

Reference example 6-2

$^1\text{H-NMR}$ (CDCl_3) δ ppm: 0.96 (3H, t, $J=7.2\text{Hz}$), 1.20-1.90 (11H, m), 2.00-2.15 (2H, m), 2.20-2.40 (4H, m), 2.95-3.10 (1H, m), 3.65-3.80 (1H, m), 3.80-4.00 (6H, m), 7.30-7.40 (2H, m), 8.25-8.35 (2H, m)

10 [0149]

Reference example 6-3

MS(ESI, m/z):448(M+H) $^+$

[0150]

Reference example 6-4

15 MS(ESI, m/z):536(M+H) $^+$

[0151]

Reference example 6-6

MS(ESI, m/z):462(M+H) $^+$

[0152]

20 Reference example 6-7

$^1\text{H-NMR}$ (CDCl_3) δ ppm: 1.10-1.50 (6H, m), 1.50-1.85 (5H, m), 1.85-2.10 (2H, m), 2.29 (3H, s), 2.38 (1H, t, $J=11.2\text{Hz}$), 2.90-3.05 (1H, m), 3.65-3.85 (1H, m), 3.85-4.00 (6H, m), 7.12-7.20 (2H, m), 7.25-7.32 (1H, m), 7.38-7.46 (2H, m)

[0153]

25 Reference example 6-8

$^1\text{H-NMR}$ (CDCl_3) δ ppm: 1.20-1.75 (10H, m), 1.75-1.85 (1H, m), 1.85-1.95 (1H, m), 1.95-2.10 (1H, m), 2.30 (3H, s), 2.37 (1H, t, $J=11.2\text{Hz}$), 2.95-3.05 (1H, m), 3.65-3.80

(1H, m), 3.85-4.00 (6H, m), 7.30-7.40 (2H, m), 8.25-8.35 (2H, m)

[0154]

Reference example 6-9

¹H-NMR (CDCl₃) δ ppm: 1.15-1.50 (6H, m), 1.50-1.85 (5H, m), 1.90-2.10 (2H, m),
5 2.29 (3H, s), 2.38 (1H, t, J=11.3Hz), 2.85-3.10 (1H, m), 3.70-3.85 (1H, m), 3.85-3.95
(4H, m), 3.97 (2H, q, J=7.1Hz), 7.20-7.30 (2H, m), 7.30-7.40 (1H, m), 7.45-7.50 (1H,
m)

[0155]

Reference example 6-10

10 ¹H-NMR (CDCl₃) δ ppm: 0.95 (3H, t, J=7.2Hz), 1.15-1.50 (6H, m), 1.50-1.88 (6H, m),
1.88-2.10 (2H, m), 2.29 (3H, s), 2.38 (1H, t, J=11.2Hz), 2.95-3.05 (1H, m), 3.65-3.80
(1H, m), 3.80-4.00 (6H, m), 7.12-7.18 (2H, m), 7.26-7.32 (1H, m), 7.38-7.46 (2H, m)

[0156]

Reference example 6-11

15 ¹H-NMR (CDCl₃) δ ppm: 0.96 (3H, t, J=7.3Hz), 1.20-1.50 (6H, m), 1.50-1.75 (5H, m),
1.75-1.85 (1H, m), 1.85-1.95 (1H, m), 1.95-2.10 (1H, m), 2.30 (3H, s), 2.37 (1H, t,
J=11.2Hz), 2.95-3.10 (1H, m), 3.65-3.80 (1H, m), 3.80-3.95 (6H, m), 7.30-7.40 (2H, m),
8.25-8.35 (2H, m)

[0157]

20 Reference example 6-12

MS(ESI, m/z):415(M+H)+

[0158]

Reference example 6-13

MS(ESI, m/z):447(M+H)+

25 [0159]

Reference example 6-14

MS(ESI, m/z):465(M+H)+

[0160]

Reference example 6-15

$^1\text{H-NMR}$ (CDCl_3) δ ppm: 1.20-1.50 (4H, m), 1.50-1.70 (2H, m), 1.75-1.85 (1H, m),
1.95-2.10 (1H, m), 2.20-2.40 (4H, m), 2.80-3.20 (6H, m), 3.75-4.00 (6H, m), 6.95-7.05

5 (2H, m), 7.15-7.35 (6H, m), 7.35-7.45 (2H, m)

[0161]

Reference example 6-16

MS(ESI, m/z):431(M+H)+

[0162]

10 Reference example 6-17

$^1\text{H-NMR}$ (CDCl_3) δ ppm: 0.30-0.40 (2H, m), 0.45-0.60 (2H, m), 1.15-1.50 (4H, m),
1.50-1.85 (5H, m), 1.90-2.10 (2H, m), 2.29(3H, s), 2.38 (1H, t, $J=11.2\text{Hz}$), 2.95-3.10
(1H, m), 3.70-3.85 (3H, m), 3.85-3.95 (4H, m), 7.10-7.20 (2H, m), 7.25-7.35 (1H, m),
7.35-7.50 (2H, m)

15 [0163]

Reference example 6-18

MS(ESI, m/z):471(M+H)+

[0164]

Reference example 6-19

20 $^1\text{H-NMR}$ (CDCl_3) δ ppm: 1.20-1.50 (3H, m), 1.50-1.85 (5H, m), 1.95-2.10 (2H, m),
2.30 (3H, s), 2.42 (1H, t, $J=11.2\text{Hz}$), 3.00-3.15 (1H, m), 3.80-4.00 (5H, m), 5.41 (2H, dd,
 $J=17.3, 16.0\text{Hz}$), 7.05-7.10 (2H, m), 7.20-7.30 (1H, m), 7.31 (1H, d, $J=3.3\text{Hz}$),
7.35-7.45 (2H, m), 7.75 (1H, d, $J=3.3\text{Hz}$)

[0165]

25 Reference example 6-20

MS(ESI, m/z):415(M+H)+

[0166]

Reference example 6-21

MS(ESI, m/z):445(M+H)+

[0167]

Reference example 6-22

5 MS(ESI, m/z):471(M+H)+

[0168]

Reference example 6-23

MS(ESI, m/z):479(M+H)+

[0169]

10 Reference example 6-24

MS(ESI, m/z):445(M+H)+

[0170]

Reference example 6-25

MS(ESI, m/z):447(M+H)+

15 [0171]

Reference example 6-26

¹H-NMR (CDCl₃) δ ppm: 1.16 (3H, t, J=7.0Hz), 1.20-1.50 (3H, m), 1.50-1.75 (4H, m),
1.75-1.85 (1H, m), 1.85-2.10 (2H, m), 2.30 (3H, s), 2.37 (1H, t, J=11.2Hz), 3.00-3.10
(1H, m), 3.45-3.55 (2H, m), 3.55-3.75 (3H, m), 3.85-3.95 (4H, m), 4.05-4.15 (2H, m),

20 7.30-7.40 (2H, m), 8.25-8.35 (2H, m)

[0172]

Reference example 6-27

¹H-NMR (CDCl₃) δ ppm: 1.10-1.50 (3H, m), 1.50-1.85 (5H, m), 1.85-2.10 (2H, m),
2.29 (3H, s), 2.33-2.42 (1H, m), 2.42-2.55 (2H, m), 2.95-3.05 (1H, m), 3.70-3.85 (1H,
25 m), 3.85-4.00 (4H, m), 4.10-4.25 (2H, m), 7.10-7.20 (2H, m), 7.25-7.35 (1H, m),
7.40-7.50 (2H, m)

[0173]

Reference example 6-28

$^1\text{H-NMR}$ (CDCl_3) δ ppm: 1.10-1.50 (3H, m), 1.50-1.85 (5H, m), 1.85-2.10 (4H, m),
2.28 (3H, s), 2.37 (1H, t, $J=9.2\text{Hz}$), 2.68 (2H, t, $J=6.4\text{Hz}$), 2.95-3.05 (1H, m), 3.70-3.80
(1H, m), 3.85-3.95 (6H, m), 7.08-7.14 (2H, m), 7.14-7.22 (3H, m), 7.24-7.32 (3H, m),

5 7.38-7.46 (2H, m)

[0174]

Reference example 6-29

MS(ESI, m/z):490(M+H)⁺

[0175]

10 Reference example 6-30

MS(ESI, m/z):485(M+H)⁺

[0176]

Reference example 6-31

MS(ESI, m/z):433(M+H)⁺

15 [0177]

Reference example 6-32

$^1\text{H-NMR}$ (CDCl_3) δ ppm: 1.20-1.50 (3H, m), 1.50-1.75 (4H, m), 1.75-1.85 (1H, m),
1.85-2.10 (2H, m), 2.30 (3H, s), 2.37 (1H, t, $J=11.3\text{Hz}$), 3.00-3.10 (1H, m), 3.35 (3H, s),
3.58 (2H, t, $J=5.4\text{Hz}$), 3.60-3.75 (1H, m), 3.85-3.95 (4H, m), 4.05-4.15 (2H, m),

20 7.30-7.40 (2H, m), 8.25-8.35 (2H, m)

[0178]

Reference example 6-33

$^1\text{H-NMR}$ (CDCl_3) δ ppm: 1.20-1.75 (7H, m), 1.75-1.85 (1H, m), 1.85-2.10 (2H, m),
2.30 (3H, s), 2.38 (1H, t, $J=11.2\text{Hz}$), 2.95-3.10 (1H, m), 3.37(3H, s), 3.70-3.85 (1H, m),

25 3.85-3.95 (4H, m), 7.30-7.40 (2H, m), 8.25-8.35 (2H, m)

[0179]

Reference example 6-34

MS(ESI, m/z):389(M+H)+

[0180]

Reference example 6-35

- ¹H-NMR (CDCl₃) δ ppm: 0.92 (3H, t, J=7.4Hz), 1.20-2.00 (13H, m), 2.10-2.20 (1H, m),
5 2.24 (1H, t, J=11.2Hz), 2.95-3.05 (1H, m), 3.18 (1H, d, J=13.8Hz), 3.55-3.70 (1H, m),
3.70-3.85 (2H, m), 3.85-4.00 (4H, m), 4.05-4.20 (1H, m), 7.15-7.35 (7H, m), 8.25-8.35
(2H, m)

[0181]

Reference example 6-36

- 10 MS(ESI, m/z):431(M+H)+

[0182]

Reference example 6-37

MS(ESI, m/z):417(M+H)+

[0183]

- 15 Reference example 6-38

¹H-NMR (CDCl₃) δ ppm: 0.90 (3H, t, J=7.4Hz), 1.20-1.35 (1H, m), 1.37 (1H, t,
J=12.8Hz), 1.40-1.85 (7H, m), 1.85-2.00 (2H, m), 2.05-2.20 (1H, m), 2.28 (1H, t,
J=11.1Hz), 2.90-3.05 (1H, m), 3.21 (1H, d, J=13.9Hz), 3.65-3.80 (3H, m), 3.85-3.95
(4H, m), 4.08 (1H, d, J=13.9Hz), 7.00-7.10 (2H, m), 7.15-7.35 (6H, m), 7.35-7.45 (2H,
20 m)

[0184]

Reference example 6-39

MS(ESI, m/z):474(M+H)+

[0185]

- 25 Reference example 6-40

MS(ESI, m/z):403(M+H)+

[0186]

Reference example 7-1

1-{[(3'R,4'aR,8'aR)-1'-Methyloctahydro-1'H-spiro[1,3-dioxolane-2,6'-quinolin]-3'-yl]-carbonyl}-3-ethyl-1-[2-(pyrrolidin-1-yl)ethyl]urea

To a mixture of (3'R,4'aR,8'aR)-1'-methyl-N-[2-(pyrrolidin-1-yl)ethyl]octahydro-1'H-spiro[1,3-dioxolane-2,6'-quinoline]-3'-carboxamide (reference example 5-1) (73mg) and 1,2-dichloroethane (1mL) was added copper(I) chloride (21mg) and ethyl isocyanate (0.049mL) at room temperature, and the mixture was stirred for 2.5 hours. The mixture was purified by aminopropyl silica gel column chromatography (eluent: 0%-5% methanol/ethyl acetate, gradient elution) to give the title compound (46mg).

¹H-NMR (CDCl₃) δ ppm: 1.16 (3H, t, J=7.3Hz), 1.28-1.48 (3H, m), 1.51-1.73 (4H, m), 1.74-1.91 (6H, m), 2.00-2.10 (1H, m), 2.29 (3H, s), 2.30-2.39 (1H, m), 2.52-2.75 (6H, m), 2.90-3.01 (1H, m), 3.14-3.33 (3H, m), 3.55-4.00 (6H, m), 9.28-9.65 (1H, m)

[0187]

Reference example 7-2

1-{[(3'R*,4'aR*,8'aR*)-1'-Methyloctahydro-1'H-spiro[1,3-dioxolane-2,6'-quinolin]-3'-yl]carbonyl}-1-[3-(dimethylamino)propyl]-3-ethylurea

To a mixture of (3'R*,4'aR*,8'aR*)-N-[3-(dimethylamino)propyl]-1'-methyl-octahydro-1'H-spiro[1,3-dioxolane-2,6'-quinoline]-3'-carboxamide (reference example 5-2) (2.512g) and 1,2-dichloroethane (25mL) were added copper(I) chloride (732mg) and ethyl isocyanate (1.75mL) at room temperature, and the mixture was stirred for 1 hour. The mixture was purified by aminopropyl silica gel column chromatography (eluent: 2% methanol/ethyl acetate) to give the title compound (2.309g).

¹H-NMR (CDCl₃) δ ppm: 1.16 (3H, t, J=7.4Hz), 1.30-1.50 (3H, m), 1.50-1.90 (8H, m), 2.00-2.15 (1H, m), 2.15-2.40 (12H, m), 2.85-3.00 (1H, m), 3.05-3.35 (3H, m), 3.55-3.90 (2H, m), 3.90-4.00 (4H, m), 9.37 (1H, br)

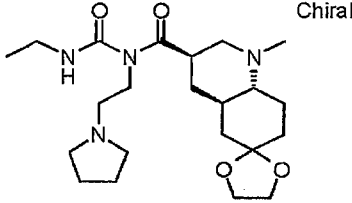
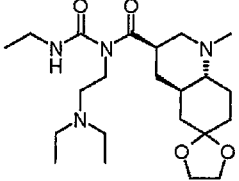
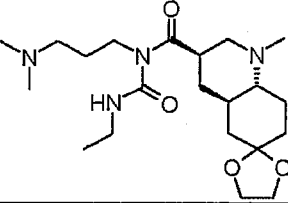
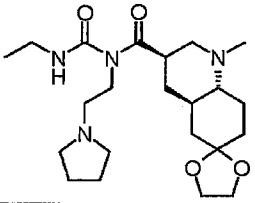
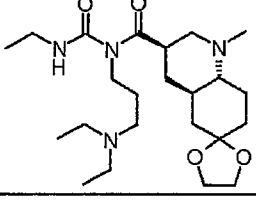
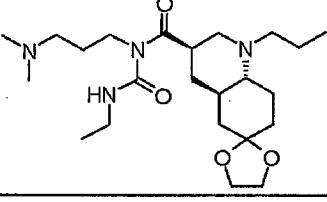
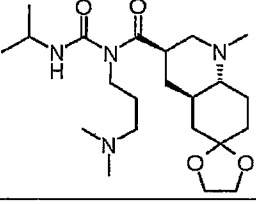
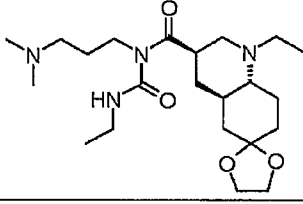
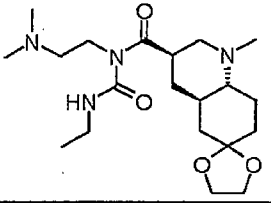
[0188]

Reference examples 7-3 to 7-9 were prepared in a manner similar to those as

described in reference example 7-2 using the corresponding amides and isocyanates instead of (3'R,4'aR,8'aR)-1'-methyl-N-[2-(pyrrolidin-1-yl)ethyl]-octahydro-1'H-spiro-[1,3-dioxolane-2,6'-quinoline]-3'-carboxamide and ethyl isocyanate. These were illustrated in Table 6.

5 [0189]

[Table 6]

Reference example	Structure	Reference example	Structure
7-1	 Chiral	7-6	
7-2		7-7	
7-3		7-8	
7-4		7-9	
7-5			

The structure of the reference example 7-1 in Table 6 indicates absolute configuration, and the structures of the reference example 7-2 to 7-9 in Table 6 indicate relative configuration.

[0190]

The physical data of reference examples 7-3 to 7-9 were shown below.

[0191]

Reference example 7-3

- 5 $^1\text{H-NMR}$ (CDCl_3) δ ppm: 1.01 (6H, t, $J=7.2\text{Hz}$), 1.10-1.30 (6H, m), 1.30-1.50 (3H, m), 1.50-1.90 (5H, m), 2.00-2.10 (1H, m), 2.29 (3H, s), 2.34 (1H, t, $J=11.2\text{Hz}$), 2.40-2.65 (5H, m), 2.85-3.00 (1H, m), 3.10-3.35 (4H, m), 3.65-3.85 (2H, m), 3.90-4.00 (4H, m), 9.33 (1H, brs)

[0192]

- 10 Reference example 7-4

$^1\text{H-NMR}$ (CDCl_3) δ ppm: 1.10-1.25 (7H, m), 1.25-1.50 (3H, m), 1.50-1.90 (7H, m), 2.00-2.10 (1H, m), 2.15-2.40 (12H, m), 2.85-3.00 (1H, m), 3.05-3.25 (1H, m), 3.50-4.05 (7H, m), 9.33 (1H, brs)

[0193]

- 15 Reference example 7-5

MS(ESI, m/z):397(M+H)⁺

[0194]

Reference example 7-6

- 20 $^1\text{H-NMR}$ (CDCl_3) δ ppm: 1.02 (6H, t, $J=7.2\text{Hz}$), 1.16 (3H, t, $J=7.3\text{Hz}$), 1.23-1.49 (3H, m), 1.50-1.74 (4H, m), 1.75-1.95 (2H, m), 1.99-2.09 (1H, m), 2.29 (3H, s), 2.31-2.41 (1H, m), 2.44-2.65 (6H, m), 2.88-3.00 (1H, m), 3.16-3.39 (3H, m), 3.42-3.66 (1H, m), 3.68-3.84 (1H, m), 3.87-4.00 (4H, m), 9.47-9.96 (1H, m)

[0195]

Reference example 7-7

- 25 $^1\text{H-NMR}$ (CDCl_3) δ ppm: 1.16 (3H, t, $J=7.3\text{Hz}$), 1.29-1.49 (3H, m), 1.51-1.91 (10H, m), 2.00-2.10 (1H, m), 2.29 (3H, s), 2.29-2.40 (1H, m), 2.50-2.78 (6H, m), 2.90-3.00 (1H, m), 3.11-3.34 (3H, m), 3.56-4.02 (6H, m), 9.33-9.64 (1H, m)

[0196]

Reference example 7-8

¹H-NMR (CDCl₃) δ ppm: 0.84 (3H, t, J=7.4Hz), 1.16 (3H, t, J=7.3Hz), 1.25-1.85 (12H, m), 1.85-1.95 (1H, m), 1.95-2.10 (1H, m), 2.22 (6H, s), 2.25-2.40 (2H, m), 2.40-2.55
5 (2H, m), 2.55-2.70 (1H, m), 2.95-3.05 (1H, m), 3.05-3.20 (1H, m), 3.20-3.35 (2H, m), 3.60-3.90 (2H, m), 3.94 (4H, s), 9.36 (1H, brs)

[0197]

Reference example 7-9

¹H-NMR (CDCl₃) δ ppm: 0.98 (3H, t, J=7.1Hz), 1.16 (3H, t, J=7.3Hz), 1.25-1.50 (3H, m), 1.50-1.70 (3H, m), 1.70-1.85 (4H, m), 1.85-1.95 (1H, m), 2.00-2.10 (1H, m), 2.22
10 (6H, s), 2.25-2.40 (2H, m), 2.49 (1H, t, J=11.2Hz), 2.65-2.85 (2H, m), 2.90-3.00 (1H, m), 3.05-3.20 (1H, m), 3.20-3.35 (2H, m), 3.60-3.90 (2H, m), 3.94 (4H, s), 9.37 (1H, brs)

[0198]

15 Reference example 8-1

1-{[(3'R,4'aR,8'aR)-1'-Methyloctahydro-1'H-spiro[1,3-dioxolane-2,6'-quinolin]-3'-yl]-carbonyl}-3-[2-(dimethylamino)ethyl]-1-propylurea

To a mixture of phenyl N-{[(3'R,4'aR,8'aR)-1'-methyloctahydro-1'H-spiro[1,3-dioxolane-2,6'-quinolin]-3'-yl]carbonyl}-N-propylcarbamate (reference example
20 6-1) (2.401g) and 2-propanol (30mL) was added N,N-dimethyl ethylenediamine (1.26mL) while stirring at room temperature. The mixture was heated at 53°C and stirred for 13 hours. After cooling to room temperature, the reaction mixture was concentrated under reduced pressure. The residue was purified by aminopropyl silica gel column chromatography (eluent: 0%-100% ethyl acetate/hexane, gradient elution) to
25 give the title compound (2.383g).

¹H-NMR (CDCl₃) δ ppm: 0.92 (3H, t, J=7.4Hz), 1.35-1.50 (3H, m), 1.50-1.90 (8H, m), 2.00-2.15 (1H, m), 2.26 (6H, s), 2.31 (3H, s), 2.37 (1H, t, J=11.2Hz), 2.46 (2H, t,

$J=6.4\text{Hz}$), 2.85-3.10 (2H, m), 3.35-3.45 (2H, m), 3.60-3.70 (1H, m), 3.70-3.80 (1H, m),
3.90-4.00 (4H, m), 9.33 (1H, br)

$[\alpha]_{\text{D}}^{28} = -6.62^{\circ}$ ($c=0.31$, MeOH)

[0199]

5 Reference example 8-6

1-[[[(3'R*,4'aR*,8'aR*)-1'-Methyloctahydro-1'H-spiro[1,3-dioxolane-2,6'-quinolin]-3'-yl]carbonyl]-3-[2-(dimethylamino)ethyl]-1-propylurea

To a mixture of phenyl N-[[[(3'R*,4'aR*,8'aR*)-1'-methyloctahydro-1'H-spiro-
[1,3-dioxolane-2,6'-quinolin]-3'-yl]carbonyl]-N-propylcarbamate (reference example
10 6-5) (2.025g) and 2-propanol (26mL) was added N,N-dimethyl ethylenediamine
(1.06mL) while stirring at room temperature, and the mixture was heated at 50°C and
stirred for 12 hours. After cooling to room temperature, the reaction mixture was
concentrated under reduced pressure. The residue was purified by aminopropyl silica
gel column chromatography (eluent: 0%-75% ethyl acetate/hexane, gradient elution) to
15 give the title compound (1.984g).

$^1\text{H-NMR}$ (CDCl_3) δ ppm: 0.80-1.00 (3H, m), 1.30-1.90 (11H, m), 2.00-2.20 (1H, m),
2.25 (6H, s), 2.31 (3H, s), 2.32-2.50 (3H, m), 2.80-3.10 (2H, m), 3.30-3.50 (2H, m),
3.60-3.85 (2H, m), 3.90-4.00 (4H, m), 9.32 (1H, brs)

[0200]

20 Reference examples 8-2 to 8-5, reference examples 8-7 to 8-83, reference
examples 8-85 to 8-89, and reference examples 8-91 to 8-96 were prepared in a manner
similar to those as described in reference example 8-1 or reference example 8-6 using
the corresponding phenyl carbamates and amines instead of phenyl
N-[[[(3'R,4'aR,8'aR)-1'-methyloctahydro-1'H-spiro[1,3-dioxolane-2,6'-quinolin]-3'-yl]-
25 carbonyl]-N-propylcarbamate and N,N-dimethyl ethylenediamine. These were
illustrated in Table 7.

[0201]

Reference example 8-84

1-{[(3'R*,4'aR*,8'aR*)-1'-Methyloctahydro-1'H-spiro[1,3-dioxolane-2,6'-quinolin]-3'-yl]carbonyl}-1-[3-(dimethylamino)propyl]-3-(2-fluoroethyl)urea

To a mixture of (3'R*,4'aR*,8'aR*)-N-[3-(dimethylamino)propyl]-1'-methyl-
5 octahydro-1'H-spiro[1,3-dioxolane-2,6'-quinoline]-3'-carboxamide (reference example
5-2) (300mg) and tetrahydrofuran (10mL) was added a 1mol/L sodium
hexamethyldisilazide-tetrahydrofuran solution (1.2mL) at -40°C. After stirring at the
same temperature for 35 minutes, a mixture of 4-nitrophenyl chloroformate (232mg)
and tetrahydrofuran (1mL) was added to the mixture, and then stirred for 1.5 hours.
10 After warming to room temperature and stirring for 20 minutes, 2-fluoroethylamine
hydrochloride (176mg) and triethylamine (0.246mL) were added to the reaction mixture,
and then stirred at the same temperature for 4 hours. A saturated aqueous solution of
sodium bicarbonate was added to the reaction mixture, and extracted with ethyl acetate.
After the separated organic layer was dried over anhydrous sodium sulfate, the residue
15 was purified by aminopropyl silica gel column chromatography (eluent: 0%-10%
methanol/ethyl acetate, gradient elution) to give the title compound (195mg). The
structure was illustrated in Table 7.

¹H-NMR (CDCl₃) δ ppm: 1.30-1.90 (11H, m), 2.00-2.10 (1H, m), 2.16-2.39 (3H, m),
2.22 (6H, s), 2.30 (3H, s), 2.88-2.99 (1H, m), 3.12-3.32 (1H, m), 3.44-3.86 (4H, m),
20 3.88-3.97 (4H, m), 4.46 (1H, t, J=4.8Hz), 4.58 (1H, t, J=4.8Hz), 9.88-10.09 (1H, m)
[0202]

Reference example 8-90 was prepared in a manner similar to those as described
in reference example 8-84 using the corresponding nitrophenyl carbamate and amine
instead of (3'R*,4'aR*,8'aR*)-N-[3-(dimethylamino)propyl]-1'-methyloctahy-
25 dro-1'H-spiro[1,3-dioxolane-2,6'-quinoline]-3'-carboxamide and 2-fluoroethylamine
hydrochloride. This was illustrated in Table 7.

[0203]

Reference example 8-97

1-{{(3'R*,4'aR*,8'aR*)-1'-(2-Fluoroethyl)octahydro-1'H-spiro[1,3-dioxolane-2,6'-quinolin]-3'-yl]carbonyl}-3-[2-(dimethylamino)ethyl]-1-propylurea

To a mixture of 1-{{(3'R*,4'aR*,8'aR*)octahydro-1'H-spiro[1,3-dioxo-
5 lane-2,6'-quinolin]-3'-yl]carbonyl}-3-[2-(dimethylamino)ethyl]-1-propylurea (reference example 9-4) (111mg) and N,N-dimethylformamide (1.0mL) was added potassium carbonate (85mg), followed by 1-fluoro-2-iodoethane (124mg), and the mixture was stirred at room temperature for 18 hours. Water was added to the reaction mixture, and extracted with ethyl acetate. After the separated organic layer was dried over anhydrous
10 sodium sulfate, it was concentrated under reduced pressure. The residue was purified by aminopropyl silica gel column chromatography (eluent: 10%-100% ethyl acetate/hexane, gradient elution) to give the title compound (23mg).

¹H-NMR (CDCl₃) δ ppm: 0.94 (3H, t, J=7.2Hz), 1.30-1.90 (10H, m), 1.90-2.10 (2H, m),
2.25 (6H, s), 2.45 (2H, t, J=6.4Hz), 2.66 (1H, t, J=10.8Hz), 2.75-3.15 (4H, m), 3.3-3.45
15 (2H, m), 3.60-3.80 (2H, m), 3.85-4.00 (4H, m), 4.40-4.53 (1H, m), 4.53-4.65 (1H, m),
9.28 (1H, brs)

[0204]

Reference examples 8-98 to 8-100 were prepared in a manner similar to those as described in reference example 8-97 using the corresponding decahydroquinolines,
20 and alkyl halides or alkyl triflates instead of 1-{{(3'R*,4'aR*,8'aR*)octahydro-1'H-spiro[1,3-dioxolane-2,6'-quinolin]-3'-yl]carbonyl}-3-[2-(dimethylamino)ethyl]-1-propylurea and 1-fluoro-2-iodoethane. These were illustrated in Table 7.

[0205]

[Table 7]

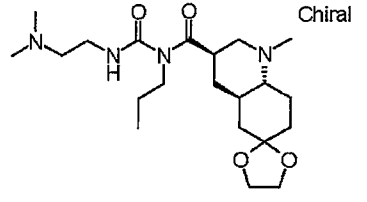
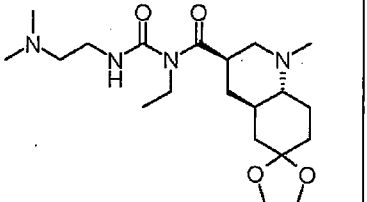
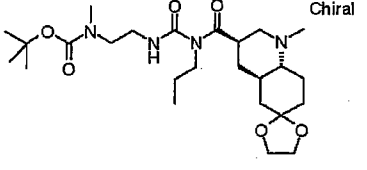
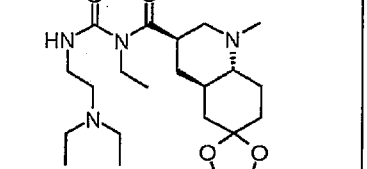
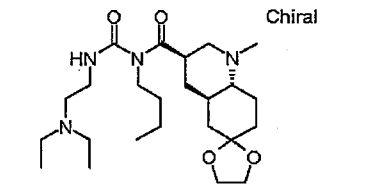
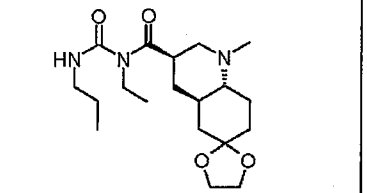
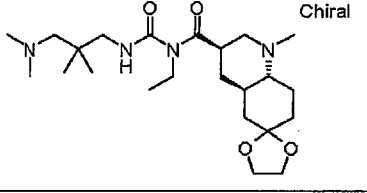
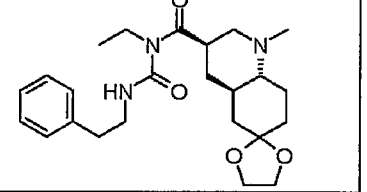
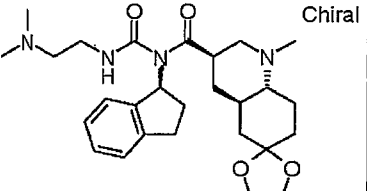
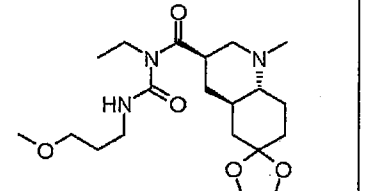
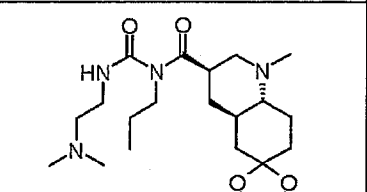
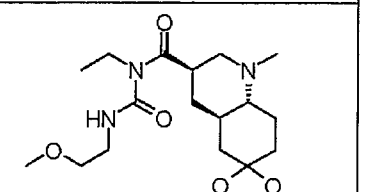
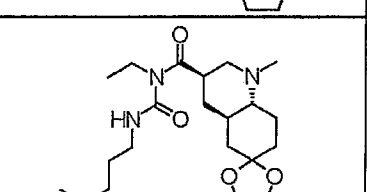
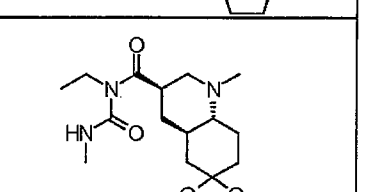
Reference example	Structure	Reference example	Structure
8-1	 Chiral	8-8	
8-2	 Chiral	8-9	
8-3	 Chiral	8-10	
8-4	 Chiral	8-11	
8-5	 Chiral	8-12	
8-6		8-13	
8-7		8-14	

Table 7 (continued)

Reference example	Structure	Reference example	Structure
8-15		8-22	
8-16		8-23	
8-17		8-24	
8-18		8-25	
8-19		8-26	
8-20		8-27	
8-21		8-28	

Table 7 (continued)

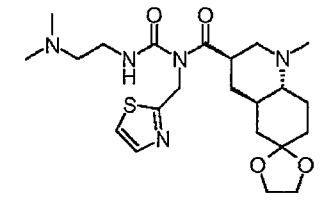
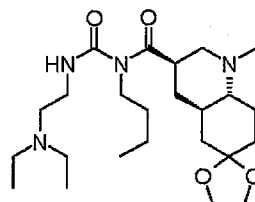
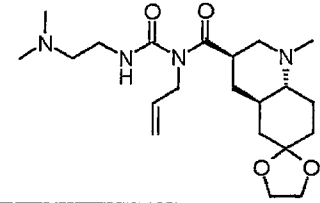
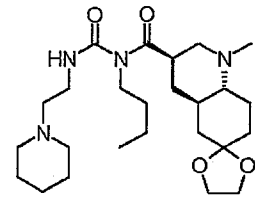
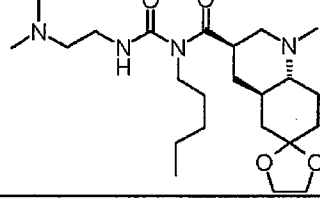
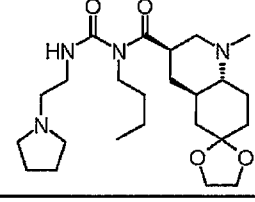
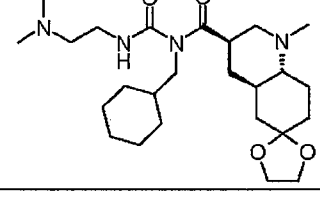
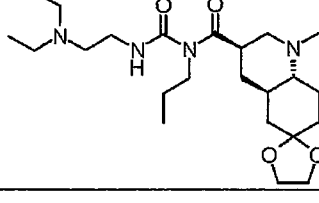
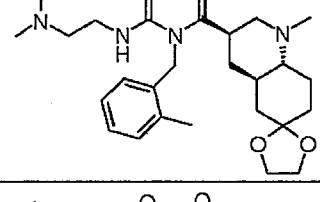
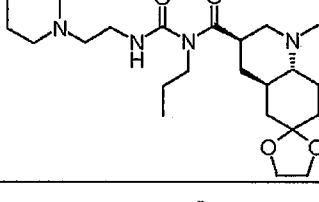
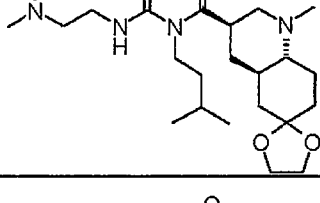
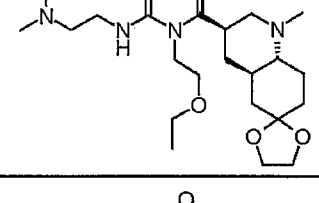
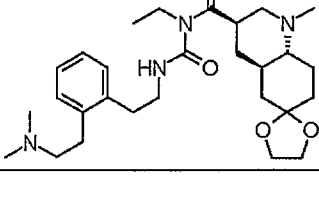
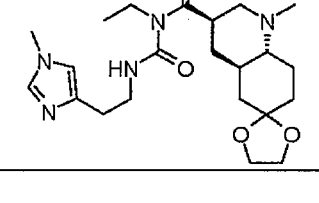
Reference example	Structure	Reference example	Structure
8-29		8-36	
8-30		8-37	
8-31		8-38	
8-32		8-39	
8-33		8-40	
8-34		8-41	
8-35		8-42	

Table 7 (continued)

Reference example	Structure	Reference example	Structure
8-43		8-50	
8-44		8-51	
8-45		8-52	
8-46		8-53	
8-47		8-54	
8-48		8-55	
8-49		8-56	

Table 7 (continued)

Reference example	Structure	Reference example	Structure
8-57		8-64	
8-58		8-65	
8-59		8-66	
8-60		8-67	
8-61		8-68	
8-62		8-69	
8-63		8-70	

Table 7 (continued)

Reference example	Structure	Reference example	Structure
8-71		8-78	
8-72		8-79	
8-73		8-80	
8-74		8-81	
8-75		8-82	
8-76		8-83	
8-77		8-84	

Table 7(continued)

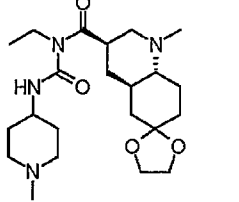
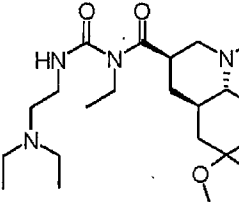
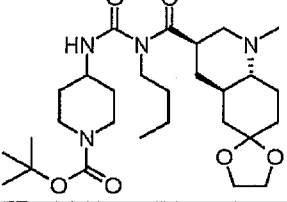
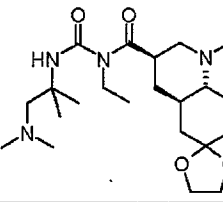
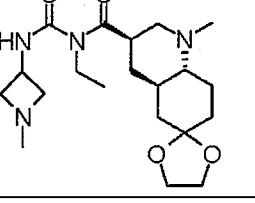
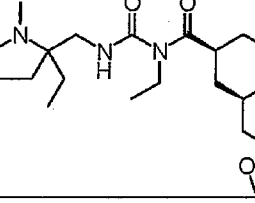
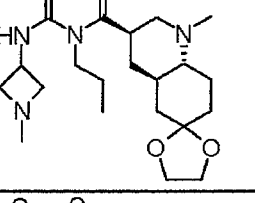
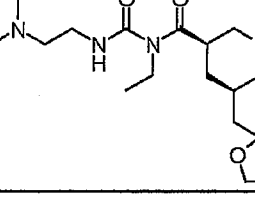
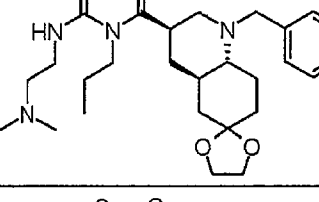
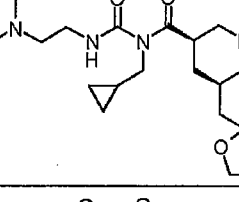
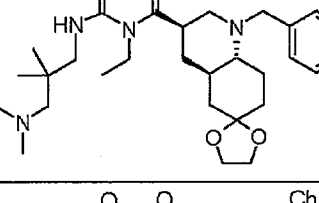
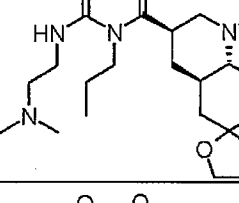
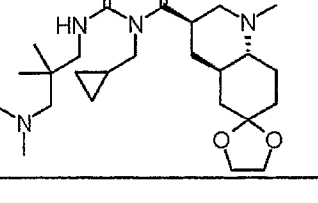
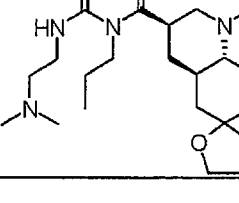
Reference example	Structure	Reference example	Structure
8-85		8-92	 Chiral
8-86		8-93	 Chiral
8-87		8-94	 Chiral
8-88		8-95	 Chiral
8-89		8-96	 Chiral
8-90		8-97	 Chiral
8-91	 Chiral	8-98	 Chiral

Table 7 (continued)

Reference example	Structure	Reference example	Structure
8-99		8-100	

The structures of the reference example 8-1 to 8-5, 8-48 and 8-91 to 8-96 in Table 7 indicate absolute configuration, and the structures of the reference example 8-6 to 8-47, 8-49 to 8-90 and 8-97 to 8-100 in Table 7 indicate relative configuration.

5 [0206]

The physical data of reference examples 8-2 to 8-5, reference examples 8-7 to 8-83, reference examples 8-85 to 8-96 and reference examples 8-98 to 8-100 were shown below.

[0207]

10 Reference example 8-2

MS(ESI, m/z):497(M+H)⁺

[0208]

Reference example 8-3

15 ¹H-NMR (CDCl₃) δ ppm: 0.94 (3H, t, J=7.4Hz), 1.02 (6H, t, J=7.2Hz), 1.26-1.48 (5H, m), 1.51-1.88 (8H, m), 2.02-2.13 (1H, m), 2.31 (3H, s), 2.33-2.41 (1H, m), 2.49-2.60 (6H, m), 2.87-3.07 (2H, m), 3.30-3.39 (2H, m), 3.61-3.86 (2H, m), 3.90-4.01 (4H, m), 9.15-9.38 (1H, m)

[0209]

Reference example 8-4

20 ¹H-NMR (CDCl₃) δ ppm: 0.91 (6H, s), 1.22 (3H, t, J=7.2Hz), 1.35-1.50 (3H, m), 1.50-1.90 (6H, m), 2.00-2.20 (3H, m), 2.25-2.45 (10H, m), 2.90-3.15 (2H, m), 3.15-3.25 (2H, m), 3.75-4.00 (6H, m), 9.30-9.50 (1H, m)

[0210]

Reference example 8-5

$^1\text{H-NMR}$ (CDCl_3) δ ppm: 1.30-1.75 (7H, m), 1.75-1.85 (1H, m), 2.00-2.10 (7H, m),
2.10-2.25 (3H, m), 2.29 (3H, s), 2.30-2.45 (1H, m), 2.45-2.60 (1H, m), 2.85-3.00 (1H,
5 m), 3.00-3.20 (5H, m), 3.90-3.95 (4H, m), 6.05-6.20 (1H, m) 7.10-7.25 (4H, m)

[0211]

Reference example 8-7

$^1\text{H-NMR}$ (CDCl_3) δ ppm: 1.17-1.27 (3H, m), 1.34-1.49 (3H, m), 1.51-1.87 (8H, m),
2.03-2.13 (1H, m), 2.21 (6H, s), 2.27-2.41 (6H, m), 2.89-3.10 (2H, m), 3.27-3.36 (2H,
10 m), 3.76-3.90 (2H, m), 3.91-4.00 (4H, m), 9.28 (1H, brs)

[0212]

Reference example 8-8

MS(ESI, m/z):397(M+H)+

[0213]

15 Reference example 8-9

$^1\text{H-NMR}$ (CDCl_3) δ ppm: 1.02 (6H, t, $J=7.2\text{Hz}$), 1.22 (3H, t, $J=7.1\text{Hz}$), 1.35-1.50 (3H,
m), 1.50-1.90 (6H, m), 2.00-2.15 (1H, m), 2.32 (3H, s), 2.37 (1H, t, $J=11.3\text{Hz}$),
2.50-2.65 (6H, m), 2.85-3.10 (2H, m), 3.30-3.40 (2H, m), 3.70-4.00 (6H, m), 9.29 (1H,
brs)

20 [0214]

Reference example 8-10

$^1\text{H-NMR}$ (CDCl_3) δ ppm: 0.94 (3H, t, $J=7.4\text{Hz}$), 1.15-1.30 (4H, m), 1.35-1.50 (3H, m),
1.50-1.90 (7H, m), 2.00-2.15 (1H, m), 2.32 (3H, s), 2.36 (1H, t, $J=11.3\text{Hz}$), 2.90-3.10
(2H, m), 3.15-3.30 (2H, m), 3.75-4.00 (6H, m), 9.15-9.35 (1H, m)

25 [0215]

Reference example 8-11

$^1\text{H-NMR}$ (CDCl_3) δ ppm: 1.23 (3H, t, $J=6.9\text{Hz}$), 1.32-1.49 (3H, m), 1.51-1.88 (6H, m),

2.02-2.12 (1H, m), 2.27-2.40 (1H, m), 2.32 (3H, s), 2.79-3.09 (4H, m), 3.46-3.58 (2H, m), 3.75-3.90 (2H, m), 3.92-3.98 (4H, m), 7.16-7.35 (5H, m), 9.24-9.39 (1H, m)

[0216]

Reference example 8-12

- 5 $^1\text{H-NMR}$ (CDCl_3) δ ppm: 1.22 (3H, t, $J=7.0\text{Hz}$), 1.35-1.50 (3H, m), 1.50-1.90 (8H, m), 2.00-2.15 (1H, m), 2.25-2.45 (4H, m), 2.90-3.10 (2H, m), 3.30-3.40 (5H, m), 3.44 (2H, t, $J=6.2\text{Hz}$), 3.75-4.00 (6H, m), 9.32 (1H, brs)

[0217]

Reference example 8-13

- 10 $^1\text{H-NMR}$ (CDCl_3) δ ppm: 1.24 (3H, t, $J=7.0\text{Hz}$), 1.33-1.88 (9H, m), 2.01-2.13 (1H, m), 2.32 (3H, s), 2.33-2.43 (1H, m), 2.87-3.10 (2H, m), 3.37 (3H, s), 3.43-3.54 (4H, m), 3.75-4.00 (6H, m), 9.33-9.48 (1H, m)

[0218]

Reference example 8-14

- 15 $^1\text{H-NMR}$ (CDCl_3) δ ppm: 1.24 (3H, t, $J=7.0\text{Hz}$), 1.33-1.88 (9H, m), 2.03-2.14 (1H, m), 2.28-2.41 (1H, m), 2.32 (3H, s), 2.85 (3H, d, $J=4.8\text{Hz}$), 2.88-3.11 (2H, m), 3.74-4.02 (6H, m), 9.06-9.26 (1H, m)

[0219]

Reference example 8-15

- 20 MS(ESI, m/z):425(M+H)⁺

[0220]

Reference example 8-16

- 25 $^1\text{H-NMR}$ (CDCl_3) δ ppm: 1.26 (3H, t, $J=7.0\text{Hz}$), 1.35-1.90 (9H, m), 2.00-2.15 (1H, m), 2.32 (3H, s), 2.41 (1H, t, $J=11.4\text{Hz}$), 2.90-3.00 (1H, m), 3.00-3.15 (1H, m), 3.80-4.00 (6H, m), 4.63 (2H, d, $J=5.0\text{Hz}$), 7.15-7.25 (1H, m), 7.25-7.30 (1H, m), 7.60-7.70 (1H, m), 8.55-8.65 (1H, m), 9.98 (1H, brs)

[0221]

Reference example 8-17

MS(ESI, m/z):409(M+H)+

[0222]

Reference example 8-18

5 MS(ESI, m/z):441(M+H)+

[0223]

Reference example 8-19

MS(ESI, m/z):459(M+H)+

[0224]

10 Reference example 8-20

MS(ESI, m/z):398(M+H)+

[0225]

Reference example 8-21

¹H-NMR (CDCl₃) δ ppm: 1.20-1.65 (8H, m), 1.75-1.85 (1H, m), 2.00-2.10 (1H, m),
15 2.20-2.35 (10H, m), 2.46 (2H, t, J=6.5Hz), 2.75-2.85 (1H, m), 2.85-3.00 (3H, m),
3.35-3.45 (2H, m), 3.85-4.05 (6H, m), 7.20-7.40 (5H, m), 9.31 (1H, br)

[0226]

Reference example 8-22

¹H-NMR (CDCl₃) δ ppm: 1.22 (3H, t, J=7.0Hz), 1.31-1.48 (3H, m), 1.51-1.88 (6H, m),
20 2.02-2.14 (1H, m), 2.28-2.39 (1H, m), 2.31 (3H, s), 2.81-3.07 (4H, m), 3.47-3.58 (2H,
m), 3.74-4.01 (6H, m), 7.19-7.29 (1H, m), 7.51-7.58 (1H, m), 8.43-8.52 (2H, m),
9.34-9.44 (1H, m)

[0227]

Reference example 8-23

25 ¹H-NMR (CDCl₃) δ ppm: 1.23 (3H, t, J=7.1Hz), 1.33-1.48 (5H, m), 1.50-1.87 (10H, m),
2.01-2.13 (1H, m), 2.28-2.52 (7H, m), 2.32 (3H, s), 2.88-3.09 (2H, m), 3.33-3.45 (2H,
m), 3.73-4.00 (6H, m), 9.16-9.40 (1H, m)

[0228]

Reference example 8-24

¹H-NMR (CDCl₃) δ ppm: 1.26 (3H, t, J=7.1Hz), 1.35-1.49 (3H, m), 1.50-1.91 (6H, m),
2.00-2.14 (1H, m), 2.29-2.42 (1H, m), 2.32 (3H, s), 2.90-3.13 (2H, m), 3.78-4.05 (6H,
5 m), 4.48 (2H, d, J=5.8Hz), 7.10-7.32 (2H, m), 8.48-8.64 (2H, m), 9.69-9.88 (1H, m)

[0229]

Reference example 8-25

¹H-NMR (CDCl₃) δ ppm: 1.23 (3H, t, J=7.1Hz), 1.33-1.89 (13H, m), 2.02-2.12 (1H, m),
2.20 (6H, s), 2.23-2.29 (2H, m), 2.29-2.39 (1H, m), 2.32 (3H, s), 2.88-3.08 (2H, m),
10 3.22-3.33 (2H, m), 3.75-4.01 (6H, m), 9.19-9.35 (1H, m)

[0230]

Reference example 8-26

¹H-NMR (CDCl₃) δ ppm: 0.90 (6H, d, J=6.4Hz), 1.30-1.95 (10nH, m), 2.00-2.15 (1H,
m), 2.20-2.40 (10H, m), 2.40-2.55 (2H, m), 2.85-2.95 (1H, m), 3.00-3.15 (1H, m),
15 3.30-3.45 (2H, m), 3.55-3.75 (2H, m), 3.90-4.00 (4H, m), 9.32 (1H, brs)

[0231]

Reference example 8-27

MS(ESI, m/z):423(M+H)+

[0232]

20 Reference example 8-28

¹H-NMR (CDCl₃) δ ppm: 1.30-1.50 (3H, m), 1.50-1.65 (5H, m), 1.75-1.90 (1H, m),
2.00-2.10 (1H, m), 2.25 (6H, s), 2.27 (3H, s), 2.35 (1H, t, J=11.3Hz), 2.45 (2H, t,
J=6.3Hz), 2.80-2.95 (1H, m), 3.15-3.30 (1H, m), 3.35-3.50 (2H, m), 3.90-4.00 (4H, m),
5.19 (2H, dd, J=34.2, 16.4Hz), 6.90-7.05 (2H, m), 7.15-7.25 (1H, m), 9.24 (1H, br)

25 [0233]

Reference example 8-29

MS(ESI, m/z):466(M+H)+

[0234]

Reference example 8-30

MS(ESI, m/z):409(M+H)+

[0235]

5 Reference example 8-31

MS(ESI, m/z):439(M+H)+

[0236]

Reference example 8-32

¹H-NMR (CDCl₃) δ ppm: 0.85-1.30 (5H, m), 1.30-1.50 (3H, m), 1.50-1.90 (12H, m),
10 2.00-2.15 (1H, m), 2.25 (6H, s), 2.25-2.40 (4H, m), 2.44 (2H, t, J=6.4Hz), 2.85-2.95
(1H, m), 3.00-3.15 (1H, m), 3.30-3.45 (2H, m), 3.55-3.65 (1H, m), 3.65-3.80 (1H, m),
3.90-4.05 (4H, m), 9.30 (1H, br)

[0237]

Reference example 8-33

15 ¹H-NMR (CDCl₃) δ ppm: 1.20-1.70 (6H, m), 1.70-1.85 (1H, m), 1.90-2.05 (1H, m),
2.10-2.55 (16H, m), 2.75-2.95 (2H, m), 3.35-3.50 (2H, m), 3.80-4.00 (4H, m), 5.01 (2H,
s), 6.85-6.95 (1H, m), 7.10-7.25 (3H, m)

[0238]

Reference example 8-34

20 ¹H-NMR (CDCl₃) δ ppm: 0.93 (6H, d, J=6.6Hz), 1.30-1.90 (12H, m), 2.00-2.15 (1H, m),
2.26 (6H, s), 2.31 (3H, s), 2.38 (1H, t, J=11.3Hz), 2.47 (2H, t, J=6.4Hz), 2.85-2.95 (1H,
m), 2.95-3.10 (1H, m), 3.35-3.45 (2H, m), 3.60-3.75 (1H, m), 3.75-3.85 (1H, m),
3.90-4.00 (4H, m), 9.33 (1H, brs)

[0239]

25 Reference example 8-35

¹H-NMR (CDCl₃) δ ppm: 1.23 (3H, t, J=7.0Hz), 1.33-1.49 (3H, m), 1.52-1.88 (6H, m),
2.01-2.14 (1H, m), 2.25-2.39 (1H, m), 2.32 (6H, s), 2.32 (3H, s), 2.43-2.52 (2H, m),

2.77-3.09 (6H, m), 3.43-3.54 (2H, m), 3.77-3.99 (6H, m), 7.10-7.22 (4H, m), 9.28-9.42 (1H, m)

[0240]

Reference example 8-36

- 5 $^1\text{H-NMR}$ (CDCl_3) δ ppm: 0.94 (3H, t, $J=7.4\text{Hz}$), 1.02 (6H, t, $J=7.2\text{Hz}$), 1.26-1.48 (5H, m), 1.51-1.88 (8H, m), 2.02-2.13 (1H, m), 2.31 (3H, s), 2.33-2.41 (1H, m), 2.49-2.60 (6H, m), 2.87-3.07 (2H, m), 3.30-3.39 (2H, m), 3.61-3.86 (2H, m), 3.90-4.01 (4H, m), 9.15-9.38 (1H, m)

[0241]

- 10 Reference example 8-37

$^1\text{H-NMR}$ (CDCl_3) δ ppm: 0.94 (3H, t, $J=7.3\text{Hz}$), 1.28-1.48 (7H, m), 1.50-1.88 (12H, m), 2.01-2.13 (1H, m), 2.28-2.51 (7H, m), 2.31 (3H, s), 2.87-3.09 (2H, m), 3.32-3.45 (2H, m), 3.61-3.86 (2H, m), 3.89-4.02 (4H, m), 9.13-9.37 (1H, m)

[0242]

- 15 Reference example 8-38

$^1\text{H-NMR}$ (CDCl_3) δ ppm: 0.94 (3H, t, $J=7.3\text{Hz}$), 1.28-1.48 (5H, m), 1.50-1.88 (12H, m), 2.01-2.12 (1H, m), 2.31 (3H, s), 2.31-2.42 (1H, m), 2.47-2.58 (4H, m), 2.58-2.67 (2H, m), 2.88-3.08 (2H, m), 3.36-3.47 (2H, m), 3.61-3.86 (2H, m), 3.90-4.00 (4H, m), 9.17-9.42 (1H, m)

- 20 [0243]

Reference example 8-39

$^1\text{H-NMR}$ (CDCl_3) δ ppm: 0.92 (3H, t, $J=7.2\text{Hz}$), 1.02 (6H, t, $J=7.2\text{Hz}$), 1.30-1.50 (3H, m), 1.50-1.90 (8H, m), 2.00-2.15 (1H, m), 2.31 (3H, s), 2.33-2.41 (1H, m), 2.45-2.65 (6H, m), 2.85-3.10 (2H, m), 3.25-3.40 (2H, m), 3.55-3.85 (2H, m), 3.88-4.02 (4H, m),

- 25 9.27 (1H, brs)

[0244]

Reference example 8-40

MS(ESI, m/z):451(M+H)+

[0245]

Reference example 8-41

¹H-NMR (CDCl₃) δ ppm: 1.16 (3H, t, J=7.0Hz), 1.25-1.50 (3H, m), 1.50-1.90 (6H, m),
5 2.00-2.10 (1H, m), 2.20-2.40 (10H, m), 2.45 (2H, t, J=6.5Hz), 2.90-3.00 (1H, m),
3.30-3.60 (7H, m), 3.80-4.05 (6H, m), 9.14 (1H, br)

[0246]

Reference example 8-42

¹H-NMR (CDCl₃) δ ppm: 1.23 (3H, t, J=7.1Hz), 1.34-1.48 (3H, m), 1.51-1.87 (6H, m),
10 2.02-2.12 (1H, m), 2.28-2.42 (1H, m), 2.31 (3H, s), 2.75-2.83 (2H, m), 2.89-3.07 (2H,
m), 3.51-3.59 (2H, m), 3.63 (3H, s), 3.75-3.99 (6H, m), 6.65-6.70 (1H, m), 7.30-7.35
(1H, m), 9.17-9.41 (1H, m)

[0247]

Reference example 8-43

15 MS(ESI, m/z):465(M+H)+

[0248]

Reference example 8-44

¹H-NMR (CDCl₃) δ ppm: 1.23 (3H, t, J=7.1Hz), 1.33-1.48 (3H, m), 1.51-1.88 (6H, m),
2.02-2.12 (1H, m), 2.27-2.39 (1H, m), 2.31 (3H, s), 2.88-3.07 (2H, m), 3.55-3.64 (2H,
20 m), 3.74-4.01 (6H, m), 4.08-4.17 (2H, m), 6.91-6.96 (1H, m), 7.04-7.11 (1H, m),
7.40-7.50 (1H, m), 9.38-9.50 (1H, m)

[0249]

Reference example 8-45

MS(ESI, m/z):487(M+H)+

25 [0250]

Reference example 8-46

¹H-NMR (CDCl₃) δ ppm: 0.96 (3H, d, J=6.8Hz), 1.23 (3H, t, J=6.9Hz), 1.33-1.90 (9H,

m), 2.01-2.13 (1H, m), 2.25 (6H, s), 2.26-2.43 (1H, m), 2.31 (3H, s), 2.62-2.75 (1H, m), 2.87-3.08 (2H, m), 3.14-3.24 (1H, m), 3.27-3.39 (1H, m), 3.74-4.02 (6H, m), 9.18-9.43 (1H, m)

[0251]

5 Reference example 8-47

¹H-NMR (CDCl₃) δ ppm: 0.91 (9H, s), 1.30-1.50 (3H, m), 1.50-1.90 (6H, m), 2.00-2.10 (1H, m), 2.20-2.35 (10H, m), 2.44 (2H, t, J=6.4Hz), 2.85-2.95 (1H, m), 3.10-3.25 (1H, m), 3.30-3.40 (2H, m), 3.78 (2H, brs), 3.90-4.00 (4H, m), 8.89 (1H, br)

[0252]

10 Reference example 8-48

¹H-NMR (CDCl₃) δ ppm: 1.19 (3H, d, J=6.6Hz), 1.23 (3H, t, J=7.0Hz), 1.33-1.49 (3H, m), 1.51-1.94 (6H, m), 2.03-2.12 (1H, m), 2.13-2.20 (1H, m), 2.24 (6H, s), 2.29-2.43 (2H, m), 2.31 (3H, s), 2.89-3.08 (2H, m), 3.67-4.03 (7H, m), 9.13-9.27 (1H, m)

[0253]

15 Reference example 8-49

¹H-NMR (CDCl₃) δ ppm: 0.94 (3H, t, J=7.3Hz), 1.29-1.49 (5H, m), 1.49-1.88 (10H, m), 2.01-2.12 (1H, m), 2.21 (6H, s), 2.25-2.41 (3H, m), 2.31 (3H, s), 2.87-3.09 (2H, m), 3.25-3.36 (2H, m), 3.60-3.85 (2H, m), 3.89-4.01 (4H, m), 9.20-9.38 (1H, m)

[0254]

20 Reference example 8-50

¹H-NMR (CDCl₃) δ ppm: 0.94 (3H, t, J=7.3Hz), 1.26-1.90 (17H, m), 2.01-2.13 (1H, m), 2.20 (6H, s), 2.22-2.39 (3H, m), 2.31 (3H, s), 2.87-3.07 (2H, m), 3.22-3.33 (2H, m), 3.61-3.86 (2H, m), 3.90-4.01 (4H, m), 9.21-9.36 (1H, m)

[0255]

25 Reference example 8-51

¹H-NMR (CDCl₃) δ ppm: 0.94 (3H, t, J=7.3Hz), 1.00 (12H, d, J=6.5Hz), 1.24-1.88 (13H, m), 2.02-2.14 (1H, m), 2.30-2.42 (1H, m), 2.31 (3H, s), 2.50-2.61 (2H, m),

2.86-3.08 (4H, m), 3.21-3.31 (2H, m), 3.61-3.86 (2H, m), 3.88-4.00 (4H, m), 9.11-9.37 (1H, m)

[0256]

Reference example 8-52

5 MS(ESI, m/z):479(M+H)+

[0257]

Reference example 8-53

$^1\text{H-NMR}$ (CDCl_3) δ ppm: 0.93 (3H, t, $J=7.4\text{Hz}$), 1.30-1.50 (3H, m), 1.50-1.90 (10H, m), 2.00-2.15 (1H, m), 2.21 (6H, s), 2.25-2.40 (6H, m), 2.85-3.10 (2H, m), 3.25-3.35 (2H, m), 3.60-3.85 (2H, m), 3.90-4.00 (4H, m), 9.30 (1H, s)

10

[0258]

Reference example 8-54

$^1\text{H-NMR}$ (CDCl_3) δ ppm: 0.93 (3H, t, $J=7.4\text{Hz}$), 1.30-1.90 (15H, m), 2.00-2.15 (1H, m), 2.15-2.40 (12H, m), 2.85-3.10 (2H, m), 3.20-3.35 (2H, m), 3.60-3.85 (2H, m), 3.90-4.00 (4H, m), 9.20-9.35 (1H, m)

15

[0259]

Reference example 8-55

$^1\text{H-NMR}$ (CDCl_3) δ ppm: 0.93 (3H, t, $J=7.3\text{Hz}$), 1.29-1.88 (13H, m), 2.01-2.12 (1H, m), 2.30 (6H, s), 2.34-2.47 (5H, m), 2.88-3.08 (2H, m), 3.35-3.47 (2H, m), 3.59-3.86 (4H, m), 3.89-4.00 (4H, m), 4.07-4.15 (2H, m), 9.73-10.02 (1H, m)

20

[0260]

Reference example 8-56

$^1\text{H-NMR}$ (CDCl_3) δ ppm: 1.02 (6H, s), 1.24 (3H, t, $J=6.9\text{Hz}$), 1.35-1.89 (9H, m), 2.01-2.12 (1H, m), 2.22 (6H, s), 2.31 (3H, s), 2.35-2.46 (1H, m), 2.90-3.10 (2H, m), 3.26 (2H, d, $J=4.8\text{Hz}$), 3.75-4.01 (6H, m), 9.16-9.46 (1H, m)

25

[0261]

Reference example 8-57

¹H-NMR (CDCl₃) δ ppm: 0.94 (3H, t, J=7.3Hz), 1.28-1.89 (14H, m), 2.00-2.12 (1H, m), 2.22-2.74 (10H, m), 2.29 (3H, s), 2.31 (3H, s), 2.85-3.10 (2H, m), 3.33-3.46 (2H, m), 3.60-3.87 (2H, m), 3.88-4.02 (4H, m), 9.13-9.42 (1H, m)

[0262]

5 Reference example 8-58

MS(ESI, m/z):455(M+H)+

[0263]

Reference example 8-59

MS(ESI, m/z):467(M+H)+

10 [0264]

Reference example 8-60

MS(ESI, m/z):441(M+H)+

[0265]

Reference example 8-61

15 MS(ESI, m/z):455(M+H)+

[0266]

Reference example 8-62

¹H-NMR (CDCl₃) δ ppm: 1.02 (6H, t, J=7.2Hz), 1.29-1.48 (3H, m), 1.51-1.87 (6H, m), 2.02-2.12 (1H, m), 2.26-2.38 (1H, m), 2.31 (3H, s), 2.49-2.63 (6H, m), 2.89-2.98 (1H, m), 3.03-3.16 (1H, m), 3.31-3.40 (2H, m), 3.34 (3H, s), 3.86-4.02 (4H, m), 9.16-9.36 (1H, m)

[0267]

Reference example 8-63

¹H-NMR (CDCl₃) δ ppm: 1.23 (3H, t, J=6.9Hz), 1.35-1.49 (3H, m), 1.51-1.88 (6H, m), 2.01-2.13 (1H, m), 2.26 (6H, s), 2.30-2.41 (1H, m), 2.31 (3H, s), 2.48-2.55 (2H, m), 2.88-3.08 (2H, m), 3.44-3.51 (2H, m), 3.52-3.61 (4H, m), 3.75-4.02 (6H, m), 9.30-9.45 (1H, m)

25

[0268]

Reference example 8-64

¹H-NMR (CDCl₃) δ ppm: 1.23 (3H, t, J=6.9Hz), 1.33-1.49 (3H, m), 1.49-1.88 (6H, m),
2.01-2.13 (1H, m), 2.28 (3H, s), 2.29-2.40 (1H, m), 2.31 (3H, s), 2.56-2.68 (1H, m),
5 2.84-3.09 (4H, m), 3.30-3.38 (2H, m), 3.41-3.49 (2H, m), 3.75-4.01 (6H, m), 9.27-9.38
(1H, m)

[0269]

Reference example 8-65

¹H-NMR (CDCl₃) δ ppm: 1.30-1.87 (15H, m), 2.03-2.12 (1H, m), 2.28-2.52 (7H, m),
10 2.31 (3H, s), 2.89-2.99 (1H, m), 3.04-3.16 (1H, m), 3.34 (3H, s), 3.36-3.45 (2H, m),
3.88-4.00 (4H, m), 9.18-9.33 (1H, m)

[0270]

Reference example 8-66

MS(ESI, m/z):482(M+H)+

15 [0271]

Reference example 8-67

MS(ESI, m/z):453(M+H)+

[0272]

Reference example 8-68

20 ¹H-NMR (CDCl₃) δ ppm: 0.91 (6H, s), 1.29-1.89 (8H, m), 2.03-2.12 (1H, m), 2.15 (2H,
s), 2.24-2.40 (2H, m), 2.28 (6H, s), 2.32 (3H, s), 2.91-3.01 (1H, m), 3.07-3.20 (1H, m),
3.19 (2H, d, J=5.5Hz), 3.33 (3H, s), 3.88-4.00 (4H, m), 9.39-9.51 (1H, m)

[0273]

Reference example 8-69

25 ¹H-NMR (CDCl₃) δ ppm: 1.17 (3H, t, J=7.0Hz), 1.23-1.88 (11H, m), 1.99-2.11 (1H, m),
2.22 (6H, s), 2.25-2.36 (3H, m), 2.29 (3H, s), 2.91-3.01 (1H, m), 3.23-3.62 (7H, m),
3.77-4.06 (6H, m), 8.28-9.94 (1H, m)

[0274]

Reference example 8-70

$^1\text{H-NMR}$ (CDCl_3) δ ppm: 1.17 (3H, t, $J=7.0\text{Hz}$), 1.25-1.88 (13H, m), 2.00-2.10 (1H, m),
2.21 (6H, s), 2.23-2.38 (3H, m), 2.29 (3H, s), 2.89-3.00 (1H, m), 3.20-3.62 (7H, m),
5 3.75-4.10 (6H, m), 8.55-9.77 (1H, m)

[0275]

Reference example 8-71

$^1\text{H-NMR}$ (CDCl_3) δ ppm: 0.30-0.55 (4H, m), 0.90-1.05 (1H, m), 1.35-1.90 (11H, m),
2.00-2.15 (1H, m), 2.24 (6H, s), 2.30-2.45 (6H, m), 2.90-3.00 (1H, m), 3.10-3.25 (1H,
10 m), 3.25-3.35 (2H, m), 3.75 (2H, d, $J=6.7\text{Hz}$), 3.90-4.00 (4H, m), 9.32 (1H, brs)

[0276]

Reference example 8-72

$^1\text{H-NMR}$ (CDCl_3) δ ppm: 1.02 (6H, s), 1.29-1.49 (3H, m), 1.50-1.88 (6H, m), 1.98-2.10
(1H, m), 2.22 (6H, s), 2.28-2.40 (1H, m), 2.30 (3H, s), 2.91-3.02 (1H, m), 3.16-3.39 (3H,
15 m), 3.33 (3H, s), 3.46-3.58 (2H, m), 3.76-4.07 (6H, m), 8.26-9.55 (1H, m)

[0277]

Reference example 8-73

$^1\text{H-NMR}$ (CDCl_3) δ ppm: 0.93 (3H, t, $J=7.4\text{Hz}$), 1.02 (6H, s), 1.33-1.87 (11H, m),
2.02-2.12 (1H, m), 2.23 (6H, s), 2.31 (3H, s), 2.35-2.45 (1H, m), 2.85-3.10 (2H, m),
20 3.25 (2H, d, $J=4.8\text{Hz}$), 3.60-3.84 (2H, m), 3.88-4.01 (4H, m), 9.09-9.47 (1H, m)

[0278]

Reference example 8-74

$^1\text{H-NMR}$ (CDCl_3) δ ppm: 0.86-0.97 (3H, m), 0.91 (6H, s), 1.34-1.50 (3H, m), 1.51-1.88
(8H, m), 2.02-2.12 (1H, m), 2.14 (2H, s), 2.28 (6H, s), 2.31 (3H, s), 2.33-2.42 (1H, m),
25 2.88-3.11 (2H, m), 3.19 (2H, d, $J=5.5\text{Hz}$), 3.59-3.83 (2H, m), 3.88-4.02 (4H, m),
9.29-9.52 (1H, m)

[0279]

Reference example 8-75

$^1\text{H-NMR}$ (CDCl_3) δ ppm: 0.87 (6H, t, $J=7.4\text{Hz}$), 1.23 (3H, t, $J=7.0\text{Hz}$), 1.34-1.88 (13H, m), 2.01-2.13 (1H, m), 2.31 (3H, s), 2.32 (6H, s), 2.35-2.43 (1H, m), 2.90-3.10 (2H, m), 3.30 (2H, d, $J=5.0\text{Hz}$), 3.75-4.01 (6H, m), 9.10-9.45 (1H, m)

5 [0280]

Reference example 8-76

$^1\text{H-NMR}$ (CDCl_3) δ ppm: 0.91 (6H, s), 1.22 (3H, t, $J=7.1\text{Hz}$), 1.34-1.50 (3H, m), 1.51-1.89 (6H, m), 2.01-2.12 (1H, m), 2.14 (2H, s), 2.28 (6H, s), 2.32 (3H, s), 2.33-2.42 (1H, m), 2.90-3.12 (2H, m), 3.19 (2H, d, $J=5.8\text{Hz}$), 3.75-4.00 (6H, m), 9.33-9.47 (1H,

10 m)

[0281]

Reference example 8-77

$^1\text{H-NMR}$ (CDCl_3) δ ppm: 1.22 (3H, t, $J=7.1\text{Hz}$), 1.30-1.47 (3H, m), 1.51-1.75 (5H, m), 1.79-1.88 (1H, m), 2.00-2.12 (1H, m), 2.24-2.37 (1H, m), 2.31 (3H, s), 2.85-2.93 (1H, m), 2.94-3.05 (1H, m), 2.96 (3H, s), 3.41-3.56 (4H, m), 3.73-4.00 (6H, m), 6.63-6.78 (3H, m), 7.17-7.25 (2H, m), 9.30-9.41 (1H, m)

15

[0282]

Reference example 8-78

$^1\text{H-NMR}$ (CDCl_3) δ ppm: 0.93 (3H, t, $J=7.3\text{Hz}$), 1.28-1.89 (13H, m), 2.02-2.13 (1H, m), 2.27 (3H, s), 2.31 (3H, s), 2.33-2.43 (1H, m), 2.52-2.63 (4H, m), 2.86-3.08 (2H, m), 3.34-3.45 (2H, m), 3.55-3.87 (4H, m), 3.89-4.01 (4H, m), 9.45-9.69 (1H, m)

20

[0283]

Reference example 8-79

$^1\text{H-NMR}$ (CDCl_3) δ ppm: 0.92 (3H, t, $J=7.3\text{Hz}$), 0.99 (6H, t, $J=7.2\text{Hz}$), 1.22-1.36 (2H, m), 1.38-2.02 (11H, m), 2.12-2.26 (2H, m), 2.46-2.59 (6H, m), 2.82-2.95 (2H, m), 3.14-3.22 (1H, m), 3.25-3.34 (2H, m), 3.48-3.66 (2H, m), 3.91-4.03 (4H, m), 4.07-4.19 (1H, m), 7.17-7.35 (5H, m), 9.10-9.34 (1H, m)

25

[0284]

Reference example 8-80

¹H-NMR (CDCl₃) δ ppm: 0.92 (3H, t, J=7.3Hz), 1.22-2.01 (19H, m), 2.12-2.26 (2H, m),
2.28-2.49 (6H, m), 2.81-2.94 (2H, m), 3.14-3.22 (1H, m), 3.28-3.40 (2H, m), 3.47-3.65
5 (2H, m), 3.90-4.03 (4H, m), 4.08-4.19 (1H, m), 7.16-7.34 (5H, m), 9.07-9.34 (1H, m)

[0285]

Reference example 8-81

¹H-NMR (CDCl₃) δ ppm: 0.92 (3H, t, J=7.4Hz), 1.21-1.36 (2H, m), 1.39-2.01 (11H, m),
2.12-2.26 (2H, m), 2.22 (6H, s), 2.36-2.44 (2H, m), 2.80-2.95 (2H, m), 3.13-3.22 (1H,
10 m), 3.29-3.38 (2H, m), 3.48-3.66 (2H, m), 3.90-4.03 (4H, m), 4.08-4.19 (1H, m),
7.17-7.35 (5H, m), 9.18-9.36 (1H, m)

[0286]

Reference example 8-82

MS(ESI, m/z):425(M+H)+

15 [0287]

Reference example 8-83

MS(ESI, m/z):411(M+H)+

[0288]

Reference example 8-85

20 ¹H-NMR (CDCl₃) δ ppm: 1.23 (3H, t, J=7.0Hz), 1.33-1.87 (11H, m), 1.90-2.00 (2H, m),
2.03-2.20 (3H, m), 2.27 (3H, s), 2.31-2.41 (1H, m), 2.32 (3H, s), 2.60-2.82 (2H, m),
2.91-3.10 (2H, m), 3.59-4.02 (7H, m), 9.16-9.40 (1H, m)

[0289]

Reference example 8-86

25 ¹H-NMR (CDCl₃) δ ppm: 0.94 (3H, t, J=7.4Hz), 1.28-1.49 (8H, m), 1.45 (9H, s),
1.51-1.96 (9H, m), 2.02-2.12 (1H, m), 2.27-2.40 (1H, m), 2.31 (3H, s), 2.86-3.08 (4H,
m), 3.61-4.05 (9H, m), 9.30-9.45 (1H, m)

[0290]

Reference example 8-87

$^1\text{H-NMR}$ (CDCl_3) δ ppm: 1.15-1.30 (3H, m), 1.33-1.50 (3H, m), 1.50-1.95 (6H, m),
2.00-2.13 (1H, m), 2.25-2.40 (7H, m), 2.80-2.91 (2H, m), 2.91-2.98 (1H, m), 2.98-3.08
5 (1H, m), 3.65-3.75 (2H, m), 3.75-3.90 (2H, m), 3.90-4.00 (4H, m), 4.35-4.50 (1H, m),
9.59 (1H, d, $J=6.4\text{Hz}$)

[0291]

Reference example 8-88

$^1\text{H-NMR}$ (CDCl_3) δ ppm: 0.92 (3H, t, $J=7.2\text{Hz}$), 1.30-1.50 (3H, m), 1.50-1.95 (8H, m),
10 2.00-2.15 (1H, m), 2.25-2.45 (7H, m), 2.80-2.96 (3H, m), 2.97-3.10 (1H, m), 3.50-3.80
(4H, m), 3.90-4.00 (4H, m), 4.30-4.50 (1H, m), 9.59 (1H, d, $J=6.4\text{Hz}$)

[0292]

Reference example 8-89

$^1\text{H-NMR}$ (CDCl_3) δ ppm: 0.87 (3H, t, $J=7.4\text{Hz}$), 1.35-1.90 (10H, m), 1.90-2.00 (1H, m),
15 2.10-2.30 (8H, m), 2.44 (2H, t, $J=6.5\text{Hz}$), 2.80-2.95 (2H, m), 3.21 (1H, d, $J=13.5\text{Hz}$),
3.30-3.40 (2H, m), 3.45-3.60 (2H, m), 3.90-4.05 (4H, m), 4.13 (1H, d, $J=13.5\text{Hz}$),
7.15-7.35 (5H, m), 9.30 (1H, br)

[0293]

Reference example 8-90

$^1\text{H-NMR}$ (CDCl_3) δ ppm: 0.85-0.90 (6H, m), 1.12 (3H, t, $J=7.0\text{Hz}$), 1.35-2.05 (10H, m),
20 2.11 (2H, s), 2.15-2.35 (7H, m), 2.85-3.00 (2H, m), 3.05-3.20 (2H, m), 3.21 (1H, d,
 $J=13.7\text{Hz}$), 3.60-3.75 (2H, m), 3.90-4.00 (4H, m), 4.14 (1H, d, $J=13.7\text{Hz}$), 7.15-7.35
(5H, m), 9.34 (1H, br)

[0294]

25 Reference example 8-91

$^1\text{H-NMR}$ (CDCl_3) δ ppm: 0.35-0.42 (2H, m), 0.44-0.52 (2H, m), 0.91 (6H, s), 0.93-1.05
(1H, m), 1.35-1.50 (3H, m), 1.50-1.73 (4H, m), 1.74-1.88 (2H, m), 2.00-2.11 (1H, m),

2.15 (2H, s), 2.20-2.44 (10H, m), 2.90-3.00 (1H, m), 3.10-3.30 (3H, m), 3.76 (2H, d, J=6.4Hz), 3.90-4.00 (4H, m), 9.42 (1H, brs)

$[\alpha]_D^{28} = -10.39^\circ$ (c=0.28, MeOH)

[0295]

5 Reference example 8-92

$^1\text{H-NMR}$ (CDCl_3) δ ppm: 1.20 (6H, t, J=7.2Hz), 1.22 (3H, t, J=6.8Hz), 1.34-1.90 (8H, m), 2.00-2.15 (1H, m), 2.25-2.45 (4H, m), 2.45-2.65 (7H, m), 2.85-3.10 (2H, m), 3.30-3.40 (2H, m), 3.70-3.91 (2H, m), 3.91-4.00 (4H, m), 9.27 (1H, brs)

[0296]

10 Reference example 8-93

$^1\text{H-NMR}$ (CDCl_3) δ ppm: 1.21 (3H, t, J=7.2Hz), 1.34 (6H, s), 1.35-1.90 (9H, m), 2.00-2.15 (1H, m), 2.20-2.45 (10H, m), 2.49 (2H, s), 2.90-3.10 (2H, m), 3.70-3.88 (2H, m), 3.88-4.00 (4H, m), 9.35 (1H, brs)

[0297]

15 Reference example 8-94

$^1\text{H-NMR}$ (CDCl_3) δ ppm: 0.87 (6H, t, J=7.6Hz), 1.23 (3H, t, J=7.0Hz), 1.30-1.90 (13H, m), 2.00-2.15 (1H, m), 2.20-2.45 (10H, m), 2.90-3.10 (2H, m), 3.30 (2H, d), 3.75-4.00 (6H, m), 9.15-9.45 (1H, m)

[0298]

20 Reference example 8-95

$^1\text{H-NMR}$ (CDCl_3) δ ppm: 1.24 (3H, t), 1.35-1.50 (3H, m), 1.50-1.90 (6H, m), 2.00-2.15 (1H, m), 2.20-2.50 (12H, m), 2.85-3.10 (2H, m), 3.30-3.45 (2H, m), 3.75-4.00 (6H, m), 9.20-9.40 (1H, m)

$[\alpha]_D^{27} = -12.97^\circ$ (c=0.33, MeOH)

25 [0299]

Reference example 8-96

$^1\text{H-NMR}$ (CDCl_3) δ ppm: 0.35-0.45 (2H, m), 0.45-0.55 (2H, m), 0.90-1.05 (1H, m),

1.30-1.90 (9H, m), 2.00-2.15 (1H, m), 2.25 (6H, s), 2.31 (3H, s), 2.38 (1H, t, J=11.2Hz), 2.44 (2H, t, J=6.8Hz), 2.90-3.00 (1H, m), 3.10-3.25 (1H, m), 3.33-3.45 (2H, m), 3.76 (2H, d, J=6.8Hz), 3.90-4.00 (4H, m), 9.29 (1H, brs)

[0300]

5 Reference example 8-98

¹H-NMR (CDCl₃) δ ppm: 0.95 (3H, t, J=7.2Hz), 1.30-1.90 (8H, m), 1.90-2.02 (1H, m), 2.10-2.22 (1H, m), 2.25 (6H, s), 2.44 (2H, t, J=7.2Hz), 2.70-3.32 (6H, m), 3.33-3.45 (2H, m), 3.60-3.80 (2H, m), 3.90-4.00 (5H, m), 9.23 (1H, brs)

[0301]

10 Reference example 8-99

¹H-NMR (CDCl₃) δ ppm: 0.91 (6H, s), 1.23 (3H, t, J=7.0Hz), 1.35-1.50 (3H, m), 1.50-1.90 (6H, m), 1.95-2.10 (2H, m), 2.15 (2H, s), 2.28 (6H, s), 2.60-2.70 (1H, m), 2.75-3.15 (3H, m), 3.19 (2H, d, J=5.6Hz), 3.70-4.00 (6H, m), 4.40-4.65 (2H, m), 9.38 (1H, brs)

15 [0302]

Reference example 8-100

MS(ESI, m/z):507(M+H)⁺

[0303]

Reference example 9-1

20 1-{{(3'R*,4'aR*,8'aR*)Octahydro-1'H-spiro[1,3-dioxolane-2,6'-quinolin]-3'-yl]carbonyl}-1-butyl-3-[2-(diethylamino)ethyl]urea

To a mixture of 1-{{(3'R*,4'aR*,8'aR*)-1'-benzyloctahydro-1'H-spiro[1,3-dioxolane-2,6'-quinolin]-3'-yl]carbonyl}-1-butyl-3-[2-(diethylamino)ethyl]urea (reference example 8-79) (177mg) and ethanol (6.0mL) was added 10% palladium-carbon (70mg), and the mixture was stirred at room temperature for 2 hours under a hydrogen atmosphere. The mixture was passed through a layer of Celite (registered mark) and the filtrate was concentrated under reduced pressure to give the title compound (142mg).

25

¹H-NMR (CDCl₃) δ ppm: 0.95 (3H, t, J=7.5Hz), 1.02 (6H, t, J=7.2Hz), 1.29-1.86 (13H, m), 2.18-2.30 (1H, m), 2.48-2.62 (6H, m), 2.76-2.95 (2H, m), 3.13-3.22 (1H, m), 3.28-3.38 (2H, m), 3.62-3.83 (2H, m), 3.90-4.01 (4H, m), 9.05-9.40 (1H, m)

[0304]

- 5 Reference examples 9-2 to 9-5 were prepared in a manner similar to those as described in reference example 9-1 using the corresponding benzylamines instead of 1-[(3'R*,4'aR*,8'aR*)-1'-benzyloctahydro-1'H-spiro[1,3-dioxolane-2,6'-quinolin]-3'-yl]carbonyl}-1-butyl-3-[2-(diethylamino)ethyl]urea. These were illustrated in Table 8.

[0305]

[Table 8]

Reference example	Structure	Reference example	Structure
9-1		9-4	
9-2		9-5	
9-3			

10

The structures of the reference example 9-1 to 9-5 in Table 8 indicate relative configuration.

[0306]

The physical data of reference examples 9-2 to 9-5 were shown below.

15 [0307]

Reference example 9-2

¹H-NMR (CDCl₃) δ ppm: 0.95 (3H, t, J=7.3Hz), 1.29-1.87 (19H, m), 2.17-2.53 (7H, m), 2.74-2.95 (2H, m), 3.12-3.22 (1H, m), 3.33-3.44 (2H, m), 3.62-3.83 (2H, m), 3.90-4.01 (4H, m), 8.98-9.47 (1H, m)

5 [0308]

Reference example 9-3

¹H-NMR (CDCl₃) δ ppm: 0.95 (3H, t, J=7.3Hz), 1.27-1.87 (13H, m), 2.17-2.29 (1H, m), 2.25 (6H, s), 2.39-2.48 (2H, m), 2.73-2.97 (2H, m), 3.12-3.23 (1H, m), 3.31-3.42 (2H, m), 3.63-3.84 (2H, m), 3.91-4.02 (4H, m), 9.14-9.46 (1H, m)

10 [0309]

Reference example 9-4

MS(ESI, m/z):397(M+H)+

[0310]

Reference example 9-5

15 MS(ESI, m/z):425(M+H)+

[0311]

Reference example 10-1

1-{{(3R,4aR,8aR)-1-Methyl-6-oxodecahydroquinolin-3-yl}carbonyl}-3-[2-(dimethylamino)ethyl]-1-propylurea

20 To 1-{{(3'R,4'aR,8'aR)-1'-methyloctahydro-1'H-spiro[1,3-dioxolane-2,6'-quinolin]-3'-yl}carbonyl}-3-[2-(dimethylamino)ethyl]-1-propylurea (reference example 8-1) (2.366g) was added 2mol/L hydrochloric acid (30mL) and the mixture was stirred at room temperature for 2 hours. After diethyl ether was added to the reaction mixture and washed, the aqueous layer was made alkaline with potassium carbonate. The mixture
25 was extracted with methylene chloride/methanol mixed solvent (methylene chloride:methanol=9:1). After the organic layer was dried over anhydrous sodium sulfate, it was concentrated under reduced pressure to give the title compound (1.605g).

¹H-NMR (CDCl₃) δ ppm: 0.94 (3H, t, J=7.4Hz), 1.45-1.90 (6H, m), 1.95-2.05 (1H, m), 2.10-2.55 (17H, m), 2.90-3.10 (2H, m), 3.30-3.45 (2H, m), 3.60-3.80 (2H, m), 9.22 (1H, brs)

$[\alpha]_{\text{D}}^{28} = -37.56^{\circ}$ (c=0.38, MeOH)

5 [0312]

Reference example 10-7

1-{[(3R*,4aR*,8aR*)-1-Methyl-6-oxodecahydroquinolin-3-yl]carbonyl}-1-[3-(dimethylamino)propyl]-3-ethylurea

To 1-{[(3'R*,4'aR*,8'aR*)-1'-methyloctahydro-1'H-spiro[1,3-dioxolane-2,6'-quinolin]-3'-yl]carbonyl}-1-[3-(dimethylamino)propyl]-3-ethylurea (reference example 7-2) (2.305g) was added 2mol/L hydrochloric acid (103mL) and the mixture was stirred at room temperature for 2 hours. The reaction mixture was made alkaline with potassium carbonate. The mixture was extracted with methylene chloride/methanol mixed solvent (methylene chloride:methanol=9:1). After the organic layer was dried over anhydrous sodium sulfate, it was concentrated under reduced pressure to give the title compound (2.084g).

MS(ESI, m/z):367(M+H)+

[0313]

Reference examples 10-2 to 10-6 and reference examples 10-8 to 10-108 were prepared in a manner similar to those as described in reference example 10-1 or reference example 10-7 using the corresponding ketals instead of 1-{[(3'R,4'aR,8'aR)-1'-methyloctahydro-1'H-spiro[1,3-dioxolane-2,6'-quinolin]-3'-yl]-carbonyl}-3-[2-(dimethylamino)ethyl]-1-propylurea. These were illustrated in Table 9.

[0314]

[Table 9]

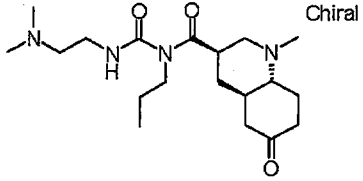
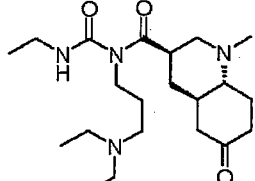
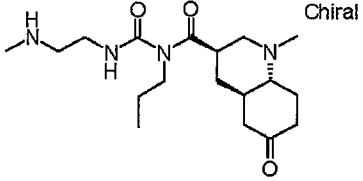
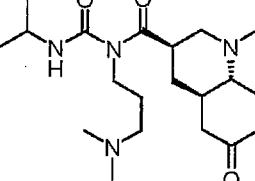
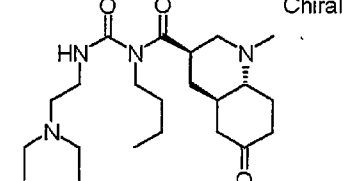
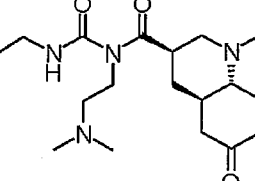
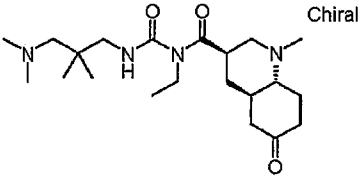
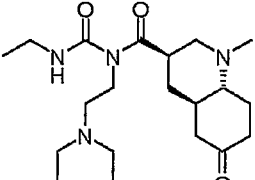
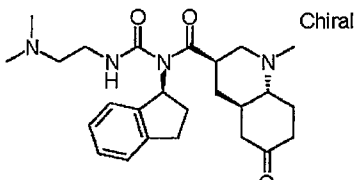
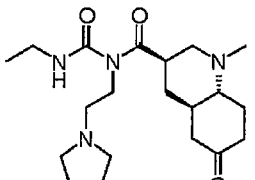
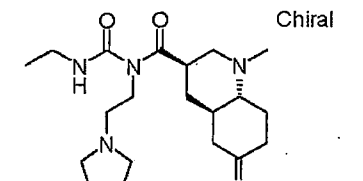
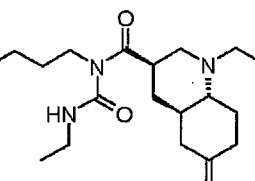
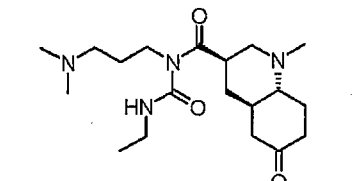
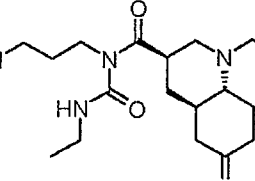
Reference example	Structure	Reference example	Structure
10-1	 Chiral	10-8	
10-2	 Chiral	10-9	
10-3	 Chiral	10-10	
10-4	 Chiral	10-11	
10-5	 Chiral	10-12	
10-6	 Chiral	10-13	
10-7		10-14	

Table 9 (continued)

Reference example	Structure	Reference example	Structure
10-15		10-22	
10-16		10-23	
10-17		10-24	
10-18		10-25	
10-19		10-26	
10-20		10-27	
10-21		10-28	

Table 9 (continued)

Reference example	Structure	Reference example	Structure
10-29		10-36	
10-30		10-37	
10-31		10-38	
10-32		10-39	
10-33		10-40	
10-34		10-41	
10-35		10-42	

Table 9 (continued)

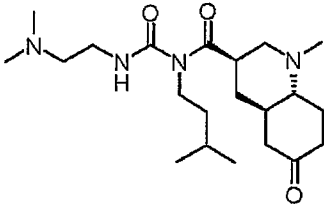
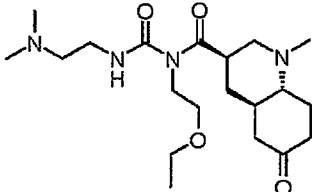
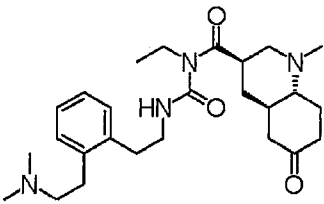
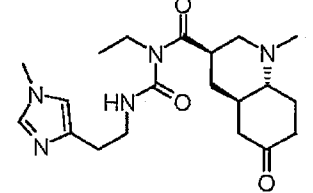
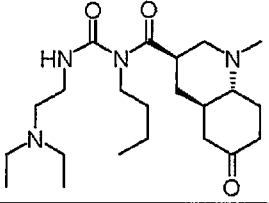
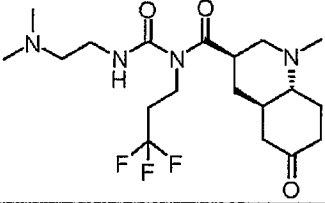
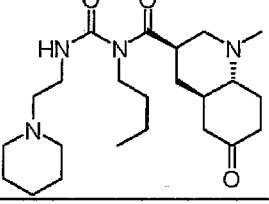
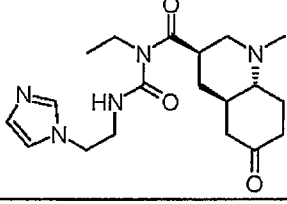
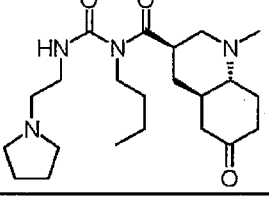
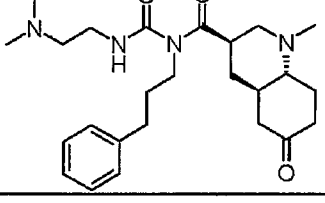
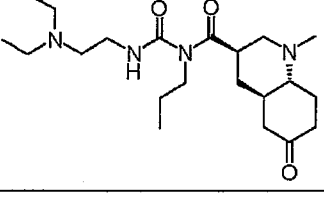
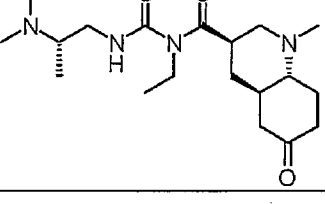
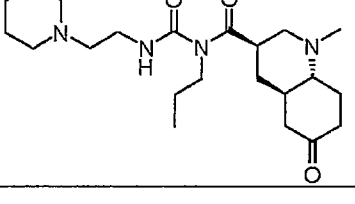
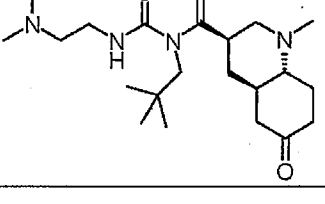
Reference example	Structure	Reference example	Structure
10-43		10-50	
10-44		10-51	
10-45		10-52	
10-46		10-53	
10-47		10-54	
10-48		10-55	
10-49		10-56	

Table 9 (continued)

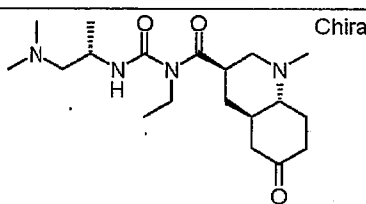
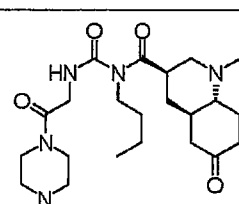
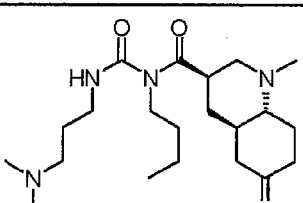
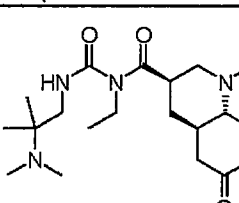
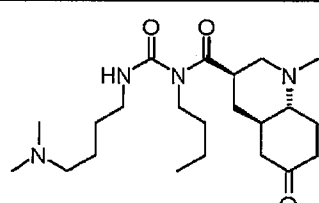
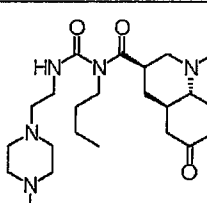
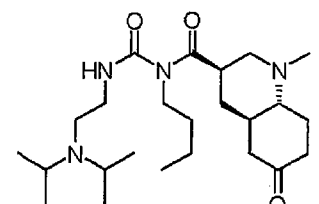
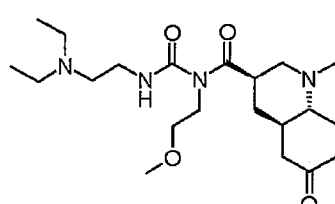
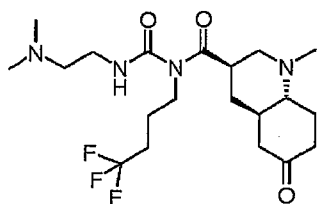
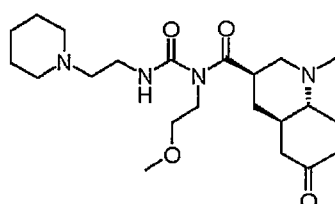
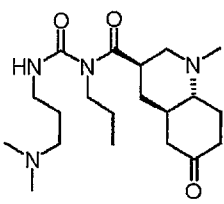
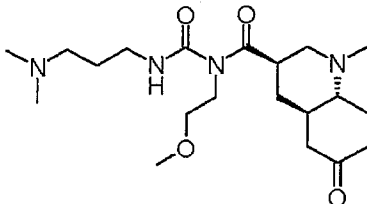
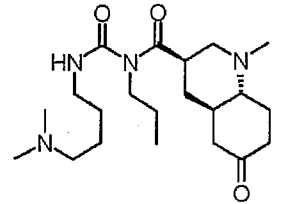
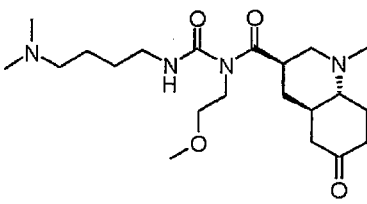
Reference example	Structure	Reference example	Structure
10-57	 Chiral	10-64	
10-58		10-65	
10-59		10-66	
10-60		10-67	
10-61		10-68	
10-62		10-69	
10-63		10-70	

Table 9 (continued)

Reference example	Structure	Reference example	Structure
10-71		10-78	
10-72		10-79	
10-73		10-80	
10-74		10-81	
10-75		10-82	
10-76		10-83	
10-77		10-84	

Table 9 (continued)

Reference example	Structure	Reference example	Structure
10-85		10-92	
10-86		10-93	
10-87		10-94	
10-88		10-95	
10-89		10-96	
10-90		10-97	
10-91		10-98	

Table 9 (continued)

Reference example	Structure	Reference example	Structure
10-99		10-104	
10-100		10-105	
10-101		10-106	
10-102		10-107	
10-103		10-108	

The structures of the reference example 10-1 to 10-6, 10-57 and 10-102 to 10-107 in Table 9 indicate absolute configuration, and the structures of the reference example 10-7 to 10-56, 10-58 to 10-101 and 10-108 in Table 9 indicate relative configuration.

5

[0315]

The physical data of reference examples 10-2 to 10-6 and reference examples 10-8 to 10-108 were shown below.

[0316]

Reference example 10-2

MS(ESI, m/z):353(M+H)+

[0317]

Reference example 10-3

5 MS(ESI, m/z):409(M+H)+

[0318]

Reference example 10-4

¹H-NMR (CDCl₃) δ ppm: 0.91 (6H, s), 1.23 (3H, t, J=7.2Hz), 1.50-1.65 (2H, m),

1.70-1.90 (2H, m), 1.95-2.10 (1H, m), 2.10-2.60 (17H, m), 2.95-3.15 (2H, m), 3.20 (2H,

10 d, J=5.6Hz), 3.75-3.90 (2H, m), 9.35 (1H, brs)

[0319]

Reference example 10-5

MS(ESI, m/z):441(M+H)+

[0320]

15 Reference example 10-6

MS(ESI, m/z):379(M+H)+

[0321]

Reference example 10-8

MS(ESI, m/z):395(M+H)+

20 [0322]

Reference example 10-9

MS(ESI, m/z):381(M+H)+

[0323]

Reference example 10-10

25 MS(ESI, m/z):353(M+H)+

[0324]

Reference example 10-11

MS(ESI, m/z):381(M+H)+

[0325]

Reference example 10-12

MS(ESI, m/z):379(M+H)+

5 [0326]

Reference example 10-13

¹H-NMR (CDCl₃) δ ppm: 0.86 (3H, t, J=7.3Hz), 1.16 (3H, t, J=7.3Hz), 1.40-1.65 (4H, m), 1.65-1.95 (4H, m), 2.10-2.25 (7H, m), 2.25-2.60 (9H, m), 2.60-2.75 (1H, m), 3.00-3.10 (1H, m), 3.10-3.35 (3H, m), 3.60-3.85 (2H, m), 9.40 (1H, brs)

10 [0327]

Reference example 10-14

¹H-NMR (CDCl₃) δ ppm: 1.03 (3H, t, J=7.1Hz), 1.17 (3H, t, J=7.3Hz), 1.40-1.65 (2H, m), 1.65-1.95 (4H, m), 2.10-2.25 (7H, m), 2.25-2.50 (7H, m), 2.55 (1H, t, J=11.1Hz), 2.70-2.90 (2H, m), 2.95-3.10 (1H, m), 3.10-3.35 (3H, m), 3.60-3.85 (2H, m), 9.41 (1H,

15 brs)

[0328]

Reference example 10-15

¹H-NMR (CDCl₃) δ ppm: 0.94 (3H, t, J=7.6Hz), 1.40-1.70 (4H, m), 1.70-1.90 (2H, m), 1.90-2.10 (1H, m), 2.10-2.60 (17H, m), 2.90-3.10 (2H, m), 3.30-3.50 (2H, m), 3.60-3.80 (2H, m), 9.22 (1H, brs)

20

[0329]

Reference example 10-16

MS(ESI, m/z):367(M+H)+

[0330]

25 Reference example 10-17

MS(ESI, m/z):353(M+H)+

[0331]

Reference example 10-18

MS(ESI, m/z):381(M+H)+

[0332]

Reference example 10-19

5 MS(ESI, m/z):324(M+H)+

[0333]

Reference example 10-20

MS(ESI, m/z):386(M+H)+

[0334]

10 Reference example 10-21

MS(ESI, m/z):354(M+H)+

[0335]

Reference example 10-22

MS(ESI, m/z):340(M+H)+

15 [0336]

Reference example 10-23

MS(ESI, m/z):296(M+H)+

[0337]

Reference example 10-24

20 MS(ESI, m/z):381(M+H)+

[0338]

Reference example 10-25

MS(ESI, m/z):373(M+H)+

[0339]

25 Reference example 10-26

MS(ESI, m/z):365(M+H)+

[0340]

Reference example 10-27

MS(ESI, m/z):397(M+H)+

[0341]

Reference example 10-28

5 MS(ESI, m/z):415(M+H)+

[0342]

Reference example 10-29

MS(ESI, m/z):354(M+H)+

[0343]

10 Reference example 10-30

MS(ESI, m/z):429(M+H)+

[0344]

Reference example 10-31

MS(ESI, m/z):387(M+H)+

15 [0345]

Reference example 10-32

MS(ESI, m/z):393(M+H)+

[0346]

Reference example 10-33

20 MS(ESI, m/z):373(M+H)+

[0347]

Reference example 10-34

MS(ESI, m/z):381(M+H)+

[0348]

25 Reference example 10-35

MS(ESI, m/z):381(M+H)+

[0349]

Reference example 10-36

MS(ESI, m/z):379(M+H)+

[0350]

Reference example 10-37

5 MS(ESI, m/z):421(M+H)+

[0351]

Reference example 10-38

MS(ESI, m/z):422(M+H)+

[0352]

10 Reference example 10-39

MS(ESI, m/z):365(M+H)+

[0353]

Reference example 10-40

MS(ESI, m/z):395(M+H)+

15 [0354]

Reference example 10-41

MS(ESI, m/z):421(M+H)+

[0355]

Reference example 10-42

20 MS(ESI, m/z):429(M+H)+

[0356]

Reference example 10-43

MS(ESI, m/z):395(M+H)+

[0357]

25 Reference example 10-44

MS(ESI, m/z):457(M+H)+

[0358]

Reference example 10-45

MS(ESI, m/z):409(M+H)+

[0359]

Reference example 10-46

5 MS(ESI, m/z):421(M+H)+

[0360]

Reference example 10-47

MS(ESI, m/z):407(M+H)+

[0361]

10 Reference example 10-48

¹H-NMR (CDCl₃) δ ppm: 0.94 (3H, t, J=6.0Hz), 1.02 (6H, t, J=5.6Hz), 1.45-1.90 (6H, m), 1.95-2.10 (1H, m), 2.15-2.25 (1H, m), 2.30-2.65 (14H, m), 2.90-3.10 (2H, m), 3.30-3.40 (2H, m), 3.60-3.80 (2H, m), 9.17 (1H, brs)

[0362]

15 Reference example 10-49

¹H-NMR (CDCl₃) δ ppm: 0.94 (3H, t, J=6.0Hz), 1.29-1.90 (12H, m), 1.95-2.05 (1H, m), 2.10-2.25 (1H, m), 2.25-2.55 (14H, m), 2.90-3.10 (2H, m), 3.30-3.45 (2H, m), 3.60-3.80 (2H, m), 9.14 (1H, brs)

[0363]

20 Reference example 10-50

¹H-NMR (CDCl₃) δ ppm: 1.16 (3H, t, J=7.0Hz), 1.40-1.65 (2H, m), 1.65-2.05 (4H, m), 2.10-2.55 (16H, m), 2.95-3.10 (1H, m), 3.30-3.65 (7H, m), 3.85-4.10 (2H, m), 9.09 (1H, br)

[0364]

25 Reference example 10-51

MS(ESI, m/z):390(M+H)+

[0365]

Reference example 10-52

MS(ESI, m/z):421(M+H)+

[0366]

Reference example 10-53

5 MS(ESI, m/z):376(M+H)+

[0367]

Reference example 10-54

MS(ESI, m/z):443(M+H)+

[0368]

10 Reference example 10-55

MS(ESI, m/z):367(M+H)+

[0369]

Reference example 10-56

MS(ESI, m/z):395(M+H)+

15 [0370]

Reference example 10-57

MS(ESI, m/z):367(M+H)+

$[\alpha]_D^{28} = -8.96^\circ$ (c=0.43, MeOH)

[0371]

20 Reference example 10-58

MS(ESI, m/z):395(M+H)+

[0372]

Reference example 10-59

MS(ESI, m/z):409(M+H)+

25 [0373]

Reference example 10-60

MS(ESI, m/z):437(M+H)+

[0374]

Reference example 10-61

MS(ESI, m/z):435(M+H)+

[0375]

5 Reference example 10-62

MS(ESI, m/z):381(M+H)+

[0376]

Reference example 10-63

MS(ESI, m/z):395(M+H)+

10 [0377]

Reference example 10-64

MS(ESI, m/z):450(M+H)+

[0378]

Reference example 10-65

15 MS(ESI, m/z):381(M+H)+

[0379]

Reference example 10-66

MS(ESI, m/z):436(M+H)+

[0380]

20 Reference example 10-67

MS(ESI, m/z):411(M+H)+

[0381]

Reference example 10-68

MS(ESI, m/z):423(M+H)+

25 [0382]

Reference example 10-69

MS(ESI, m/z):397(M+H)+

[0383]

Reference example 10-70

MS(ESI, m/z):411(M+H)+

[0384]

5 Reference example 10-71

MS(ESI, m/z):367(M+H)+

[0385]

Reference example 10-72

MS(ESI, m/z):397(M+H)+

10 [0386]

Reference example 10-73

MS(ESI, m/z):365(M+H)+

[0387]

Reference example 10-74

15 MS(ESI, m/z):379(M+H)+

[0388]

Reference example 10-75

MS(ESI, m/z):438(M+H)+

[0389]

20 Reference example 10-76

MS(ESI, m/z):409(M+H)+

[0390]

Reference example 10-77

25 ¹H-NMR (CDCl₃) δ ppm: 0.92 (6H, s), 1.45-1.65 (2H, m), 1.70-1.95 (2H, m), 1.95-2.10
(1H, m), 2.10-2.55 (17H, m), 2.95-3.05 (1H, m), 3.10-3.25 (3H, m), 3.34 (3H, s),
9.30-9.50 (1H, m)

[0391]

Reference example 10-78

MS(ESI, m/z):411(M+H)+

[0392]

Reference example 10-79

5 MS(ESI, m/z):425(M+H)+

[0393]

Reference example 10-80

¹H-NMR (CDCl₃) δ ppm: 0.35-0.45 (2H, m), 0.45-0.55 (2H, m), 0.90-1.05 (1H, m),

1.45-1.65 (2H, m), 1.65-1.90 (4H, m), 1.95-2.10 (1H, m), 2.15-2.30 (7H, m), 2.30-2.55

10 (10H, m), 2.95-3.05 (1H, m), 3.15-3.40 (3H, m), 3.65-3.85 (2H, m), 9.25 (1H, brs)

[0394]

Reference example 10-81

MS(ESI, m/z):411(M+H)+

[0395]

15 Reference example 10-82

MS(ESI, m/z):395(M+H)+

[0396]

Reference example 10-83

MS(ESI, m/z):409(M+H)+

20 [0397]

Reference example 10-84

MS(ESI, m/z):409(M+H)+

[0398]

Reference example 10-85

25 MS(ESI, m/z):395(M+H)+

[0399]

Reference example 10-86

MS(ESI, m/z):415(M+H)+

[0400]

Reference example 10-87

MS(ESI, m/z):411(M+H)+

5 [0401]

Reference example 10-88

MS(ESI, m/z):395(M+H)+

[0402]

Reference example 10-89

10 MS(ESI, m/z):407(M+H)+

[0403]

Reference example 10-90

MS(ESI, m/z):367(M+H)+

[0404]

15 Reference example 10-91

MS(ESI, m/z):381(M+H)+

[0405]

Reference example 10-92

MS(ESI, m/z):367(M+H)+

20 [0406]

Reference example 10-93

MS(ESI, m/z):385(M+H)+

[0407]

Reference example 10-94

25 MS(ESI, m/z):379(M+H)+

[0408]

Reference example 10-95

MS(ESI, m/z):393(M+H)+

[0409]

Reference example 10-96

MS(ESI, m/z):351(M+H)+

5 [0410]

Reference example 10-97

MS(ESI, m/z):365(M+H)+

[0411]

Reference example 10-98

10 $^1\text{H-NMR}$ (CDCl_3) δ ppm: 0.95 (3H, t, $J=7.6\text{Hz}$), 1.40-1.90 (6H, m), 2.10-2.60 (14H, m), 2.60-2.80 (1H, m), 2.80-3.15 (4H, m), 3.30-3.45 (2H, m), 3.60-3.80 (2H, m), 4.40-4.80 (2H, m), 9.19 (1H, brs)

[0412]

Reference example 10-99

15 $^1\text{H-NMR}$ (CDCl_3) δ ppm: 0.95 (3H, t, $J=7.2\text{Hz}$), 1.40-1.90 (4H, m), 2.10-2.27 (7H, m), 2.27-2.70 (8H, m), 2.80-3.05 (2H, m), 3.05-3.34 (4H, m), 3.34-3.45 (2H, m), 3.60-3.80 (2H, m), 9.14 (1H, brs)

[0413]

Reference example 10-100

20 $^1\text{H-NMR}$ (CDCl_3) δ ppm: 0.92 (6H, s), 1.24 (3H, t, $J=7.0\text{Hz}$), 1.45-1.70 (2H, m), 1.70-1.90 (2H, m), 2.10-2.55 (14H, m), 2.65-2.80 (1H, m), 2.85-3.15 (4H, m), 3.20 (2H, d, $J=5.5\text{Hz}$), 3.75-3.90 (2H, m), 4.40-4.75 (2H, m), 9.31 (1H, brs)

[0414]

Reference example 10-101

25 MS(ESI, m/z):463(M+H)+

[0415]

Reference example 10-102

$^1\text{H-NMR}$ (CDCl_3) δ ppm: 0.30-0.45 (2H, m), 0.45-0.55 (2H, m), 0.70-1.10 (7H, m),
1.45-1.65 (3H, m), 1.70-1.95 (2H, m), 1.95-2.10 (1H, m), 2.10-2.55 (16H, m), 2.90-3.10
(1H, m), 3.10-3.30 (3H, m), 3.60-3.85 (2H, m), 9.35 (1H, brs)
 $[\alpha]_{\text{D}}^{28} = -21.70^\circ$ (c=0.39, MeOH)

5 [0416]

Reference example 10-103

$^1\text{H-NMR}$ (CDCl_3) δ ppm: 1.02 (6H, t, J=7.2Hz), 1.24 (3H, t, J=7.2Hz), 1.45-1.65 (2H,
m), 1.70-1.90 (2H, m), 1.95-2.10 (1H, m), 2.10-2.25 (1H, m), 2.28-2.65 (14H, m),
2.90-3.10 (2H, m), 3.30-3.40 (2H, m), 3.80-3.90 (2H, m), 9.18 (1H, brs)

10 $[\alpha]_{\text{D}}^{28} = -31.40^\circ$ (c=0.28, MeOH)

[0417]

Reference example 10-104

$^1\text{H-NMR}$ (CDCl_3) δ ppm: 1.22 (3H, t, J=7.2Hz), 1.34 (6H, s), 1.45-1.70 (2H, m),
1.70-1.90 (2H, m), 1.95-2.10 (1H, m), 2.10-2.26 (1H, m), 2.27-2.55 (16H, m), 2.90-3.10
15 (2H, m), 3.70-3.90 (2H, m), 9.27 (1H, brs)

$[\alpha]_{\text{D}}^{28} = -20.69^\circ$ (c=0.29, MeOH)

[0418]

Reference example 10-105

$^1\text{H-NMR}$ (CDCl_3) δ ppm: 0.87 (6H, t, J=7.5Hz), 1.24 (3H, t, J=7.0Hz), 1.35-2.55 (24H,
20 m), 2.95-3.15 (2H, m), 3.29 (2H, d, J=4.8Hz), 3.75-3.90 (2H, m), 9.00-9.50 (1H, m)

$[\alpha]_{\text{D}}^{28} = -21.47^\circ$ (c=0.44, MeOH)

[0419]

Reference example 10-106

$^1\text{H-NMR}$ (CDCl_3) δ ppm: 1.25 (3H, t, J=7.1Hz), 1.40-2.55 (22H, m), 2.90-3.10 (2H, m),
25 3.30-3.45 (2H, m), 3.80-3.90 (2H, m), 9.00-9.45 (1H, m)

$[\alpha]_{\text{D}}^{27} = -35.33^\circ$ (c=0.42, MeOH)

[0420]

Reference example 10-107

¹H-NMR (CDCl₃) δ ppm: 0.30-0.45 (2H, m), 0.45-0.60 (2H, m), 0.90-1.05 (1H, m),
1.45-1.65 (2H, m), 1.70-1.90 (3H, m), 1.95-2.10 (1H, m), 2.10-2.55 (16H, m), 2.90-3.05
(1H, m), 3.10-3.25 (1H, m), 3.30-3.45 (2H, m), 3.65-3.85 (2H, m), 9.19 (1H, brs)

5 $[\alpha]_D^{28} = -20.70^\circ$ (c=0.28, MeOH)

[0421]

Reference example 10-108

MS(ESI, m/z):353(M+H)+

[0422]

10 Example 1-1

1-{[(4aR,6R,8aR)-2-Amino-3-cyano-8-methyl-4H,4aH,5H,6H,7H,8H,8aH,9H-thieno-
[3,2-g]quinolin-6-yl]carbonyl}-3-[2-(dimethylamino)ethyl]-1-propylurea (compound
1-1)

To a mixture of 1-{[(3R,4aR,8aR)-1-methyl-6-oxodecahydroquinolin-3-yl]-
15 carbonyl}-3-[2-(dimethylamino)ethyl]-1-propylurea (reference example 10-1) (1.602g)
and ethanol (44mL) were added malononitrile (435mg), morpholine (0.572mL),
followed by elemental sulfur (282mg) while stirring at room temperature. The mixture
was heated at 55°C and stirred for 1.5 hours. After cooling to room temperature, the
reaction mixture was concentrated under reduced pressure. The residue was purified by
20 aminopropyl silica gel column chromatography (eluent: 0%-5% methanol/ethyl acetate,
gradient elution) to give the title compound (1.479g) as a solid.

¹H-NMR (CDCl₃) δ ppm: 0.94 (3H, t, J=7.4Hz), 1.45-1.85 (4H, m), 1.95-2.15 (2H, m),
2.15-2.30 (7H, m), 2.30-2.55 (7H, m), 2.60-2.75 (1H, m), 2.90-3.00 (2H, m), 3.00-3.10
(1H, m), 3.35-3.45 (2H, m), 3.60-3.85 (2H, m), 4.65 (2H, s), 9.27 (1H, br)

25 $[\alpha]_D^{29} = -105.54^\circ$ (c=0.30, MeOH)

[0423]

Example 1-7

1-{{(4aR*,6R*,8aR*)-2-Amino-3-cyano-8-methyl-4H,4aH,5H,6H,7H,8H,8aH,9H-thieno[3,2-g]quinolin-6-yl}carbonyl}-1-[3-(dimethylamino)propyl]-3-ethylurea
(compound 1-7)

To a mixture of 1-{{(3R*,4aR*,8aR*)-1-methyl-6-oxodecahydroquinolin-3-yl}-
5 carbonyl}-1-[3-(dimethylamino)propyl]-3-ethylurea (reference example 10-7) (216mg)
and ethanol (6mL) were added malononitrile (71mg), morpholine (0.077mL), followed
by elemental sulfur (39mg) while stirring at room temperature, and the mixture was
heated at 55°C and stirred for 2 hours. After cooling to room temperature, the reaction
mixture was concentrated under reduced pressure. The residue was purified by
10 aminopropyl silica gel column chromatography (eluent: 0%-5% methanol/ethyl acetate,
gradient elution) to give the title compound (201mg) as a solid.

¹H-NMR (CDCl₃) δ ppm: 1.17 (3H, t, J=7.3Hz), 1.40-1.55 (1H, m), 1.65-1.90 (3H, m),
1.95-2.15 (2H, m), 2.15-2.25 (7H, m), 2.25-2.45 (7H, m), 2.60-2.70 (1H, m), 2.85-3.05
(2H, m), 3.20-3.40 (3H, m), 3.65-3.85 (2H, m), 4.64 (2H, s), 9.44 (1H, brs)

15 [0424]

Compounds 1-2 to 1-6 and compounds 1-8 to 1-110 were prepared in a manner
similar to those as described in example 1-1 or example 1-7 using the corresponding
octahydroquinolines and methyl 2-cyanoacetate or 2-cyanoacetamide instead of
1-{{(3R,4aR,8aR)-1-methyl-6-oxodecahydroquinolin-3-yl}carbonyl}-3-[2-(dimethyl-
20 amino)ethyl]-1-propylurea and malononitrile. These were illustrated in Table 10.

[0425]

[Tabel 10]

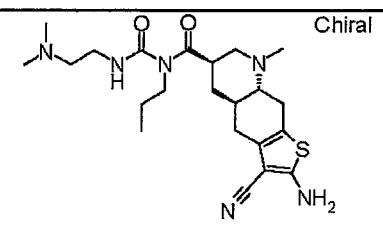
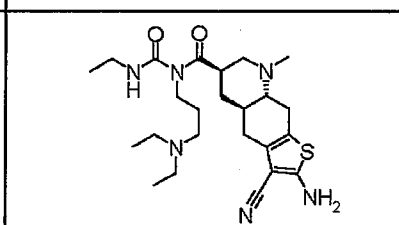
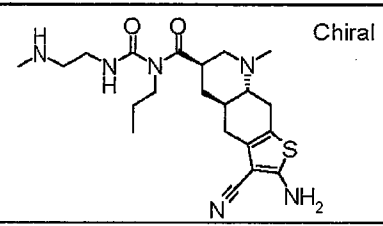
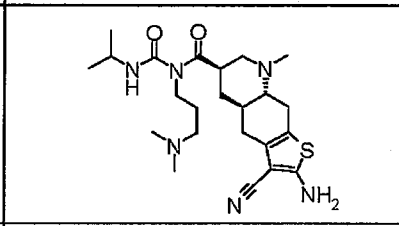
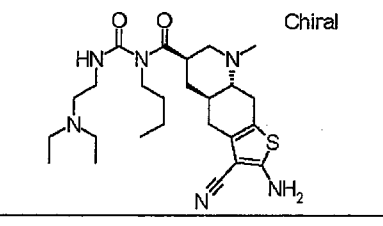
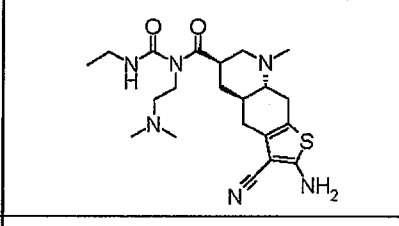
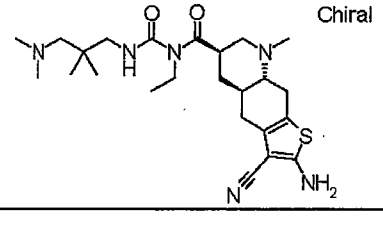
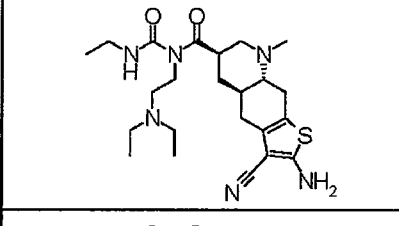
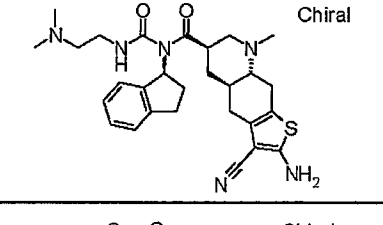
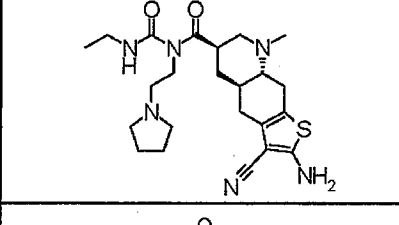
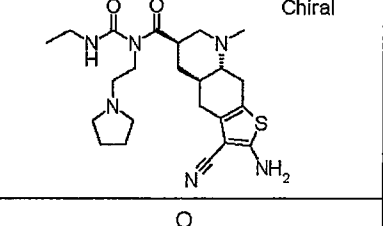
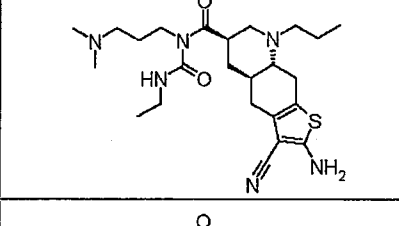
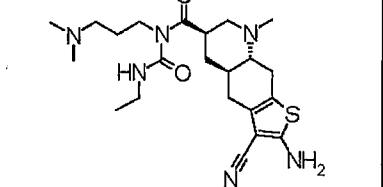
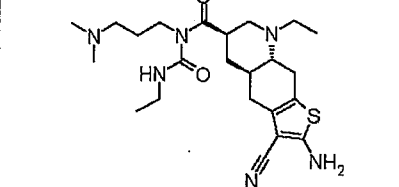
Compound No.	Structure	Compound No.	Structure
1-1	 Chiral	1-8	
1-2	 Chiral	1-9	
1-3	 Chiral	1-10	
1-4	 Chiral	1-11	
1-5	 Chiral	1-12	
1-6	 Chiral	1-13	
1-7		1-14	

Table 10 (continued)

Compound No.	Structure	Compound No.	Structure
1-15		1-22	
1-16		1-23	
1-17		1-24	
1-18		1-25	
1-19		1-26	
1-20		1-27	
1-21		1-28	

Table 10 (continued)

Compound No.	Structure	Compound No.	Structure
1-29		1-36	
1-30		1-37	
1-31		1-38	
1-32		1-39	
1-33		1-40	
1-34		1-41	
1-35		1-42	

Table 10 (continued)

Compound No.	Structure	Compound No.	Structure
1-43		1-50	
1-44		1-51	
1-45		1-52	
1-46		1-53	
1-47		1-54	
1-48		1-55	
1-49		1-56	

Table 10 (continued)

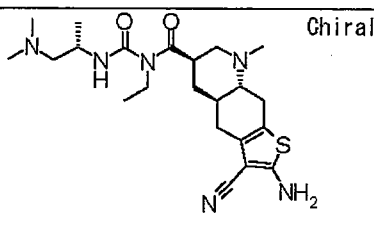
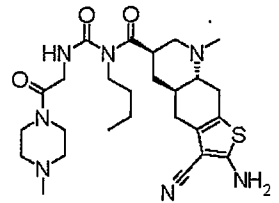
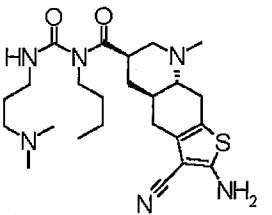
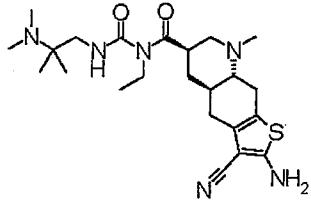
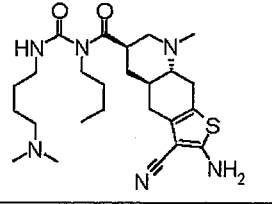
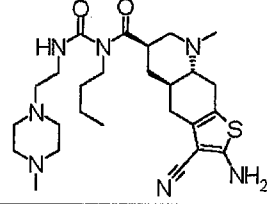
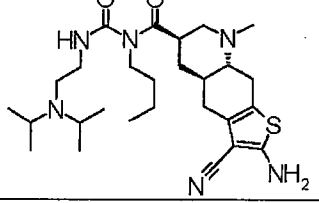
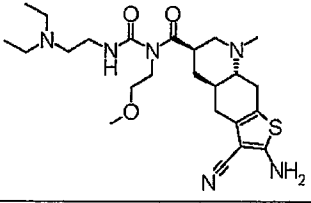
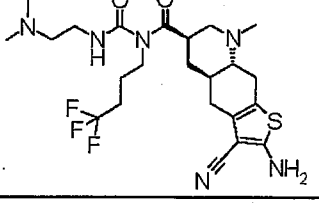
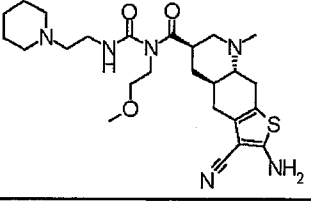
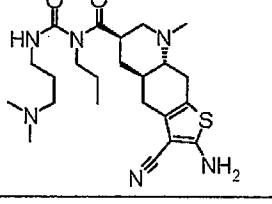
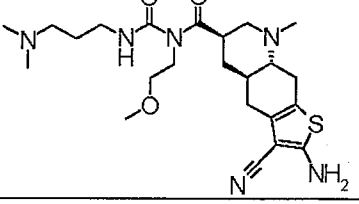
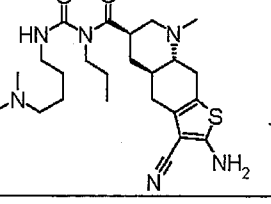
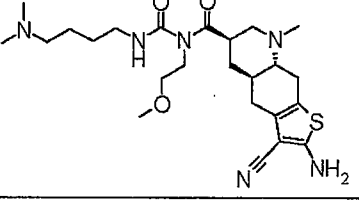
Compound No.	Structure	Compound No.	Structure
1-57	 Chiral	1-64	
1-58		1-65	
1-59		1-66	
1-60		1-67	
1-61		1-68	
1-62		1-69	
1-63		1-70	

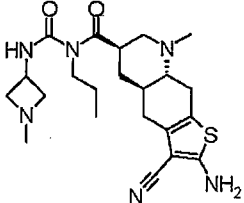
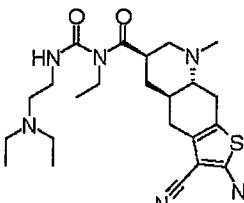
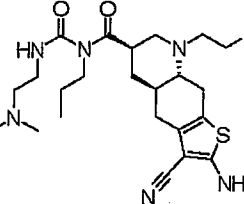
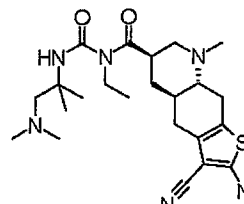
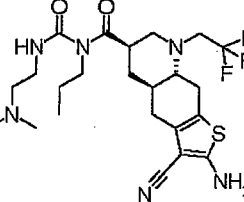
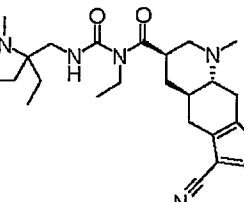
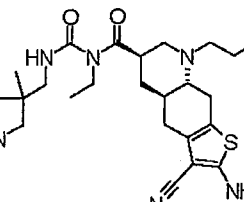
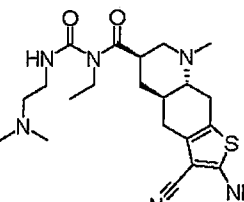
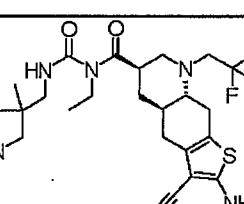
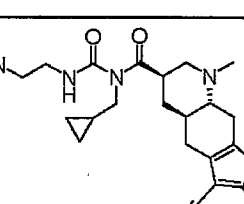
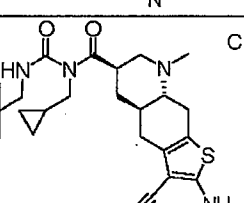
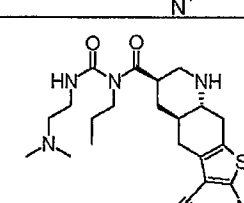
Table 10 (continued)

Compound No.	Structure	Compound No.	Structure
1-71		1-78	
1-72		1-79	
1-73		1-80	
1-74		1-81	
1-75		1-82	
1-76		1-83	
1-77		1-84	

Table 10 (continued)

Compound No.	Structure	Compound No.	Structure
1-85		1-92	
1-86		1-93	
1-87		1-94	
1-88		1-95	
1-89		1-96	
1-90		1-97	
1-91		1-98	

Table 10 (continued)

Compound No.	Structure	Compound No.	Structure
1-99		1-105	 Chiral
1-100		1-106	 Chiral
1-101		1-107	 Chiral
1-102		1-108	 Chiral
1-103		1-109	 Chiral
1-104	 Chiral	1-110	

The structures of compound 1-1 to 1-6, 1-57 and 1-104 to 1-109 in Table 10 indicate absolute configuration, and the structures of compound 1-7 to 1-56, 1-58 to 1-103 and 1-110 in Table 10 indicate relative configuration.

The physical data of compounds 1-2 to 1-6 and compounds 1-8 to 1-110 were shown below.

[0427]

Compound 1-2

5 $^1\text{H-NMR}$ (CDCl_3) δ ppm: 0.95 (3H, t, $J=7.5\text{Hz}$), 1.40-1.90 (4H, m), 1.95-2.15 (2H, m), 2.15-2.30 (1H, m), 2.30-2.55 (8H, m), 2.60-2.75 (1H, m), 2.77 (2H, t, $J=6.1\text{Hz}$), 2.90-3.15 (3H, m), 3.41 (2H, q, $J=5.8\text{Hz}$), 3.60-3.85 (2H, m), 4.60-4.70 (2H, m), 9.37 (1H, brs)

$[\alpha]_{\text{D}}^{26} = -103.02^\circ$ ($c=0.24$, MeOH)

10 [0428]

Compound 1-3

$^1\text{H-NMR}$ (CDCl_3) δ ppm: 0.94 (3H, t, $J=7.3\text{Hz}$), 1.02 (6H, t, $J=7.2\text{Hz}$), 1.27-1.43 (2H, m), 1.46-1.64 (3H, m), 1.68-1.86 (1H, m), 1.95-2.11 (2H, m), 2.16-2.28 (1H, m), 2.31-2.72 (9H, m), 2.34 (3H, s), 2.87-3.12 (3H, m), 3.28-3.41 (2H, m), 3.63-3.89 (2H, m), 4.64 (2H, s), 9.01-9.42 (1H, m)

15

[0429]

Compound 1-4

$^1\text{H-NMR}$ (CDCl_3) δ ppm: 0.92 (6H, s), 1.25 (3H, t, $J=7.2\text{Hz}$), 1.50-1.65 (1H, m), 1.70-1.90 (1H, m), 1.95-2.55 (16H, m), 2.60-2.75 (1H, m), 2.90-3.17 (3H, m), 3.21 (2H, d, $J=5.2\text{Hz}$), 3.75-3.95 (2H, m), 4.65 (2H, s), 9.38 (1H, brs)

20

$[\alpha]_{\text{D}}^{28} = -88.997^\circ$ ($c=0.33$, MeOH)

[0430]

Compound 1-5

$^1\text{H-NMR}$ (CDCl_3) δ ppm: 1.65-1.85 (4H, m), 1.95-2.25 (11H, m), 2.25-2.40 (4H, m), 2.40-2.45 (1H, m), 2.50-2.65 (2H, m), 2.85-3.00 (2H, m), 3.00-3.25 (5H, m), 4.60-4.75 (2H, m), 6.15-6.35 (1H, m), 7.10-7.30 (4H, m)

25

$[\alpha]_{\text{D}}^{28} = -123.09^\circ$ ($c=0.45$, MeOH)

[0431]

Compound 1-6

¹H-NMR (CDCl₃) δ ppm: 1.17 (3H, t, J=7.3Hz), 1.37-1.51 (1H, m), 1.65-1.89 (5H, m),
1.93-2.23 (3H, m), 2.25-2.47 (2H, m), 2.31 (3H, s), 2.54-2.78 (7H, m), 2.84-2.97 (1H,
5 m), 2.97-3.08 (1H, m), 3.16-3.43 (3H, m), 3.53-3.96 (2H, m), 4.90 (2H, s), 9.36-9.79
(1H, m)

$[\alpha]_D^{29} = -112.38^\circ$ (c=0.25, MeOH)

[0432]

Compound 1-8

10 ¹H-NMR (CDCl₃) δ ppm: 1.02 (6H, t, J=7.2Hz), 1.17 (3H, t, J=7.3Hz), 1.40-1.55 (1H,
m), 1.65-1.90 (3H, m), 1.95-2.10 (2H, m), 2.15-2.25 (1H, m), 2.30-2.50 (7H, m), 2.54
(4H, q, J=7.2Hz), 2.60-2.70 (1H, m), 2.85-3.05 (2H, m), 3.15-3.35 (3H, m), 3.60-3.85
(2H, m), 4.60-4.70 (2H, m), 9.39 (1H, br)

[0433]

15 Compound 1-9

¹H-NMR (CDCl₃) δ ppm: 1.18 (6H, d, J=6.6Hz), 1.35-1.55 (1H, m), 1.70-1.90 (3H, m),
1.95-2.25 (9H, m), 2.25-2.45 (7H, m), 2.55-2.70 (1H, m), 2.85-3.05 (2H, m), 3.15-3.45
(1H, m), 3.55-3.85 (2H, m), 3.85-4.00 (1H, m), 4.60-4.75 (2H, m), 9.38 (1H, brs)

[0434]

20 Compound 1-10

¹H-NMR (DMSO-d₆) δ ppm: 1.20-1.90 (8H, m), 2.00-2.10 (1H, m), 2.15-2.35 (11H, m),
2.38 (2H, t, J=6.4Hz), 2.42-2.55 (1H, m), 2.90-3.05 (1H, m), 3.20-3.35 (2H, m),
3.90-4.01 (4H, m), 6.00-6.15 (1H, m)

[0435]

25 Compound 1-11

¹H-NMR (CDCl₃) δ ppm: 1.03 (6H, t, J=7.2Hz), 1.17 (3H, t, J=7.3Hz), 1.34-1.50 (1H,
m), 1.69-1.87 (1H, m), 1.92-2.25 (3H, m), 2.27-2.45 (2H, m), 2.31 (3H, s), 2.46-2.72

(7H, m), 2.86-3.08 (2H, m), 3.16-3.88 (5H, m), 4.63 (2H, s), 9.59-10.00 (1H, m)

[0436]

Compound 1-12

¹H-NMR (CDCl₃) δ ppm: 1.17 (3H, t, J=7.3Hz), 1.36-1.51 (1H, m), 1.51-1.90 (5H, m),
5 1.93-2.13 (2H, m), 2.13-2.25 (1H, m), 2.25-2.48 (2H, m), 2.31 (3H, s), 2.49-2.81 (7H,
m), 2.83-3.11 (2H, m), 3.18-3.45 (3H, m), 3.57-3.93 (2H, m), 4.65 (2H, s), 9.31-9.79
(1H, m)

[0437]

Compound 1-13

10 ¹H-NMR (CDCl₃) δ ppm: 0.87 (3H, t, J=7.3Hz), 1.17 (3H, t, J=7.3Hz), 1.40-1.55 (3H,
m), 1.65-1.90 (3H, m), 2.00-2.10 (1H, m), 2.15-2.55 (13H, m), 2.55-2.70 (2H, m),
2.85-3.00 (1H, m), 3.00-3.10 (1H, m), 3.10-3.35 (3H, m), 3.65-3.85 (2H, m), 4.68 (2H,
brs), 9.42 (1H, br)

[0438]

15 Compound 1-14

¹H-NMR (CDCl₃) δ ppm: 1.01 (3H, t, J=7.1Hz), 1.17 (3H, t, J=7.3Hz), 1.35-1.55 (1H,
m), 1.65-1.90 (3H, m), 2.00-2.10 (1H, m), 2.15-2.45 (11H, m), 2.53 (1H, t, J=11.1Hz),
2.60-2.75 (2H, m), 2.75-3.10 (3H, m), 3.15-3.35 (3H, m), 3.65-3.85 (2H, m), 4.60-4.70
(2H, m), 9.42 (1H, brs)

20 [0439]

Compound 1-15

¹H-NMR (DMSO-d₆) δ ppm: 0.75-0.90 (3H, m), 1.20-1.40 (1H, m), 1.40-1.70 (3H, m),
1.80-2.25 (14H, m), 2.25-2.50 (3H, m), 2.80-2.95 (2H, m), 2.95-3.10 (1H, m), 3.15-3.30
(2H, m), 3.45-3.65 (2H, m), 7.01 (2H, s), 8.67 (1H, brs)

25 [0440]

Compound 1-16

¹H-NMR (CDCl₃) δ ppm: 1.18-1.35 (5H, m), 1.45-1.88 (3H, m), 1.95-2.12 (2H, m),

2.14-2.29 (7H, m), 2.29-2.50 (6H, m), 2.60-2.72 (1H, m), 2.90-3.16 (3H, m), 3.27-3.38 (2H, m), 3.77-3.92 (2H, m), 4.67 (2H, s), 9.25 (1H, brs)

[0441]

Compound 1-17

- 5 $^1\text{H-NMR}$ (CDCl_3) δ ppm: 1.26 (3H, t, $J=7.1\text{Hz}$), 1.50-1.65 (1H, m), 1.65-1.90 (1H, m), 1.95-2.15 (2H, m), 2.15-2.55 (14H, m), 2.60-2.75 (1H, m), 2.90-3.15 (3H, m), 3.35-3.45 (2H, m), 3.75-4.00 (2H, m), 4.60-4.75 (2H, m), 9.28 (1H, brs)

[0442]

Compound 1-18

- 10 $^1\text{H-NMR}$ (CDCl_3) δ ppm: 1.03 (6H, t, $J=7.2\text{Hz}$), 1.26 (3H, t, $J=7.1\text{Hz}$), 1.56 (1H, q, $J=12.3\text{Hz}$), 1.70-1.85 (1H, m), 1.95-2.15 (2H, m), 2.15-2.30 (1H, m), 2.30-2.45 (4H, m), 2.46 (1H, t, $J=11.2\text{Hz}$), 2.50-2.75 (7H, m), 2.90-3.15 (3H, m), 3.30-3.40 (2H, m), 3.75-3.95 (2H, m), 4.60-4.70 (2H, m), 9.24 (1H, brs)

[0443]

- 15 Compound 1-19

$^1\text{H-NMR}$ (CDCl_3) δ ppm: 0.95 (3H, t, $J=7.4\text{Hz}$), 1.26 (3H, t, $J=7.1\text{Hz}$), 1.45-1.65 (3H, m), 1.70-1.90 (1H, m), 1.95-2.15 (2H, m), 2.15-2.30 (1H, m), 2.30-2.50 (5H, m), 2.60-2.75 (1H, m), 2.90-3.15 (3H, m), 3.20-3.30 (2H, m), 3.80-4.00 (2H, m), 4.60-4.75 (2H, m), 9.25 (1H, brs)

- 20 [0444]

Compound 1-20

$^1\text{H-NMR}$ (CDCl_3) δ ppm: 1.25 (3H, t, $J=7.0\text{Hz}$), 1.45-1.63 (1H, m), 1.68-1.86 (1H, m), 1.92-2.12 (2H, m), 2.15-2.29 (1H, m), 2.31-2.48 (2H, m), 2.34 (3H, s), 2.61-2.74 (1H, m), 2.80-3.13 (5H, m), 3.48-3.60 (2H, m), 3.78-3.95 (2H, m), 4.65 (2H, s), 7.16-7.36 (5H, m), 9.18-9.41 (1H, m)

[0445]

Compound 1-21

$^1\text{H-NMR}$ (CDCl_3) δ ppm: 1.26 (3H, t, $J=7.0\text{Hz}$), 1.47-1.65 (1H, m), 1.70-1.87 (3H, m), 1.96-2.13 (2H, m), 2.17-2.29 (1H, m), 2.32-2.50 (2H, m), 2.35 (3H, s), 2.62-2.73 (1H, m), 2.91-3.15 (3H, m), 3.31-3.48 (4H, m), 3.35 (3H, s), 3.80-3.95 (2H, m), 4.65 (2H, s), 9.17-9.36 (1H, m)

5 [0446]

Compound 1-22

$^1\text{H-NMR}$ (CDCl_3) δ ppm: 1.26 (3H, t, $J=6.9\text{Hz}$), 1.48-1.64 (1H, m), 1.70-1.87 (1H, m), 1.94-2.12 (2H, m), 2.17-2.28 (1H, m), 2.30-2.52 (2H, m), 2.34 (3H, s), 2.61-2.73 (1H, m), 2.90-3.15 (3H, m), 3.38 (3H, s), 3.44-3.56 (4H, m), 3.79-3.95 (2H, m), 4.65 (2H, s), 9.30-9.45 (1H, m)

[0447]

Compound 1-23

$^1\text{H-NMR}$ (CDCl_3) δ ppm: 1.27 (3H, t, $J=7.0\text{Hz}$), 1.48-1.64 (1H, m), 1.70-1.86 (1H, m), 1.95-2.13 (2H, m), 2.15-2.29 (1H, m), 2.30-2.49 (2H, m), 2.35 (3H, s), 2.61-2.73 (1H, m), 2.87 (3H, d, $J=4.8\text{Hz}$), 2.91-3.17 (3H, m), 3.81-3.97 (2H, m), 4.65 (2H, s), 9.02-9.26 (1H, m)

[0448]

Compound 1-24

$^1\text{H-NMR}$ (DMSO-d_6) δ ppm: 0.80-0.95 (3H, m), 1.20-1.37 (3H, m), 1.38-1.54 (2H, m), 1.54-1.70 (1H, m), 1.80-2.25 (14H, m), 2.26-2.37 (2H, m), 2.37-2.47 (1H, m), 2.80-2.95 (2H, m), 2.95-3.10 (1H, m), 3.15-3.30 (2H, m), 3.45-3.70 (2H, m), 7.02 (2H, s), 8.20-9.00 (1H, m)

[0449]

Compound 1-25

$^1\text{H-NMR}$ (CDCl_3) δ ppm: 1.29 (3H, t, $J=7.0\text{Hz}$), 1.50-1.70 (1H, m), 1.70-1.90 (1H, m), 1.95-2.15 (2H, m), 2.15-2.30 (1H, m), 2.30-2.45 (4H, m), 2.49 (1H, t, $J=11.3\text{Hz}$), 2.60-2.75 (1H, m), 2.90-3.05 (2H, m), 3.05-3.15 (1H, m), 3.80-4.00 (2H, m), 4.60-4.70

(4H, m), 7.15-7.25 (1H, m), 7.25-7.35 (1H, m), 7.60-7.70 (1H, m), 8.55-8.65 (1H, m),
9.97 (1H, brs)

[0450]

Compound 1-26

- 5 $^1\text{H-NMR}$ (CDCl_3) δ ppm: 0.64-0.77 (2H, m), 1.08-1.34 (4H, m), 1.41-1.56 (1H, m),
1.70-1.86 (1H, m), 1.98-2.11 (2H, m), 2.16-2.49 (12H, m), 2.60-2.73 (1H, m), 2.76-2.85
(1H, m), 2.90-3.05 (1H, m), 3.30-3.43 (2H, m), 3.61-3.78 (1H, m), 4.64 (2H, brs), 8.48
(1H, brs)

[0451]

10 Compound 1-27

$^1\text{H-NMR}$ (DMSO-d_6) δ ppm: 1.21-1.40 (1H, m), 1.50-1.78 (3H, m), 1.83-2.25 (14H, m),
2.29-2.48 (3H, m), 2.80-2.94 (2H, m), 3.00-3.13 (1H, m), 3.17-3.48 (7H, m), 3.53-3.75
(2H, m), 7.02 (2H, s), 8.71 (1H, brs)

[0452]

15 Compound 1-28

$^1\text{H-NMR}$ (DMSO-d_6) δ ppm: 1.16-1.34 (1H, m), 1.39-1.57 (1H, m), 1.70-1.92 (2H, m),
1.95-2.23 (11H, m), 2.26-2.42 (3H, m), 2.70-2.88 (2H, m), 2.93-3.11 (1H, m), 3.15-3.53
(3H, m), 4.77-5.09 (2H, m), 7.02 (2H, s), 7.17-7.30 (3H, m), 7.31-7.39 (2H, m), 8.88
(1H, brs)

20 [0453]

Compound 1-29

$^1\text{H-NMR}$ (CDCl_3) δ ppm: 1.10-1.22 (3H, m), 1.40-1.60 (1H, m), 1.70-2.10 (5H, m),
2.15-2.50 (6H, m), 2.60-2.75 (1H, m), 2.90-3.00 (2H, m), 3.10-3.50 (8H, m), 3.75-4.00
(2H, m), 4.67 (2H, brs), 9.08 (1H, brs)

25 [0454]

Compound 1-30

$^1\text{H-NMR}$ (CDCl_3) δ ppm: 1.30-1.45 (1H, m), 1.50-1.65 (2H, m), 1.90-2.05 (1H, m),

2.05-2.20 (1H, m), 2.20-2.45 (11H, m), 2.47 (2H, t, J=6.2Hz), 2.50-2.60 (1H, m),
2.75-3.05 (5H, m), 3.35-3.50 (2H, m), 3.90-4.20 (2H, m), 4.60-4.75 (2H, m), 7.15-7.40
(5H, m), 9.29 (1H, brs)

[0455]

5 Compound 1-31

¹H-NMR (CDCl₃) δ ppm: 1.25 (3H, t, J=6.9Hz), 1.44-1.62 (1H, m), 1.69-1.87 (1H, m),
1.94-2.12 (2H, m), 2.16-2.28 (1H, m), 2.31-2.48 (2H, m), 2.34 (3H, s), 2.61-2.74 (1H,
m), 2.81-3.12 (5H, m), 3.48-3.58 (2H, m), 3.76-3.96 (2H, m), 4.66 (2H, s), 7.19-7.30
(1H, m), 7.51-7.60 (1H, m), 8.44-8.52 (2H, m), 9.25-9.45 (1H, m)

10 [0456]

Compound 1-32

¹H-NMR (CDCl₃) δ ppm: 1.26 (3H, t, J=7.1Hz), 1.38-1.48 (2H, m), 1.51-1.64 (5H, m),
1.72-1.85 (1H, m), 1.96-2.11 (2H, m), 2.17-2.28 (1H, m), 2.34 (3H, s), 2.36-2.52 (8H,
m), 2.62-2.71 (1H, m), 2.90-3.12 (3H, m), 3.37-3.45 (2H, m), 3.79-3.93 (2H, m), 4.65

15 (2H, s), 9.09-9.32 (1H, m)

[0457]

Compound 1-33

¹H-NMR (DMSO-d₆) δ ppm: 1.10 (3H, t, J=7.1Hz), 2.19 (3H, s), 3.58-3.78 (2H, m),
4.39 (2H, d, J=5.7Hz), 7.02 (2H, s), 7.22-7.33 (2H, m), 8.45-8.54 (2H, m), 9.04-9.21

20 (1H, m)

[0458]

Compound 1-34

¹H-NMR (CDCl₃) δ ppm: 1.26 (3H, t, J=7.1Hz), 1.44-1.66 (5H, m), 1.68-1.87 (1H, m),
1.95-2.12 (2H, m), 2.17-2.30 (3H, m), 2.21 (6H, s), 2.32-2.49 (2H, m), 2.35 (3H, s),

25 2.61-2.73 (1H, m), 2.90-3.13 (3H, m), 3.24-3.35 (2H, m), 3.79-3.93 (2H, m), 4.65 (2H,
s), 9.19-9.32 (1H, m)

[0459]

Compound 1-35

$^1\text{H-NMR}$ (CDCl_3) δ ppm: 0.85-1.00 (6H, m), 1.40-1.65 (1H, m), 1.65-2.10 (4H, m), 2.15-2.50 (14H, m), 2.60-2.75 (1H, m), 2.85-3.00 (2H, m), 3.05-3.20 (1H, m), 3.30-3.45 (2H, m), 3.60-3.80 (2H, m), 4.60-4.70 (2H, m), 9.22 (1H, brs)

5 [0460]

Compound 1-36

$^1\text{H-NMR}$ (CDCl_3) δ ppm: 0.30-0.45 (2H, m), 0.45-0.60 (2H, m), 0.80-1.10 (1H, m), 1.50-1.65 (1H, m), 1.65-1.90 (1H, m), 1.95-2.15 (2H, m), 2.15-2.55 (14H, m), 2.60-2.75 (1H, m), 2.90-3.05 (2H, m), 3.15-3.30 (1H, m), 3.35-3.45 (2H, m), 3.70-3.85 (2H, m),

10 4.65-4.75 (2H, m), 9.26 (1H, brs)

[0461]

Compound 1-37

$^1\text{H-NMR}$ (CDCl_3) δ ppm: 1.35-1.55 (1H, m), 1.60-1.80 (2H, m), 1.95-2.10 (1H, m), 2.10-2.20 (1H, m), 2.20-2.50 (13H, m), 2.50-2.60 (1H, m), 2.85-3.00 (2H, m), 3.20-3.35 (1H, m), 3.35-3.50 (2H, m), 4.60-4.70 (2H, m), 5.10 (1H, d, $J=16.5\text{Hz}$), 5.35 (1H, d, $J=16.5\text{Hz}$), 6.90-7.05 (2H, m), 7.20-7.30 (1H, m), 9.20 (1H, br)

[0462]

Compound 1-38

$^1\text{H-NMR}$ (CDCl_3) δ ppm: 1.46 (1H, q, $J=12.3\text{Hz}$), 1.65-1.80 (1H, m), 1.80-1.95 (1H, m), 1.95-2.10 (1H, m), 2.10-2.25 (1H, m), 2.26 (6H, s), 2.30(3H, s), 2.30-2.65 (5H, m), 2.85-3.05 (2H, m), 3.35-3.50 (3H, m), 4.60-4.70 (2H, m), 5.15-5.50 (2H, m), 7.32 (1H, d, $J=3.3\text{Hz}$), 7.72 (1H, d, $J=3.3\text{Hz}$), 9.24 (1H, br)

[0463]

Compound 1-39

25 $^1\text{H-NMR}$ (CDCl_3) δ ppm: 1.40-1.80 (1H, m), 1.90-2.10 (2H, m), 2.15-2.50 (13H, m), 2.55-2.70 (1H, m), 2.85-3.15 (3H, m), 3.30-3.50 (2H, m), 3.65-3.80 (2H, m), 4.35-4.60 (2H, m), 4.60-4.75 (2H, m), 5.05-5.30 (2H, m), 5.80-6.05 (1H, m), 9.28 (1H, m)

[0464]

Compound 1-40

¹H-NMR (CDCl₃) δ ppm: 0.90 (3H, t, J=7.0Hz), 1.20-1.45 (4H, m), 1.45-1.85 (4H, m),
1.95-2.15 (2H, m), 2.15-2.30 (7H, m), 2.30-2.55 (7H, m), 2.60-2.75 (1H, m), 2.90-3.00
5 (2H, m), 3.00-3.10 (1H, m), 3.35-3.45 (2H, m), 3.65-3.90 (2H, m), 4.65-4.75 (2H, m),
9.28 (1H, br)

[0465]

Compound 1-41

¹H-NMR (CDCl₃) δ ppm: 0.90-1.10 (2H, m), 1.10-1.30 (3H, m), 1.45-1.85 (8H, m),
10 1.95-2.10 (2H, m), 2.15-2.30 (7H, m), 2.30-2.50 (7H, m), 2.60-2.75 (1H, m), 2.90-3.00
(2H, m), 3.05-3.20 (1H, m), 3.35-3.45 (2H, m), 3.55-3.80 (2H, m), 4.65-4.75 (2H, m),
9.26 (1H, br)

[0466]

Compound 1-42

15 ¹H-NMR (CDCl₃) δ ppm: 1.40-1.65 (2H, m), 1.75-1.90 (1H, m), 1.90-2.20 (1H, m),
2.20-2.35 (14H, m), 2.40-2.60 (4H, m), 2.80-2.95 (3H, m), 3.35-3.50 (2H, m), 4.55-4.70
(2H, m), 4.90-5.15 (2H, m), 6.85-7.00 (1H, m), 7.10-7.25 (3H, m), 9.36 (1H, brs)

[0467]

Compound 1-43

20 ¹H-NMR (CDCl₃) δ ppm: 0.95 (6H, d, J=6.6Hz), 1.45-1.85 (5H, m), 1.95-2.15 (2H, m),
2.15-2.30 (7H, m), 2.30-2.55 (7H, m), 2.60-2.75 (1H, m), 2.90-3.10 (3H, m), 3.35-3.45
(2H, m), 3.65-3.90 (2H, m), 4.60-4.80 (2H, m), 9.27 (1H, brs)

[0468]

Compound 1-44

25 ¹H-NMR (CDCl₃) δ ppm: 1.26 (3H, t, J=7.0Hz), 1.47-1.63 (1H, m), 1.69-1.86 (1H, m),
1.94-2.12 (2H, m), 2.16-2.54 (5H, m), 2.32 (6H, s), 2.35 (3H, s), 2.62-2.72 (1H, m),
2.77-3.16 (7H, m), 3.43-3.55 (2H, m), 3.78-3.96 (2H, m), 4.65 (2H, s), 7.10-7.23 (4H,

m), 9.23-9.42 (1H, m)

[0469]

Compound 1-45

¹H-NMR (CDCl₃) δ ppm: 0.94 (3H, t, J=7.3Hz), 1.02 (6H, t, J=7.2Hz), 1.27-1.43 (2H, m), 1.46-1.64 (3H, m), 1.68-1.86 (1H, m), 1.95-2.11 (2H, m), 2.16-2.28 (1H, m), 2.31-2.72 (9H, m), 2.34 (3H, s), 2.87-3.12 (3H, m), 3.28-3.41 (2H, m), 3.63-3.89 (2H, m), 4.64 (2H, s), 9.01-9.42 (1H, m)

[0470]

Compound 1-46

¹H-NMR (CDCl₃) δ ppm: 0.94 (3H, t, J=7.5Hz), 1.29-1.85 (12H, m), 1.96-2.12 (2H, m), 2.16-2.28 (1H, m), 2.30-2.54 (8H, m), 2.34 (3H, s), 2.60-2.74 (1H, m), 2.88-3.14 (3H, m), 3.34-3.47 (2H, m), 3.62-3.89 (2H, m), 4.66 (2H, s), 8.96-9.43 (1H, m)

[0471]

Compound 1-47

¹H-NMR (CDCl₃) δ ppm: 0.94 (3H, t, J=7.5Hz), 1.28-1.43 (2H, m), 1.46-1.66 (3H, m), 1.69-1.87 (5H, m), 1.95-2.13 (2H, m), 2.16-2.28 (1H, m), 2.30-2.74 (9H, m), 2.34 (3H, s), 2.87-3.13 (3H, m), 3.37-3.48 (2H, m), 3.63-3.89 (2H, m), 4.64 (2H, s), 9.10-9.39 (1H, m)

[0472]

Compound 1-48

¹H-NMR (DMSO-d₆) δ ppm: 0.84 (3H, t, J=7.2Hz), 0.94 (6H, t, J=7.2Hz), 1.20-1.40 (1H, m), 1.40-1.70 (3H, m), 1.80-2.00 (2H, m), 2.00-2.30 (6H, m), 2.35-2.55 (7H, m), 2.80-2.95 (2H, m), 2.95-3.10 (1H, m), 3.10-3.25 (2H, m), 3.45-3.70 (2H, m), 7.02 (2H, brs), 8.65 (1H, brs)

[0473]

Compound 1-49

¹H-NMR (DMSO-d₆) δ ppm: 0.75-0.90 (3H, m), 1.25-1.70 (10H, m), 1.80-2.00 (2H, m),

2.00-2.25 (6H, m), 2.25-2.50 (7H, m), 2.80-2.95 (2H, m), 2.95-3.10 (1H, m), 3.15-3.30 (2H, m), 3.45-3.65 (2H, m), 7.01 (2H, brs), 8.57 (1H, brs)

[0474]

Compound 1-50

- 5 $^1\text{H-NMR}$ (CDCl_3) δ ppm: 1.18 (3H, t, $J=7.0\text{Hz}$), 1.40-1.60 (1H, m), 1.65-1.85 (1H, m), 1.95-2.10 (2H, m), 2.10-2.50 (14H, m), 2.55-2.70 (1H, m), 2.85-3.05 (2H, m), 3.30-3.65 (7H, m), 3.80-4.15 (2H, m), 4.60-4.75 (2H, m), 9.24 (1H, br)

[0475]

Compound 1-51

- 10 $^1\text{H-NMR}$ (CDCl_3) δ ppm: 1.25 (3H, t, $J=7.1\text{Hz}$), 1.48-1.60 (1H, m), 1.70-1.84 (1H, m), 1.95-2.11 (2H, m), 2.16-2.27 (1H, m), 2.30-2.48 (2H, m), 2.34 (3H, s), 2.61-2.71 (1H, m), 2.76-2.84 (2H, m), 2.89-3.13 (3H, m), 3.53-3.61 (2H, m), 3.64 (3H, s), 3.80-3.93 (2H, m), 4.69 (2H, s), 6.66-6.71 (1H, m), 7.32-7.37 (1H, m), 9.13-9.37 (1H, m)

[0476]

- 15 Compound 1-52

$^1\text{H-NMR}$ (DMSO-d_6) δ ppm: 1.20-1.40 (1H, m), 1.50-1.70 (1H, m), 1.80-2.25 (15H, m), 2.30-2.70 (4H, m), 2.80-2.95 (2H, m), 3.00-3.15 (1H, m), 3.20-3.30 (2H, m), 3.70-3.90 (2H, m), 7.02 (2H, brs), 8.61 (1H, brs)

[0477]

- 20 Compound 1-53

$^1\text{H-NMR}$ (CDCl_3) δ ppm: 1.26 (3H, t, $J=7.0\text{Hz}$), 1.45-1.59 (1H, m), 1.69-1.86 (1H, m), 1.93-2.12 (2H, m), 2.15-2.28 (1H, m), 2.31-2.48 (2H, m), 2.34 (3H, s), 2.61-2.72 (1H, m), 2.87-3.12 (3H, m), 3.51-3.71 (2H, m), 3.76-3.97 (2H, m), 4.06-4.21 (2H, m), 4.71 (2H, s), 6.89-6.98 (1H, m), 7.06-7.10 (1H, m), 7.45-7.50 (1H, m), 9.36-9.49 (1H, m)

- 25 [0478]

Compound 1-54

$^1\text{H-NMR}$ (CDCl_3) δ ppm: 1.40-1.70 (2H, m), 1.80-2.10 (4H, m), 2.10-2.50 (14H, m),

2.50-2.80 (3H, m), 2.85-3.00 (3H, m), 3.30-3.45 (2H, m), 3.65-3.95 (2H, m), 4.68 (2H, brs), 7.10-7.24 (3H, m), 7.24-7.32 (2H, m), 9.24 (1H, brs)

[0479]

Compound 1-55

- 5 $^1\text{H-NMR}$ (CDCl_3) δ ppm: 0.97 (3H, d, $J=6.5\text{Hz}$), 1.26 (3H, t, $J=7.2\text{Hz}$), 1.50-1.66 (1H, m), 1.69-1.86 (1H, m), 1.94-2.12 (2H, m), 2.15-2.29 (1H, m), 2.26 (6H, s), 2.30-2.53 (2H, m), 2.34 (3H, s), 2.60-2.77 (2H, m), 2.90-3.25 (4H, m), 3.30-3.41 (1H, m), 3.78-3.96 (2H, m), 4.66 (2H, s), 9.10-9.37 (1H, m)

[0480]

10 Compound 1-56

$^1\text{H-NMR}$ (CDCl_3) δ ppm: 0.93 (9H, s), 1.45-1.60 (1H, m), 1.65-1.85 (1H, m), 1.90-2.10 (2H, m), 2.10-2.50 (14H, m), 2.60-2.75 (1H, m), 2.85-3.00 (2H, m), 3.15-3.30 (1H, m), 3.30-3.45 (2H, m), 3.65-3.95 (2H, m), 4.60-4.75 (2H, m), 8.77 (1H, br)

[0481]

15 Compound 1-57

$^1\text{H-NMR}$ (CDCl_3) δ ppm: 1.21 (3H, d, $J=6.5\text{Hz}$), 1.26 (3H, t, $J=7.0\text{Hz}$), 1.47-1.65 (1H, m), 1.68-1.87 (1H, m), 1.94-2.11 (2H, m), 2.13-2.28 (2H, m), 2.25 (6H, s), 2.29-2.50 (3H, m), 2.34 (3H, s), 2.61-2.74 (1H, m), 2.90-3.13 (3H, m), 3.77-4.03 (3H, m), 4.65 (2H, s), 9.04-9.31 (1H, m)

- 20 $[\alpha]_{\text{D}}^{28} = -78.58^\circ$ ($c=0.31$, MeOH)

[0482]

Compound 1-58

- $^1\text{H-NMR}$ (CDCl_3) δ ppm: 0.94 (3H, t, $J=7.3\text{Hz}$), 1.30-1.42 (2H, m), 1.45-1.86 (6H, m), 1.95-2.12 (2H, m), 2.15-2.51 (5H, m), 2.22 (6H, s), 2.34 (3H, s), 2.61-2.73 (1H, m), 2.90-3.18 (3H, m), 3.27-3.38 (2H, m), 3.62-3.88 (2H, m), 4.66 (2H, s), 9.07-9.43 (1H, m)

[0483]

Compound 1-59

$^1\text{H-NMR}$ (CDCl_3) δ ppm: 0.94 (3H, t, $J=7.4\text{Hz}$), 1.29-1.42 (2H, m), 1.44-1.85 (8H, m),
1.96-2.12 (2H, m), 2.14-2.49 (5H, m), 2.21 (6H, s), 2.34 (3H, s), 2.62-2.74 (1H, m),
2.88-3.18 (3H, m), 3.24-3.35 (2H, m), 3.62-3.89 (2H, m), 4.67 (2H, s), 9.14-9.37 (1H,
5 m)

[0484]

Compound 1-60

$^1\text{H-NMR}$ (CDCl_3) δ ppm: 0.94 (3H, t, $J=7.4\text{Hz}$), 1.00 (12H, d, $J=6.5\text{Hz}$), 1.28-1.42 (2H,
m), 1.45-1.64 (3H, m), 1.69-1.86 (1H, m), 1.95-2.12 (2H, m), 2.16-2.28 (1H, m),
10 2.30-2.51 (2H, m), 2.34 (3H, s), 2.53-2.61 (2H, m), 2.62-2.73 (1H, m), 2.88-3.16 (5H,
m), 3.21-3.34 (2H, m), 3.64-3.88 (2H, m), 4.64 (2H, s), 9.00-9.36 (1H, m)

[0485]

Compound 1-61

$^1\text{H-NMR}$ (DMSO-d_6) δ ppm: 1.50-2.50 (23H, m), 2.80-2.95 (2H, m), 2.95-3.15 (1H, m),
15 3.15-3.30 (2H, m), 3.50-3.75 (2H, m), 7.02 (2H, brs), 8.65 (1H, brs)

[0486]

Compound 1-62

$^1\text{H-NMR}$ (CDCl_3) δ ppm: 0.94 (3H, t, $J=7.4\text{Hz}$), 1.45-1.90 (6H, m), 1.95-2.15 (2H, m),
2.15-2.50 (14H, m), 2.60-2.75 (1H, m), 2.90-3.15 (3H, m), 3.25-3.40 (2H, m), 3.60-3.85
20 (2H, m), 4.65-4.75 (2H, m), 9.26 (1H, brs)

[0487]

Compound 1-63

$^1\text{H-NMR}$ (CDCl_3) δ ppm: 0.94 (3H, t, $J=7.4\text{Hz}$), 1.45-1.85 (8H, m), 1.95-2.15 (2H, m),
2.15-2.30 (9H, m), 2.30-2.50 (5H, m), 2.60-2.75 (1H, m), 2.90-3.15 (3H, m), 3.25-3.35
25 (2H, m), 3.60-3.85 (2H, m), 4.65-4.75 (2H, m), 9.26 (1H, brs)

[0488]

Compound 1-64

$^1\text{H-NMR}$ (CDCl_3) δ ppm: 0.94 (3H, t, $J=7.3\text{Hz}$), 1.29-1.43 (2H, m), 1.48-1.84 (4H, m), 1.92-2.11 (2H, m), 2.15-2.27 (1H, m), 2.28-2.44 (5H, m), 2.31 (3H, s), 2.34 (3H, s), 2.46-2.55 (1H, m), 2.61-2.72 (1H, m), 2.90-3.14 (3H, m), 3.38-3.47 (2H, m), 3.57-3.91 (4H, m), 4.05-4.21 (2H, m), 4.70 (2H, s), 9.61-10.05 (1H, m)

5 [0489]

Compound 1-65

$^1\text{H-NMR}$ (CDCl_3) δ ppm: 1.03 (6H, s), 1.26 (3H, t, $J=6.9\text{Hz}$), 1.48-1.69 (1H, m), 1.71-1.86 (1H, m), 1.94-2.13 (2H, m), 2.16-2.28 (1H, m), 2.23 (6H, s), 2.30-2.43 (1H, m), 2.34 (3H, s), 2.45-2.54 (1H, m), 2.62-2.72 (1H, m), 2.89-3.14 (3H, m), 3.27 (2H, d, $J=5.0\text{Hz}$), 3.78-3.97 (2H, m), 4.66 (2H, s), 9.05-9.42 (1H, m)

10

[0490]

Compound 1-66

$^1\text{H-NMR}$ (CDCl_3) δ ppm: 0.95 (3H, t, $J=7.3\text{Hz}$), 1.29-1.43 (2H, m), 1.47-1.66 (3H, m), 1.70-1.86 (1H, m), 1.96-2.14 (2H, m), 2.16-2.73 (14H, m), 2.29 (3H, s), 2.34 (3H, s), 2.89-3.14 (3H, m), 3.36-3.46 (2H, m), 3.65-3.88 (2H, m), 4.64 (2H, s), 9.07-9.38 (1H, m)

15

[0491]

Compound 1-67

$^1\text{H-NMR}$ (CDCl_3) δ ppm: 1.02 (6H, t, $J=7.2\text{Hz}$), 1.40-1.55 (1H, m), 1.65-1.85 (1H, m), 1.95-2.10 (2H, m), 2.10-2.45 (6H, m), 2.50-2.75 (7H, m), 2.80-3.10 (2H, m), 3.25-3.47 (6H, m), 3.47-3.60 (2H, m), 3.85-4.05 (2H, m), 4.63 (2H, brs)

20

[0492]

Compound 1-68

$^1\text{H-NMR}$ (CDCl_3) δ ppm: 1.30-1.90 (8H, m), 1.90-2.10 (2H, m), 2.10-2.55 (12H, m), 2.55-2.75 (1H, m), 2.80-3.10 (2H, m), 3.30-3.45 (6H, m), 3.45-3.60 (2H, m), 3.80-4.05 (2H, m), 4.62 (2H, brs)

25

[0493]

Compound 1-69

$^1\text{H-NMR}$ (CDCl_3) δ ppm: 1.30-2.10 (8H, m), 2.10-2.50 (14H, m), 2.55-2.75 (1H, m),
2.80-3.10 (2H, m), 3.20-3.60 (8H, m), 3.90-4.05 (2H, m), 4.78 (2H, brs)

[0494]

5 Compound 1-70

$^1\text{H-NMR}$ (CDCl_3) δ ppm: 1.35-1.65 (3H, m), 1.70-1.85 (1H, m), 1.95-2.10 (2H, m),
2.10-2.50 (16H, m), 2.55-2.70 (1H, m), 2.80-3.10 (2H, m), 3.20-3.45 (6H, m), 3.50-3.60
(2H, m), 3.85-4.05 (2H, m), 4.90 (2H, brs)

[0495]

10 Compound 1-71

$^1\text{H-NMR}$ (CDCl_3) δ ppm: 1.03 (6H, t, $J=7.2\text{Hz}$), 1.43-1.57 (1H, m), 1.68-1.85 (1H, m),
1.94-2.11 (2H, m), 2.17-2.29 (1H, m), 2.30-2.46 (2H, m), 2.34 (3H, s), 2.51-2.62 (6H,
m), 2.62-2.72 (1H, m), 2.90-3.03 (2H, m), 3.09-3.21 (1H, m), 3.30-3.42 (2H, m), 3.37
(3H, s), 4.66 (2H, s), 9.12-9.36 (1H, m)

15 [0496]

Compound 1-72

$^1\text{H-NMR}$ (CDCl_3) δ ppm: 1.26 (3H, t, $J=7.1\text{Hz}$), 1.48-1.62 (1H, m), 1.70-1.86 (1H, m),
1.94-2.13 (2H, m), 2.17-2.30 (1H, m), 2.27 (6H, s), 2.32-2.56 (4H, m), 2.34 (3H, s),
2.62-2.73 (1H, m), 2.90-3.13 (3H, m), 3.41-3.64 (6H, m), 3.76-3.96 (2H, m), 4.67 (2H,
20 s), 9.12-9.55 (1H, m)

[0497]

Compound 1-73

$^1\text{H-NMR}$ (CDCl_3) δ ppm: 1.26 (3H, t, $J=7.0\text{Hz}$), 1.47-1.62 (1H, m), 1.70-1.87 (1H, m),
1.96-2.13 (2H, m), 2.16-2.49 (3H, m), 2.30 (3H, s), 2.35 (3H, s), 2.57-2.73 (2H, m),
25 2.85-3.13 (5H, m), 3.34-3.40 (2H, m), 3.42-3.50 (2H, m), 3.78-3.96 (2H, m), 4.66 (2H,
s), 9.23-9.43 (1H, m)

[0498]

Compound 1-74

$^1\text{H-NMR}$ (CDCl_3) δ ppm: 1.35-1.67 (7H, m), 1.70-1.85 (1H, m), 1.95-2.12 (2H, m), 2.17-2.29 (1H, m), 2.30-2.53 (8H, m), 2.35 (3H, s), 2.61-2.72 (1H, m), 2.90-3.03 (2H, m), 3.08-3.20 (1H, m), 3.34-3.46 (2H, m), 3.37 (3H, s), 4.65(2H, s), 9.09-9.38 (1H, m)

5 [0499]

Compound 1-75

MS(ESI, m/z):518(M+H)+

[0500]

Compound 1-76

10 $^1\text{H-NMR}$ (CDCl_3) δ ppm: 1.40-1.55 (1H, m), 1.65-1.90 (4H, m), 1.90-2.12 (3H, m), 2.13-2.26 (1H, m), 2.26-2.46 (5H, m), 2.47-2.74 (7H, m), 2.85-3.10 (2H, m), 3.25-3.47 (6H, m), 3.47-3.61 (2H, m), 3.81-4.07 (2H, m), 4.79 (2H, brs)

[0501]

Compound 1-77

15 $^1\text{H-NMR}$ (CDCl_3) δ ppm: 0.92 (6H, s), 1.43-1.57 (1H, m), 1.68-1.88 (1H, m), 1.96-2.12 (2H, m), 2.14-2.47 (3H, m), 2.16 (2H, s), 2.29 (6H, s), 2.35 (3H, s), 2.59-2.72 (1H, m), 2.88-3.27 (3H, m), 3.21 (2H, d, $J=5.5\text{Hz}$), 3.36 (3H, s), 4.64 (2H, s), 9.35-9.51 (1H, m)

[0502]

Compound 1-78

20 $^1\text{H-NMR}$ (CDCl_3) δ ppm: 1.18 (3H, t, $J=6.9\text{Hz}$), 1.39-1.55 (1H, m), 1.55-1.83 (3H, m), 1.95-2.10 (2H, m), 2.14-2.27 (1H, m), 2.23 (6H, s), 2.28-2.44 (4H, m), 2.32 (3H, s), 2.54-2.74 (1H, m), 2.83-3.09 (2H, m), 3.23-3.37 (2H, m), 3.40-3.65 (5H, m), 3.77-4.14 (2H, m), 4.66 (2H, s), 8.42-9.79 (1H, m)

[0503]

25 Compound 1-79

$^1\text{H-NMR}$ (CDCl_3) δ ppm: 1.18 (3H, t, $J=6.9\text{Hz}$), 1.38-1.85 (6H, m), 1.95-2.10 (2H, m), 2.13-2.45 (5H, m), 2.22 (6H, s), 2.32 (3H, s), 2.58-2.70 (1H, m), 2.85-3.10 (2H, m),

3.20-3.34 (2H, m), 3.39-3.63 (5H, m), 3.78-4.11 (2H, m), 4.63 (2H, s), 8.30-9.74 (1H, m)

[0504]

Compound 1-80

5 $^1\text{H-NMR}$ (CDCl_3) δ ppm: 0.35-0.45 (2H, m), 0.45-0.60 (2H, m), 0.90-1.05 (1H, m), 1.45-1.65 (1H, m), 1.65-1.90 (3H, m), 1.95-2.15 (2H, m), 2.15-2.50 (14H, m), 2.60-2.75 (1H, m), 2.90-3.05 (2H, m), 3.15-3.40 (3H, m), 3.70-3.85 (2H, m), 4.60-4.70 (2H, m), 9.28 (1H, brs)

[0505]

10 Compound 1-81

$^1\text{H-NMR}$ (CDCl_3) δ ppm: 1.03 (6H, s), 1.38-1.55 (1H, m), 1.69-1.84 (1H, m), 1.95-2.12 (2H, m), 2.12-2.28 (1H, m), 2.23 (6H, s), 2.29-2.47 (2H, m), 2.32 (3H, s), 2.56-2.72 (1H, m), 2.85-3.10 (2H, m), 3.17-3.29 (2H, m), 3.30-3.47 (1H, m), 3.34 (3H, s), 3.48-3.61 (2H, m), 3.77-4.04 (2H, m), 4.61 (2H, s)

15 [0506]

Compound 1-82

$^1\text{H-NMR}$ (CDCl_3) δ ppm: 0.94 (3H, t, $J=7.4\text{Hz}$), 1.03 (6H, s), 1.47-1.87 (4H, m), 1.94-2.12 (2H, m), 2.14-2.29 (1H, m), 2.23 (6H, s), 2.29-2.43 (1H, m), 2.34 (3H, s), 2.44-2.54 (1H, m), 2.61-2.72 (1H, m), 2.87-3.18 (3H, m), 3.27 (2H, d, $J=5.0\text{Hz}$),

20 3.59-3.88 (2H, m), 4.69 (2H, s), 8.85-9.59 (1H, m)

[0507]

Compound 1-83

$^1\text{H-NMR}$ (CDCl_3) δ ppm: 0.88-0.98 (3H, m), 0.92 (6H, s), 1.47-1.86 (4H, m), 1.95-2.11 (2H, m), 2.12-2.52 (3H, m), 2.16 (2H, s), 2.29 (6H, s), 2.34 (3H, s), 2.58-2.75 (1H, m),
25 2.89-3.16 (3H, m), 3.20 (2H, d, $J=5.5\text{Hz}$), 3.62-3.85 (2H, m), 4.66 (2H, s), 9.22-9.48 (1H, m)

[0508]

Compound 1-84

$^1\text{H-NMR}$ (CDCl_3) δ ppm: 0.88 (6H, t, $J=7.5\text{Hz}$), 1.26 (3H, t, $J=7.1\text{Hz}$), 1.37-1.66 (5H, m), 1.70-1.87 (1H, m), 1.94-2.13 (2H, m), 2.15-2.54 (12H, m), 2.59-2.73 (1H, m), 2.89-3.18 (3H, m), 3.31 (2H, d, $J=4.8\text{Hz}$), 3.75-3.97 (2H, m), 4.65 (2H, s), 8.96-9.55 (1H, m)

[0509]

Compound 1-85

$^1\text{H-NMR}$ (CDCl_3) δ ppm: 0.92 (6H, s), 1.25 (3H, t, $J=7.1\text{Hz}$), 1.46-1.66 (1H, m), 1.71-1.87 (1H, m), 1.95-2.12 (2H, m), 2.12-2.53 (3H, m), 2.16 (2H, s), 2.29 (6H, s), 2.34 (3H, s), 2.60-2.74 (1H, m), 2.89-3.17 (3H, m), 3.21 (2H, d, $J=5.5\text{Hz}$), 3.77-3.94 (2H, m), 4.65 (2H, s), 9.23-9.50 (1H, m)

[0510]

Compound 1-86

$^1\text{H-NMR}$ (CDCl_3) δ ppm: 1.25 (3H, t, $J=7.1\text{Hz}$), 1.43-1.61 (1H, m), 1.69-1.85 (1H, m), 1.91-2.12 (2H, m), 2.15-2.28 (1H, m), 2.30-2.46 (2H, m), 2.34 (3H, s), 2.60-2.73 (1H, m), 2.86-3.15 (3H, m), 2.97 (3H, s), 3.41-3.57 (4H, m), 3.76-3.93 (2H, m), 4.65 (2H, s), 6.64-6.79 (3H, m), 7.17-7.26 (2H, m), 9.25-9.41 (1H, m)

[0511]

Compound 1-87

$^1\text{H-NMR}$ (CDCl_3) δ ppm: 0.95 (3H, t, $J=7.3\text{Hz}$), 1.29-1.42 (2H, m), 1.45-1.66 (2H, m), 1.68-1.84 (1H, m), 1.93-2.11 (2H, m), 2.14-2.52 (3H, m), 2.28 (3H, s), 2.33 (3H, s), 2.53-2.72 (5H, m), 2.87-3.13 (4H, m), 3.34-3.46 (2H, m), 3.53-3.92 (4H, m), 4.64 (2H, s), 9.40-9.72 (1H, m)

[0512]

25 Compound 1-88

$^1\text{H-NMR}$ (CDCl_3) δ ppm: 0.95 (3H, t, $J=7.3\text{Hz}$), 1.02 (6H, t, $J=7.1\text{Hz}$), 1.30-1.44 (2H, m), 1.47-1.73 (4H, m), 1.99-2.46 (3H, m), 2.49-2.80 (9H, m), 2.84-3.03 (2H, m),

3.09-3.41 (3H, m), 3.63-3.89 (2H, m), 4.64 (2H, s), 8.81-9.57 (1H, m)

[0513]

Compound 1-89

¹H-NMR (CDCl₃) δ ppm: 0.95 (3H, t, J=7.3Hz), 1.30-1.48 (4H, m), 1.49-1.71 (8H, m),
5 1.98-2.54 (9H, m), 2.57-2.79 (3H, m), 2.83-3.04 (2H, m), 3.14-3.28 (1H, m), 3.33-3.47
(2H, m), 3.64-3.87 (2H, m), 4.66 (2H, s), 8.82-9.51 (1H, m)

[0514]

Compound 1-90

¹H-NMR (CDCl₃) δ ppm: 0.96 (3H, t, J=7.3Hz), 1.31-1.44 (2H, m), 1.48-1.69 (4H, m),
10 1.99-2.29 (2H, m), 2.26 (6H, s), 2.32-2.49 (3H, m), 2.55-2.79 (3H, m), 2.83-3.04 (2H,
m), 3.15-3.29 (1H, m), 3.34-3.45 (2H, m), 3.64-3.88 (2H, m), 4.66 (2H, s), 8.93-9.47
(1H, m)

[0515]

Compound 1-91

¹H-NMR (CDCl₃) δ ppm: 0.80-1.00 (3H, m), 1.20-1.40 (3H, m), 1.40-1.90 (4H, m),
15 1.90-2.10 (1H, m), 2.10-2.30 (7H, m), 2.30-2.80 (8H, m), 2.80-3.10 (3H, m), 3.25-3.50
(2H, m), 3.80-3.95 (2H, m), 4.50-4.70 (2H, m), 9.31 (1H, brs)

[0516]

Compound 1-92

¹H-NMR (CDCl₃) δ ppm: 0.95-1.10 (3H, m), 1.50-1.65 (1H, m), 1.95-2.10 (2nH, m),
20 2.15-2.30 (7H, m), 2.35-2.50 (4H, m), 2.50-3.10 (7H, m), 3.35-3.45 (2H, m), 3.80-3.95
(2H, m), 4.66 (2H, s), 9.31 (1H, brs)

[0517]

Compound 1-93

¹H-NMR (CDCl₃) δ ppm: 1.40-1.54 (1H, m), 1.69-1.88 (3H, m), 1.96-2.12 (2H, m),
25 2.15-2.47 (5H, m), 2.22 (6H, s), 2.32 (3H, s), 2.58-2.73 (1H, m), 2.87-3.07 (2H, m),
3.23-3.87 (5H, m), 4.47 (1H, t, J=4.8Hz), 4.58 (1H, t, J=4.8Hz), 4.65 (2H, s), 9.87-10.42

(1H, m)

[0518]

Compound 1-94

¹H-NMR (CDCl₃) δ ppm: 0.94 (3H, t, J=7.6Hz), 1.40-1.90 (4H, m), 1.90-2.15 (4H, m),
5 2.20-2.55 (13H, m), 2.80-3.20 (4H, m), 3.30-3.50 (2H, m), 3.60-3.90 (4H, m), 5.99 (2H,
s), 9.30 (1H, brs)

[0519]

Compound 1-95

¹H-NMR (CDCl₃) δ ppm: 0.84 (3H, t, J=7.2Hz), 1.10-1.70 (4H, m), 1.70-2.05 (2H, m),
10 2.05-2.28 (10H, m), 2.28-2.41 (3H, m), 2.60-2.75 (1H, m), 2.80-2.95 (2H, m), 2.95-3.15
(1H, m), 3.15-3.30 (2H, m), 3.45-3.75 (3H, m), 6.51 (2H, brs), 6.92 (2H, s), 8.64 (1H,
brs)

[0520]

Compound 1-96

¹H-NMR (CDCl₃) δ ppm: 1.19-1.31 (3H, m), 1.46-1.64 (3H, m), 1.71-1.86 (1H, m),
15 1.90-2.30 (7H, m), 2.27 (3H, s), 2.30-2.50 (2H, m), 2.34 (3H, s), 2.61-2.80 (3H, m),
2.90-3.22 (3H, m), 3.64-3.97 (3H, m), 4.64 (2H, s), 9.13-9.39 (1H, m)

[0521]

Compound 1-97

¹H-NMR (CDCl₃) δ ppm: 0.95 (3H, t, J=7.3Hz), 1.29-1.67 (7H, m), 1.71-1.86 (1H, m),
20 1.90-2.12 (4H, m), 2.16-2.28 (1H, m), 2.30-2.51 (2H, m), 2.35 (3H, s), 2.63-2.75 (3H,
m), 2.90-3.12 (5H, m), 3.62-3.92 (3H, m), 4.65 (2H, s), 9.18-9.40 (1H, m)

[0522]

Compound 1-98

¹H-NMR (CDCl₃) δ ppm: 1.20-1.34 (3H, m), 1.46-1.62 (1H, m), 1.70-1.85 (1H, m),
25 1.95-2.15 (2H, m), 2.15-2.30 (1H, m), 2.30-2.50 (8H, m), 2.60-2.75 (1H, m), 2.80-3.15
(5H, m), 3.60-3.75 (2H, m), 3.76-3.95 (2H, m), 4.35-4.50 (1H, m), 4.60-4.75 (2H, m),

9.50-9.65 (1H, m)

[0523]

Compound 1-99

¹H-NMR (CDCl₃) δ ppm: 0.80-1.00 (3H, m), 1.40-1.90 (4H, m), 1.90-2.15 (2H, m),

5 2.15-2.29 (1H, m), 2.29-2.50 (8H, m), 2.60-2.75 (1H, m), 2.80-3.15 (5H, m), 3.55-3.85 (4H, m), 4.35-4.50 (1H, m), 4.60-4.75 (2H, m), 9.50-9.65 (1H, m)

[0524]

Compound 1-100

¹H-NMR (CDCl₃) δ ppm: 0.90-1.00 (3H, m), 1.50-2.10 (5H, m), 2.15-2.31 (7H, m),

10 2.31-2.55 (4H, m), 2.55-2.77 (2H, m), 2.77-2.94 (1H, m), 2.94-3.17 (4H, m), 3.35-3.45 (2H, m), 3.51-3.86 (2H, m), 4.40-4.80 (4H, m), 9.24 (1H, brs)

[0525]

Compound 1-101

¹H-NMR (CDCl₃) δ ppm: 0.96 (3H, t, J=7.2Hz), 1.40-1.85 (2H, m), 1.90-2.10 (1H, m),

15 2.15-2.35 (7H, m), 2.35-2.55 (3H, m), 2.55-2.75 (2H, m), 2.80-2.95 (3H, m), 2.95-3.35 (5H, m), 3.35-3.45 (2H, m), 3.60-3.85 (2H, m), 4.65 (2H, brs), 9.19 (1H, brs)

[0526]

Compound 1-102

MS(ESI, m/z):507(M+H)+

20 [0527]

Compound 1-103

¹H-NMR (CDCl₃) δ ppm: 0.93 (6H, s), 1.26 (3H, t, J=7.1Hz), 1.50-1.65 (1H, m),

1.70-1.85 (1H, m), 1.95-2.35 (10H, m), 2.35-2.55 (1H, m), 2.55-2.75 (2H, m), 2.80-3.00 (2H, m), 3.00-3.40 (6H, m), 3.70-3.95 (2H, m), 4.70 (2H, s), 9.32 (1H, brs)

25 [0528]

Compound 1-104

¹H-NMR (CDCl₃) δ ppm: 0.30-0.45 (2H, m), 0.45-0.55 (2H, m), 0.92 (6H, s), 0.95-1.05

(1H, m), 1.50-1.70 (1H, m), 1.70-1.85 (1H, m), 2.00-2.13 (2H, m), 2.13-2.55 (14H, m), 2.60-2.75 (1H, m), 2.90-3.10 (2H, m), 3.15-3.35 (3H, m), 3.70-3.90 (2H, m), 4.64 (2H, brs), 9.39 (1H, brs)

$[\alpha]_{\text{D}}^{28} = -99.54^{\circ}$ (c=0.31, MeOH)

5 [0529]

Compound 1-105

$^1\text{H-NMR}$ (CDCl_3) δ ppm: 1.03 (6H, t, J=7.2Hz), 1.26 (3H, t, J=6.8Hz), 1.49-1.65 (1H, m), 1.70-1.90 (1H, m), 1.90-2.15 (2H, m), 2.15-2.30 (1H, m), 2.30-2.75 (12H, m), 2.80-3.15 (3H, m), 3.30-3.45 (2H, m), 3.75-4.00 (2H, m), 4.66 (2H, brs), 9.23 (1H, brs)

10 $[\alpha]_{\text{D}}^{27} = -100.82^{\circ}$ (c=0.34, MeOH)

[0530]

Compound 1-106

$^1\text{H-NMR}$ (CDCl_3) δ ppm: 1.15-1.32 (3H, m), 1.35 (6H, s), 1.70-1.85 (1H, m), 1.90-2.14 (2H, m), 2.14-2.55 (15H, m), 2.60-2.75 (1H, m), 2.90-3.15 (3H, m), 3.74-3.92 (2H, m),

15 4.63 (2H, brs), 9.31 (1H, brs)

$[\alpha]_{\text{D}}^{28} = -85.40^{\circ}$ (c=0.30, MeOH)

[0531]

Compound 1-107

$^1\text{H-NMR}$ (CDCl_3) δ ppm: 0.88 (6H, t, J=7.6Hz), 1.26 (3H, t, J=7.0Hz), 1.40-1.65 (5H, m), 1.70-1.85 (1H, m), 1.95-2.15 (2H, m), 2.15-2.45 (11H, m), 2.49 (1H, t, J=11.2Hz), 2.60-2.75 (1H, m), 2.90-3.15 (3H, m), 3.31 (2H, d, J=4.7Hz), 3.80-3.95 (2H, m), 4.64 (2H, s), 9.24 (1H, brs)

20

$[\alpha]_{\text{D}}^{28} = -86.48^{\circ}$ (c=0.29, MeOH)

[0532]

25 Compound 1-108

$^1\text{H-NMR}$ (CDCl_3) δ ppm : 1.26 (3H, t, J=7.0Hz), 1.50-1.60 (1H, m), 1.70-1.85 (1H, m), 1.95-2.15 (2H, m), 2.15-2.25 (1H, m), 2.26 (6H, s), 2.30-2.45 (7H, m), 2.60-2.75 (1H,

m), 2.90-3.15 (3H, m), 3.35-3.45 (2H, m), 3.75-3.95 (2H, m), 4.66 (2H, s), 9.27 (1H, brs)

$[\alpha]_{\text{D}}^{27} = -118.60^{\circ}$ (c=0.31, MeOH)

[0533]

5 Compound 1-109

$^1\text{H-NMR}$ (CDCl_3) δ ppm: 0.35-0.45 (2H, m), 0.45-0.60 (2H, m), 0.90-1.10 (1H, m), 1.50-1.65 (1H, m), 1.70-1.90 (1H, m), 1.95-2.15 (2H, m), 2.15-2.55 (14H, m), 2.60-2.75 (1H, m), 2.90-3.05 (2H, m), 3.15-3.30 (1H, m), 3.35-3.45 (2H, m), 3.70-3.85 (2H, m), 4.70 (2H, s), 9.25 (1H, brs)

10 $[\alpha]_{\text{D}}^{27} = -89.37^{\circ}$ (c=0.35, MeOH)

[0534]

Compound 1-110

$^1\text{H-NMR}$ (CDCl_3) δ ppm: 0.96 (3H, t, $J=7.4\text{Hz}$), 1.40-1.80 (4H, m), 2.00-2.50 (11H, m), 2.55-2.80 (3H, m), 2.80-3.05 (2H, m), 3.15-3.30 (1H, m), 3.30-3.45 (2H, m), 3.60-3.85 (2H, m), 4.66 (2H, s), 9.00-9.50 (1H, m)

15

[0535]

Example 2-1

N-[(4aR*,6R*,8aR*)-3-Cyano-6-[[2-(dimethylamino)ethyl]carbonyl](propylamino)carbonyl]-8-methyl-4H,4aH,5H,6H,7H,8H,8aH,9H-thieno[3,2-g]quinolin-2-yl]-

20 acetamide (compound 2-1)

To 1-[[4aR*,6R*,8aR*)-2-amino-3-cyano-8-methyl-4H,4aH,5H,6H,7H,8H,8aH,9H-thieno[3,2-g]quinolin-6-yl]carbonyl]-3-[2-(dimethylamino)ethyl]-1-propylurea (example 1-15) (100mg) was added acetic acid (2mL) and the mixture was heated at 135°C and refluxed for 12 hours. After cooling to room temperature, the reaction mixture was concentrated under reduced pressure. To the residue were added ethyl acetate and a saturated aqueous solution of sodium bicarbonate. After the separated organic layer was dried over anhydrous sodium sulfate, it was concentrated under

25

reduced pressure. The residue was purified by silica gel column chromatography (eluent: 0%-5% methanol/ethyl acetate, gradient elution) to give the title compound (26mg). The structure was illustrated in Table 11.

¹H-NMR (CDCl₃) δ ppm: 0.94 (3H, t, J=7.2Hz), 1.50-1.90 (4H, m), 1.90-2.20 (2H, m),
5 2.20-2.40 (12H, m), 2.40-2.60 (4H, m), 2.70-2.90 (1H, m), 2.90-3.20 (3H, m), 3.30-3.50
(2H, m), 3.60-3.90(2H, m), 8.54 (1H, s), 9.26 (1H, brs)

[0536]

Example 2-2

Methyl N-[(4aR*,6R*,8aR*)-3-cyano-6-[[[2-(dimethylamino)ethyl]carbonyl](propyl)amino)carbonyl]-8-methyl-4H,4aH,5H,6H,7H,8H,8aH,9H-thieno[3,2-g]quinolin-2-yl]carbamate (compound 2-2)

To a mixture of 1,1'-carbonyldiimidazole (13mg) and methylene chloride (1mL) was added 4-dimethylaminopyridine (8mg), followed by 1-[[[(4aR*,6R*,8aR*)-2-amino-3-cyano-8-methyl-4H,4aH,5H,6H,7H,8H,8aH,9H-thieno[3,2-g]quinolin-6-yl]carbonyl]-3-[2-(dimethylamino)ethyl]-1-propylurea (example 1-15) (30mg) while stirring under ice bath cooling, and the mixture was stirred at the same temperature for 1 hour. To the reaction mixture was added 1,1'-carbonyldiimidazole (13mg), followed by 4-dimethylaminopyridine (8mg) and warmed to room temperature and stirred for 1 hour. To the reaction mixture was added 20 1,1'-carbonyldiimidazole (50mg), followed by 4-dimethylaminopyridine (32mg) while stirring at room temperature and stirred at the same temperature for 12 hours. To the reaction mixture was added methanol (0.003mL) while stirring at room temperature and stirred at the same temperature for 1 hour. The mixture was purified by aminopropyl silica gel column chromatography (eluent: 0%-10% methanol/methylene chloride, 25 gradient elution) to give the title compound (18mg). The structure was illustrated in Table 11.

¹H-NMR (CDCl₃) δ ppm: 0.95 (3H, t, J=7.2Hz), 1.50-1.90 (4H, m), 1.90-2.20 (2H, m),

2.20-2.34 (1H, m), 2.26 (6H, s), 2.36 (3H, s), 2.38-2.54 (4H, m), 2.70-2.85 (1H, m),
2.90-3.15 (3H, m), 3.35-3.45 (2H, m), 3.60-3.85 (2H, m), 3.67 (3H, s), 7.12 (1H, brs),
9.26 (1H, brs)

[0537]

5 Compound 2-3 was prepared in a manner similar to those as described in
example 2-2 using 1-{{(4aR*,6R*,8aR*)-2-amino-3-cyano-8-methyl-4H,4aH,5H,
6H,7H,8H,8aH,9H-thieno[3,2-g]quinolin-6-yl}carbonyl}-3-[3-(dimethylamino)-2,2-di-
methylpropyl]-1-ethylurea (example 1-85) instead of 1-{{(4aR*,6R*,8aR*)-2-ami-
no-3-cyano-8-methyl-4H,4aH,5H,6H,7H,8H,8aH,9H-thieno[3,2-g]quinolin-6-yl}car-
10 bonyl}-3-[2-(dimethylamino)ethyl]-1-propylurea (example 1-15). This was illustrated in
Table 11.

¹H-NMR (CDCl₃) δ ppm: 0.92 (6H, s), 1.25 (3H, t, J=7.0Hz), 1.50-1.65 (1H, m),
1.70-1.90 (1H, m), 1.95-2.15 (2H, m), 2.17 (2H, s), 2.20-2.55 (12H, m), 2.65-2.80 (1H,
m), 2.95-3.25 (5H, m), 3.75-3.95 (5H, m), 7.70 (1H, br), 9.37 (1H, brs)

15 [0538]

Example 3-1

1-{{(4aR*,6R*,8aR*)-3-Cyano-8-methyl-2-(methylamino)-4H,4aH,5H,6H,7H,8H,8aH,9
H-thieno[3,2-g]quinolin-6-yl}carbonyl}-3-[2-(dimethylamino)ethyl]-1-propylurea di
hydrochloride salt (compound 3-1)

20 To (3'R*,4'aR*,8'aR*)-1'-methyl-N-propyloctahydro-1'H-spiro[1,3-dioxola-
ne-2,6'-quinoline]-3'-carboxamide (reference example 4-5) (2.137g) was added 2mol/L
hydrochloric acid(100mL) and the mixture was stirred at room temperature for 2 hours.
The reaction mixture was made alkaline with potassium carbonate. The mixture was
extracted with methylene chloride/methanol mixed solvent (methylene
25 chloride:methanol=9 : 1). After the organic layer was dried over anhydrous sodium
sulfate, it was concentrated under reduced pressure to give
(3R*,4aR*,8aR*)-1-methyl-6-oxo-N-propyl-decahydroquinoline-3-carboxamide

(1.840g).

¹H-NMR (CDCl₃) δ ppm: 0.85-1.00 (4H, m), 1.40-1.90 (5H, m), 1.90-2.00 (1H, m), 2.10-2.25 (1H, m), 2.25-2.55 (9H, m), 2.95-3.05 (1H, m), 3.15-3.25 (2H, m), 5.43 (1H, brs)

5 [0539]

To a mixture of (3R*,4aR*,8aR*)-1-methyl-6-oxo-N-propyldecahydroquinoline-3-carboxamide (1.819g) and ethanol (72mL) were added malononitrile (622mg), morpholine (0.943mL), followed by elemental sulfur (303mg) while stirring at room temperature, and the mixture was heated at 54°C and stirred for 1.5 hours. After cooling

10 to room temperature, the reaction mixture was concentrated under reduced pressure.

The residue was triturated with ethyl acetate to give (4aR*,6R*,8aR*)-2-amino-3-cyano-8-methyl-N-propyl-4H,4aH,5H,6H,7H,8H,8aH,9H-thieno[3,2-g]quinoline-6-carboxamide (1.991g).

¹H-NMR (DMSO-d₆) δ ppm: 0.83 (3H, t, J=7.4Hz), 1.20-1.45 (3H, m), 1.45-1.65 (1H, m), 1.75-1.95 (2H, m), 2.00-2.25 (6H, m), 2.35-2.60 (2H, m), 2.75-3.05 (4H, m), 7.00 (2H, s), 7.81 (1H, t, J=5.6Hz)

[0540]

A mixture of (4aR*,6R*,8aR*)-2-amino-3-cyano-8-methyl-N-propyl-4H,4aH,5H,6H,7H,8H,8aH,9H-thieno[3,2-g]quinoline-6-carboxamide (1.99g) and

20 (diethoxymethoxy)ethane (20mL) was heated at 155°C and stirred for 3 hours. After cooling to room temperature, it was diluted with diethyl ether and the solid was

collected by filtration to give ethyl N-[(4aR*,6R*,8aR*)-3-cyano-8-methyl-6-(propylcarbamoyl)-4H,4aH,5H,6H,7H,8H,8aH,9H-thieno[3,2-g]quinolin-2-yl]carboximidate (1.70g).

25 MS(ESI, m/z):389(M+H)+

[0541]

To a mixture of ethyl N-[(4aR*,6R*,8aR*)-3-cyano-8-methyl-6-(propylcar-

bamoyl)-4H,4aH,5H,6H,7H,8H,8aH,9H-thieno[3,2-g]quinolin-2-yl]carboximidate (499mg) and ethanol (13mL) was added sodium borohydride (59mg) while stirring under ice bath cooling, and the mixture was stirred at the same temperature for 2.5 hours. To the reaction mixture was added water, and extracted with methylene chloride.

5 After the separated organic layer was dried over anhydrous sodium sulfate, it was concentrated under reduced pressure to give (4aR*,6R*,8aR*)-3-cyano-8-methyl-2-(methylamino)-N-propyl-4H,4aH,5H,6H,7H,8H,8aH,9H-thieno[3,2-g]quinoline-6-carboxamide (446mg).

¹H-NMR (CDCl₃) δ ppm: 0.93 (3H, t, J=7.4Hz), 1.40-1.60 (3H, m), 1.65-1.80 (1H, m),
10 1.95-2.10 (2H, m), 2.15-2.30 (1H, m), 2.30-2.55 (6H, m), 2.60-2.70 (1H, m), 2.90-3.10 (5H, m), 3.15-3.30 (2H, m), 4.75-4.85 (1H, m), 5.40-5.50 (1H, m)

[0542]

To a mixture of (4aR*,6R*,8aR*)-3-cyano-8-methyl-2-(methylamino)-N-propyl-4H,4aH,5H,6H,7H,8H,8aH,9H-thieno[3,2-g]quinoline-6-carboxamide (446mg) and
15 acetonitrile (12mL) was added 4-dimethylaminopyridine (79mg), followed by di-tert-butylidicarbonate (561mg) while stirring at room temperature, and the mixture was stirred at the same temperature for 12 hours. To the reaction mixture was added water, and extracted with ethyl acetate. After the separated organic layer was dried over anhydrous sodium sulfate, it was concentrated under reduced pressure. The residue was
20 purified by aminopropyl silica gel column chromatography (eluent: 0%-5% methanol/ethyl acetate, gradient elution) to give tert-butyl N-[(4aR*,6R*,8aR*)-3-cyano-8-methyl-6-(propylcarbamoyl)-4H,4aH,5H,6H,7H,8H,8aH,9H-thieno[3,2-g]quinolin-2-yl]-N-methylcarbamate (517mg).

¹H-NMR (CDCl₃) δ ppm: 0.93 (3H, t, J=7.4Hz), 1.45-1.60 (12H, m), 1.65-1.85 (1H, m),
25 1.95-2.10 (2H, m), 2.20-2.55 (7H, m), 2.70-2.85 (1H, m), 2.95-3.15 (5H, m), 3.15-3.30 (2H, m), 5.40-5.50 (1H, m)

[0543]

To a mixture of tert-butyl N-[(4aR*,6R*,8aR*)-3-cyano-8-methyl-6-(propylcarbamoyl)-4H,4aH,5H,6H,7H,8H,8aH,9H-thieno[3,2-g]quinolin-2-yl]-N-methylcarbamate(412mg) and tetrahydrofuran(5mL) was added a 1mol/L sodium hexamethyldisilazide-tetrahydrofuran solution (1.2mL) at -40°C. After stirring at the same temperature for 20 minutes, 4-nitrophenyl chloroformate (242mg) was added to the mixture, and then stirred for 1 hour. After warming to room temperature and stirring for 1.5 hours, water and ethyl acetate were added. After the separated organic layer was dried over anhydrous sodium sulfate, it was concentrated under reduced pressure. The residue was purified by silica gel column chromatography (eluent: 80%-100% ethyl acetate/hexane, gradient elution) to give 4-nitrophenyl N-[(4aR*,6R*,8aR*)-2-[(tert-butoxy)carbonyl](methylamino)-3-cyano-8-methyl-4H,4aH,5H,6H,7H,8H,8aH,9H-thieno[3,2-g]quinolin-6-yl]carbonyl}-N-propylcarbamate (405mg).

¹H-NMR (CDCl₃) δ ppm: 0.98 (3H, t, J=7.5Hz), 1.35-1.52 (1H, m), 1.50 (9H, s), 1.64-1.76 (2H, m), 1.76-1.86 (1H, m), 2.01-2.11 (1H, m), 2.14-2.34 (2H, m), 2.35 (3H, s), 2.37-2.53 (2H, m), 2.71-2.82 (1H, m), 3.02-3.12 (2H, m), 3.38 (3H, s), 3.71-3.92 (3H, m), 7.32-7.40 (2H, m), 8.28-8.36 (2H, m)

[0544]

To a mixture of 4-nitrophenyl N-[(4aR*,6R*,8aR*)-2-[(tert-butoxy)carbonyl](methylamino)-3-cyano-8-methyl-4H,4aH,5H,6H,7H,8H,8aH,9H-thieno[3,2-g]quinolin-6-yl]carbonyl}-N-propylcarbamate (200mg) and tetrahydrofuran (3mL) was added N,N-dimethyl ethylenediamine (0.071mL) while stirring at room temperature, and the mixture was stirred at the same temperature for 22 hours. The reaction mixture was concentrated under reduced pressure. The residue was purified by aminopropyl silica gel column chromatography (eluent: 0%-5% methanol/ethyl acetate, gradient elution) to give tert-butyl N-[(4aR*,6R*,8aR*)-3-cyano-6-[(2-(dimethylamino)ethyl)carbamoyl](propylamino)carbonyl]-8-methyl-4H,4aH,5H,6H,7H,8H,8aH,9H-thieno[3,2-g]quinolin-2-yl]-N-methylcarbamate (160mg).

¹H-NMR (CDCl₃) δ ppm: 0.95 (3H, t, J=7.4Hz), 1.51 (9H, s), 1.51-1.72 (3H, m), 1.73-1.90 (1H, m), 1.99-2.15 (2H, m), 2.24-2.39 (1H, m), 2.26 (6H, s), 2.36 (3H, s), 2.40-2.54 (4H, m), 2.74-2.86 (1H, m), 2.93-3.18 (3H, m), 3.32-3.47 (5H, m), 3.63-3.86 (2H, m), 9.12-9.42 (1H, m)

5 [0545]

To a mixture of tert-butyl N-[(4aR*,6R*,8aR*)-3-cyano-6-[[2-(dimethylamino)ethyl]carbamoyl](propyl)amino]carbonyl]-8-methyl-4H,4aH,5H,6H,7H,8H,8aH,9H-thieno[3,2-g]quinolin-2-yl]-N-methylcarbamate (160mg) and ethyl acetate (10mL) was added a 4mol/L hydrogen chloride-ethyl acetate solution (5mL) while stirring at room temperature, and the mixture was stirred at the same temperature for 11 hours. To the reaction mixture was added a 4mol/L hydrogen chloride-ethyl acetate solution (5mL) while stirring at room temperature, and then stirred at the same temperature for 13 hours. The solid was collected by filtration to give the title compound (compound 3-1) (116mg). The structure was illustrated in Table 11.

15 ¹H-NMR (DMSO-d₆) δ ppm: 0.87 (3H, t, J=7.4Hz), 1.42-1.61 (3H, m), 2.09-2.30 (3H, m), 2.57-2.72 (1H, m), 3.08-3.42 (5H, m), 3.42-3.87 (19H, m), 7.59-7.75 (1H, m), 8.64-8.83 (1H, m), 10.02-10.29 (1H, m), 11.37-11.55 (1H, m).

[0546]

Example 3-2

20 1-[(4aR*,6R*,8aR*)-3-Cyano-8-methyl-2-(methylamino)-4H,4aH,5H,6H,7H,8H,8aH,9H-thieno[3,2-g]quinolin-6-yl]carbonyl]-3-[3-(dimethylamino)propyl]-1-propylurea dihydrochloride salt(compound 3-2)

To a mixture of 4-nitrophenyl N-[(4aR*,6R*,8aR*)-2-[(tert-butoxy)carbonyl](methyl)amino]-3-cyano-8-methyl-4H,4aH,5H,6H,7H,8H,8aH,9H-thieno[3,2-g]-quinolin-6-yl]carbonyl]-N-propylcarbamate (200mg) and tetrahydrofuran (3mL) was added (3-aminopropyl)dimethylamine (0.082mL) while stirring at room temperature, and then stirred at the same temperature for 22 hours. The reaction mixture was

concentrated under reduced pressure. The residue was purified by aminopropyl silica gel column chromatography (eluent: 0%-5% methanol/ethyl acetate, gradient elution) to give tert-butyl N-[(4aR*,6R*,8aR*)-3-cyano-6-[(3-(dimethylamino)propyl)carbamoyl](propyl)amino)carbonyl]-8-methyl-4H,4aH,5H,6H,7H,8H,8aH,9H-thieno-
5 [3,2-g]quinolin-2-yl]-N-methylcarbamate (118mg).

¹H-NMR (CDCl₃) δ ppm: 0.95 (3H, t, J=7.5Hz), 1.50-1.76 (5H, m), 1.51 (9H, s), 1.76-1.88 (1H, m), 2.00-2.16 (2H, m), 2.20-2.40 (3H, m), 2.23 (6H, s), 2.37 (3H, s), 2.40-2.56 (2H, m), 2.75-2.85 (1H, m), 2.94-3.03 (1H, m), 3.03-3.17 (2H, m), 3.27-3.38 (2H, m), 3.40 (3H, s), 3.63-3.84 (2H, m), 9.15-9.35 (1H, m)

10 [0547]

To a mixture of tert-butyl N-[(4aR*,6R*,8aR*)-3-cyano-6-[(3-(dimethylamino)propyl)carbamoyl](propyl)amino)carbonyl]-8-methyl-4H,4aH,5H,6H,7H,8H,8aH,9H-thieno[3,2-g]quinolin-2-yl]-N-methylcarbamate (118mg) and ethyl acetate (10mL) was added a 4mol/L hydrogen chloride-ethyl acetate solution (5mL) while
15 stirring at room temperature, and the mixture was stirred at the same temperature for 11 hours. To the reaction mixture were added a 4mol/L hydrogen chloride-ethyl acetate solution (5mL) while stirring at room temperature, and then stirred at the same temperature for 14 hours. The solid was collected by filtration to give the title compound (compound 3-2) (45mg). The structure was illustrated in Table 11.

20 ¹H-NMR (DMSO-d₆) δ ppm: 0.86 (3H, t, J=7.4Hz), 1.40-1.61 (3H, m), 1.82-1.96 (2H, m), 2.06-2.29 (3H, m), 2.50-4.00 (25H, m), 7.58-7.74 (1H, m), 8.44-8.76 (1H, m), 9.91-10.15 (1H, m), 11.33-11.55 (1H, m)

[0548]

Example 4-1

25 1-{[(4aR,6R,8aR)-2-Amino-3-cyano-8-methyl-4H,4aH,5H,6H,7H,8H,8aH,9H-thieno[3,2-g]quinolin-6-yl]carbonyl}-3-[2-(dimethylamino)ethyl]-1-propylurea dihydrochloride salt (compound 4-1)

To a mixture of 1-[[[(4aR,6R,8aR)-2-amino-3-cyano-8-methyl-4H,4aH,5H,6H,7H,8H,8aH,9H-thieno[3,2-g]quinolin-6-yl]carbonyl]-3-[2-(dimethylamino)ethyl]-1-propylurea (compound 1-1) (10.0g) and ethanol (200mL) was added dropwise a mixture of 12mol/L hydrochloric acid (3.91mL) and ethanol (30mL) while stirring
5 under ice bath cooling, and the mixture was stirred at the same temperature for 3 hours. The resulting solid was collected by filtration, and washed twice with ethanol (20mL) to give 1-[[[(4aR,6R,8aR)-2-amino-3-cyano-8-methyl-4H,4aH,5H,6H,7H,8H,8aH,9H-thieno[3,2-g]quinolin-6-yl]carbonyl]-3-[2-(dimethylamino)ethyl]-1-propylurea di hydrochloride salt (11.5g).

10 A mixture of 1-[[[(4aR,6R,8aR)-2-amino-3-cyano-8-methyl-4H,4aH,5H,6H,7H,8H,8aH,9H-thieno[3,2-g]quinolin-6-yl]carbonyl]-3-[2-(dimethylamino)ethyl]-1-propylurea di hydrochloride salt (8.0g), ethanol (80mL) and water (6.5mL) was dissolved by heating at 60°C while string. To the solution was added dropwise ethanol (80mL) and heated at the same temperature for 1 hour. While stirring at the same temperature,
15 ethanol (160mL) was additionally added dropwise, and it was stirred at room temperature for 1 hour, then for 1 hour under ice bath cooling. The resulting solid was collected by filtration, and washed twice with ethanol (10mL). After the obtained solid was air-dried overnight and dried at 75°C for 5 hours under reduced pressure, it was additionally air-dried overnight to give the title compound (7.3g) as a crystal. The
20 structure was illustrated in Table 11.

¹H-NMR (MeOH-d₄) δ ppm: 0.97 (3H, t, J=7.4Hz), 1.55-1.75 (3H, m), 2.15-2.40 (3H, m), 2.65-2.85 (2H, m), 2.97 (9H, s), 3.15-3.45 (5H, m), 3.55-3.90 (6H, m)

[0549]

The crude crystal of compound 4-4 was prepared by carrying out a salt
25 formation reaction in a manner similar to those as described in example 4-1 using the corresponding octahydrothienoquinoline instead of 1-[[[(4aR,6R,8aR)-2-amino-3-cyano-8-methyl-4H,4aH,5H,6H,7H,8H,8aH,9H-thieno[3,2-g]quinolin-6-yl]carbonyl]-3-[2-

(dimethylamino)ethyl]-1-propylurea. The crude crystal was recrystallized from ethanol and water to give compound 4-4 as a crystal. The structure was illustrated in Table 11.

[0550]

Example 4-2

- 5 1-{[(4aR,6R,8aR)-2-Amino-3-cyano-8-methyl-4H,4aH,5H,6H,7H,8H,8aH,9H-thieno-
[3,2-g]quinolin-6-yl]carbonyl}-3-[(2S)-1-(dimethylamino)propan-2-yl]-1-ethylurea di
hydrochloride salt (compound 4-2)

To a mixture of 1-{[(4aR,6R,8aR)-2-amino-3-cyano-8-methyl-4H,4aH,5H,6H,
7H,8H,8aH,9H-thieno[3,2-g]quinolin-6-yl]carbonyl}-3-[(2S)-1-(dimethylamino)pro-
10 pan-2-yl]-1-ethylurea (compound 1-57) (0.88g) and 2-propanol (17.6mL) was added
12mol/L hydrochloric acid (0.36mL) while stirring under water bath cooling. To the
solution was added dropwise diisopropyl ether (17.6mL), and stirred at the room
temperature for 1 hour, then for 1 hour under ice bath cooling. The resulting solid was
collected by filtration, and washed twice with ice-cold 2-propanol/diisopropyl ether
15 mixed solvent (2-propanol: diisopropyl ether = 1:1) (4.4mL) to give
1-{[(4aR,6R,8aR)-2-amino-3-cyano-8-methyl-4H,4aH,5H,6H,7H,8H,8aH,9H-thieno-
[3,2-g]quinolin-6-yl]carbonyl}-3-[(2S)-1-(dimethylamino)propan-2-yl]-1-ethylurea di
hydrochloride salt (0.92g).

A mixture of 1-{[(4aR,6R,8aR)-2-amino-3-cyano-8-methyl-4H,4aH,5H,6H,7H,
20 8H,8aH,9H-thieno[3,2-g]quinolin-6-yl]carbonyl}-3-[(2S)-1-(dimethylamino)pro-
pan-2-yl]-1-ethylurea di hydrochloride salt (1.0g), acetonitrile (4.0mL) and water
(2.0mL) was dissolved by heating at 60°C while stirring. To the solution was added
dropwise acetonitrile (20mL) and cooled to the room temperature. While stirring at the
same temperature, acetonitrile (15mL) was additionally added dropwise, and it was
25 stirred for 35 minutes under ice bath cooling. The resulting solid was collected by
filtration, and washed three times with ice-cold water/acetonitrile mixed solvent (water:
acetonitrile =1:50) (5.0mL). The obtained solid was dried at 50°C for 13 hours under

reduced pressure to give the title compound (0.80g) as a crystal. The structure was illustrated in Table 11.

¹H-NMR (DMSO-d₆) δ ppm: 1.11 (3H, t, J=7.0Hz), 1.22 (3H, d, J=6.8Hz), 1.40-1.60 (1H, m), 2.10-2.30 (3H, m), 2.55-2.70 (1H, m), 2.70-2.90 (10H, m), 3.05-3.30 (3H, m),
5 3.45-3.60 (1H, m), 3.60-3.80 (3H, m), 4.10-4.30 (1H, m), 7.18 (2H, s), 8.45-8.70 (1H, m), 9.75-9.95 (1H, m), 11.25-11.60 (1H, m)

[0551]

The crude crystal of compound 4-3 was prepared by carrying out a salt formation reaction in a manner similar to those as described in example 4-2 using the
10 corresponding octahydrothienoquinoline instead of 1-{{(4aR,6R,8aR)-2-amino-3-cyano-8-methyl-4H,4aH,5H,6H,7H,8H,8aH,9H-thieno[3,2-g]quinolin-6-yl]carbonyl}-3-[(2S)-1-(dimethylamino)propan-2-yl]-1-ethylurea. The crude crystal was recrystallized from acetonitrile and water to give compound 4-3 as a crystal. The structure was illustrated in Table 11.

15 [0552]

[Table 11]

Compound No.	Structure	Compound No.	Structure
2-1		4-1	
2-2		4-2	
2-3		4-3	
3-1		4-4	
3-2			

The structures of compound 2-1 to 2-3 and 3-1 to 3-2 in Table 11 indicate relative configuration, and the structures of compound 4-1 to 4-4 in Table 11 indicate absolute configuration.

5 [0553]

The physical data of compounds 4-3 to 4-4 were shown below.

[0554]

Compound 4-3

¹H-NMR (DMSO-d₆) δ ppm: 0.94 (6H, t, J=7.6Hz), 1.14 (3H, t, J=6.9Hz), 1.45-1.65 (1H, m), 1.65-1.85 (4H, m), 2.05-2.35 (3H, m), 2.55-2.85 (11H, m), 3.05-3.30 (2H, m), 3.50-3.90 (6H, m), 7.18 (2H, s), 8.75-9.10 (1H, m), 9.55-9.80 (1H, m), 11.40-11.70 (1H, m)

[0555]

Compound 4-4

¹H-NMR (DMSO-d₆) δ ppm: 1.12 (3H, t, J=7.1Hz), 1.40-1.60 (1H, m), 2.05-2.30 (3H, m), 2.55-2.90 (11H, m), 3.05-3.25 (2H, m), 3.45-3.85 (6H, m), 7.18 (2H, s), 8.55-8.85 (1H, m), 10.00-10.25 (1H, m), 11.25-11.60 (1H, m)

[0556]

Test Example 1

Identification test of stimulating activities on human dopamine D₂ receptor1) Construction of human dopamine D₂ receptor expression plasmid

15 The PCR was performed using forward primer depicted as sequence ID No.1, reverse primer depicted as sequence ID No.2 and Herculase (Stratagene) as template of human brain cDNA (Japan Becton, Dickinson and Company). The PCR product was inserted into a plasmid (pcDNA3.1/V5-His-Topo(registered mark), Invitrogen). The PCR product-inserted plasmid was transformed in E.coli (One Shot TOP10 Chemically
20 Competent, Invitrogen). That E.coli was incubated in LB agar medium contained 50 µg/mL ampicillin for a day. A selected colony was incubated in LB medium contained 50 µg/mL ampicillin and PCR product-inserted plasmid was purified with QIAprep Spin Miniprep Kit (QIAGEN). The base sequence of protein expression site in the plasmid (sequence ID No.3) accorded to the base sequence of human dopamine D₂ receptor
25 (NM_000795) registered on the public database (NCBI), except 1 base. But, the sequence of amino acids translated by base sequence of that plasmid accorded to it of human dopamine D₂ receptor (NM_000795) registered on NCBI completely. Therefore,

the proteins induced from this plasmid were identified with human dopamine D₂ receptor. The pcDNA3.1/V5-His-Topo (registered mark) that the base sequence depicted as sequence ID No.3 was inserted, was identified as human dopamine D₂ receptor expression plasmid.

5 [0557]

2) Preparation of human dopamine D₂ receptor expression cells

(1) Cell culture

HEK 293 cells (Dainippon Sumitomo Pharma Co., Ltd.) were cultured in 5% CO₂ incubator at 37°C in D-MEM (Dulbecco's Modified Eagle Medium) liquid medium
10 (low glucose, pyruvic acid and L-glutamine were contained, Invitrogen) in which penicillin-streptomycin solution (Invitrogen, final concentration: 100 U/mL as penicillin, 100 µg/mL as streptomycin) and fetal bovine serum (final concentration: 10%).

[0558]

(2) The passage of cells

15 Mostly confluent HEK293 cells were washed with PBS (Phosphate Buffered Saline, Invitrogen), followed by exfoliation with 0.05% trypsin-EDTA (Invitrogen) and they were suspended with above-mentioned liquid medium. After centrifuging, the supernatant was removed and the cells were diluted with medium and cell number was counted. After that, the cells were scattered at appropriate cell concentration.

20 [0559]

(3) Establishment of HEK293 cells expressed human dopamine D₂ receptor stably

Human dopamine D₂ receptor expression plasmid was digested with ScaI and changed to linear plasmid. The linear plasmid was transfected in HEK293 cells using lipofection method (Lipofectamine (registered mark)2000 (Invitrogen)). After
25 procurement of neomycin resistant cell using 1 mg/mL Geneticin (registered mark)(Invitrogen), cell line was selected according to the method of 3) seeing below.

[0560]

3) Identification and selection of HEK293 cells expressed human dopamine D₂ receptor stably

(1) The passage of cells

Mostly confluent HEK293 cells expressed human dopamine D₂ receptor stably were washed with PBS, followed by exfoliation with 0.05% trypsin-EDTA and D-MEM liquid medium (low glucose, pyruvic acid and L-glutamine were contained) containing Geneticin(registered mark) (final concentration: 0.1 mg/mL) as antibiotics and fetal bovine serum (final concentration: 10%) was added. After centrifuging, the supernatant was removed and the cells were diluted with above-mentioned liquid medium. After counting cell number, the cells were scattered at appropriate concentration.

[0561]

(2) Preparation of cells

Mostly confluent HEK293 cells expressed human dopamine D₂ receptor stably were washed with PBS, followed by exfoliation with 0.05% trypsin-EDTA and the cells were suspended in D-MEM liquid medium (phenol red-free, low glucose and pyruvic acid were contained, Invitrogen) containing fetal bovine serum (final concentration: 10%) and GlutaMax(registered mark)I (Invitrogen, final concentration: 2 mM). The suspension was scattered at 5×10^4 cells/100 μ L/well on poly-D-lysine-coated 96-well microplate (BD BioCoat (registered mark), Japan Becton, Dickinson and Company). The scattered cells were cultured in 5% CO₂ incubator at 37°C. To change signal of human dopamine D₂ receptor cAMP reaction interacting G_{i/o} protein to calcium reaction, pLEC1-Gqo5-HA (Molecular Devices) was transfected in that cells according to the procedure seeing below.

[0562]

25 (3) Transfection of pLEC1-Gqo5-HA

pLEC1-Gqo5-HA and Lipofectamine(registered mark)2000 were diluted to 0.008 g/L and 0.016 g/L each other with OPTI-MEM(registered mark)I Reduced-Serum

Medium (Invitrogen) and incubated at room temperature. After incubation, the pLEC1-Gqo5-HA-diluted solution and Lipofectamine (registered mark)2000-diluted solution were mixed at an equal volume and incubated at room temperature to form a complex. The complex was dispensed at 50 μ L/well on the cells prepared above. The cells were incubated in 5% CO₂ incubator at 37°C for 2 days and used in measurement of intracellular calcium concentration.

[0563]

(4) Identification with measurement of intracellular calcium concentration

The measurement of intracellular calcium concentration induced by each test compound was performed using the forced expression cells mentioned above. Each dimethyl sulfoxide (DMSO) solution contained test compounds at 30 mM was diluted to appropriate concentration with assay buffer (Hank's Balanced Salt Solution (HBSS, Invitrogen), 20 mM HEPES (Invitrogen), 1.3 mM calcium chloride, 0.5 mM magnesium chloride and 0.4 mM magnesium sulfate were contained, pH7.4).

The forced expression cells were washed with assay buffer, and 100 μ L/well of fluorescent calcium indicator (Fluo-4 NW Calcium Assay Kit (Molecular Probes™)) was added and incubated in 5% CO₂ incubator at 37°C. After incubation, 50 μ L/well of each test compound was added, and the concentration of intracellular calcium was measured as fluorescent signal with FlexStation (registered mark) II (Molecular Devices). The cell line expressed human dopamine D₂ receptor stably having good response was named as hD₂R#7 cells.

[0564]

4) Preparation of membrane homogenates from hD₂R#7 cells

(1) The passage of hD₂R#7 cells

Mostly confluent hD₂R#7 cells were washed with PBS, followed by exfoliation with 0.05% trypsin-EDTA and D-MEM liquid medium (low glucose, pyruvic acid and L-glutamine were contained) containing Geneticin (registered mark) (final

concentration: 0.1 mg/mL) as antibiotics and fetal bovine serum (final concentration: 10%) were added. After centrifuging, the supernatant was removed and the cells were diluted with above-mentioned liquid medium. After counting cell number, and the cells were scattered at appropriate concentration.

5 [0565]

(2) Preparation of membrane homogenates from hD₂R#7 cells

The cells, which were grown to confluence in 150mm dishes (IWAKI), were harvested with isotonic buffer (50 mM Tris (Sigma), 2 mM ethylenediamine-tetraacetic acid (Invitrogen), and 125 mM sodium chloride (Wako Pure Chemicals), pH 7.4) and
10 centrifuged at 1880 ×g and 4°C for 10 minutes, and the cell pellets were then suspended in isotonic buffer. After being subjected to one cycle of freezing and thawing, the cells were centrifuged at 1880 ×g and 4°C for 10 minutes, and the cell pellets were suspended in isotonic buffer. The cells were centrifuged at 1880 ×g and 4°C for 10 minutes, and the cell pellets were suspended in isotonic buffer and homogenate buffer
15 (10 mM sodium bicarbonate (Nacalai) and 5 mM ethylenediamine-tetraacetic acid, pH 7.5). The volume ratio of isotonic-to-homogenate buffer was 2. The cells were sonicated and centrifuged at 1880 ×g and 4°C for 10 minutes, and the supernatants were ultracentrifuged at 80000 ×g and 4°C for 30 minutes. The final cell pellets were suspended in homogenate buffer containing protease inhibitor cocktail (Nacalai) and
20 stored at -80°C until use. The protein concentration was determined using BCA Protein Assay Kit (Pierce) in accordance with the manufacturer's instructions.

[0566]

5) Determination of stimulating activities of human dopamine D₂ receptor

The stimulating activities of human dopamine D₂ receptor was determined by
25 measuring the binding potential of [³⁵S]-guanosine 5'-[gamma-thio]triphosphate ([³⁵S]GTPγS, PerkinElmer) according to the method described by Newman-Tancredi A. et al. (Naunyn-Schmiedeberg's Arch Pharmacol, 1999, vol.359, pp.447-453) with a

minor modification. Test compounds and dopamine hydrochloride (Fluka) as positive control were dissolved in dimethyl sulfoxide (CARLBIOCHEM), resulting in 30 mM. The both compounds were diluted with assay buffer (50 mM Tris, 100 mM sodium chloride, 5 mM magnesium chloride (Nacalai), 1 mM ethylenediamine-tetraacetic acid, 1 mM dithiothreitol (Wako Pure Chemicals), 10 μ M guanosine diphosphate (Wako Pure Chemicals) and 0.5% bovine serum albumin (Sigma), pH 7.4) to a final concentration of 100 pM (only test compounds), 1 nM, 10 nM, 100 nM, 1 μ M, 10 μ M and 100 μ M (only dopamine hydrochloride). The above membrane homogenates and [35 S]GTP γ S were diluted with assay buffer to a final concentration of 0.06 mg/mL and 0.6 nM, respectively. The serial diluted compounds (50 μ L), the diluted membrane homogenates (50 μ L) and the diluted [35 S]GTP γ S (50 μ L) were mixed on multi-screen 96-well plate (Millipore) and shaken lightly at room temperature for 60 minutes. The reaction was terminated by vacuum filtration with three times washes of ice-cold wash buffer (50 mM Tris, 100 mM sodium chloride, 5 mM magnesium chloride, and 1 mM ethylenediamine-tetraacetic acid, pH 7.4). After drying the bottoms of the plate at 60°C, MicroScinti-40 (PerkinElmer) (30 μ L) was added in the plate. The tops of the plate were sealed by TopSeal-A (PerkinElmer), and the radioactivity was determined in a TopCount NXT(registered mark)(PerkinElmer) after shaking lightly for 5-10 minutes. The data was analyzed by nonlinear regression and sigmoidal dose-response curve fitting using GraphPad PRISM 4.0 (GraphPad Software), and values of EC₅₀ (concentration of the compound producing half the maximal effect of the compound) were calculated. The data was presented as mean value (n = 2). As comparative examples, ropinirole as non-ergot dopamine D₂ receptor agonist and pergolide as ergot dopamine D₂ receptor agonist, were examined in a similar fashion. These results were shown in Table 12.

[0567]

[Table 12]

Compound No.	EC ₅₀ (μ mol/L)	Compound No.	EC ₅₀ (μ mol/L)
1-1	0.006	1-61	0.011
1-2	0.012	1-66	0.014
1-3	0.007	1-68	0.012
1-4	0.003	1-82	0.013
1-6	0.011	1-83	0.006
1-13	0.007	1-84	0.007
1-21	0.021	1-86	0.013
1-23	0.008	1-87	0.022
1-24	0.017	1-88	0.024
1-25	0.015	1-99	0.008
1-30	0.004	1-104	0.004
1-36	0.010	1-105	0.005
1-37	0.006	1-106	0.004
1-39	0.017	1-107	0.002
1-43	0.032	1-108	0.006
1-44	0.013	1-109	0.003
1-46	0.010	Ropinirole	0.892
1-56	0.009	Pergolide	0.023
1-57	0.005		

[0568]

These results clearly showed that the compounds of the present invention

exhibited potent stimulating activities of human dopamine D₂ receptor.

[0569]

Test Example 2

Identification test of stimulating activities on human serotonin 5-HT_{2B} receptor

5 1) Construction of human serotonin 5-HT_{2B} receptor expression plasmid

The PCR was performed using forward primer depicted as sequence ID No.4, reverse primer depicted as sequence ID No.5 and KOD-Plus-Ver.2 (TOYOBO) as template of human brain hippocampus cDNA (Clontech). The PCR product was inserted into a plasmid(pcDNA3.1/V5-His-Topo(registered mark)). The PCR product-inserted plasmid was transformed in E.coli (One Shot TOP10 Chemically Competent). That E.coli was incubated in LB agar medium contained 50 µg/mL ampicillin for a day. A selected colony was incubated in LB medium contained 50 µg/mL ampicillin and PCR product-inserted plasmid was purified with QIAprep Spin Miniprep Kit (QIAGEN). The base sequence of protein expression site in the plasmid (sequence ID No.6) accorded to the base sequence of human serotonin 5-HT_{2B} receptor (NM_000867) registered on the public database (NCBI) completely. Therefore, the proteins induced from this vector were identified with human serotonin 5-HT_{2B} receptor. The pcDNA3.1/V5-His-Topo(registered mark) that the base sequence depicted as sequence ID No.6 was inserted, was identified as human serotonin 5-HT_{2B} receptor expression plasmid.

[0570]

2) Preparation of human serotonin 5-HT_{2B} receptor expression cells

(1) Cell culture

HEK 293 cells were cultured in 5 % CO₂ incubator at 37°C in D-MEM liquid medium (low glucose, pyruvic acid and L-glutamine were contained) in which penicillin-streptomycin solution (final concentration: 100 U/mL as penicillin, 100 µg/mL as streptomycin) as antibiotics and fetal bovine serum (final concentration: 10%)

were contained.

[0571]

(2) The passage of a cell

5 Mostly confluent HEK293 cells were washed with PBS, followed by
exfoliation with 0.05% trypsin-EDTA and above-mentioned liquid medium was added.
After centrifuging, the supernatant was removed and the cells were diluted with medium.
After counting cell number of the diluted cells, the cells were scattered at appropriate
cell concentration.

[0572]

10 (3) Preparation of cells

Mostly confluent HEK293 cells were washed with PBS, followed by
exfoliation with 0.05% trypsin-EDTA and the cells were suspended in D-MEM liquid
medium (phenol red-free, low glucose, pyruvic acid were contained) containing fetal
bovine serum (final concentration: 10%) and GlutaMax (registered mark)I (final
15 concentration: 2 mM). The suspension was scattered at 5×10^4 cells/100 μ L/well on
poly-D-lysine-coated 96-well microplate (BD BioCoat (registered mark)). The scattered
cells were cultured in 5% CO₂ incubator at 37°C. Human serotonin 5-HT_{2B} receptor
expression plasmid was transfected in that cells according to the procedure seeing
below.

20 [0573]

(4) Transfection of human serotonin 5-HT_{2B} receptor plasmid

Human serotonin 5-HT_{2B} receptor expression plasmid and Lipofectamine (registered
mark) 2000 (Invitrogen) were diluted to 0.008 g/L and 0.016 g/L each other with
OPTI-MEM (registered mark)I Reduced-Serum Medium and incubated at room
25 temperature. After incubation, the human serotonin 5-HT_{2B} receptor exoression
plasmid-diluted liquid and Lipofectamine (registered mark) 2000-diluted liquid were
mixed at an equal volume and incubated at room temperature to form a complex. The

complex was dispensed at 50 $\mu\text{L}/\text{well}$ on the cells prepared above. The cells were incubated in 5% CO_2 incubator at 37°C for 2 days. After incubation, the cells were used as human serotonin 5-HT_{2B} receptor forced expression cells for measurement of intracellular calcium concentration.

5 [0574]

3) Determination of stimulating activities of human serotonin 5-HT_{2B} receptor

The stimulating activities of human serotonin 5-HT_{2B} receptor was determined by measuring of intracellular calcium concentration. The 30 mM dimethyl sulfoxide (DMSO) solution contained test compounds or serotonin hydrochloride (Sigma) as
10 positive control, was diluted with assay buffer ((HBSS), 20 mM HEPES, 1.3 mM calcium chloride, 0.5 mM magnesium chloride and 0.4 mM magnesium sulfate were contained, pH7.4) to appropriate concentration.

The forced expression cells were washed with assay buffer, and 100 $\mu\text{L}/\text{well}$ of fluorescent calcium indicator (Fluo-4 NW Calcium Assay Kit) was added and incubated
15 in 5% CO_2 incubator at 37°C . After incubation, 50 $\mu\text{L}/\text{well}$ of each test compound was added, and the concentration of intracellular calcium was measured as fluorescent signal with FlexStation (registered mark) II (Molecular Devices). The data was analyzed by nonlinear regression and sigmoidal dose-response curve fitting using GraphPad PRISM 4.0, and values of EC_{50} (concentration of the compound producing half the maximal
20 effect of the compound) were calculated. The data was presented as mean value ($n = 2$). As comparative examples, ropinirole as non-ergot dopamine D₂ receptor agonist and pergolide as ergot dopamine D₂ receptor agonist, were examined in a similar fashion. These results were shown in Table 13.

[0575]

[Table 13]

Compound No.	EC ₅₀ (μ mol/L)	Compound No.	EC ₅₀ (μ mol/L)
1 - 1	>10	1 - 8 3	>10
1 - 2	>10	1 - 8 4	>10
1 - 3	>10	1 - 9 9	>10
1 - 4	>10	1 - 1 0 4	>10
1 - 6	>10	1 - 1 0 5	>10
1 - 2 3	>10	1 - 1 0 6	>10
1 - 2 4	>10	1 - 1 0 7	>10
1 - 3 0	>10	1 - 1 0 8	>10
1 - 4 3	>10	1 - 1 0 9	>10
1 - 4 6	>10	Ropinirole	2.593
1 - 5 7	>10	Pergolide	0.287
1 - 8 2	>10		

[0576]

These results clearly showed that the compounds of the present invention exhibited extremely minor stimulating activities of human serotonin 5-HT_{2B} receptor as compared with ropinirole and pergolide.

[0577]

Test Example 3

The drug efficiency evaluation in unilateral 6-hydroxydopamine-lesioned hemi-parkinsonian rats

10 1) Materials

The following materials were used:

6-hydroxydopamine hydrochloride (6-OHDA, Sigma); desipramine hydrochloride (desipramine, Sigma); L-ascorbic acid (Sigma); pentobarbital sodium (somnopenyl injection, Kyoritsu Seiyaku); R-(-)-apomorphine hydrochloride hemihydrate (apomorphine, Sigma); ropinirole hydrochloride (ropinirole; Sequoia);
5 0.5% methyl cellulose solution (Wako Pure Chemicals); N,N-Dimethylacetamide (DMA, Wako Pure Chemicals); hydrochloric acid (Wako Pure Chemicals); distilled water (Otsuka Pharmaceutical Factory, Inc.); physiological saline (Otsuka Pharmaceutical Factory, Inc.).

6-OHDA was dissolved at 2 mg/mL in a physiological saline solution
10 containing 0.2% L-ascorbic acid. Desipramine was dissolved at 10 mg/mL in a physiological saline solution in a hot-water bath. Apomorphine was dissolved at 0.1 mg/mL in a physiological saline solution. Ropinirole was dissolved in distilled water. Test compounds were dissolved in a solution containing 2% DMA, 100 or 200 mol% hydrochloric acid, and 98% of a 0.5% methyl cellulose solution.

15 [0578]

2) Preparation of 6-OHDA-lesioned model

Preparation of 6-OHDA-lesioned model was performed according to the method described by Koga K. et al. (Eur J Pharmacol, 2000, vol.408, P.249-255) with a minor modification. Male Sprague-Dawley rats (6-weeks-old, Charles River
20 Laboratories Japan Inc.) were anaesthetized with intraperitoneal somnopenyl (45 mg/kg) injection and placed in a stereotaxic frame (Narishige). In order to prevent 6-OHDA-induced damage of noradrenergic neurons, desipramine (25 mg/kg) was intraperitoneally injected 30 minutes before the 6-OHDA injection. After the bregma
25 identification via a middle calvarial incision, the skull was drilled using a dental drill at the site of 6-OHDA injection. The lesion was made by injecting 6-OHDA (8 μ g in 4 μ L at a speed of 1 μ L/minute) unilaterally into the left medial forebrain bundle by using a injection cannula (30 gauge needle) connected to a microsyringe (Hamilton) (the lesion

coordinates; A/P -2.5 mm, L/M -1.8 mm, and V/D -8.0 mm, from the bregma point and surface of the skull). The cannula was carefully removed from the animal after keeping placed on the lesion site for 5 minutes. The skull was filled its hole with dental cement, disinfected, and the scalp incision was surgically sutured. Animals recovered
5 from anesthesia were housed as usual until the day of the experiment.

[0579]

3) Determining of contralateral rotational behavior

Three weeks after the lesion, rats were tested on the basis of their contralateral rotational behavior (single rotation was defined as a 360° turn) in response to 0.1 mg/kg
10 apomorphine given subcutaneously. For behavioral observation, rats were placed in plastic cylinders of a diameter of 30 cm, and its contralateral rotational behaviors were videotaped and quantified by rat-rotation auto counting system R-RACS (Kissei Wellcom). On the experimental day, animals were fasted overnight, and test compounds were orally administrated at doses of 10 mg/kg. The drug potency was measured until
15 up to 24 hours after administration as the number of contralateral rotation. Duration of the response was defined as a total time period except for a time period that the animal exhibited less than 10 counts of rotation per 5 minutes for more than 60 minutes period. Total number of rotations and the duration of the response in experimental period were presented as mean value. As comparative example, ropinirole as non-ergot dopamine D₂
20 receptor agonist, was examined in a similar fashion. These results were shown in Table 14.

[0580]

[Table 14]

Compound No.	Duration (minutes)	Total number of rotations
1 - 1	1101.3	9431.8
1 - 3	845.0	4478.3
1 - 4	1131.3	6338.8
1 - 2 4	766.3	5230.0
1 - 4 3	843.8	7557.5
1 - 4 6	1158.8	10329.8
1 - 5 7	1190.0	9976.5
1 - 1 0 7	1068.3	4033.3
1 - 1 0 8	698.8	2577.5
Ropinirole	61.3	276.3

[0581]

As a result of these experiments, it was recognized that the compounds of the present invention have remarkable long-lasting drug effects as compared with
5 ropinirole.

INDUSTRIAL APPLICABILITY

[0582]

Compounds of the present invention exhibit excellent dopamine D₂ receptor
10 stimulating activities, and are accordingly useful for treating or preventing Parkinson's disease, restless legs syndrome or hyperprolactinemia.

SEQUENCE LISTING FREE TEXT

[0583]

[SEQ ID No.1]

Sequence ID No.1 indicates the sequence of forward primer employed to amplify the DNA sequence shown in sequence ID No. 3.

[SEQ ID No.2]

5 Sequence ID No.2 indicates the sequence of reverse primer employed to amplify the DNA sequence shown in sequence ID No. 3.

[SEQ ID No.3]

10 Sequence ID No.3 indicates the DNA sequence, which was intended to express the recombinant human dopamine D₂ receptor, amplified by using primer pair shown in sequence ID No.1 and 2.

[SEQ ID No.4]

Sequence ID No.4 indicates the sequence of forward primer employed to amplify the DNA sequence shown in sequence ID No. 6.

[SEQ ID No.5]

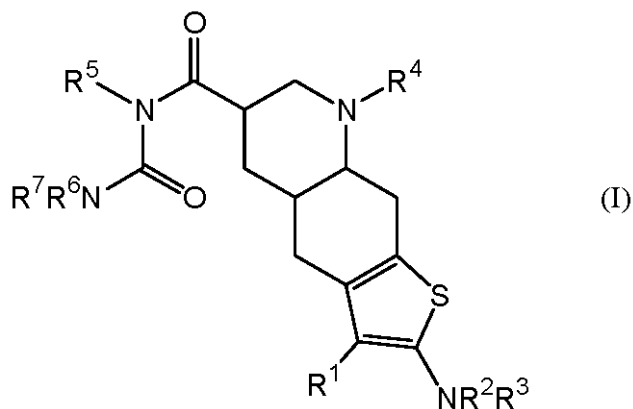
15 Sequence ID No.5 indicates the sequence of reverse primer employed to amplify the DNA sequence shown in sequence ID No. 6.

[SEQ ID No.6]

20 Sequence ID No.6 indicates the DNA sequence, which was intended to express the recombinant human serotonin 5-HT_{2B} receptor, amplified by using primer pair shown in sequence ID No.4 and 5.

CLAIMS

1. A compound represented by the general formula (I):



- 5 or a pharmaceutically acceptable salt thereof,
wherein

R^1 is any one of the following a) to d):

- a) a cyano group,
b) a carbamoyl group,
10 c) a C_{2-7} alkoxy carbonyl group, or
d) a carboxy group;

R^2 and R^3 are each independently a hydrogen atom, a C_{1-6} alkyl group, a C_{1-7} acyl group, or a C_{2-7} alkoxy carbonyl group;

R^4 is a hydrogen atom, a C_{1-6} alkyl group, or a halo- C_{1-6} alkyl group;

- 15 R^5 is any one of the following a) to j):

- a) a C_{1-6} alkyl group,
b) a halo- C_{1-6} alkyl group,
c) a cycloalkyl group,
d) a benzo-fused cycloalkyl group,
20 e) a cycloalkyl- C_{1-6} alkyl group,
f) an aralkyl group, wherein the ring of the aralkyl group is unsubstituted or

substituted with 1 to 5 substituents independently selected from the group consisting of a halogen atom, a C₁₋₆ alkyl group, a halo-C₁₋₆ alkyl group, a C₁₋₆ alkoxy group, and a hydroxy-C₁₋₆ alkyl group,

g) a heteroaryl-C₁₋₆ alkyl group, wherein the ring of the heteroaryl-C₁₋₆ alkyl group is
5 unsubstituted or substituted with 1 to 3 substituents independently selected from the group consisting of a C₁₋₆ alkyl group, a halo-C₁₋₆ alkyl group, and a C₁₋₆ alkoxy group,

h) a C₂₋₆ alkenyl group,

i) a C₁₋₆ alkoxy-C₁₋₆ alkyl group, or

j) a R¹⁰R¹¹N-C₁₋₆ alkyl group;

10 R⁶ and R⁷ are each independently any one of the following a) to k):

a) a hydrogen atom,

b) a C₁₋₆ alkyl group,

c) a halo-C₁₋₆ alkyl group,

d) a heterocycloalkyl group,

15 e) a heterocycloalkyl-C₁₋₆ alkyl group,

f) an aralkyl group, wherein the ring of the aralkyl group is unsubstituted or substituted with 1 to 5 substituents independently selected from the group consisting of a halogen atom, a C₁₋₆ alkyl group, a halo-C₁₋₆ alkyl group, a C₁₋₆ alkoxy group, and a R¹⁰R¹¹N-C₁₋₆ alkyl group,

20 g) a heteroaryl-C₁₋₆ alkyl group, wherein the ring of the heteroaryl-C₁₋₆ alkyl group is unsubstituted or substituted with 1 to 3 substituents independently selected from the group consisting of a C₁₋₆ alkyl group, a halo-C₁₋₆ alkyl group, and a C₁₋₆ alkoxy group,

h) a C₁₋₆ alkoxy-C₁₋₆ alkyl group,

25 i) a R¹²R¹³N-C₁₋₆ alkyl group,

j) a R¹²R¹³N-C₁₋₆ alkoxy-C₁₋₆ alkyl group, or

k) a R¹²R¹³N-C(O)-C₁₋₆ alkyl group;

R^{10} and R^{11} are each independently a hydrogen atom, a C_{1-6} alkyl group or a hydroxy- C_{1-6} alkyl group, or R^{10} and R^{11} , together with the nitrogen atom to which they are bonded, form a cyclic amino group unsubstituted or substituted with 1 or 2 C_{1-6} alkyl groups; and

5 R^{12} and R^{13} are each independently a hydrogen atom, a C_{1-6} alkyl group, a hydroxy- C_{1-6} alkyl group or an aryl group, or R^{12} and R^{13} , together with the nitrogen atom to which they are bonded, form a cyclic amino group unsubstituted or substituted with 1 or 2 C_{1-6} alkyl groups.

10 2. The compound according to claim 1, or a pharmaceutically acceptable salt thereof, wherein R^1 is a cyano group.

3. The compound according to claim 2, or a pharmaceutically acceptable salt thereof, wherein R^2 and R^3 are a hydrogen atom.

15

4. The compound according to claim 3, or a pharmaceutically acceptable salt thereof, wherein R^4 is a hydrogen atom or a C_{1-6} alkyl group.

5. The compound according to claim 4, or a pharmaceutically acceptable salt thereof, wherein

R^6 is a hydrogen atom; and

R^7 is any one of the following a) to i):

a) a C_{1-6} alkyl group,

b) a halo- C_{1-6} alkyl group,

25 c) a heterocycloalkyl- C_{1-6} alkyl group,

d) an aralkyl group, wherein the ring of the aralkyl group is unsubstituted or substituted with 1 to 5 substituents independently selected from the group consisting of

a halogen atom, a C₁₋₆ alkyl group, a halo-C₁₋₆ alkyl group, a C₁₋₆ alkoxy group, and a R¹⁰R¹¹N-C₁₋₆ alkyl group,

e) a heteroaryl-C₁₋₆ alkyl group, wherein the ring of the heteroaryl-C₁₋₆ alkyl group is unsubstituted or substituted with 1 to 3 substituents independently selected from the

5 group consisting of a C₁₋₆ alkyl group, a halo-C₁₋₆ alkyl group, and

a C₁₋₆ alkoxy group,

f) a C₁₋₆ alkoxy-C₁₋₆ alkyl group,

g) a R¹²R¹³N-C₁₋₆ alkyl group,

h) a R¹²R¹³N-C₁₋₆ alkoxy-C₁₋₆ alkyl group, or

10 i) a R¹²R¹³N-C(O)-C₁₋₆ alkyl group.

6. The compound according to claim 5, or a pharmaceutically acceptable salt thereof, wherein

R⁵ is any one of the following a) to h):

15 a) a C₁₋₆ alkyl group,

b) a halo-C₁₋₆ alkyl group,

c) a cycloalkyl-C₁₋₆ alkyl group,

d) an aralkyl group, wherein the ring of the aralkyl group is unsubstituted or substituted with 1 to 5 substituents independently selected from the group consisting of

20 a halogen atom, a C₁₋₆ alkyl group, a halo-C₁₋₆ alkyl group, a C₁₋₆ alkoxy group, and a hydroxy-C₁₋₆ alkyl group,

e) a heteroaryl-C₁₋₆ alkyl group, wherein the ring of the heteroaryl-C₁₋₆ alkyl group is unsubstituted or substituted with 1 to 3 substituents independently selected from the

group consisting of a C₁₋₆ alkyl group, a halo-C₁₋₆ alkyl group, and

25 a C₁₋₆ alkoxy group,

f) a C₂₋₆ alkenyl group,

g) a C₁₋₆ alkoxy-C₁₋₆ alkyl group, or

h) a $R^{10}R^{11}N-C_{1-6}$ alkyl group.

7. The compound according to claim 6, or a pharmaceutically acceptable salt thereof, wherein

5 R^6 is a hydrogen atom; and

R^7 is: any one of the following a) to f)

a) a C_{1-6} alkyl group,

b) a halo- C_{1-6} alkyl group,

c) an aralkyl group, wherein the ring of the aralkyl group is unsubstituted or
10 substituted with 1 to 5 substituents independently selected from the group consisting of
a halogen atom, a C_{1-6} alkyl group, a halo- C_{1-6} alkyl group, a C_{1-6} alkoxy group, and a
 $R^{10}R^{11}N-C_{1-6}$ alkyl group,

d) a heteroaryl- C_{1-6} alkyl group, wherein the ring of the heteroaryl- C_{1-6} alkyl group is
unsubstituted or substituted with 1 to 3 substituents independently selected from the
15 group consisting of a C_{1-6} alkyl group, a halo- C_{1-6} alkyl group, and
a C_{1-6} alkoxy group,

e) a C_{1-6} alkoxy- C_{1-6} alkyl group, or

f) a $R^{12}R^{13}N-C_{1-6}$ alkyl group.

20 8. The compound according to claim 7, or a pharmaceutically acceptable salt thereof, wherein

R^4 is a methyl group;

R^5 is any one of the following a) to f):

a) a C_{1-6} alkyl group,

25 b) a cycloalkyl- C_{1-6} alkyl group,

c) an aralkyl group, wherein the ring of the aralkyl group is unsubstituted or
substituted with 1 to 5 substituents independently selected from the group consisting of

a halogen atom, a C₁₋₆ alkyl group, a halo-C₁₋₆ alkyl group, a C₁₋₆ alkoxy group, and a hydroxy-C₁₋₆ alkyl group,

d) a heteroaryl-C₁₋₆ alkyl group, wherein the ring of the heteroaryl-C₁₋₆ alkyl group is unsubstituted or substituted with 1 to 3 substituents independently selected from the

5 group consisting of a C₁₋₆ alkyl group, a halo-C₁₋₆ alkyl group, and

a C₁₋₆ alkoxy group,

e) a C₁₋₆ alkoxy-C₁₋₆ alkyl group, or

f) a R¹⁰R¹¹N-C₁₋₆ alkyl group;

R⁶ is a hydrogen atom; and

10 R⁷ is any one of the following a) to d):

a) a C₁₋₆ alkyl group,

b) an aralkyl group, wherein the ring of the aralkyl group is unsubstituted or substituted with 1 to 5 substituents independently selected from the group consisting of a halogen atom, a C₁₋₆ alkyl group, a halo-C₁₋₆ alkyl group, a C₁₋₆ alkoxy group, and a

15 R¹⁰R¹¹N-C₁₋₆ alkyl group,

c) a heteroaryl-C₁₋₆ alkyl group, wherein the ring of the heteroaryl-C₁₋₆ alkyl group is unsubstituted or substituted with 1 to 3 substituents independently selected from the group consisting of a C₁₋₆ alkyl group, a halo-C₁₋₆ alkyl group, and

a C₁₋₆ alkoxy group, or

20 d) a R¹²R¹³N-C₁₋₆ alkyl group.

9. The compound according to claim 8, or a pharmaceutically acceptable salt thereof, wherein

R⁵ is any one of the following a) to d):

25 a) a C₁₋₆ alkyl group,

b) a cycloalkyl-C₁₋₆ alkyl group,

c) a C₁₋₆ alkoxy-C₁₋₆ alkyl group, or

d) a $R^{10}R^{11}N-C_{1-6}$ alkyl group; and

R^7 is any one of the following a) to b):

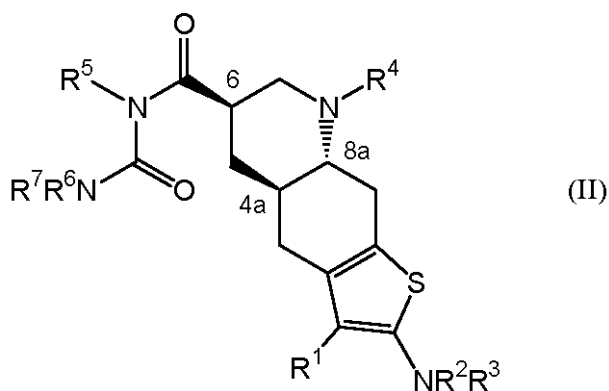
a) a C_{1-6} alkyl group, or

b) a $R^{12}R^{13}N-C_{1-6}$ alkyl group.

5

10. The compound according to claim 1, or a pharmaceutically acceptable salt thereof, wherein

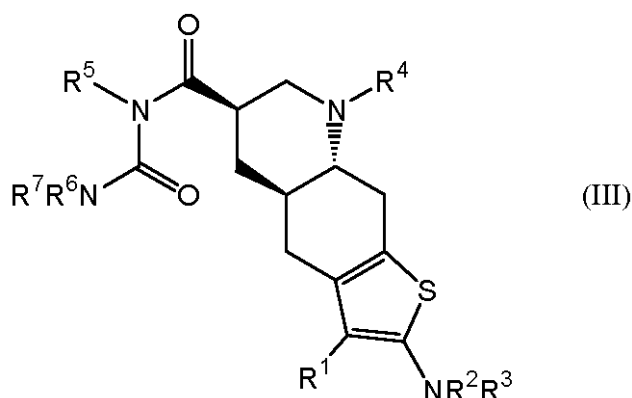
the compound is represented by the general formula (II):



10 in which the configuration at 4a, 6 and 8a positions is represented by a relative configuration.

11. The compound according to claim 1, or a pharmaceutically acceptable salt thereof, wherein

15 the compound is represented by the general formula (III):



in which the configuration at 4a, 6 and 8a positions is represented by an absolute configuration.

- 5 12. A compound selected from the group consisting of:
- 1-{[(4aR, 6R, 8aR)-2-amino-3-cyano-8-methyl-4H, 4aH, 5H, 6H, 7H, 8H, 8aH, 9H-thieno[3,2-g]quinolin-6-yl]carbonyl}-3-[2-(dimethylamino)ethyl]-1-propylurea;
- 1-{[(4aR, 6R, 8aR)-2-amino-3-cyano-8-methyl-4H, 4aH, 5H, 6H, 7H, 8H, 8aH, 9H-thieno[3,2-g]quinolin-6-yl]carbonyl}-1-butyl-3-[2-(diethylamino)ethyl]urea;
- 10 1-{[(4aR, 6R, 8aR)-2-amino-3-cyano-8-methyl-4H, 4aH, 5H, 6H, 7H, 8H, 8aH, 9H-thieno[3,2-g]quinolin-6-yl]carbonyl}-3-[3-(dimethylamino)-2,2-dimethylpropyl]-1-ethylurea;
- 1-{[(4aR, 6R, 8aR)-2-amino-3-cyano-8-methyl-4H, 4aH, 5H, 6H, 7H, 8H, 8aH, 9H-thieno[3,2-g]quinolin-6-yl]carbonyl}-3-ethyl-1-[2-(pyrrolidin-1-yl)ethyl]urea;
- 15 1-{[(4aR*, 6R*, 8aR*)-2-amino-3-cyano-8-methyl-4H, 4aH, 5H, 6H, 7H, 8H, 8aH, 9H-thieno[3,2-g]quinolin-6-yl]carbonyl}-1-butyl-3-[2-(dimethylamino)-ethyl]urea;
- 1-{[(4aR*, 6R*, 8aR*)-2-amino-3-cyano-8-methyl-4H, 4aH, 5H, 6H, 7H, 8H, 8aH, 9H-thieno[3,2-g]quinolin-6-yl]carbonyl}-3-[2-(dimethylamino)ethyl]-1-(2-phenylethyl)urea;
- 20 1-{[(4aR*, 6R*, 8aR*)-2-amino-3-cyano-8-methyl-4H, 4aH, 5H, 6H, 7H, 8H,

8aH, 9H-thieno[3,2-g]quinolin-6-yl]carbonyl}-3-[2-(dimethylamino)ethyl]-1-(3-methylbutyl)urea;

1-[[4aR*, 6R*, 8aR*]-2-amino-3-cyano-8-methyl-4H, 4aH, 5H, 6H, 7H, 8H, 8aH, 9H-thieno[3,2-g]quinolin-6-yl]carbonyl}-1-butyl-3-[2-(piperidin-1-yl)ethyl]urea;

5 1-[[4aR*, 6R*, 8aR*]-2-amino-3-cyano-8-methyl-4H, 4aH, 5H, 6H, 7H, 8H, 8aH, 9H-thieno[3,2-g]quinolin-6-yl]carbonyl}-3-[2-(dimethylamino)ethyl]-1-(2,2-dimethylpropyl)urea;

1-[[4aR, 6R, 8aR]-2-amino-3-cyano-8-methyl-4H, 4aH, 5H, 6H, 7H, 8H, 8aH, 9H-thieno[3,2-g]quinolin-6-yl]carbonyl}-3-[(2S)-1-(dimethylamino)propan-2-yl]-1-ethylurea;

10

1-[[4aR*, 6R*, 8aR*]-2-amino-3-cyano-8-methyl-4H, 4aH, 5H, 6H, 7H, 8H, 8aH, 9H-thieno[3,2-g]quinolin-6-yl]carbonyl}-3-[2-(dimethylamino)-2-methylpropyl]-1-propylurea;

1-[[4aR*, 6R*, 8aR*]-2-amino-3-cyano-8-methyl-4H, 4aH, 5H, 6H, 7H, 8H, 8aH, 9H-thieno[3,2-g]quinolin-6-yl]carbonyl}-3-[2-(dimethylamino)-2-ethylbutyl]-1-ethylurea;

15

1-[[4aR, 6R, 8aR]-2-amino-3-cyano-8-methyl-4H, 4aH, 5H, 6H, 7H, 8H, 8aH, 9H-thieno[3,2-g]quinolin-6-yl]carbonyl}-1-(cyclopropylmethyl)-3-[3-(dimethylamino)-2,2-dimethylpropyl]urea;

20 1-[[4aR, 6R, 8aR]-2-amino-3-cyano-8-methyl-4H, 4aH, 5H, 6H, 7H, 8H, 8aH, 9H-thieno[3,2-g]quinolin-6-yl]carbonyl}-3-[2-(diethylamino)ethyl]-1-ethylurea;

1-[[4aR, 6R, 8aR]-2-amino-3-cyano-8-methyl-4H, 4aH, 5H, 6H, 7H, 8H, 8aH, 9H-thieno[3,2-g]quinolin-6-yl]carbonyl}-3-[1-(dimethylamino)-2-methylpropan-2-yl]-1-ethylurea;

25 1-[[4aR, 6R, 8aR]-2-amino-3-cyano-8-methyl-4H, 4aH, 5H, 6H, 7H, 8H, 8aH, 9H-thieno[3,2-g]quinolin-6-yl]carbonyl}-3-[2-(dimethylamino)-2-ethylbutyl]-1-ethylurea;

1-{[(4aR, 6R, 8aR)-2-amino-3-cyano-8-methyl-4H, 4aH, 5H, 6H, 7H, 8H, 8aH, 9H-thieno[3,2-g]quinolin-6-yl]carbonyl}-3-[2-(dimethylamino)ethyl]-1-ethylurea; and

1-{[(4aR, 6R, 8aR)-2-amino-3-cyano-8-methyl-4H, 4aH, 5H, 6H, 7H, 8H, 8aH, 9H-thieno[3,2-g]quinolin-6-yl]carbonyl}-1-(cyclopropylmethyl)-3-[2-(dimethylami-
5 no)ethyl]urea;

or a pharmaceutically acceptable salt thereof.

13. A pharmaceutical composition which comprises a compound according to any one of claims 1 to 12 or a pharmaceutically acceptable salt thereof.

10

14. A pharmaceutical agent comprising (1) a compound according to any one of claims 1 to 12 or a pharmaceutically acceptable salt thereof, and (2) at least one anti-Parkinson drug selected from L-dopa, dopamine D₂ receptor agonists, anticholinergic agents, adenosine A_{2A} receptor antagonists, NMDA receptor antagonists, monoamine oxidase B inhibitors, COMT inhibitors, aromatic L-amino acid
15 decarboxylase inhibitors, droxidopa, melevodopa, threodops, zonisamide and amantadine hydrochloride.

20

15. The compound according to claim 1, substantially as herein described with reference to any one of the Examples thereof.

16. The compound according to claim 12, substantially as herein described with reference to any one of the Examples thereof.

25

17. The pharmaceutical composition according to claim 13, wherein the compound is substantially as herein described with reference to any one of the Examples thereof.

18. The pharmaceutical agent according to claim 14, wherein the compound is substantially as herein described with reference to any one of the Examples thereof.

SEQUENCE LISTING

<110> Kissei Pharmaceutical Co., Ltd.

<120> Novel octahydrothienoquinoline derivatives, pharmaceutical compositions containing the same, and their uses

<130> PGT-A1210-00

<160> 6

<170> PatentIn version 3.4

<210> 1

<211> 25

<212> DNA

<213> forward primer

<400> 1

caccatggat ccactgaatc tgtcc

25

<210> 2

<211> 22

<212> DNA

<213> artificial

<220>

<223> reverse primer

<400> 2

tcagcagtgg aggatottca gg

22

<210> 3

<211> 1332

<212> DNA

<213> Homo sapiens

<400> 3

atggatccac tgaatotgtc otggtatgat gatgatctgg agaggcagaa ctggagccgg

60

cccttcaacg ggtcagacgg gaaggcggac agaccccact acaactacta tgcacactg

120

ctcaccctgc teatcctgt catcgtotto ggcaacgtgc tgggtgcat ggotgtgtcc

180

cgcgagaagg cgtgcagac caccacoaac tacctgatcg tcagcctcgc agtggcgcac

240

ctctctctctg ccacactggt catgccotgg gttgtotacc tggaggtggt aggtgagtgg 300
 aaattcagca ggattcaactg tgacatottc gtaactctgg acgtcatgat gtgcacggcg 360
 agcatcctga acttgtgtgc catcagcatic gacaggtaca cagctgtggc catgcccattg 420
 ctgtacaata cgcgctacag ctccaagcgc ogggtcaccg tcattgatctc catcgtctgg 480
 gtctctgtct tcaccatctc ctgccactc ctcttoggac tcaataacgc agaccagaac 540
 gaggatcaaa ttgccaaccc ggctctctgtg gtctactctc caatcgtctc cttctactg 600
 ccttcattg tcaccctgct ggtctacatc aagatctaca ttgtctctcg cagacgcgcg 660
 aagcagatca acaccaaagc cagcagccga gcttccaggc cccacctgag ggtccacta 720
 aaggccaact gtactcaccg caggacatg aaactctgca cgtttatcat gaagtctaat 780
 gggagtttcc cagtgaacag gggagagtg gaggctgccg ggcgagccca ggagctggag 840
 atggagatgc tctccagcac cagcccaccg gagaggaccg ggtacagccc catcccaccg 900
 agccaccacc agctgaactc ccccgaccg tcccaccaag gtctccacag cactcccgac 960
 agccccgcca aaccagagaa gaatgggcat gccaaagacc accccaagat tgccaagatc 1020
 tttgagatcc agaccatgcc caatggcaaa acccgacot cctcaagac catgagocgt 1080
 aggaagctct cccagcagaa ggagaagaaa gccactcaga tctctgccat tgtctctggc 1140
 gtgttcatca tctgtctgct gccctctctc atcacacaca tctgaacat aactgtgac 1200
 tgcaacatcc cgcctgtctc gtacagcgcg ttacgtggo tggctatgt caacagcgcg 1260
 gtgaaccoca tcatctacac cacttcaac attgagttcc gcaaggcctt cctgaagatc 1320
 ctccactgct ga 1332

<210> 4

<211> 22

<212> DNA

<213> artificial

<220>

<223> forward primer

<400> 4

caccatggct ctctcttaca ga

22

<210> 5

<211> 18

<212> DNA

<213> artificial

<220>

<223> reverse primer

<400> 5

atgtttgatg acaactgc

18

<210> 6

<211> 1446

<212> DNA

<213> Homo sapiens

<400> 6

atggctctct ottacagagt gtctgaactt caaagcacia ttcttgagca cattttgcag 60

agcacctttg ttcaogttat ctcttotaac tggctctggat tacagacaga atcaatacca 120

gaggaaatga aacagattgt tgaggaacag gaaataaac tgcactgggc agctctttctg 180

atactcatgg tgataatacc cacaattggt gaaataacc ttgttattct ggctgtttca 240

ctggagaaga agctgcagta tgctactaat taactttctaa tgccttggc ggtggotgat 300

ttgctggttg gattgtttgt gatgccaatt gcctcttga caataatgtt tgaggotatg 360

tggccccccc cacttgttct atgtctgccc tggttatttc ttgactttct cttttcaacc 420

gcatccatca tgcctctctg tgccatttca gtggatcgtt acatagccat caaaaagcca 480

atccaggcca atcaatataa ctcaogggct acagcattca tcaagattac agtgggtgtg 540

ttaatttcaa taggcattgc cattccagtc cctattaaag ggatagagac tgatgtggac 600

aacccaaaca atatcacttg tgtgtgaca aaggaacgtt ttggcgattt catgctcttt 660

ggctcaotgg ctgccttctt cacacctctt gcaattatga ttgtcaccta ctttctcact 720

atccatgctt tacagaagaa ggcttactta gtcaaaaaca agcacctca acgcotaaca 780

tggttgactg tgtctacagt tttcaaaagg gatgaaacac cttgctctgc accggaaaag 840

gtggcaatgc tggatggttc togaaaggac aaggctctgc ccaactcagg tgatgaaca 900
cttatgogaa gaacatccac aattgggaaa aagtcagtgc agaccatttc caacgaacag 960
agagocotcaa aggtcotagg gatttggttt ttctctttt tgcttatgtg gtgtcccttc 1020
tttattacaa atataacttt agttttatgt gattcctgta accaaaactac totccaatg 1080
ctcctggaga tatttggtg gatagctat gtttctcag gagtgaatcc ttigtotac 1140
accctcttca ataagacatt togggatgca ttiggcogat atatcacotg caattaocgg 1200
gccacaaagt cagtaaaaac totcagaaaa cgtocagta agatctactt ccggaatcca 1260
atggcagaga actotaagtt ttcaagaaa catggaatto gaaatgggat taacctgoc 1320
atgtaccaga gtccaatgag gtcogaagt tcaaccattc agtcttcato aatcattcta 1380
ctagatacgc ttctctcacc tgaaaatgaa ggtgacaaaa ctgaagagca agttagttat 1440
gtatag 1446