



US009453949B2

(12) **United States Patent**
Nand et al.

(10) **Patent No.:** **US 9,453,949 B2**
(45) **Date of Patent:** **Sep. 27, 2016**

(54) **ELECTROMAGNETIC
ENERGY-ABSORBING OPTICAL PRODUCT
AND METHOD FOR MAKING**

(71) Applicant: **Eastman Chemical Company,**
Kingsport, TN (US)

(72) Inventors: **Brija Nand**, Hayward, CA (US); **Lee
Campbell Boman**, Belmont, CA (US);
Kevin C. Krogman, Santa Clara, CA
(US); **Michael Hawkins**, Martinsville,
VA (US); **Anthony Brian Port**,
Collinsville, VA (US)

(73) Assignee: **Eastman Chemical Company,**
Kingsport, TN (US)

(*) Notice: Subject to any disclaimer, the term of this
patent is extended or adjusted under 35
U.S.C. 154(b) by 108 days.

(21) Appl. No.: **14/569,955**

(22) Filed: **Dec. 15, 2014**

(65) **Prior Publication Data**

US 2016/0170104 A1 Jun. 16, 2016

(51) **Int. Cl.**
G02B 5/20 (2006.01)
C09D 139/02 (2006.01)
B05D 1/02 (2006.01)
B05D 1/36 (2006.01)
G02B 1/04 (2006.01)
G02B 1/10 (2015.01)

(52) **U.S. Cl.**
CPC **G02B 5/206** (2013.01); **B05D 1/02**
(2013.01); **B05D 1/36** (2013.01); **C09D**
139/02 (2013.01); **G02B 1/04** (2013.01);
G02B 1/10 (2013.01); **G02B 5/208** (2013.01)

(58) **Field of Classification Search**

CPC G02B 5/282; G02B 5/206; G02B 5/208;
G02B 1/04; G02B 1/10; G02B 5/23
USPC 359/359, 361, 883, 884, 885
See application file for complete search history.

(56) **References Cited**

U.S. PATENT DOCUMENTS

3,978,264 A	8/1976	Tarbell et al.
4,410,501 A	10/1983	Taramasso et al.
4,973,511 A	11/1990	Farmer et al.
5,019,197 A	5/1991	Henderson
5,091,258 A	2/1992	Moran
5,264,058 A	11/1993	Hoagland et al.
5,925,228 A	7/1999	Panitz et al.

(Continued)

FOREIGN PATENT DOCUMENTS

EP	1 046 068 B1	5/2003
EP	2 130 844 A1	12/2009

(Continued)

OTHER PUBLICATIONS

USPTO Office Action dated Oct. 30, 2015 in co-pending U.S. Appl.
No. 14/028,450.

(Continued)

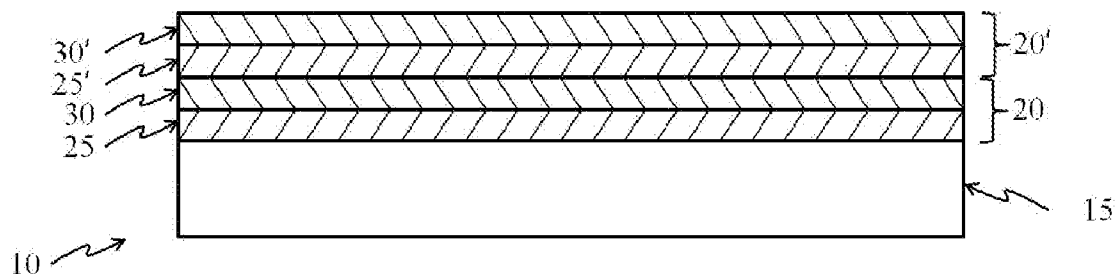
Primary Examiner — Euncha Cherry

(74) *Attorney, Agent, or Firm* — John P. Foryt

(57) **ABSTRACT**

An electromagnetic energy-absorbing optical product useful particularly for automotive and architectural window films is disclosed. The electromagnetic energy-absorbing optical product includes a polymeric substrate and a composite coating with the composite coating including first and second layers each containing a binding group component which together form a complimentary binding group pair.

20 Claims, 4 Drawing Sheets



(56)

References Cited

U.S. PATENT DOCUMENTS

6,221,112	B1	4/2001	Snider	
6,627,175	B2	9/2003	Schoebrechts	
7,311,943	B2	12/2007	Jacobson et al.	
8,234,998	B2	8/2012	Krogman et al.	
8,277,899	B2	10/2012	Krogman et al.	
8,689,726	B2	4/2014	Krogman et al.	
2001/0046564	A1	11/2001	Kotov	
2001/0048975	A1	12/2001	Winterton et al.	
2003/0167878	A1	9/2003	Al-Salim et al.	
2005/0019550	A1	1/2005	McGurran et al.	
2005/0025976	A1	2/2005	Faris	
2006/0029634	A1	2/2006	Berg et al.	
2006/0234032	A1	10/2006	Morrison et al.	
2007/0032869	A1	2/2007	Gilliard et al.	
2007/0054194	A1	3/2007	Zhang et al.	
2007/0104922	A1	5/2007	Zhai et al.	
2008/0060302	A1	3/2008	Bletsos et al.	
2008/0299036	A1	12/2008	Vitner et al.	
2009/0015908	A1	1/2009	Ando et al.	
2009/0153953	A1	6/2009	Banerjee et al.	
2009/0155545	A1	6/2009	Purdy et al.	
2009/0161220	A1	6/2009	Banerjee et al.	
2009/0209665	A1	8/2009	Fu et al.	
2010/0003499	A1	1/2010	Krogman et al.	
2010/0092377	A1	4/2010	Scott et al.	
2010/0098902	A1	4/2010	Kotov et al.	
2010/0208349	A1	8/2010	Beer et al.	
2010/0209593	A1	8/2010	Banerjee et al.	
2010/0304150	A1	12/2010	Zheng et al.	
2010/0315693	A1*	12/2010	Lam	G02B 5/23 359/241
2011/0014366	A1	1/2011	Nogueira et al.	
2011/0089018	A1	4/2011	Chang et al.	
2011/0135888	A1	6/2011	Xu et al.	
2011/0274767	A1	11/2011	Kato et al.	
2012/0028005	A1	2/2012	Zheng et al.	
2012/0082831	A1	4/2012	Wang et al.	
2012/0194819	A1	8/2012	Varma	
2013/0108832	A1	5/2013	Domercq et al.	
2013/0183516	A1	7/2013	Krogman et al.	
2013/0273242	A1	10/2013	Krogman et al.	
2014/0079884	A1	3/2014	Krogman et al.	
2014/0079922	A1	3/2014	Wang et al.	
2014/0218792	A1	8/2014	Krogman et al.	
2014/0220351	A1	8/2014	Krogman et al.	
2014/0242321	A1	8/2014	Schmid et al.	
2014/0242393	A1	8/2014	Olmeijer et al.	
2015/0285956	A1	10/2015	Schmidt et al.	

FOREIGN PATENT DOCUMENTS

EP	2226364	A1	9/2010
EP	2 343 579	A1	7/2011
GB	2 198 739	A	6/1988
JP	H 04 197427	A	7/1992
JP	11 292537	A	10/1999
JP	2008 041377	A	2/2008
JP	2010 132514	A	6/2010
KR	10-2004-0086912	A	10/2004
KR	10-2005-0059582	A	6/2005
KR	10-2011-0082625	A	7/2011
WO	WO 2005/072947	A1	8/2005
WO	WO 2012/075309	A1	6/2012
WO	WO 2014/099367	A1	6/2014
WO	WO 2014/150903	A1	9/2014
WO	WO 2014/172139	A2	10/2014
WO	WO 2014/172332	A1	10/2014
WO	WO 2014/193550	A1	12/2014
WO	WO 2015/095317	A1	6/2015

OTHER PUBLICATIONS

Wu et al.; "Deformable Antireflection Coatings from Polymer and Nanoparticle Multilayers"; *Advanced Materials*, 2006, 18, pp. 2699-2702.

USPTO Office Action dated Nov. 5, 2015 in co-pending U.S. Appl. No. 13/967,770.

ASTM G173-03; Standard Tables for Reference Solar Spectral Irradiances: Direct Normal and Hemispherical on 37° Tilted Surface.

ASTM D1003-07; Standard Test Method for Haze and Luminous Transmittance of Transparent Plastics.

ASTM D1787-89; Standard Test Method for Pentosans in Cellulose. ASTM D3359-09²; Standard Test Methods for Measuring Adhesion by Tape Test.

ASTM D4329-13; Standard Practice for Fluorescent Ultraviolet (UV) Lamp Apparatus Exposure of Plastics.

ASTM D4587-11; Standard Practice for Fluorescent UV-Condensation Exposures of Paint and Related Coatings.

Hennink et al.; "Novel crosslinking methods to design hydrogels"; *Advanced Drug Delivery Reviews*; vol. 54 (2002); pp. 13-36.

Krogman, et al.; "Automated Process for Improved Uniformity and Versatility of Layer-by-Layer Deposition"; *Langmuir* 2007, 23, pp. 3137-3141.

Lee et al.; "Formation of Nanoparticle-Loaded Microcapsules Based on Hydrogen-Bonded Multilayers"; *Chem. Mater.*; 2005, vol. 17; pp. 1099-1105.

Nolte, Adam John; "Fundamental Studies of Polyelectrolyte Multilayer Films: Optical, Mechanical, and Lithographic Property Control"; Thesis.(PhD); Massachusetts Institute of Technology; Dept. of Materials Science and Engineering; Feb. 2007 (Abstract, pp. 32-29, Figure 2.3).

Rouse, et al.; "Sol-Gel Processing of Ordered Multilayers to Produce Composite Films of Controlled Thickness"; *Chem. Mater.*; 2000; 12; pp. 2502-2507.

Kim, et al.; "Synthesis and Structures of New Layered Ternary Manganese Tellurides: AMnTe₂ (A = K, Rb, Cs) Na₃Mn₄Te₆, and NaMn_{1.56}Te₂"; *Inorg. Chem.*; 1999; 38; pp. 235-242.

Kim, et al.; "Hydrothermal synthesis of titanium dioxides using basic peptizing agents and their photocatalytic activity"; *Chemical Engineering Science*; 62 (2007); pp. 5154-5159.

PCT International Search Report for International Application No. PCT/US2011/064397 with date of mailing Jun. 6, 2012.

PCT International Search Report for International Application No. PCT/US2012/025138 with date of mailing Oct. 30, 2012.

PCT International Search Report for International Application No. PCT/US2012/059147 with date of mailing Mar. 28, 2013.

PCT International Search Report for International Application No. PCT/US2012/062892 with date of mailing Mar. 29, 2013.

PCT International Search Report for International Application No. PCT/US2012/059142 with date of mailing Apr. 29, 2013.

PCT International Search Report for International Application No. PCT/US2013/059337 with date of mailing Dec. 6, 2013.

USPTO Office Action dated May 21, 2014 in co-pending U.S. Appl. No. 14/024,649.

USPTO Office Action dated Jul. 23, 2014 in co-pending U.S. Appl. No. 13/633,809.

USPTO Office Action dated Sep. 25, 2014 in co-pending U.S. Appl. No. 14/024,649.

USPTO Office Action dated Feb. 11, 2015 in co-pending U.S. Appl. No. 13/633,809.

USPTO Office Action dated Jun. 5, 2015 in co-pending U.S. Appl. No. 13/861,368.

USPTO Office Action dated Jul. 8, 2015 in co-pending U.S. Appl. No. 14/246,084.

Camararata, et al.; "Carbodiimide Induced Cross-Linking, Ligand Addition, and Degradation in Gelatin"; *Molecular Pharmaceutics*; 2015; 12; pp. 783-793.

USPTO Office Action dated Sep. 8, 2015 in co-pending U.S. Appl. No. 13/633,809.

USPTO Office Action dated Sep. 11, 2015 in co-pending U.S. Appl. No. 14/024,649.

USPTO Office Action dated Dec. 4, 2015 in co-pending U.S. Appl. No. 13/861,368.

USPTO Office Action dated Dec. 17, 2015 in co-pending U.S. Appl. No. 14/246,096.

* cited by examiner

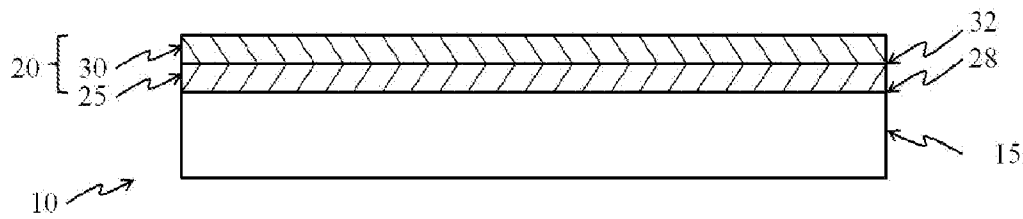


FIG 1

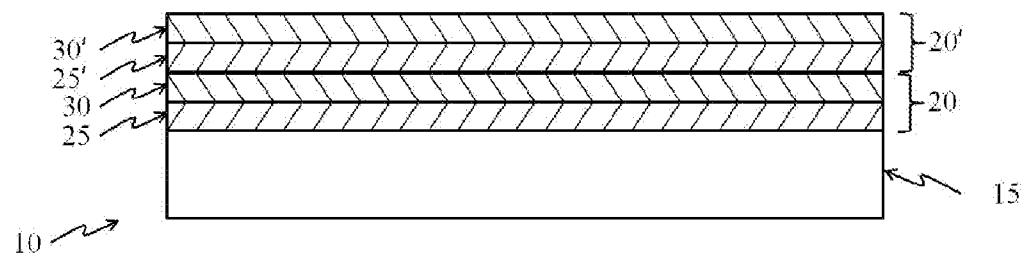


FIG 2

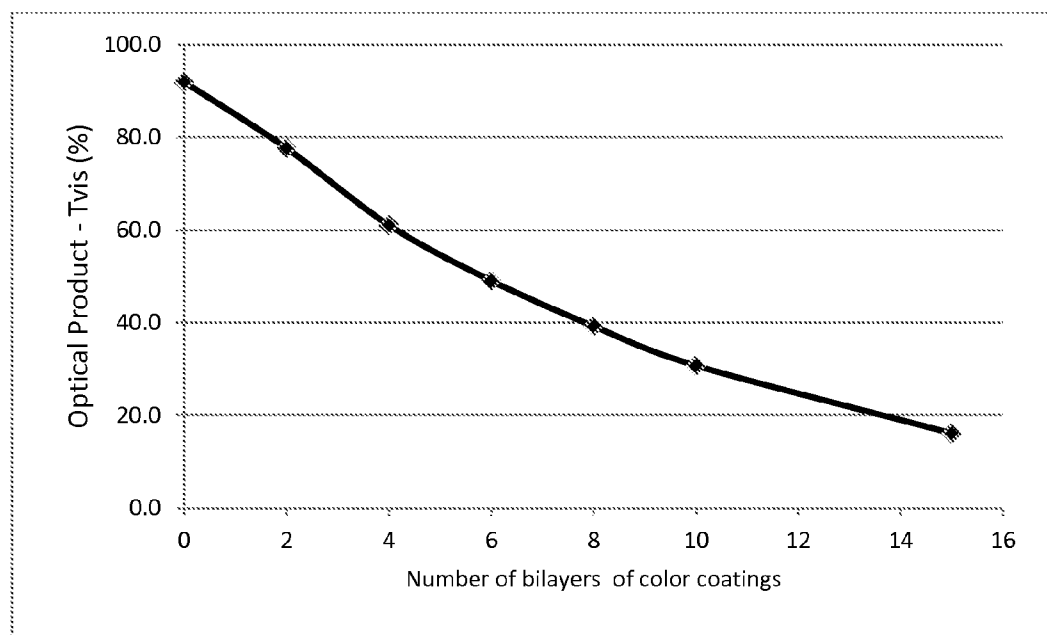


FIG 3

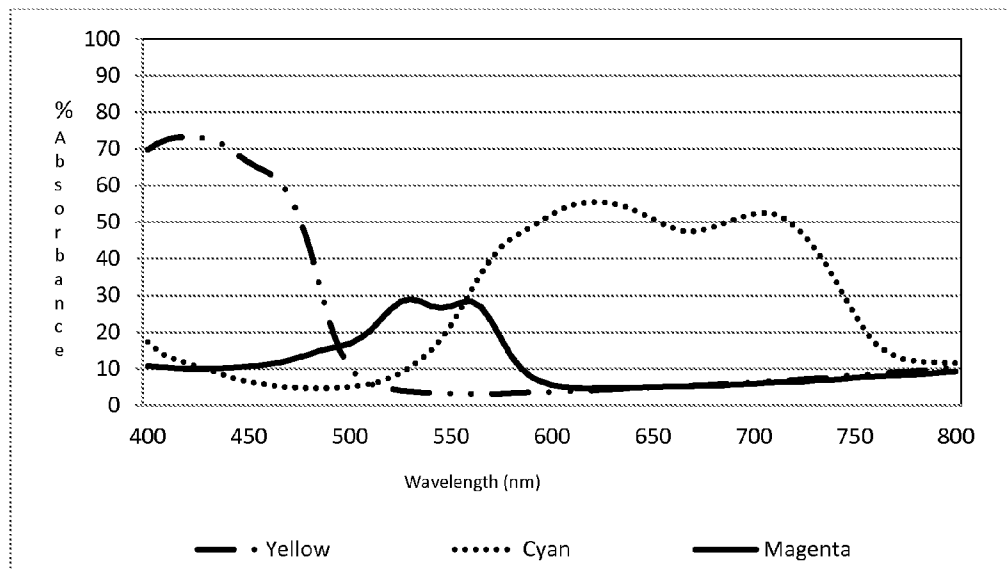


FIG 4

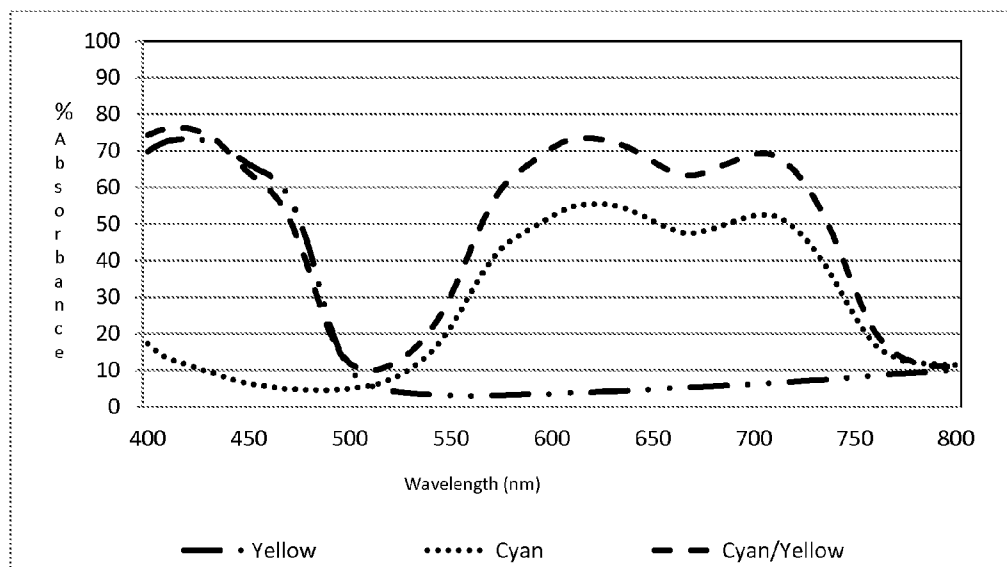


FIG 5

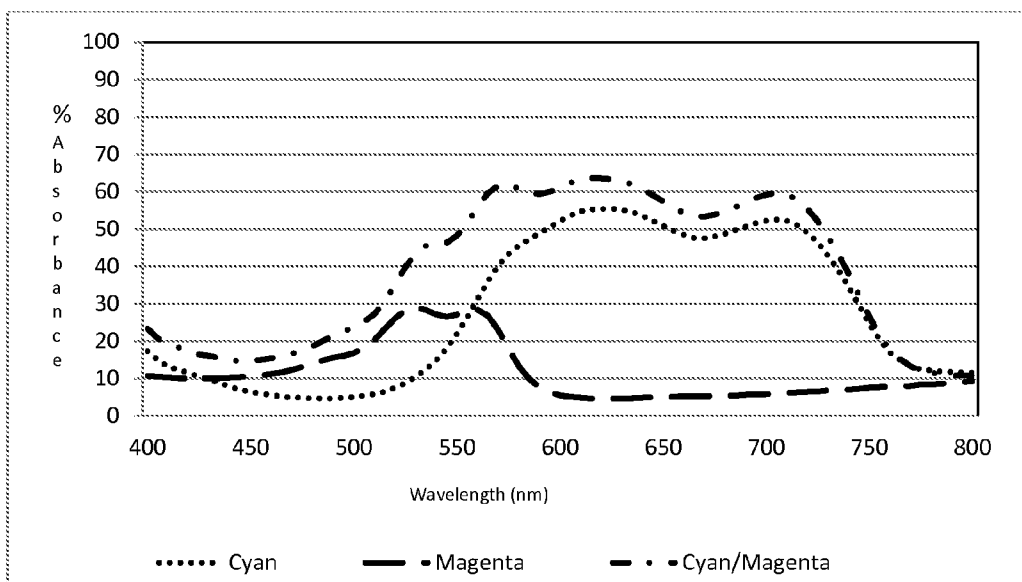


FIG 6

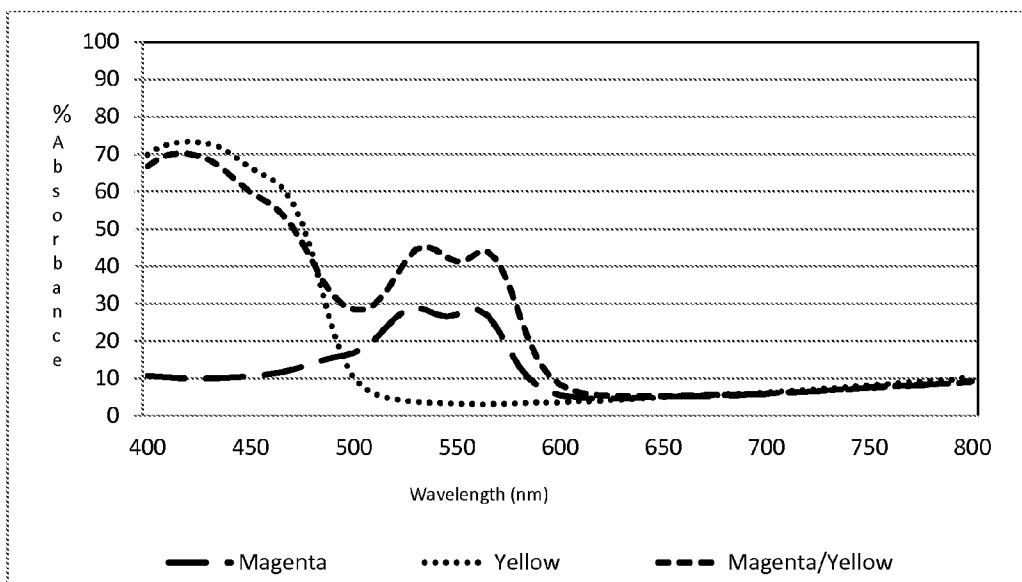


FIG 7

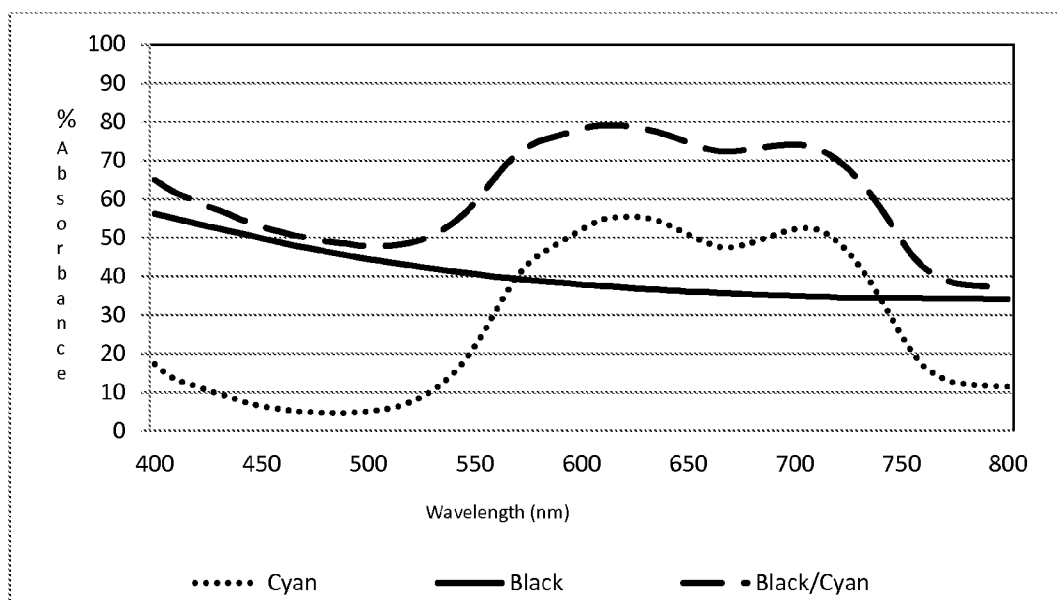


FIG 8

1

ELECTROMAGNETIC ENERGY-ABSORBING OPTICAL PRODUCT AND METHOD FOR MAKING

FIELD OF THE INVENTION

The present invention broadly relates to optical products for use primarily in automotive and architectural window film applications and methods for their manufacture. More particularly, the present invention relates to an electromagnetic energy-absorbing window film with a composite coating including a first layer that includes a polyionic binder and a second layer that includes an electromagnetic energy-absorbing insoluble particle, wherein said first layer and second layer each include a binding group component which together form a complimentary binding group pair.

BACKGROUND OF THE INVENTION

Color has typically been imparted to optical products such as automotive and architectural window films by use of organic dyes. More particularly, the current commercial practice for producing dyed film from polyester involves swelling of the molecular structure of the substrate in baths of hot organic solvent such as ethylene glycol during the dyeing process, as swelled polyester (particularly PET) films are capable of absorbing organic dyes. These films and their manufacturing process suffer many drawbacks. Firstly, the substrates require exposure to organic solvents and elevated temperatures, which present both mechanical and chemical challenges such as environmental hazards and costs associated with storing the raw solvents and disposing of the resulting waste. Further, swelled substrates require special handling to avoid downstream stretching thereby decreasing the production yield. Next, the polyester elevated process temperatures and residual solvents in the substrate film after drying constrain downstream use and processing of substrates which in turn limits the potential end-use applications for such dyed films. On the process side, the existing methodology uses large volume dye baths which makes rapid color change within commercial manufacturing difficult. Finally, only a limited number of organic dyes are soluble and stable in the hot solvent swelling media and many of those are often subject to degradation by high energy radiation (sub 400 nm wavelength) to which the substrate is subjected when used in window film applications, thereby shortening the useful lifetime of the product.

To address these drawbacks, some film manufacturers have transitioned to using a pigmented layer on the surface of a base polymeric film for tinting a polymeric film. For example, U.S. Published Application number 2005/0019550A1 describes color-stable, pigmented optical bodies comprising a single or multiple layer core having at least one layer of an oriented thermoplastic polymer material wherein the oriented thermoplastic polymer material has dispersed within it a particulate pigment. As noted in this published application, these products can suffer myriad processing and performance drawbacks. For example, layers of this type are typically applied as thin films and can employ a relatively high pigment concentration to achieve a desired tint level, particularly in automotive window films with a relatively high desired level of darkening such as those with an electromagnetic energy transmittance in the visible region (or T_{vis}) of less than 50%. These high pigment concentrations are difficult to uniformly disperse within the thin layer. More generally, pigmented layers can suffer from greater haze and reduced clarity even in applications (for example

2

architectural window films) with a relatively moderate, low and even minimal levels of desired darkening.

A continuing need therefore exists in the art for an optical product that meets all the haze, clarity, UV-stability and product longevity demands of current commercial window films, while also being manufacturable by an environmentally friendly, aqueous-based coloring process performed preferably at ambient temperatures and pressures.

SUMMARY OF THE INVENTION

The present invention addresses this continuing need and achieves other good and useful benefits by providing an optical product including a composite coating. The composite coating of the optical product includes a first layer comprising a polyionic binder and a second layer that includes an electromagnetic energy-absorbing insoluble particle. The first layer and the second layer each include a binding group component which together form a complimentary binding group pair.

Further aspects of the invention are as disclosed and claimed herein.

BRIEF DESCRIPTION OF THE DRAWINGS

The invention will be described in further detail below and with reference to the accompanying drawings, wherein like reference numerals throughout the figures denote like elements and in wherein

FIG. 1 is a schematic cross-section of an embodiment of the electromagnetic energy-absorbing optical product of the present invention;

FIG. 2 is a schematic cross-section of an embodiment of the electromagnetic energy-absorbing optical product of the present invention that includes a plurality of composite coatings;

FIG. 3 is a graph depicting electromagnetic transmittance data generated from analysis of the electromagnetic energy-absorbing optical products produced in Example 2;

FIG. 4 is a graph depicting electromagnetic absorption data generated from analysis of the electromagnetic energy-absorbing optical products produced in Example 4;

FIG. 5 is a graph depicting electromagnetic absorption data generated from analysis of the electromagnetic energy-absorbing optical products produced in Examples 4 and 5;

FIG. 6 is a graph depicting electromagnetic absorption data generated from analysis of the electromagnetic energy-absorbing optical products produced in Examples 4 and 6;

FIG. 7 is a graph depicting electromagnetic absorption data generated from analysis of the electromagnetic energy-absorbing optical products produced in Examples 4 and 7, and

FIG. 8 is a graph depicting electromagnetic absorption data generated from analysis of electromagnetic energy-absorbing optical products produced in Examples 2, 4 and 8.

DETAILED DESCRIPTION

As shown in FIGS. 1 and 2, the present invention is generally directed to an electromagnetic energy-absorbing optical product 10 comprising a polymeric substrate 15 and a composite coating 20. The composite coating includes a first layer 25 and a second layer 30. Preferably first layer 25 is immediately adjacent to said polymeric substrate 20 at its first face 28 and second layer 30 is immediately adjacent to first layer 25 at its opposite face 32. This first layer 25 includes a polyionic binder while the second layer 30

3

includes an electromagnetic energy-absorbing insoluble particle. Each layer **25** and **30** includes a binding group component with the binding group component of the first layer and the binding group component of the second layer constituting a complimentary binding group pair. As used herein, the phrase “complimentary binding group pair” means that binding interactions, such as electrostatic binding, hydrogen bonding, Van der Waals interactions, hydrophobic interactions, and/or chemically induced covalent bonds are present between the binding group component of the first layer and the binding group component of the second layer of the composite coating. A “binding group component” is a chemical functionality that, in concert with a complimentary binding group component, establishes one or more of the binding interactions described above. The components are complimentary in the sense that binding interactions are created through their respective charges.

The first layer **25** of the composite coating includes a polyionic binder, which is defined as a macromolecule containing a plurality of either positive or negative charged moieties along the polymer backbone. Polyionic binders with positive charges are known as polycationic binders while those with negative charges are termed polyanionic binders. Also, it will be understood by one of ordinary skill that some polyionic binders can function as either a polycationic binder or a polyanionic binder depending on factors such as pH and are known as amphoteric. The charged moieties of the polyionic binder constitute the “binding group component” of the first layer.

Suitable polycationic binder examples include poly(allylamine hydrochloride), linear or branched poly(ethyleneimine), poly(diallyldimethylammonium chloride), macromolecules termed polyquaterniums or polyquats and various copolymers thereof. Blends of polycationic binders are also contemplated by the present invention. Suitable polyanionic anionic binder examples include carboxylic acid containing compounds such as poly(acrylic acid) and poly(methacrylic acid), as well as sulfonate containing compounds such as poly(styrene sulfonate) and various copolymers thereof. Blends of polyanionic binders are also contemplated by the present invention. Polyionic binders of both polycationic and polyanionic types are generally well known to those of ordinary skill in the art and are described for example in U.S. Published Patent Application number US20140079884 to Krogman et al. Examples of suitable polyanionic binders include polyacrylic acid (PAA), poly(styrene sulfonate) (PSS), poly(vinyl alcohol) or poly(vinylacetate) (PVA, PVAc), poly(vinyl sulfonic acid), carboxymethyl cellulose (CMC), polysilicic acid, poly(3,4-ethylenedioxythiophene) (PEDOT) and combinations thereof with other polymers (e.g. PEDOT:PSS), polysaccharides and copolymers of the above mentioned. Other examples of suitable polyanionic binders include trimethoxysilane functionalized PAA or PAH or biological molecules such as DNA, RNA or proteins. Examples of suitable polycationic binders include poly(diallyldimethylammonium chloride) (PDAC), Chitosan, poly(allyl amine hydrochloride) (PAH), polysaccharides, proteins, linear poly(ethyleneimine) (LPEI), branched poly(ethyleneimine) BPEI and copolymers of the above-mentioned, and the like. Examples of polyionic binders that can function as either polyanionic binders or polycationic binders include amphoteric polymers such as proteins and copolymers of the above mentioned polycationic and polyanionic binders.

The concentration of the polyionic binder in the first layer may be selected based in part on the molecular weight of its charged repeat unit but will typically be between 0.1

4

mM-100 mM, more preferably between 0.5 mM and 50 mM and most preferably between 1 and 20 mM based on the molecular weight of the charged repeat unit comprising the first layer. Preferably the polyionic binder is a polycation binder and more preferably the polycation binder is polyallylamine hydrochloride. Most preferably the polyionic binder is soluble in water and the composition used to form the first layer is an aqueous solution of polyionic binder. In an embodiment wherein the polyionic binder is a polycation and the first layer is formed from an aqueous solution, the pH of the aqueous solution is selected so that from 5 to 95%, preferably 25 to 75% and more preferably approximately half of the ionizable groups are protonated. Other optional ingredients in the first layer include biocides or shelf-life stabilizers.

The second layer **30** of the composite coating **20** includes an electromagnetic energy-absorbing insoluble particle. The phrase “electromagnetic energy-absorbing” means that the particle is purposefully selected as a component for the optical product for its preferential absorption at particular spectral wavelength(s) or wavelength ranges(s). The term “insoluble” is meant to reflect the fact that the particle does not substantially dissolve in the composition used to form the second layer **30** and exists as a particle in the optical product structure. The electromagnetic energy-absorbing insoluble particle is preferably a visible electromagnetic energy absorber, such as a pigment; however, insoluble particles such as UV absorbers or IR absorbers, or absorbers in various parts of the electromagnetic spectrum, that do not necessarily exhibit color are also within the scope of the present invention. The electromagnetic energy-absorbing particle is preferably present in the second layer in an amount of from 30% to 60% by weight based on the total weight of the second layer. In order to achieve the desired final electromagnetic energy absorption level, the second layer should be formed from a composition that includes the insoluble electromagnetic energy-absorbing particle in the amount of 0.25 to 2 weight percent based on the total weight of the composition.

Pigments suitable for use as the electromagnetic energy-absorbing insoluble particle in a preferred embodiment of the second layer are preferably particulate pigments with an average particle diameter of between 5 and 300 nanometers, more preferably between 10 and 50 nanometers, often referred to in the art as nanoparticle pigments. Even more preferably, the surface of the pigment includes the binding group component of the second layer. Suitable pigments are available commercially as colloidally stable water dispersions from manufacturers such as Cabot, Clariant, DuPont, Dainippon and DeGussa. Particularly suitable pigments include those available from Cabot Corporation under the Cab-O-Jet® name, for example 250C (cyan), 265M (magenta), 270Y (yellow) or 352K (black). In order to be stable in water as a colloidal dispersion, the pigment particle surface is typically treated to impart ionizable character thereto and thereby provide the pigment with the desired binding group component on its surface. It will be understood by ordinary skill that commercially available pigments are sold in various forms such as suspensions, dispersions and the like, and care should be taken to evaluate the commercial form of the pigment and modify it as/if necessary to ensure its compatibility and performance with the optical product components, particularly in the embodiment wherein the pigment surface also functions as the binding group component of the second layer.

Multiple pigments may be utilized in the second layer to achieve a specific hue or shade or color in the final product;

5

however, it will again be understood by ordinary skill that, should multiple pigments be used, they should be carefully selected to ensure their compatibility and performance both with each other and with the optical product components. This is particularly relevant in the embodiment wherein the pigment surface also functions as the binding group component of the second layer, as for example particulate pigments can exhibit different surface charge densities due to different chemical modifications that can impact compatibility.

Preferably the second layer of the composite coating further includes a screening agent. A "screening agent" is defined as an additive that promotes even and reproducible deposition of the second layer via improved dispersion of the electromagnetic energy-absorbing insoluble particle within the second layer by increasing ionic strength and reducing interparticle electrostatic repulsion. Screening agents are generally well known to those of ordinary skill in the art and are described for example in U.S. Published Patent Application number US20140079884 to Krogman et al. Examples of suitable screening agents include any low molecular weight salts such as halide salts, sulfate salts, nitrate salts, phosphate salts, fluorophosphate salts, and the like. Examples of halide salts include chloride salts such as LiCl, NaCl, KCl, CaCl₂, MgCl₂, NH₄Cl and the like, bromide salts such as LiBr, NaBr, KBr, CaBr₂, MgBr₂, and the like, iodide salts such as LiI, NaI, KI, CaI₂, MgI₂, and the like, and fluoride salts such as NaF, KF, and the like. Examples of sulfate salts include Li₂SO₄, Na₂SO₄, K₂SO₄, (NH₄)₂SO₄, MgSO₄, CoSO₄, CuSO₄, ZnSO₄, SrSO₄, Al₂(SO₄)₃, and Fe₂(SO₄)₃. Organic salts such as (CH₃)₃CCl, (C₂H₅)₃CCl, and the like are also suitable screening agents. Sodium chloride is typically a preferred screening agent based on ingredient cost. The presence and concentration level of a screening agent may allow for higher loadings of the electromagnetic energy-absorbing insoluble particle such as those that may be desired in optical products with a T_{vis} of no more than 50% and also may allow for customizable and carefully controllable loadings of the electromagnetic energy-absorbing insoluble particle to achieve customizable and carefully controllable optical product T_{vis} levels.

Suitable screening agent concentrations can vary with salt identity and are also described for example in U.S. Published Patent Application number US20140079884 to Krogman et al. In some embodiments, the screening agent concentration can range between 1 mM and 1000 mM or between 10 mM and 100 mM or between 30 mM and 80 mM. In some embodiments the screening agent concentration is greater than 1 mM, 10 mM, 100 mM or 500 mM.

The second layer of the composite coating may also contain other ingredients such as biocides or shelf-life stabilizers.

In some embodiments, the electromagnetic energy-absorbing optical product of the present invention may include a plurality of composite coatings. For example, as depicted in FIG. 2, the optical product 10 includes first and second composite coatings 20 and 20', each with a first layer and second layer, i.e. first composite coating 20 including first layer 25 and second layer 30 and second composite coating 20' including first layer 25' and second layer 30'. This depiction is not intended to be limiting in any way on the possible number of composite coatings and one of ordinary skill will appreciate that this depiction is simply exemplary and illustrative of an embodiment with multiple or a plu-

6

ality of composite coatings. The examples below further illustrate embodiments with a plurality of composite coatings.

For embodiments with a plurality of composite coatings, it will be appreciated that the electromagnetic energy-absorbing insoluble particle for the second layer in each composite coating may be independently selected and that the second layers will in combination provide an additive effect on the electromagnetic energy-absorbing character and effect of the electromagnetic energy-absorbing optical product. For the embodiment shown in FIG. 2, this means that the second layer 30 of the first composite coating 20 and the second layer 30' of the second composite coating 20' in combination provide an additive effect on the electromagnetic energy-absorbing character and effect of the electromagnetic energy-absorbing optical product. This additive effect can be customized and carefully controlled in part by the concentration of the electromagnetic energy-absorbing particle in each second layer as dispersed through the presence of the screening agent. For example, in an embodiment wherein the electromagnetic energy-absorbing particle is a pigment, the second layers will in combination provide an additive effect on the visually perceived color of said electromagnetic energy-absorbing optical film product. In this embodiment, the pigments for each second layer may be of same or similar composition and/or color such that the additive effect is to increase intensity or depth or darkness of the visually perceived color of the optical product or, stated another way, to reduce electromagnetic transmittance in the visible wavelength range (or T_{vis}). In another embodiment, carbon black is used as the pigment for at least one second layer and pigments such as those listed above are used as pigments for the other second layer(s) such that the additive effect is a visually perceived darkened color, also reducing electromagnetic transmittance in the visible wavelength range (or T_{vis}). As discussed above, the present invention may be useful in products wherein relatively high levels of darkening are desired. Accordingly, in a particularly preferred embodiment, the optical products of the present invention have a T_{vis} of no more than 50%. In yet another embodiment, the pigments for each second layer may be of complimentary composition and/or color such that the additive effect is a visually perceived color different from and formed by their combination of the individual pigments, for example an additive perceived "green" color achieved by utilizing a blue pigment for one second layer and a yellow pigment for another second layer.

The polymeric substrate 15 may in the broadest sense be any substrate known in the art as useable as an optical product component. A suitable polymeric substrate is typically a flexible polymeric film, more particularly a polyethylene terephthalate (PET) film of a thickness of between 12μ and 375μ. As prior art optical products employing dyes exhibit a variety of drawbacks, the polymeric substrate is most preferably an undyed transparent polyethylene terephthalate film. The polymeric substrate may further include additives known in the art to impart desirable characteristics. A particular example of such an additive is an ultraviolet (UV) absorbing material such as a benzotriazole, hydroxybenzophenones or triazines. A useful polymeric substrate with a UV absorbing additive incorporated therein is described in U.S. Pat. No. 6,221,112, originally assigned to a predecessor assignee of the present invention.

In one embodiment wherein the polymeric substrate is a flexible polymeric film such as PET, the optical product may be a window film. As well known in the art, conventional window films are designed and manufactured with levels of

electromagnetic energy transmittance or reflectivity that are selected based on a variety of factors such as for example product end use market application and the like. In one embodiment, the optical product of the present invention has visible light transmittance or T_{vis} of no more than 50%, preferably no more than 45% and more preferably no more than 40%. Such levels of visible light transmittance are often desired in window films with high levels of darkening for certain automotive end use applications such as sidelights. In another embodiment, the optical product of the present invention has visible light transmittance or T_{vis} of from 80 to 85%. Such levels of visible light transmittance are often desired in window films with relatively moderate to low levels of darkening (typically also with infrared absorption) for (to the extent permitted by governmental regulation) certain automotive end use applications such as wind-screens. In yet another embodiment, the optical product of the present invention has visible light transmittance or T_{vis} of no less than 85%, preferably no less than 88% and more preferably no less than 90%. Such levels of visible light transmittance are often desired in window films with low to minimal levels of darkening for certain architectural end use applications.

The window films may optionally include layers or coatings known to those of ordinary skill in the window film art. Coatings for example may include protective hardcoats, scratch-resist or "SR" coats, adhesive layers, protective release liners and the like. Layers may include for example metallic layers applied by sputtering or other known techniques. Such layers or coatings may be components of the polymeric substrate. Further, the polymeric substrate may be a laminated or multilayer structure.

In an embodiment wherein the polymeric substrate is a flexible polymeric film such as PET, the optical product is a composite interlayer for laminated glass and further includes at least one safety film or interlayer. The safety film may be formed from film-forming materials known in the art for this purpose, including for example plasticized polyvinyl butyral (PVB), polyurethanes, polyvinyl chloride, polyvinyl acetal, polyethylene, ethyl vinyl acetates and the like. Preferred safety film is a plasticized PVB film or interlayer commercially available from Eastman Chemical Company as SAF-LEX® PVB interlayer. Preferably, the composite interlayer includes two safety films or one film layer and one coating layer, such as a PVB coating that encapsulate the polymeric substrate. Composite interlayers of this general type are known in the art and are described for example in U.S. Pat. Nos. 4,973,511 and 5,091,258, the contents of which are incorporated herein by reference.

In another aspect, the present invention is directed to a method for forming an electromagnetic energy-absorbing optical product. The method of present invention includes (a) applying a first coating composition to a polymeric substrate to form a first layer and (b) applying a second coating composition atop said first layer to form a second layer, said first layer and said second layer together constituting a composite coating. The first coating composition includes a polyionic binder and the second coating composition includes at least one electromagnetic energy-absorbing insoluble particle and each of said first and second coating compositions include a binding group component which together form a complimentary binding group pair. The second coating composition preferably includes a screening agent as defined above.

In a preferred embodiment, at least one of the first and second coating compositions are an aqueous dispersion or solution and most preferably both of the first and second

coating compositions are an aqueous dispersion or solution. In this embodiment, both applying steps (a) and (b) are performed at ambient temperature and pressure.

The optical products of the present invention are preferably manufactured using known "layer-by-layer" (LbL) processes such as described in Langmuir, 2007, 23, 3137-3141 or in U.S. Pat. Nos. 8,234,998 and 8,689,726 and U.S. Published Application US 20140079884, co-invented by co-inventor Krogman of the present application, the disclosures of which are incorporated herein by reference.

The following examples, while provided to illustrate with specificity and detail the many aspects and advantages of the present invention, are not to be interpreted as in any way limiting its scope. Variations, modifications and adaptations which do depart of the spirit of the present invention will be readily appreciated by one of ordinary skill in the art.

Example 1

To produce a coating composition suitable for forming the second layer of the composite coating of the present invention, 66.67 g of Cab-O-Jet 352K, a dispersion of electromagnetic energy-absorbing insoluble particle, a colloidal stable carbon black pigment commercially available from Cabot Corp., was diluted in deionized water to 1 wt % carbon black. As the surface of the carbon black particles are chemically functionalized with carboxylate groups by the manufacturer (thereby providing the binding group component), the pH of the solution is adjusted to 9 with sodium hydroxide to ensure the carboxylate groups are fully deprotonated. 2.92 g of sodium chloride are then added to the solution (50 mM) to screen the electrostatic repulsion of the particles in suspension and prepare them for deposition, where 50 mM NaCl has been determined to electrostatically screen the surface charge of the carbon black particles without causing them to aggregate and precipitate from solution.

Example 2

To form the optical product of the present invention, a sheet of polyethylene terephthalate (PET) film (as substrate) with a thickness of 75 microns was pretreated as known in the art by passing through a conventional corona treatment. A first layer was then formed on the PET sheet by spray coating, at ambient pressure and temperature, a first coating composition of 20 mM solution, based on the molecular weight of the charged repeat unit, of polyallylamine hydrochloride with an adjusted pH of 10. Excess non-absorbed material was rinsed away with a deionized water spray. The composition prepared in Example 1 above for use in forming the second layer was then sprayed onto the surface of the first layer with excess material again rinsed away in a similar fashion with the first layer and electromagnetic energy-absorbing particle-containing second layer constituting the composite color coating of the present invention. Additional composite coatings were applied to the existing substrate using the same procedure with the visible electromagnetic transmittance (T_{vis}) of the electromagnetic energy-absorbing optical product measured using a BYK HazeGard Pro after application of 2, 4, 6, 8, 10 and 15 composite color coatings. The results of the T_{vis} measurements are graphically depicted in FIG. 3.

Example 3

To produce compositions suitable for forming the second layer of the composite coatings of the present invention, 100

9

g samples of a dispersion of colloiddally stable color pigment, for example Cabot Cab-O-Jet 250C cyan, 265M magenta, or 270Y yellow, were each diluted in deionized water to 1 wt % pigment to form five separate coating compositions. As the surface of the pigment particles are chemically functionalized with sulfonate groups by the manufacturer (thereby providing the binding group component), the pH of the solution is adjusted to 9 with sodium hydroxide to ensure the carboxylate groups are fully deprotonated. 2.92 g of sodium chloride are then added to the solution (50 mM) to screen the electrostatic repulsion of the particles in suspension and prepare them for deposition, where 50 mM NaCl has been determined to electrostatically screen the surface charge of the carbon black particles without causing them to aggregate and precipitate from solution.

Example 4

To form electromagnetic energy-absorbing optical products of the present invention, three sheets of polyethylene terephthalate (PET) film (as substrate) with a thickness of 75 microns were pretreated as known in the art by passing them through a conventional corona treatment. A first layer was then formed on each PET sheet by spray coating a 20 mM solution, based on the molecular weight of the charged repeat unit, of polyallylamine hydrochloride with an adjusted solution pH of 10. Excess first layer material was rinsed away with a deionized water spray. The coating compositions prepared in Example 3 above were then each sprayed onto the surface of a separate coated sheet with excess material again rinsed away in a similar fashion. The first layer and the second layer together constitute the composite coating of the present invention. In this example, three separate electromagnetic energy-absorbing optical product samples, each using one of the coating compositions created in Example 3, were created by repeating the above deposition process for each substrate 5 times, thereby depositing 5 composite coatings on each substrate. The electromagnetic absorbance for each sample at various wavelengths was then measured using a UV/vis spectrometer and is plotted against those wavelengths graphically in FIG. 4.

Example 5

To demonstrate the use of multiple electromagnetic energy-absorbing insoluble particles in a single second coating composition and accordingly a second layer, a green second coating composition was produced by forming a 50/50 mixture of the cyan- and yellow-pigment compositions prepared in Example 3. The procedure of Example 2 was then utilized to form an electromagnetic energy-absorbing optical product with the first layer of Example 2 and a second layer formed from the green composition described above. The deposition process was repeated for the substrate 5 times, thereby depositing 5 composite coatings on the substrate. The electromagnetic absorbance at various wavelengths for the sample was then measured using a UV-vis spectrometer and is plotted graphically against those wavelengths along with the plots for the Example 4 samples with cyan and yellow pigment in FIG. 5.

Example 6

To demonstrate the use of multiple electromagnetic energy-absorbing insoluble particles in a single second coating composition and accordingly a second layer, a blue composition was produced by forming a 50/50 mixture of

10

the cyan- and magenta-compositions prepared in Example 3. The procedure of Example 2 was then utilized to form an electromagnetic energy-absorbing optical product with the first layer of Example 2 and a second layer formed from the blue second coating composition described above. The deposition process was repeated for the substrate 5 times, thereby depositing 5 composite coatings on the substrate. The electromagnetic absorbance at various wavelengths for the sample was then measured using a UV-vis spectrometer and is plotted graphically along with the plots for the Example 4 samples with cyan and magenta pigments in FIG. 6.

Example 7

To further demonstrate the use of multiple electromagnetic energy-absorbing insoluble particles in a single second coating composition and accordingly a second layer, a red composition was produced by forming a 50/50 mixture of the yellow and magenta-compositions prepared in Example 3. The procedure of Example 2 was then utilized to form a colored optical product with the first layer of Example 2 and a second layer formed from the red composition described above. The deposition process was repeated for the substrate 5 times, thereby depositing 5 composite colorant coatings on the substrate. The electromagnetic absorbance for the sample at various wavelengths was then measured using UV/vis spectrometer and is plotted against those wavelengths along with the plots for the Example 4 samples with magenta and yellow pigments in FIG. 7.

Example 8

A film of reduced visible transmission and tunable color can be created by depositing the desired number of composite coatings with carbon black as the -absorbing insoluble particle (Example 2) followed by the desired number of composite coatings with cyan, magenta and yellow pigments or a combination thereof (Examples 4-7). Here the deposition process was repeated for the substrate 5 times where the second layer contains carbon black followed by 5 times where the second layer contains cyan pigment, thereby depositing a total of 10 composite coatings on the substrate. The electromagnetic absorbance for the sample at various wavelengths was then measured using UV/vis spectrometer and is plotted against those wavelengths along with the plots for a black pigment-containing sample with five composite coatings generated in the manner of Example 2 and a cyan pigment-containing sample with five composite coatings generated in the manner of Example 4 in FIG. 8.

A person skilled in the art will recognize that the measurements described herein are measurements based on publicly available standards and guidelines that can be obtained by a variety of different specific test methods. The test methods described represents only one available method to obtain each of the required measurements.

The foregoing description of various embodiments of the invention has been presented for purposes of illustration and description. It is not intended to be exhaustive or to limit the invention to the precise embodiments disclosed. Numerous modifications or variations are possible in electromagnetic energy of the above teachings. The embodiments discussed were chosen and described to provide the best illustration of the principles of the invention and its practical application to thereby enable one of ordinary skill in the art to utilize the invention in various embodiments and with various modifications as are suited to the particular use contemplated. All

11

such modifications and variations are within the scope of the invention as determined by the appended claims when interpreted in accordance with the breadth to which they are fairly, legally, and equitably entitled.

That which is claimed is:

1. A electromagnetic energy-absorbing optical product comprising:

- a) a polymeric substrate and
- b) a composite coating, said composite coating comprising a first layer comprising a polyionic binder and a second layer comprising a electromagnetic energy-absorbing insoluble particle, wherein each of said first layer and said second layer include a binding group component which together form a complimentary binding group pair.

2. The optical product of claim 1 wherein said composite coating has a total thickness of 5 nm to 300 nm.

3. The optical product of claim 1 wherein said first layer is immediately adjacent to said polymeric substrate at its first face and said second layer is immediately adjacent to said first layer at its opposite face.

4. The optical product of claim 1 wherein said electromagnetic energy-absorbing particle includes a particulate pigment, the surface of which includes said binding group component of said second layer.

5. The optical product of claim 1 wherein said optical product has a Tvis of no more than 50%.

6. The optical product of claim 1 wherein said optical product has a Tvis of no less than 80%.

7. The optical product of claim 1 further comprising a second composite coating, said second composite coating comprises a first layer comprising a polyionic binder and a second layer comprising a electromagnetic energy-absorbing particle, wherein said first layer of said second composite coating and said second layer of said second composite coating, comprise a complimentary binding group pair.

8. The optical product of claim 7 wherein said second layer of said first composite coating and said second layer of said second composite coating in combination provide an additive effect on the electromagnetic energy-absorbing character and effect of the electromagnetic energy-absorbing optical product.

9. The optical product of claim 1 wherein the polymeric substrate is a polyethylene terephthalate film and further comprises an ultraviolet absorbing material.

12

10. The optical product of claim 1 wherein said polymeric substrate is an undyed transparent polyethylene terephthalate film.

11. The optical product of claim 1 wherein said optical product is a window film.

12. The optical product of claim 7 wherein said electromagnetic energy-absorbing particle of said second layer of said first composite coating and wherein said electromagnetic energy-absorbing particle of said second layer of said second composite coating each comprise a pigment.

13. The optical product of claim 12 wherein said electromagnetic energy-absorbing particle of said second layer of said first composite coating and said electromagnetic energy-absorbing particle of said second layer of said second composite coating provide an additive effect on the visually perceived color of said optical product.

14. The optical product of claim 1 wherein at least one of said first layer and said second layer of said composite coating is formed from an aqueous solution.

15. A method for forming an electromagnetic energy-absorbing optical product, said method comprising:

- a) applying a first coating composition to a polymeric substrate to form a first layer, said composition comprising a polyionic binder; and
- b) applying a second coating composition atop said first layer to form a second layer, said second coating composition comprising at least one pigment; wherein each of said first layer and said second layer include a binding group component which together form a complimentary binding group pair.

16. The method of claim 15 wherein said electromagnetic energy-absorbing particle is a pigment and the surface of the pigment includes said binding group component of said second layer.

17. The method of claim 15 wherein at least one of said first coating composition and said second coating composition are an aqueous dispersion or solution.

18. The method of claim 17 wherein applying steps a) and b) are performed at ambient temperature and pressure.

19. The optical product of claim 1 wherein said optical product is a composite interlayer for laminated glass and further includes at least one safety film or interlayer.

20. The optical product of claim 19 wherein said optical product comprises two safety films or one film layer and one coating layer that encapsulate said polymeric substrate.

* * * * *