

19



Europäisches Patentamt
European Patent Office
Office européen des brevets



11 Publication number:

0 481 129 B1

12

EUROPEAN PATENT SPECIFICATION

45 Date of publication of patent specification: **18.05.94** 51 Int. Cl.⁵: **B41M 5/00**

21 Application number: **90202759.8**

22 Date of filing: **17.10.90**

54 **Thermal dye sublimation transfer receiving element.**

43 Date of publication of application:
22.04.92 Bulletin 92/17

45 Publication of the grant of the patent:
18.05.94 Bulletin 94/20

84 Designated Contracting States:
BE DE FR GB

56 References cited:
EP-A- 0 289 162
EP-A- 0 364 900

73 Proprietor: **AGFA-GEVAERT naamloze ven-
nootschap**
Septestraat 27
B-2640 Mortsel(BE)

72 Inventor: **Uytterhoeven, Herman Jozef**
Boslaan 6
B-2820 Bonheiden(BE)
Inventor: **Marien, August Marcel**
Asterlaan 10
B-2260 Westerlo(BE)
Inventor: **Wehrmann, Rolf**
Scheiblerstrasse 81
W-4150 Krefeld(DE)

EP 0 481 129 B1

Note: Within nine months from the publication of the mention of the grant of the European patent, any person may give notice to the European Patent Office of opposition to the European patent granted. Notice of opposition shall be filed in a written reasoned statement. It shall not be deemed to have been filed until the opposition fee has been paid (Art. 99(1) European patent convention).

Description

The present invention relates to dye-image receiving elements for use according to thermal dye sublimation transfer.

5 Thermal dye sublimation transfer (also called thermal dye diffusion transfer) is a recording method in which a dye-donor element provided with a dye layer containing sublimable dyes having heat transferability is brought into contact with a dye-image receiving element and selectively, in accordance with a pattern information signal, heated with a thermal printing head provided with a plurality of juxtaposed heat-generating resistors, whereby dye from the selectively-heated regions of the dye-donor element is transferred to the dye-image receiving element and forms a pattern thereon, the shape and density of which is in accordance with the pattern and intensity of heat applied to the dye-donor element.

A dye-image receiving element for use according to thermal dye sublimation transfer usually comprises a support, e.g. paper or a transparent film, coated with a dye-image receiving layer, into which the dye can diffuse more readily. An adhesive layer may be provided between the support and the receiving layer.

15 The dye-image receiving layer may comprise as binder, for example, a polycarbonate, a polyurethane, a polyester, a polyamide, a polyvinyl chloride, a polystyrene-co-acrylonitrile, a polycaprolactone or mixtures thereof.

A generally-used binder is (co)polyester obtained by (co)polycondensation between one or more dicarboxylic acids and one or more diols. Preferably at least one of the dicarboxylic acids and/or diols contains an aromatic moiety so that the glass transition point of the (co)polyester is at least 0 ° C, preferably at least 20 ° C.

Such polyester receiving layers are described in e.g. EP 289161, EP 275319, EP 261505, EP 368318, JP 86/3796 and JP 89/269589.

25 In JP 89/269589 there are described polyester image receiving layers with as examples of dicarboxylic acid condensation residues malonic acid, succinic acid, fumaric acid, maleic acid, glutaric acid and adipic acid.

Examples of diols that have been described for incorporation in a polyester receiving layer include ethylene glycol and neopentylglycol.

30 In these polyester image-receiving layers of the prior art, dyeability is not necessarily sufficiently good, and when an image with high density is desired, a correspondingly excessive heat content is required during printing. For this reason the energy load on the thermal head is inevitably increased, whereby the thermal head driving voltage becomes disadvantageously great.

Furthermore when the donor element and the receiving element are peeled apart after the heat transfer has been effected, the donor layer adheres to the receiving layer and thus is peeled to be transferred thereonto, whereby both the sheets will never be fit for use. Therefore in order to improve the anti-sticking properties of the image receiving layer a release agent is generally incorporated in the image-receiving layer of the prior art or in a topcoat on this image receiving layer.

It is an object of the present invention to provide a polyester dye-image receiving layer of excellent dyeability.

40 It is another object of the present invention to provide a polyester dye-image receiving layer with improved release properties without the necessity of incorporating a separate release agent in the image receiving layer or in a layer on top of the image receiving layer.

Other objects will become apparent from the description hereinafter.

45 In accordance with the present invention a dye-image receiving element for use according to thermal dye sublimation transfer is provided, said dye-image receiving element comprising a support having thereon a dye-image receiving layer containing a (co)polyester comprising condensation residues of one or more diols and one or more dicarboxylic acids characterized in that at least one of said diols and/or said dicarboxylic acids contains not more than 5 carbon atoms in the main chain and contains a long chain alkyl or alkylene group having at least 6 carbon atoms in a side chain.

50 Preferably the long chain side group contains at least 10 carbon atoms.

The long chain alkyl or alkylene group of the side-chain may be branched or non-branched. Also two or more long chain alkyl or alkylene side-groups may be contained in the present diol or dicarboxylic acid either on the same carbon atom of the main chain or on different carbon atoms.

55 The long chain alkyl or alkylene side-group may be linked to the main chain via linking groups such as aromatic moieties, alicyclic moieties, hetero atoms (e.g. -O-, -NH-, -O-CO-, -NH-CO-).

Examples of the present short chain diols containing a long chain alkyl or alkylene side-group include 1,2-octanediol, 1,2-decanediol, 1,2-dodecanediol, 1,2-hexadecanediol, 1,4-octadecanediol, N,N-di-(n-decyl)-amino-2,3-propanediol, glycerine mono stearate, glycerine mono oleate, glycerine mono ricinoleate, glyc-

erine mono laurate, glycerine mono caprylate, pentaerytritol distearate and pentadecylresorcind. Of these 1,2-dodecanediol, 1,2-hexadecanediol, glycerine mono stearate, glycerine mono oleate, pentaerytritol distearate and pentadecylresorcind are particularly preferred.

5 Examples of the present short chain dicarboxylic acids containing a long chain alkyl or alkylene side-group include tetradecylmalonic acid, hexadecylmalonic acid, octadecylmalonic acid, diheptylmalonic acid, octylsuccinic acid, decylsuccinic acid, dodecylsuccinic acid, tetradecylsuccinic acid, hexadecylsuccinic acid, octadecylsuccinic acid, octenylsuccinic acid, iso-octenylsuccinic acid, decenylsuccinic acid, dodecenylsuccinic acid, tetradecenylsuccinic acid, hexadecenylsuccinic acid, octadecenylsuccinic acid, docosylsuccinic acid, docosenylsuccinic acid, tetrapropenylsuccinic acid, triacontenylsuccinic acid, polyisobutenylsuccinic acid, 1-dodecylglutaric acid, 1-tetradecylglutaric acid, 1-hexadecylglutaric acid and 10 1-decyldipic acid. Of these hexadecylmalonic acid, octadecylmalonic acid, hexadecylsuccinic acid, octadecylsuccinic acid and docosenylsuccinic acid are particularly preferred.

The (co)polyester of the present invention may be obtained by condensing one or more dicarboxylic acids with one or more diols including aromatic and aliphatic dicarboxylic acids and diols and including one 15 or more of the present short chain diols or dicarboxylic acids containing a long chain alkyl or alkylene side group. The condensation can also be carried out by using derivatives of the dicarboxylic acids in the form of their corresponding esters and/or derivatives of the diols in the form of their corresponding epoxides or in the form of their corresponding acetates.

Preferably at least one of the condensation residues contains an aromatic moiety.

20 Examples of aromatic dicarboxylic acids include terephthalic acid, isophthalic acid, sulfoisophthalic acid, orthophthalic acid, t-butylisophthalic acid, 4,4'-oxybisbenzoic acid, 2,5-, 2,6- or 2,7-naphthalenedicarboxylic acid, 4,4-diphenyldicarboxylic acid, dipicolinic acid and 2,2-bis(p-carboxyphenyl)propane.

Examples of aromatic diols include bisphenol A, ethoxylized bisphenol A (e.g. Dianol 22 supplied by Akzo), propoxylized bisphenol A (e.g. Dianol 33 supplied by Akzo), p-xylyleneglycol, 5-sodium sulforesorcine. Dianol is a tradename of Akzo. 25

Examples of aliphatic dicarboxylic acids include malonic acid, succinic acid, glutaric acid, adipic acid, itaconic acid, maleic acid, 1,4-cyclohexanedicarboxylic acid.

Examples of aliphatic diols include ethylene glycol, diethyleneglycol, triethyleneglycol, neopentylglycol, 1,4-butanediol, 1,2-propanediol, 1,3-propanediol, 1,2-hexanediol, 1,6-hexanediol, 1,4-cyclohexanedimethanol, 30 1,4-cyclohexanediol, 2,2'-bis(4-hydroxy-cyclohexyl)propane.

Apart from the above mentioned diols and dicarboxylic acids there can be incorporated in the polyester small amounts of long chain diols and/or dicarboxylic acids and/or hydroxy-carboxylic acids to further enhance the dyeability.

Examples of said long chain diols include 1,8-octanediol, 1,9-nonanediol, 1,10-decanediol, 1,11-un- 35 decanediol, 1,12-dodecanediol, 1,13-tridecanediol, 1,14-tetradecanediol, 1,15-pentadecanediol, 1,16-hexadecanediol, 1,17-heptadecanediol, 1,12-octadecanediol, 1,18-octadecanediol, 1,2-epoxyoctadecanediol, 1,19-nonadecanediol, 1,20-eicosanediol, 1,21-heneicosanediol, 1,22-docosanediol, 1,25-pentacosanediol, 9-octadecene-1,12-diol and dimer fatty alcohols.

Examples of said long chain dicarboxylic acids include sebacic acid, azelaic acid, decane dicarboxylic 40 acid, undecane dicarboxylic acid, dodecane dicarboxylic acid, tridecane dicarboxylic acid, tetradecane dicarboxylic acid, heptadecane dicarboxylic acid, octadecane dicarboxylic acid, nonadecane dicarboxylic acid, eicosane dicarboxylic acid, docosane dicarboxylic acid, dimer fatty acids and derivatives such as PRIPOL 1008/1009 (CAS registry no. 68783-41-5) which is a mixture of aromatic, cyclicaliphatic and aliphatic C₃₆ dimer fatty acid isomers and PRIPLAST 3008 (CAS registry no. 68956-10-5) which is the 45 dimethyl ester of said dimer acid, PRIPOL 1004 which is a C₄₄ dimer fatty acid (all supplied by Unichema), EMPOL supplied by Quantum Chemicals which is a C₃₆ aliphatic dimer acid and UNIDYME 14 supplied by Union Camp. Priplast and Pripol are tradenames of Unichema. Empol is a tradename of Quantum Chemicals and Unidyme is a tradename of Union Camp.

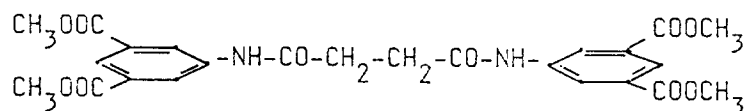
Examples of said hydroxy-carboxylic acids containing a long chain alkyl or alkylene group include 50 methyl-n-hexylglycolic acid, 2,3-dihydroxynonanoic acid, 11-hydroxyundecanoic acid, 2-hydroxy-4,6,6-trimethylheptanoic acid, 16-hydroxyhexadecanoic acid, 12-hydroxystearic acid, 12-hydroxy-9-octadecenic acid, ricinoleic acid, 12,13-epoxy-9-octadecenic acid, anacardic acid.

The polyester resins used according to the present invention can be prepared by the condensation polymerisation reactions known in the art. In the case of polyester containing one or more double bonds 55 inhibitors can be added to avoid crosslinking and/or side-reactions.

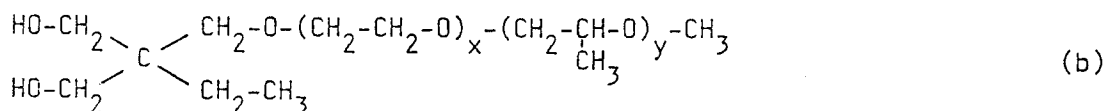
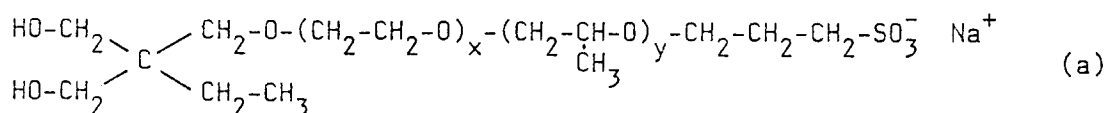
The present short chain diols or dicarboxylic acids containing a long chain alkyl or alkylene side-group are preferably incorporated in the polyester in an amount of between 1 and 60 mole % of the total diol respectively dicarboxylic acid content, preferably between 5 and 25 mole %, more preferably between 5

and 10 mole %.

The molecular weight of the polyester binder according to the present invention is preferably about 1000 to 10000. The molecular weight can be increased by adding during the polycondensation reaction small amounts (for example approximately 0.1 mole %) of a trifunctional or tetrafunctional product e.g. a compound corresponding to the following structure



Preferably a solubilizing group such as COO^- , SO_3^- , O^- or a polyethyleneoxide chain is incorporated in the (co)polyester either via one of the dicarboxylic acids (e.g. sulfoisophthalic acid, sulfoterephthalic acid, sulfo-orthophthalic acid) or via one of the diols (e.g. Tegomer DS 3117 corresponding to formula (a) below or Tegomer D 3403 corresponding to formula (b) below, both supplied by Goldschmidt ; Tegomer is a tradename of Goldschmidt. with the advantage that an aqueous application of the image receiving layer to the support is then easily conducted. Examples of such solubilizing groups are described in EP 368318 and JP 86/3796.



Preferred (co)polyester resins of the present invention are indicated below in table 1, but the invention is not limited thereto.

EP 0 481 129 B1

Table 1

	No.	TPA	IPA	SIPA	EG	LCA
5	1	50	40	10	60	1,20D = 40
	2	50	40	10	40	1,20D = 60
	3	50	40	10	77	DODD = 23
10	4	45	40	15	70	DODD = 30
	5	45	40	15	60	DODD = 40
	6	45	40	15	80	HDD = 20
	7	45	30	15	80	HDD = 20
15		MAL=10				
	8	45	40	15	90	GMS = 10
	9	45	40	15	90	GMO = 10
	10	45	30	15	80	HDMAL = 10
20					DIA22=20	
	11	45	15	15	80	OSUC = 25
					DIA22=20	
	12	45	20	15	80	TPSUC = 20
25					DIA22=20	
	13	45	30	15	80	ODSUC = 10
					DIA22=20	
	14	45	31.5	16	75	ODSUC = 2.5
30		HSA=10			DIA22=20	
	15	45	30	15	50	ODSUC = 10
					CHDM=50	
	16	45	30	15	50	ODSUC = 10
35					NPG=50	
	17	40	25	15	80	ODSUC = 10
		MAL=10			DIA22=20	
	18	45	30	15	80	IODSUC = 10
40					DIA22=20	
	19	45	30	15	80	DOCSUC = 10
					DIA22=20	
	20	50	30	10	79	DOCSUC = 10
45					DIA22=20	
					TEGODS=1	
	21	50	30	10	79	DOCSUC = 10
50					DIA22=20	
					TEGOD=1	

The designations TPA, IPA, SIPA, EG, DIA22, CHDM, NPG, TEGODS, TEGOD, MAL, HSA and LCA represent components from which the units of the polyester are derived and these designations are as defined below.

TPA terephthalic acid
 IPA isophthalic acid
 SIPA 5-sulfoisophthalic acid sodium salt

	EG	ethyleneglycol
	DIA22	Dianol 22 supplied by Akzo (a ethoxylized bisphenol A)
	CHDM	cyclohexane dimethanol
	NPG	neopentylglycol
5	TEGODS	Tegomer DS3117 supplied by Goldschmidt
	TEGOD	Tegomer D3403 supplied by Goldschmidt
	MAL	maleic acid dimethylester
	HSA	12-hydroxystearic acid
10	LCA	the present short chain diol or dicarboxylic acid with the long chain alkyl or alkylene side-group with as examples
	1,20D	1,2-octanediol
	DODD	1,2-dodecanediol
	HDD	1,2-hexadecanediol
	GMS	glycerine mono stearate
15	GMO	glycerine mono oleate
	HDMAL	hexadecylmalonic acid
	OSUC	octenylsuccinic acid
	TPSUC	tetrapropenylsuccinic acid
	ODSUC	octadecylsuccinic acid
20	IODSUC	iso-octadecylsuccinic acid
	DOCSUC	docosenylsuccinic acid

The numerical values in the table above indicate the amount of diol or dicarboxylic acid residue in the (co)polyester composition in mole % with respect to the total diol respectively dicarboxylic acid content.

The polyester resins of the present invention are preferably coated in an amount of from 0.5 gram to 25 100 grams per square meter of the support, preferably from 1 to 10 g/m².

Mixtures of the present (co)polyester resins can be used in the present invention, and mixtures of these resins with other known dye receiving resins can also be used.

For example, synthetic resins (a) to (e) shown below can be used singly or as a mixture of two or more kinds in combination with the present (co)polyester resin.

30 (a) Those having ester bonds: polyester resins, polyacrylic ester resins, polycarbonate resins, polyvinyl acetate resins, styrene-acrylate resins, vinyl toluene-acrylate resins, etc.

(b) Those having urethane bonds: polyurethane resins, etc.

(c) Those having amide bonds: polyamide resins

(d) Those having urea bonds: urea resins, etc.

35 (e) Others having highly polar bonds: polycaprolactone resins, polystyrene resins, polyvinyl chloride resins, polyacrylonitrile resins, cellulose derivatives, etc.

Examples of such resins are described in, e.g., EP 133011, EP 133012, EP 144247, EP 227094, EP 228066.

40 For example, the receiving layer can be constituted of a resin mixture of a (co)polyester according to the present invention and a conventional (co)polyester resin.

When the present (co)polyester resin is used in combination with another resin, the amount of the other resin, although it also depends on the present (co)polyester used, is preferably 0 to 100 parts by weight per 100 parts by weight of the present (co)polyester resin.

45 High boiling organic solvents or thermal solvents or plasticizers can be included in the image-receiving layer, as substances which can accept or dissolve the dyes or as diffusion promoters for the dyes. Useful examples of such high boiling organic solvents and thermal solvents include the compounds disclosed in, for example, JP 62/174754, JP 62/245253, JP 61/209444, JP 61/200538, JP 62/8145, JP 62/9348, JP 62/30247, JP 62/136646.

50 For the purpose of improving the whiteness of the receiving layer to enhance sharpness of the transferred image and also imparting writability to the receiving surface as well as preventing retransfer of the transferred image, a white pigment can be added to the receiving layer. As the white pigment, titanium oxide, zinc oxide, kaolin, clay, calcium carbonate, fine powdery silica, etc. can be employed, and these can be used as a mixture of two or more kinds as described above.

55 Also, for further enhancing the light resistance of the transferred image, one or two or more kinds of additives such as UV-ray absorbers, light stabilizers and antioxidants, can be added, if necessary. The amounts of these UV-ray absorbers and light stabilizers is preferably 0.05 to 10 parts by weight and 0.5 to 3 parts by weight, respectively, per 100 parts of the resin constituting the receiving layer.

The dye receiving element of the present invention can contain a release agent for improvement of the release property with respect to the donor element. As the release agent, solid waxes such as polyethylene wax, amide wax, and Teflon powder; fluorine based and phosphate ester based surfactants; and paraffin based, silicone based and fluorine based oils. Silicone oils, preferably reactive silicone oils and silicone containing copolymers such as a polysiloxane-polyether copolymer, are preferred.

Also, on at least a part of the surface of the image receiving layer, a release agent can be provided by applying a coating of a solution or a dispersion of the above release agent in an appropriate solvent and then carrying out drying and other steps. The thickness of the release layer is preferably 0.01 to 5 μm , particularly 0.05 to 2 μm .

Formation of the receiving layer may be practiced not only by a known coating or printing method, but also by first coating the receiving layer composition obtained by dissolving or dispersing the appropriate materials on a separate temporary carrier and then transferring it therefrom to the permanent support.

As the support for the receiver sheet it is possible to use a transparent film or sheet of various plastics such as polyethylene terephthalate, polyolefin, polyvinyl chloride, polystyrene, polycarbonate, polyether sulfone, polyimide, cellulose ester or polyvinyl alcohol-co-acetal. The support may also be a reflective one such as paper (top quality paper, art paper, cellulose fiber paper), baryta-coated paper, polyolefin-coated paper e.g. dual polyethylene-coated paper, synthetic paper (polyolefin type, polystyrene type) or white polyester i.e. white-pigmented polyester.

Also, a laminated product by any desired combination of the above can be used. Typical examples of the laminates include a laminate of cellulose fiber paper and synthetic paper and a laminate of cellulose fiber paper and a plastic film or sheet. As further examples of the laminates, a plastic film can be used with synthetic paper instead of cellulose fiber paper. Further, a laminate of cellulose fiber paper, plastic film and synthetic paper can also be used.

The support sheet serves to support the dye-receiving layer, and it is desirable that the support sheet has mechanical strength sufficient enough to handle the dye receiving sheet which is heated at the time of heat transfer recording. If the dye-receiving layer alone has the necessary mechanical strength, the support sheet may be omitted.

The dye-receiving layer of the present invention preferably has an overall thickness of from 0.5 to 50 μm , more preferably from 2.5 to 10 μm , when the dye-receiving layer is provided on a support sheet, or preferably from 3 to 120 μm when a support sheet is omitted.

The image-receiving layer may be a single layer, or two or more such layers may be provided on the support.

Also receiving layers may be formed on both surfaces of the support. In the case of a transparent support recto-verso printing on both receiving layers as described in non-prepublished EP-A-452 566 then leads to an increase in density of the transferred image.

The image-receiving element of the present invention may also have one or more intermediate layers between the support and the image-receiving layer. Depending on the material from which they are formed, the intermediate layers may function as cushioning layers, porous layers or dye diffusion preventing layers, or may fulfil two or more of these functions, and they may also serve the purpose of an adhesive, depending on the particular application.

The material constituting the intermediate layer may include, for example, urethane resin, acrylic resin, ethylenic resin, butadiene rubber, or epoxy resin. The thickness of the intermediate layer may preferably be about 2 to 20 μm .

Dye diffusion-preventing layers are layers which prevent the dye from diffusing into the support. The binders used to form these layers may be water soluble or organic solvent-soluble, but the use of water-soluble binders is preferred, and especially gelatin is most desirable.

Porous layers are layers which prevent the heat which is applied at the time of thermal transfer from diffusing from the image-receiving layer to the support to ensure that the heat which has been applied is used efficiently.

Fine powders consisting of silica, clay, talc, diatomaceous earth, calcium carbonate, calcium sulfate, barium sulfate, aluminum silicate, synthetic zeolites, zinc oxide, lithophone, titanium oxide or alumina for example, can be included in the image-receiving layers, cushioning layers, porous layers, diffusion preventing layers and adhesive layers, etc. constituting the thermal transfer image receiving element of the present invention.

Also, the image receiving element of the present invention can have antistatic treatment applied to the front or back surface thereof. Such antistatic treatment may be carried out by incorporating an antistatic agent in, for example, the image receiving layer which becomes the front surface or in an antistatic preventive layer applied to the image receiving surface. A similar treatment can also be effected to the back

surface. By such treatment, mutual sliding between the image receiving sheets can be smoothly performed, and there is also the effect of preventing the attachment of dust on the image receiving sheet.

Furthermore, the image receiving sheet can have a lubricating layer provided on the back surface of the sheet support. The material for the lubricating layer may include methacrylate resins such as methyl methacrylate, etc. or corresponding acrylate resins, vinyl resins such as vinyl chloride-vinyl acetate copolymer.

The receiving element can have detection marks provided on one surface, preferably the back surface so that the receiving element can be accurately set at a desired position during transfer, whereby the image can be formed always at a correct desired position.

A dye-donor element for use according to thermal dye sublimation transfer in combination with the present receiving element usually comprises a very thin support e.g. a polyester support, one side of which is covered with a dye layer, which contains the printing dyes. Usually an adhesive or subbing layer is provided between the support and the dye layer. Normally the opposite side is covered with a slipping layer that provides a lubricated surface against which the thermal printing head can pass without suffering abrasion. An adhesive layer may be provided between the support and the slipping layer.

The dye layer can be a monochrome dye layer or it may comprise sequential repeating areas of different colored dyes like e.g. of cyan, magenta, yellow and optionally black hue. When a dye-donor element containing three or more primary color dyes is used, a multicolor image can be obtained by sequentially performing the dye transfer process steps for each color.

The dye layer of such a thermal dye sublimation transfer donor element is formed preferably by adding the dyes, the polymeric binder medium, and other optional components to a suitable solvent or solvent mixture, dissolving or dispersing the ingredients to form a coating composition that is applied to a support, which may have been provided first with an adhesive or subbing layer, and dried.

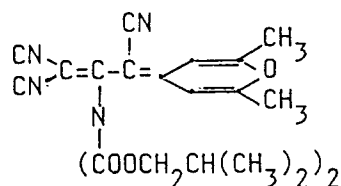
The dye layer thus formed has a thickness of about 0.2 to 5.0 μm , preferably 0.4 to 2.0 μm , and the ratio of dye to binder is between 9:1 and 1:3 by weight, preferably between 2:1 and 1:2 by weight.

As polymeric binder the following can be used: cellulose derivatives, such as ethyl cellulose, hydroxyethyl cellulose, ethylhydroxy cellulose, ethylhydroxyethyl cellulose, hydroxypropyl cellulose, methyl cellulose, nitrocellulose, cellulose acetate formate, cellulose acetate hydrogen phthalate, cellulose acetate, cellulose acetate propionate, cellulose acetate butyrate, cellulose acetate pentanoate, cellulose acetate benzoate, cellulose triacetate; vinyl-type resins and derivatives, such as polyvinyl alcohol, polyvinyl acetate, polyvinyl butyral, copolyvinyl butyral-vinyl acetal-vinyl alcohol, polyvinyl pyrrolidone, polyvinyl acetoacetal, polyacrylamide; polymers and copolymers derived from acrylates and acrylate derivatives, such as polyacrylic acid, polymethyl methacrylate and styrene-acrylate copolymers; polyester resins; polycarbonates; copolystyrene-acrylonitrile; polysulfones; polyphenylene oxide; organosilicones, such as polysiloxanes; epoxy resins and natural resins, such as gum arabic. Preferably cellulose acetate butyrate or copolystyrene-acrylonitrile is used as binder for the dye layer.

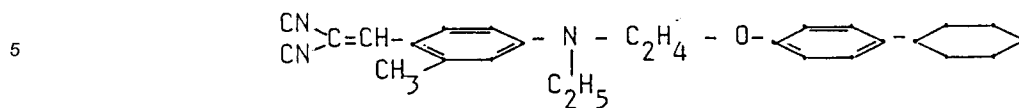
Any dye can be used in such a dye layer provided it is easily transferable to the dye-image-receiving layer of the receiver sheet by the action of heat.

Typical and specific examples of dyes for use in thermal dye sublimation transfer have been described in, e.g., European Patent Application no. 89201382.2, EP 209990, EP 209991, EP 216483, EP 218397, EP 227095, EP 227096, EP 229374, EP 235939, EP 247737, EP 257577, EP 257580, EP 258856, EP 279330, EP 279467, EP 285665, US 4743582, US 4753922, US 4753923, US 4757046, US 4769360, US 4771035, JP 84/78894, JP 84/78895, JP 84/78896, JP 84/227490, JP 84/227948, JP 85/27594, JP 85/30391, JP 85/229787, JP 85/229789, JP 85/229790, JP 85/229791, JP 85/229792, JP 85/229793, JP 85/229795, JP 86/41596, JP 86/268493, JP 86/268494, JP 86/268495 and JP 86/284489.

Particularly preferred dyes or dye mixtures for use in the primary color dye-donor elements are for yellow a mixture of a dye corresponding to the formula

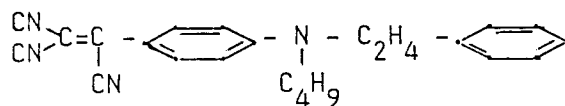


and a dye corresponding to the formula



in a ratio of 1:10 to 10:1, for magenta a mixture of a dye corresponding to the formula

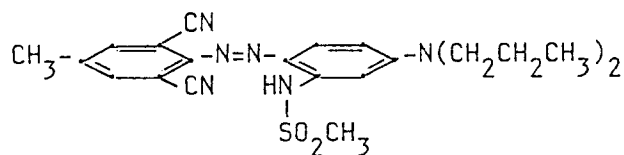
10



15

and a dye corresponding to the formula

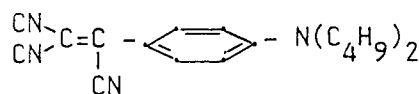
20



25

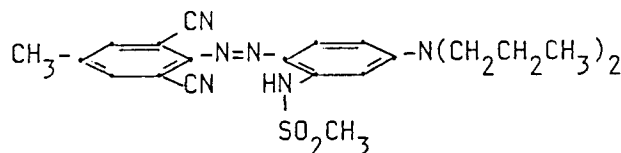
in a ratio of 1:10 to 10:1, or a mixture of a dye corresponding to the formula

30



and a dye corresponding to the formula

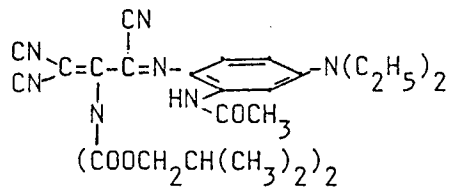
35



40

in a ratio of 1:10 to 10:1, for cyan a mixture of a dye corresponding to the formula

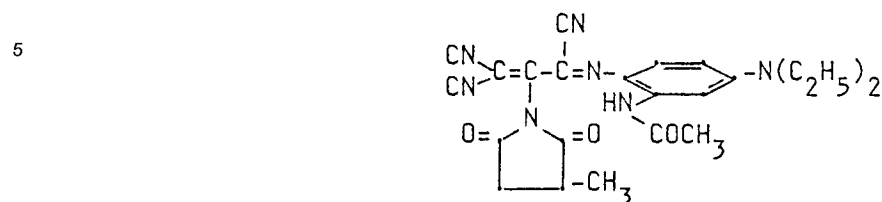
45



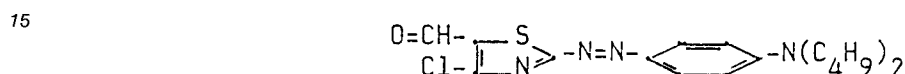
50

55

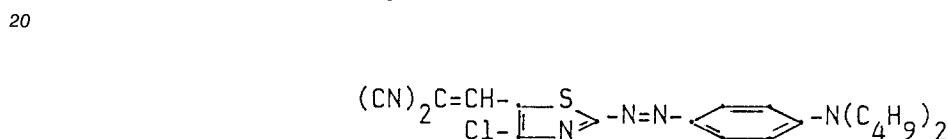
and a dye corresponding to the formula



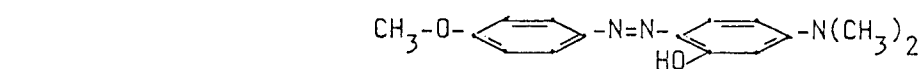
in a ratio of 1:10 to 10:1, and for black a mixture of a magenta dye corresponding to the formula



and a cyan dye corresponding to the formula



and a yellow dye corresponding to the formula



The binder that is preferably used in said primary color dye layers is a mixture of co-styrene-acrylonitrile and co-styrene-acrylonitrile-butadiene in a ratio ranging from 0 to 100 % of either of the constituents. Preferably the binder/dye ratio is between 5:1 and 1:5.

35 The coating layer may also contain other additives, such as curing agents, preservatives, organic or inorganic fine particles, dispersing agents, antistatic agents, defoaming agents, viscosity controlling agents, etc., these and other ingredients being described more fully in EP 133011, EP 133012, EP 111004 and EP 279467.

40 Any material can be used as the support for the dye-donor element provided it is dimensionally stable and capable of withstanding the temperatures involved, up to 400 °C over a period of up to 20 ms, and is yet thin enough to transmit heat applied on one side through to the dye on the other side to effect transfer to the receiver sheet within such short periods, typically from 1 to 10 ms. Such materials include polyesters such as polyethylene terephthalate, polyamides, polyacrylates, polycarbonates, cellulose esters, fluorinated polymers, polyethers, polyacetals, polyolefins, polyimides, glassine paper and condenser paper. Preference is given to a polyethylene terephthalate support. In general, the support has a thickness of 2 to 30 μm. The support may also be coated with an adhesive or subbing layer, if desired.

The dye layer of the dye-donor element may be coated on the support or printed thereon by a printing technique such as a gravure process.

50 A dye-barrier layer comprising a hydrophilic polymer may also be employed in the dye-donor element between its support and the dye layer to improve the dye transfer densities by preventing wrong-way transfer of dye towards the support. The dye barrier layer may contain any hydrophilic material which is useful for the intended purpose. In general, good results have been obtained with gelatin, polyacrylamide, polyisopropyl acrylamide, butyl methacrylate grafted gelatin, ethyl methacrylate grafted gelatin, ethyl acrylate grafted gelatin, cellulose monoacetate, methyl cellulose, polyvinyl alcohol, polyethylene imine, 55 polyacrylic acid, a mixture of polyvinyl alcohol and polyvinyl acetate, a mixture of polyvinyl alcohol and polyacrylic acid or a mixture of cellulose monoacetate and polyacrylic acid. Suitable dye-barrier layers have been described in e.g. EP 227091 and EP 228065. Certain hydrophilic polymers, for example those described in EP 227091, also have an adequate adhesion to the support and the dye layer, thus eliminating

the need for a separate adhesive or subbing layer. These particular hydrophilic polymers used in a single layer in the donor element thus perform a dual function, hence are referred to as dye-barrier/subbing layers.

Preferably the reverse side of the dye-donor element can be coated with a slipping layer to prevent the printing head from sticking to the dye-donor element. Such a slipping layer would comprise a lubricating material such as a surface-active agent, a liquid lubricant, a solid lubricant or mixtures thereof, with or without a polymeric binder. The surface active agents may be any agents known in the art such as carboxylates, sulfonates, phosphates, aliphatic amine salts, aliphatic quaternary ammonium salts, polyoxyethylene alkyl ethers, polyethylene glycol fatty acid esters, fluoroalkyl C₂-C₂₀ aliphatic acids. Examples of liquid lubricants include silicone oils, synthetic oils, saturated hydrocarbons and glycols. Examples of solid lubricants include various higher alcohols such as stearyl alcohol, fatty acids and fatty acid esters. Suitable slipping layers are described in e.g. EP 138483, EP 227090, US 4567113, US 4572860, US 4717711. Preferably the slipping layer comprises as binder a styrene-acrylonitrile copolymer or a styrene-acrylonitrile-butadiene copolymer or a mixture thereof and as lubricant in an amount of 0.1 to 10 % by weight of the binder (mixture) a polysiloxane-polyether copolymer or polytetrafluoroethylene or a mixture thereof.

The dye layer of the dye-donor element may also contain a releasing agent that aids in separating the dye-donor element from the dye-receiving element after transfer. The releasing agents can also be applied in a separate layer on at least part of the dye layer. For the releasing agent solid waxes, fluorine- or phosphate-containing surfactants and silicone oils are used. Suitable releasing agents are described in e.g. EP 133012, JP 85/19138, EP 227092.

The dye-receiving elements according to the invention are used to form a dye transfer image. Such a process comprises placing the dye layer of the donor element in face-to-face relation with the dye-receiving layer of the receiver sheet and imagewise heating from the back of the donor element. The transfer of the dye is accomplished by heating for about several milliseconds at a temperature of 400 °C.

When the process is performed for but one single color, a monochrome dye transfer image is obtained. A multicolor image can be obtained by using a donor element containing three or more primary color dyes and sequentially performing the process steps described above for each color. The above sandwich of donor element and receiver sheet is formed on three occasions during the time when heat is applied by the thermal printing head. After the first dye has been transferred, the elements are peeled apart. A second dye-donor element (or another area of the donor element with a different dye area) is then brought in register with the dye-receiving element and the process repeated. The third color and optionally further colors are obtained in the same manner.

In order to accomplish a perfect register when the process is performed for more than one color and in order to detect what color is existing at the printing portion of the donor element, detection marks are commonly provided on one surface of the donor element. Generally optically detectable marks are used that can be detected by a light source and a photo sensor; detection can be done by measuring the light transmitted through the detection mark or reflected from said mark. The marks being in the form of a light-absorbing or light-reflecting coating are formed in a preassigned position on the donor element by e.g. gravure printing. The detection marks can comprise an infrared absorbing compound such as carbon black. The detection mark can also comprise one of the image dyes that are used for the image formation, with the detection being in the visible range.

In addition to thermal heads, laser light, infrared flash or heated pens can be used as the heat source for supplying heat energy. Thermal printing heads that can be used to transfer dye from the dye-donor elements of the present invention to a receiver sheet are commercially available. In case laser light is used, the dye layer or another layer of the dye element has to contain a compound that absorbs the light emitted by the laser and converts it into heat, e.g. carbon black.

Alternatively, the support of the dye-donor element may be an electrically resistive ribbon consisting of, for example, a multi-layer structure of a carbon-loaded polycarbonate coated with a thin aluminum film. Current is injected into the resistive ribbon by electrically addressing a print head electrode resulting in highly localized heating of the ribbon beneath the relevant electrode. The fact that in this case the heat is generated directly in the resistive ribbon, and that it is thus the ribbon that gets hot, leads to an inherent advantage in printing speed using the resistive ribbon/electrode head technology compared to the thermal head technology, where the various elements of the thermal head get hot and must cool down before the head can move to the next printing position.

The following examples are provided to illustrate the invention in more detail without limiting, however, the scope thereof.

EXAMPLE 1: Synthesis of polyesters

resin no. 4

5 A mixture of 0.450 mole of terephthalic acid dimethyl ester, 0.400 mole of isophthalic acid dimethyl ester, 0.150 mole of 5-sulfoisophthalic acid dimethyl ester sodium salt and 1.7 mole of ethyleneglycol and 0.3 mole of 1,2-dodecanediol together with 0.0002 mole of zinc acetate and 0.0001 mole of antimony (III) oxide was melted in a reactor under nitrogen atmosphere and stirred at 200 °C.

10 The esterification started rapidly and methanol was distilled off. During about 60 to 90 minutes the temperature was raised to 255 °C and the theoretical amount of methanol was distilled off. The reaction product was condensed under reduced pressure in 60 to 120 minutes at 255-280 °C until the desired polymerization degree was obtained. The excess of ethyleneglycol was distilled off during the condensation reaction.

Yield of the condensation was 100 %.

15 Other polyester resins according to the present invention such as those listed in table 1 can be prepared according to the above method.

EXAMPLE 2: Preparation of the image-receiving element

20 A 10 wt % aqueous polyester dispersion was applied to the support material (polyethylene coated paper) by bar coating in a wet thickness of 20 μm and dried at 40 °C and further dried at 90 °C for 30 minutes.

Image receiving elements comprising the polyester resins identified in table 2 below were prepared in this manner.

25

EXAMPLE 3: Evaluation of the image-receiving element

A commercially available Mitsubishi material type CK 100S was used as dye donor element.

30 The obtained dye receiving element was printed in combination with the dye-donor element in a Mitsubishi video printer type CP 100 so as to form a black image by superposition of yellow, magenta and cyan images.

The receiver sheet was separated from the dye-donor element and the color density of the recorded black image on the receiving sheet was measured by means of a Macbeth RD919 densitometer.

35 This experiment was repeated for each of the polyester resins identified in table 2. As a result thereof black colored records of color densities shown in table 2 were obtained.

40

45

50

55

Table 2

Resin No.	D
1	1.86
3	1.73
4	2.06
5	2.19
7	2.01
8	2.01
9	1.92
10	2.10
11	2.04
12	1.83
13	1.97
14	2.05
15	1.97
16	2.01
17	1.93
18	1.98
19	2.10
20	1.91
21	2.22

These results show that high densities are obtained with the present polyester image receiving layers. In addition the anti-sticking properties of the image receiving layer without using a releasing compound in the receiving layer or in a toplayer are improved.

EXAMPLE 4: Comparative experiments

The following comparative polyester image receiving elements (prepared analogously to example 2) were evaluated in the same manner as in example 3.

Table 3

No.	TPA	IPA	SIPA	EG	DIOL	
C1	53	40	7	100	0	
C2	50	40	10	60	NPG	= 40
C3	50	40	10	40	NPG	= 60
C4	53	40	7	40	MPD	= 60
C5	53	40	7	47.5	EPD	= 52.5
C6	55.5	33.5	11	40	CHDM	= 60
C7	53	40	7	62	TCDDM	= 35
C8	50	40	10	60	TEG	= 40
C9	50	40	10	80	1,2HD	= 20

In table 3 the following abbreviations are used
 NPG neopentylglycol
 MPD 2-methyl-2,4-pentanediol
 EPD 2,2-diethyl-1,3-propanediol

1,2HD 1,2-hexanediol
 CHDM cyclohexane dimethanol
 TCDDM tricyclodecane dimethanol
 TEG triethyleneglycol

5 The results are listed in table 4.

Table 4

Resin No.	D
C1	1.35
C2	1.40
C3	1.30
C4	1.51
C5	1.53
C6	1.33
C7	1.41
C8	1.52
C9	1.47

10 These results show that considerable lower densities are obtained with polyesters containing short chain diols with no side groups or with short chain side-groups.

15 Furthermore a release agent needs to be incorporated in the layer in order to prevent adherence of the donor element to the receiving element.

20 **Claims**

- 30 **1.** Dye-image receiving element for use according to thermal dye sublimation transfer comprising a support having thereon a dye-image receiving layer containing a (co)polyester comprising condensation residues of one or more diols and one or more dicarboxylic acids characterized in that at least one of said diols and/or said dicarboxylic acids contains not more than 5 carbon atoms in the main chain and contains a long chain alkyl or alkylene group having at least 6 carbon atoms in a side chain.
- 35 **2.** Dye-image receiving element according to claim 1, characterized in that the long chain alkyl or alkylene side group has at least 10 carbon atoms.
- 3.** Dye-image receiving element according to claim 1 or 2, characterized in that the long chain alkyl or alkylene side group is branched.
- 40 **4.** Dye-image receiving element according to one of the preceding claims, characterized in that said diol is selected from the group consisting of 1,2-dodecanediol, 1,2-hexadecanediol, glycerine mono stearate, glycerine mono oleate, pentaerythritol distearate and pentadecylresorcine.
- 45 **5.** Dye-image receiving element according to one of the preceding claims, characterized in that said dicarboxylic acid is selected from the group consisting of hexadecylmalonic acid, octadecylmalonic acid, hexadecylsuccinic acid, octadecylsuccinic acid and docosenylsuccinic acid.
- 6.** Dye-image receiving element according to one of the preceding claims, characterized in that the (co)-polyester comprises condensation residues of one or more aromatic dicarboxylic acids and one or more aliphatic diols.
- 50 **7.** Dye-image receiving element according to claim 6, characterized in that the aromatic dicarboxylic acids are one or more dicarboxylic acids selected from the group consisting of terephthalic acid, isophthalic acid and 5-sulfoisophthalic acid and that the aliphatic diol is ethylene glycol.
- 55 **8.** Dye-image receiving element according to one of the preceding claims, characterized in that the (co)-polyester contains a solubilizing group.

Patentansprüche

- 5 1. Ein Farbstoffbild-Empfangselement für den Gebrauch gemäß der thermischen Farbstoffsublimationsübertragung, das einen Träger mit einer Farbstoffbild-Empfangsschicht umfaßt, die einen (Co)Polyester enthält, der Kondensationsrückstände von einem oder mehreren Diolen und einer oder mehreren Dicarbonsäuren enthält, dadurch gekennzeichnet, daß zumindest einer dieser Diole und/oder eine dieser Dicarbonsäuren nicht mehr als 5 Kohlenstoffatome in der Hauptkette enthält und eine langkettige Alkyl- oder Alkylengruppe mit zumindest 6 Kohlenstoffatomen in einer Seitenkette enthält.
- 10 2. Ein Farbstoffbild-Empfangselement gemäß Anspruch 1, dadurch gekennzeichnet, daß die langkettige Alkyl- oder Alkylengruppe zumindest 10 Kohlenstoffatome hat.
3. Ein Farbstoffbild-Empfangselement gemäß Anspruch 1 oder 2, dadurch gekennzeichnet, daß die langkettige Alkyl- oder Alkylengruppe verzweigt ist.
- 15 4. Ein Farbstoffbild-Empfangselement gemäß irgendwelchem der vorstehenden Ansprüche, dadurch gekennzeichnet, daß der Diol 1,2-Dodecandiol, 1,2-Hexadecandiol, Glycerinmonostearat, Glycerinmonooleat, Pentaerythritoldistearat oder Pentadecylresorcin ist.
- 20 5. Ein Farbstoffbild-Empfangselement gemäß irgendwelchem der vorstehenden Ansprüche, dadurch gekennzeichnet, daß die Dicarbonsäure Hexadecylmalonsäure, Octadecylmalonsäure, Hexadecylbernsteinsäure, Octadecylbernsteinsäure oder Docosenylbernsteinsäure ist.
- 25 6. Ein Farbstoffbild-Empfangselement gemäß irgendwelchem der vorstehenden Ansprüche, dadurch gekennzeichnet, daß der (Co)Polyester Kondensationsrückstände von einer oder mehreren aromatischen Dicarbonsäuren und einem oder mehreren aliphatischen Diolen enthält.
- 30 7. Ein Farbstoffbild-Empfangselement gemäß Anspruch 6, dadurch gekennzeichnet, daß die aromatischen Dicarbonsäuren eine oder mehrere Dicarbonsäuren sind aus der Gruppe bestehend aus Terephthalsäure, Isophthalsäure und 5-Sulfoisophthalsäure und daß der aliphatische Diol Ethylenglycol ist.
8. Ein Farbstoffbild-Empfangselement gemäß irgendwelchem der vorstehenden Ansprüche, dadurch gekennzeichnet, daß der (Co)Polyester eine löslichmachende Gruppe enthält.

35 **Revendications**

- 40 1. Un élément récepteur d'images à colorants pour être utilisé suivant le transfert thermique de colorants par sublimation comprenant un support avec une couche réceptrice d'images à colorants qui contient un (co)polyester comprenant des résidus de condensation d'un ou de plusieurs diols et d'un ou de plusieurs acides dicarboxyliques, caractérisé en ce que au moins un des diols et/ou des acides dicarboxyliques ne contient pas plus de 5 atomes de carbone dans la chaîne principale et qu'il contient un groupe d'alkyle ou d'alkylène à chaîne longue avec au moins 6 atomes de carbone dans une chaîne latérale.
- 45 2. Un élément récepteur d'images à colorants selon la revendication 1, caractérisé en ce que le groupe latéral d'alkyle ou d'alkylène à chaîne longue a au moins 10 atomes de carbone.
3. Un élément récepteur d'images à colorants selon la revendication 1 ou 2, caractérisé en ce que le groupe latéral d'alkyle ou d'alkylène à chaîne longue est ramifié.
- 50 4. Un élément récepteur d'images à colorants selon l'une quelconque des revendications précédentes, caractérisé en ce que le diol est le 1,2-dodécane-1,2-diol, le 1,2-hexadécane-1,2-diol, le monostéarate de glycérine, le mono-oléate de glycérine, le distéarate de pentaérythritol ou la pentadécylrésorcine.
- 55 5. Un élément récepteur d'images à colorants selon l'une quelconque des revendications précédentes, caractérisé en ce que l'acide dicarboxylique est l'acide hexadécylmalonique, l'acide octadécylmalonique, l'acide hexadécylsuccinique, l'acide octadécylsuccinique ou l'acide docosénylsuccinique.

6. Un élément récepteur d'images à colorants selon l'une quelconque des revendications précédentes, caractérisé en ce que le (co)polyester comprend des résidus de condensation d'un ou de plusieurs acides dicarboxyliques aromatiques et d'un ou de plusieurs diols aliphatiques.
- 5 7. Un élément récepteur d'images à colorants selon la revendication 6, caractérisé en ce que les acides dicarboxyliques aromatiques sont un ou plusieurs acides dicarboxyliques choisis du groupe composé d'acide téréphtalique, d'acide isophtalique et d'acide 5-sulfoisophtalique et que le diol aliphatique est l'éthylèneglycol.
- 10 8. Un élément récepteur d'images à colorants selon l'une quelconque des revendications précédentes, caractérisé en ce que le (co)polyester contient un groupe solubilisant.

15

20

25

30

35

40

45

50

55