

United States Patent Office

Des. 204,269
Patented Apr. 5, 1966

204,269

COMBINED ELECTRIC SERVICE BOX AND POST FOR A TRAILER PARK OR SIMILAR ARTICLE

Anthony J. Naudus, Jr., P.O. Box 809,
Los Gatos, Calif.

Continuation of design applications Ser. Nos. 80,026 and
80,027, May 18, 1964. This application June 18, 1965,
Ser. No. 86,190

Term of patent 14 years

(Cl. D26—5)

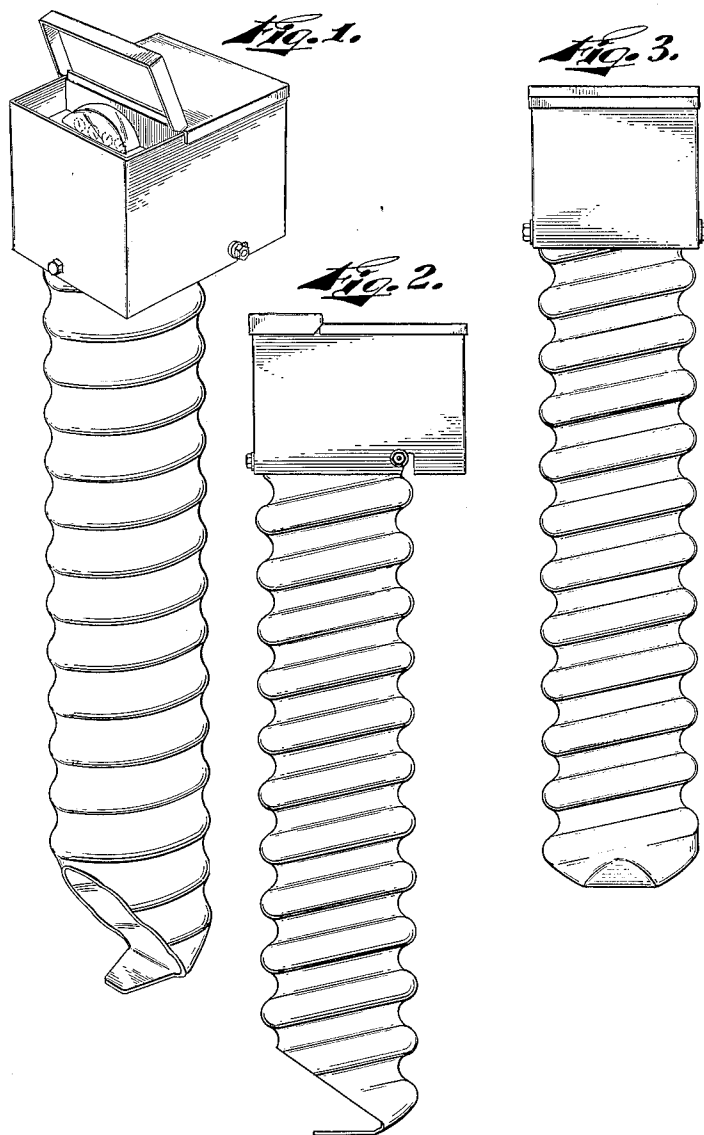


Fig. 4.

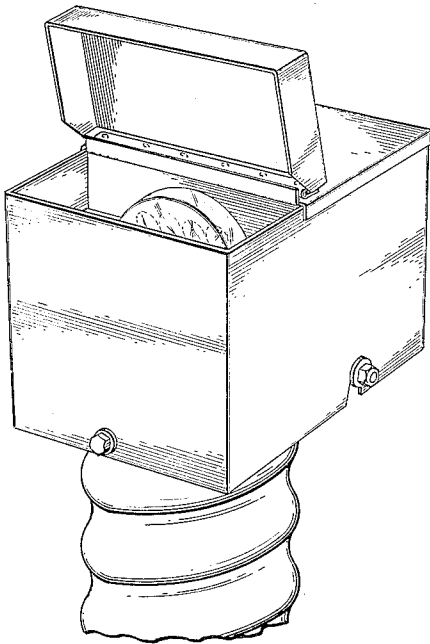


Fig. 5.

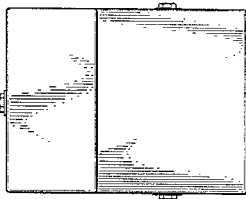


Fig. 6.

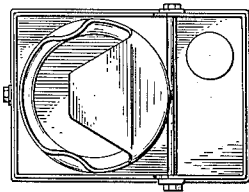
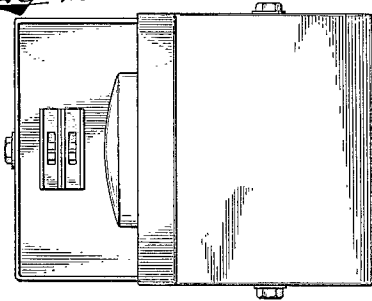
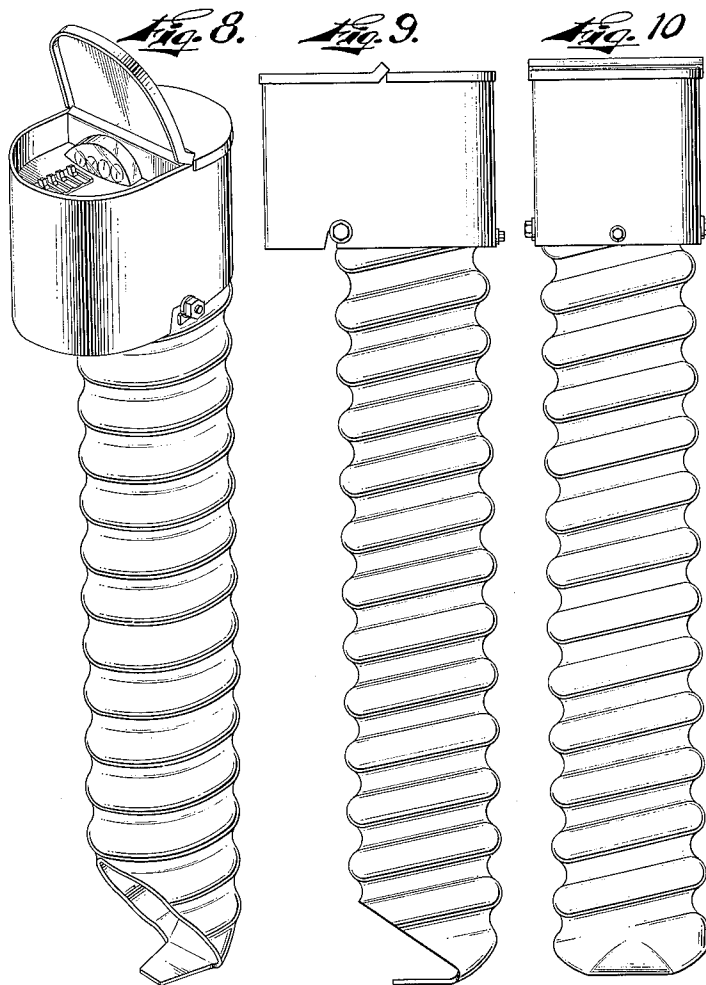


Fig. 7.





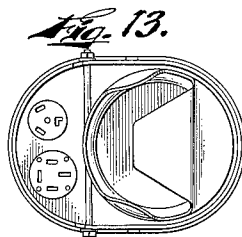
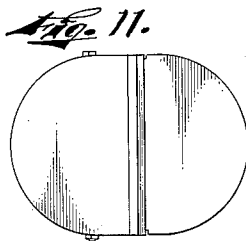
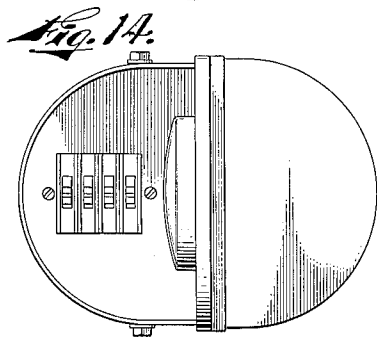
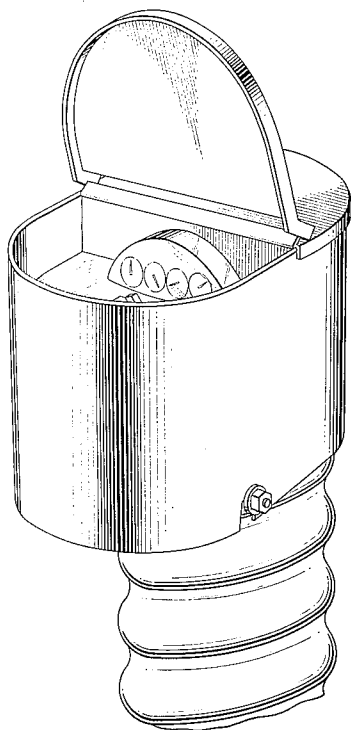


FIG. 1 is a front, top and right side perspective view of a combined electric service box and post for a trailer park or similar article, showing one form of my new design with the lid open wherein the service box comprises a generally rectangular configuration;

FIG. 2 is a right side elevational view of the form shown in FIG. 1, with the lid closed, the left side being substantially a mirror image thereof;

FIG. 3 is a rear elevational view of the form shown in FIG. 1;

FIG. 4 is a fragmentary front, top and right side perspective view of the form shown in FIG. 1, to an enlarged scale with the lid open;

FIG. 5 is a top plan view of the form shown in FIG. 1, with the lid closed;

FIG. 6 is a bottom plan view of the form shown in FIG. 1;

FIG. 7 is a top plan view of the form shown in FIG. 1, to an enlarged scale, with the lid open;

FIG. 8 is a front, top and right side perspective view of a combined electric service box and post for a trailer park or similar article, showing another form of my new design with the lid open wherein the service box comprises a generally cylindrical configuration;

FIG. 9 is a right side elevational view of the form shown in FIG. 8, with the lid closed, the left side being substantially a mirror image thereof;

FIG. 10 is a rear elevational view of the form shown in FIG. 8;

FIG. 11 is a top plan view of the form shown in FIG. 8, with the lid closed;

FIG. 12 is a fragmentary front, top and right side perspective view of the form shown in FIG. 8, to an enlarged scale with the lid open;

FIG. 13 is a bottom plan view of the form shown in FIG. 8; and

FIG. 14 is a top plan view of the form shown in FIG. 8, to an enlarged scale, with the lid open.

This application is a continuation of each of my copending companion applications, Serial Numbers D. 80,026 and D. 80,027, both filed May 18, 1964, and now abandoned.

I claim:

The ornamental design for a combined electric service box and post for a trailer park or similar article, as shown and described.

References Cited by the Examiner

UNITED STATES PATENTS

D. 154,506	7/1949	Opalek	-----	D26—5
D. 160,990	11/1950	Andrews	-----	D26—13
2,087,886	7/1937	Frank.		
3,033,912	5/1962	Phillips	-----	174—38
3,162,718	12/1964	Gunthel	-----	174—38

OTHER REFERENCES

Turner Supply Co. Catalog "W," received February 16, 1938, page 13, Galvanized Corrugated Culvert Pipe, TS 405 T452.

EDWIN H. HUNTER, *Primary Examiner.*

WILLIAM M. HENRY, *Assistant Examiner.*