US00D377929S

United States Patent [19]

Sekino et al.

[11] Patent Number: Des. 377,929

[45] Date of Patent: **Feb. 11, 1997

[54] **COMPUTER**

[75] Inventors: **Hajime Sekino**; **Hirofumi Sako**; **Ryu Wakui**, all of Tottori-Ken, Japan

[73] Assignees: **Sanyo Electric Co., Ltd.**, Osaka-Fu; **Tottori Sanyo Electronic Co., Ltd.**, Tottori-ken, both of Japan

[**] Term: **14 Years**

[21] Appl. No.: **49,643**

[22] Filed: **Jan. 17, 1996**

[30] **Foreign Application Priority Data**

Jul. 19, 1995 [JP] Japan 7-21055

[52] **U.S. Cl.** **D14/100**

[58] **Field of Search** ..... D14/100, 106, D14/115; D18/1, 2, 7; 178/18, 19; 235/145 A, 145 R; 341/22, 23; 345/156, 168, 169, 172, 173, 87; 364/708.1

[56] **References Cited**

U.S. PATENT DOCUMENTS

D. 341,823	11/1993	Sakai	D14/100
D. 346,366	4/1994	Kim et al.	D14/100
D. 353,803	12/1994	Kuzumoto et al.	D14/100
D. 355,170	2/1995	Mizusugi et al.	D14/100
D. 363,062	10/1995	Leman	D14/100
D. 363,468	10/1995	Mieki et al.	D14/100

FOREIGN PATENT DOCUMENTS

926163	5/1995	Japan .
925920	5/1995	Japan .
925931	5/1995	Japan .
917891	10/1995	Japan .

Primary Examiner—Freda Nunn
Attorney, Agent, or Firm—Darby & Darby

[57] **CLAIM**

The ornamental design for a computer, as shown and described.

DESCRIPTION

FIG. **1** is a top, front, and left side perspective view of our new design for a computer;
FIG. **2** is a top plan view thereof;
FIG. **3** is a bottom plan view thereof;
FIG. **4** is a rear elevation view thereof;
FIG. **5** is a front elevation view thereof;
FIG. **6** is a left side elevation view thereof; and,
FIG. **7** is a right side elevation view thereof.

1 Claim, 3 Drawing Sheets

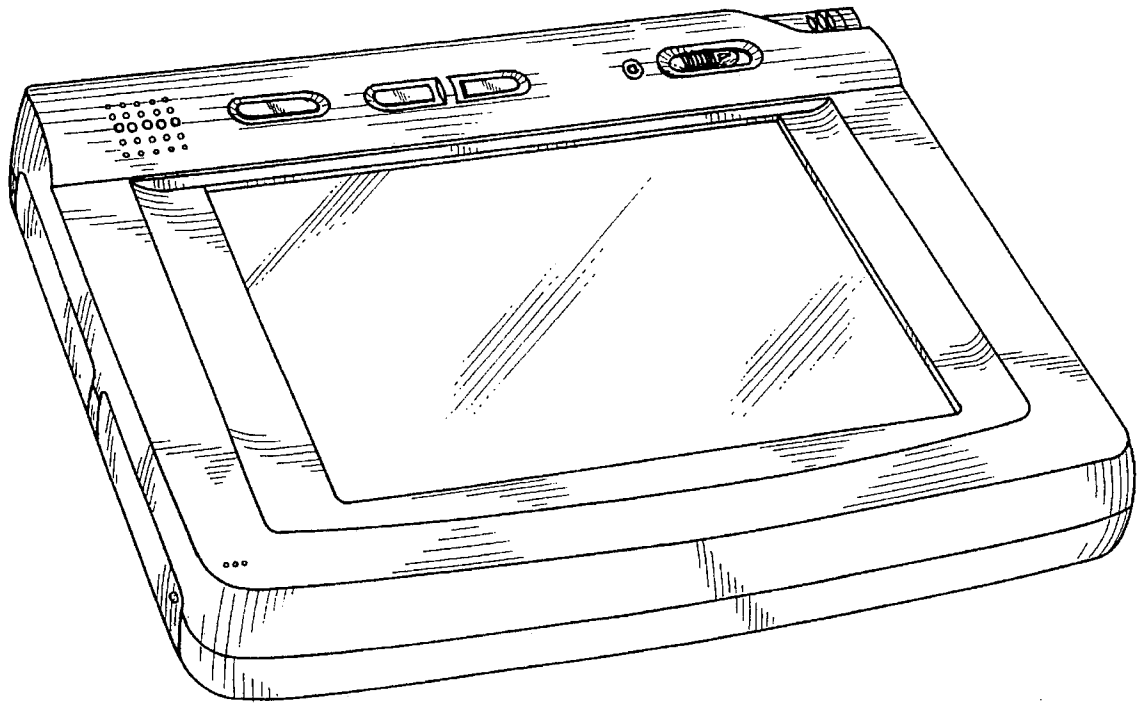

FIG. 1



FIG. 2

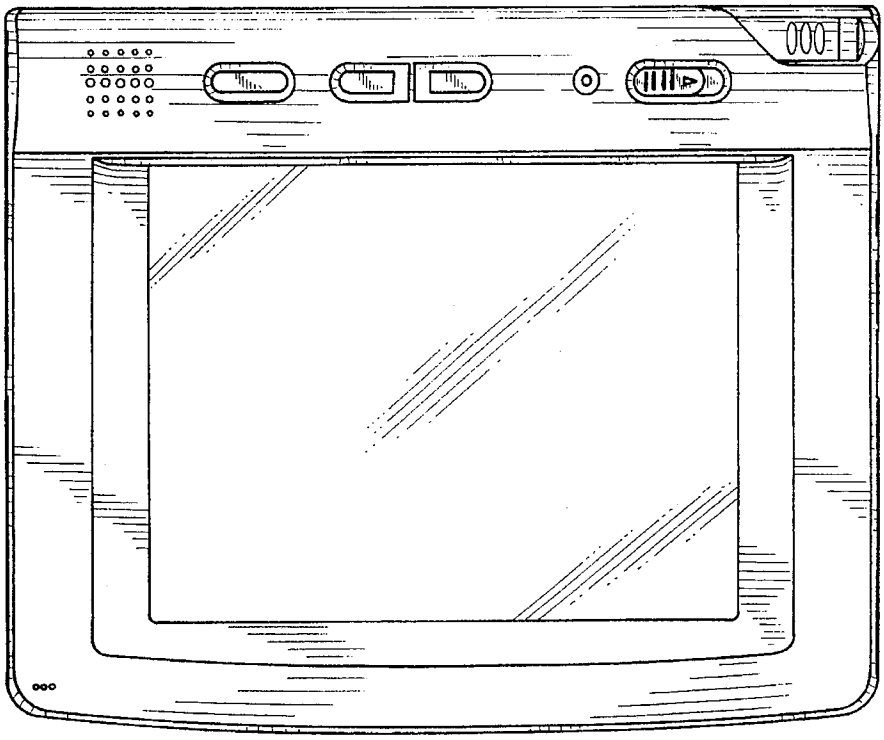

FIG. 3

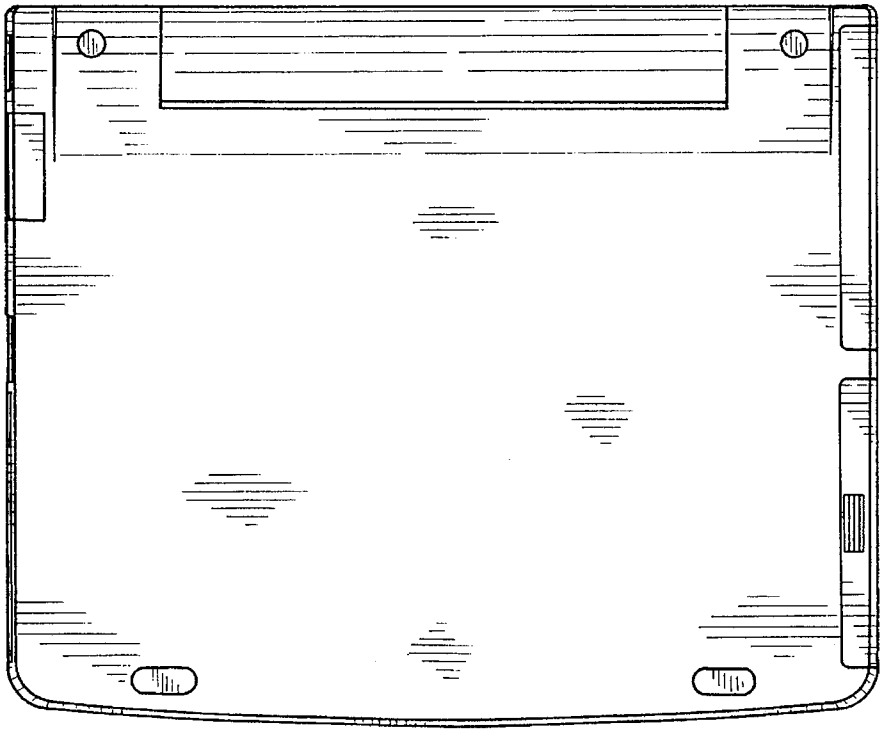

FIG. 4

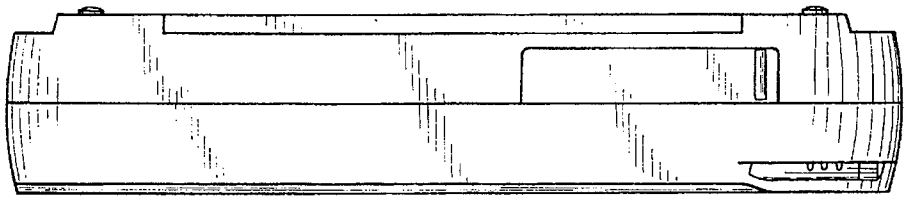

FIG. 5

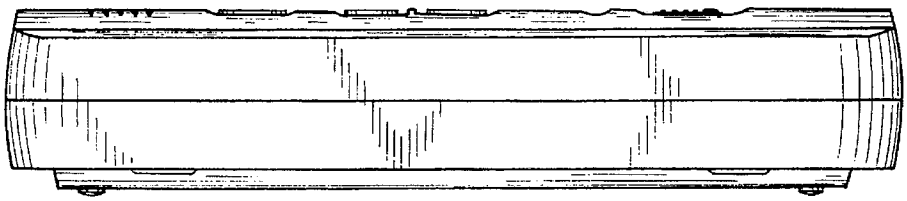

FIG. 6

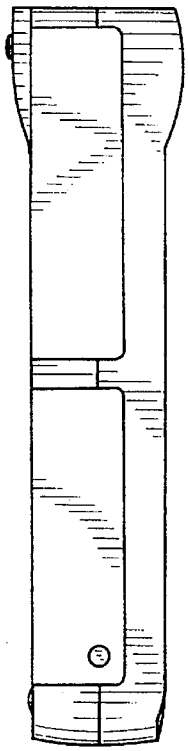

FIG. 7

