

(12) INTERNATIONAL APPLICATION PUBLISHED UNDER THE PATENT COOPERATION TREATY (PCT)

(19) World Intellectual Property Organization
International Bureau



(43) International Publication Date
2 August 2001 (02.08.2001)

PCT

(10) International Publication Number
WO 01/55254 A1

(51) International Patent Classification⁷: **C08K 9/04**,
C09C 1/56

(74) Agent: **LANDO, Michelle, B.**; Cabot Corporation, 157
Concord Road, P.O. Box 7001, Billerica, MA 01821-7001
(US).

(21) International Application Number: PCT/US01/02317

(22) International Filing Date: 24 January 2001 (24.01.2001)

(25) Filing Language: English

(26) Publication Language: English

(30) Priority Data:
60/178,256 25 January 2000 (25.01.2000) US
09/541,262 3 April 2000 (03.04.2000) US

(71) Applicant: **CABOT CORPORATION** [US/US]; Two
Seaport Lane, Suite 1300, Boston, MA 02210-2019 (US).

(81) Designated States (*national*): AE, AG, AL, AM, AT, AU,
AZ, BA, BB, BG, BR, BY, BZ, CA, CH, CN, CR, CZ, DE,
DK, DM, DZ, EE, ES, FI, GB, GD, GE, GH, GM, HR, HU,
ID, IL, IN, IS, JP, KE, KG, KP, KR, KZ, LC, LK, LR, LS,
LT, LU, LV, MA, MD, MG, MK, MN, MW, MX, MZ, NO,
NZ, PL, PT, RO, RU, SD, SE, SG, SI, SK, SL, TJ, TM, TR,
TT, TZ, UA, UG, UZ, VN, YU, ZA, ZW.

(84) Designated States (*regional*): ARIPO patent (GH, GM,
KE, LS, MW, MZ, SD, SL, SZ, TZ, UG, ZW), Eurasian
patent (AM, AZ, BY, KG, KZ, MD, RU, TJ, TM), European
patent (AT, BE, CH, CY, DE, DK, ES, FI, FR, GB, GR, IE,
IT, LU, MC, NL, PT, SE, TR), OAPI patent (BF, BJ, CF,
CG, CI, CM, GA, GN, GW, ML, MR, NE, SN, TD, TG).

(72) Inventors: **COOKE, Joel, M.**; 7 Hopkins Street, Nashua,
NH 03060 (US). **HONEYMAN, Charles, H.**; 6 Kings-
ley Street, Allston, MA 02134 (US). **AMICI, Robert, M.**;
31 Fosgate Road, Berlin, MA 01503 (US). **LOVELL, Pe-
ter, A.**; 29 Teddington Close, Dudlows Green, Appleton,
Cheshire WA4 5QG (GB). **STANFORD, John, L.**; 4 Win-
chester Road, Urmston, Manchester M41 0UJ (GB). **POR-
TILLA, Rosa, Casado**; 13C Winn Park, Woburn, MA
01801 (US).

Published:

- with international search report
- before the expiration of the time limit for amending the
claims and to be republished in the event of receipt of
amendments

For two-letter codes and other abbreviations, refer to the "Guid-
ance Notes on Codes and Abbreviations" appearing at the begin-
ning of each regular issue of the PCT Gazette.

(54) Title: ELASTOMERIC COMPOSITIONS CONTAINING POLYMER COATED CARBON PRODUCTS AND OTHER PIG-
MENTS

(57) Abstract: Elastomeric compositions contain at least one elastomer and a polymer coated modified carbon product wherein the polymer at least partially coats the modified carbon product. The modified product preferably has at least one organic group attached to the carbon product and the organic group is preferably substituted with an ionic, ionizable, or polar group for preparation in polar or aqueous based media. Methods of making the polymer coated modified carbon product are also described, such as by aqueous-based or solvent free polymerization methods, organic solvent based polymerization methods, or solution coating methods. Polymeric products and masterbatches containing the polymer coated modified carbon products are also described as well as methods to improve properties such as impact properties and tensile properties.



WO 01/55254 A1

ELASTOMERIC COMPOSITIONS CONTAINING POLYMER
COATED CARBON PRODUCTS AND OTHER PIGMENTS

BACKGROUND OF THE INVENTION

5 The present invention relates to carbon products and other pigments and polymers and more particularly relates to the coating of pigment products with polymers. The present invention further relates to the use of aqueous media polymerizations such as emulsion or suspension techniques or solvent based procedures to coat, at least partially, carbon products, such as carbon black and other pigments.

10 Carbon products, and more specifically, carbon black have been used in a variety of areas as a filler and/or reinforcer. While carbon black can advantageously contribute to the properties of various polymers in which it is present in, carbon black has been shown to contribute to certain detrimental properties such as impact properties, including tensile properties and stress and strain-related properties. In addition, carbon black when included in the polymers is usually added with the use of
15 masterbatches since carbon black can be difficult to disperse in polymers due to its physical properties such as small primary particle sizes and highly structured aggregates.

 Accordingly, developing means to overcome one or more of these above-described problems would be desirable.

20 **SUMMARY OF THE INVENTION**

 In an embodiment of the present invention, the present invention relates to a polymer coated modified carbon product, wherein the polymer at least partially coats a modified carbon product. Preferably, the modified carbon product has at least one organic group attached to the carbon product. The organic group is preferably substituted with an ionic, ionizable, or polar groups which can
25 facilitate the formation of a stable dispersion in an aqueous media. In this embodiment, the polymer partially or fully encapsulates the modified carbon product, or the modified carbon product is the core and the polymer is the shell.

 The present invention further relates to a method of making a polymer coated modified carbon product which includes the steps of combining, in an aqueous-based medium, an initiator, at least one
30 monomer, and a modified carbon product. The modified carbon product preferably has at least one organic group attached to the carbon product. Again, the organic group is preferably substituted with an ionic, ionizable, or polar group. The initiator, at least one monomer, and the modified carbon product are then subjected to an emulsion, suspension, or other aqueous based polymerization to form a polymer coated modified carbon product, wherein the monomer is capable of being polymerized in

-2-

an aqueous environment and the modified carbon product is dispersible or dispersed in the aqueous-based medium. This method also relates to the use of a modified carbon product which can form stable aqueous dispersions and can also physically and/or chemically bond to the polymer formed during the polymerization of the monomers.

5 The present invention, in addition, relates to a method of making a polymer coated modified carbon product such as that described above, wherein a polymer is prepared separately and is then dissolved in an appropriate organic solvent. A modified carbon product is then combined with the solvent containing the polymer, followed by the removal of the solvent, such as by evaporation or other means.

10 Further, the present invention relates to a method of making a polymer coated modified carbon product such as that described above, wherein a polymerizable monomer is present in an organic solvent and a modified carbon product is then combined with the solvent containing the monomer, followed by polymerization of the monomer and subsequent removal of the solvent.

The present invention also relates to polymer coated modified pigments.

15 It is to be understood that both the foregoing general description and the following detailed description are exemplary and explanatory only and are intended to provide further explanation of the present invention, as claimed.

BRIEF DESCRIPTION OF THE DRAWINGS

20 Figure 1 is a graph plotting the Young's Modulus vs. weight % of carbon black or polymer coated (20 nm) modified carbon black of the present invention.

Figure 2 is a graph plotting the Fracture Energy vs. weight % of carbon black or a polymer coated (20 nm) modified carbon black of the present invention.

25 Figure 3 and 4 are microphotographs of polymer coated modified carbon products of the present invention.

Figure 5(a) - (c) are graphs depicting the variation in fracture energy for polymer matrices containing either conventional carbon black, solution polymer coated modified carbon black, and emulsion polymer coated modified carbon blacks.

DETAILED DESCRIPTION OF THE PRESENT INVENTION

30 In an embodiment of the present invention, the present invention relates to a polymer coated modified carbon product. The modified carbon product is at least partially coated with one or more polymers and can be substantially or fully coated by one or more polymers. The use of the term "coated" includes partially and fully coated carbon products and modified carbon products. The

-3-

polymer in this invention, partially or fully encapsulates the modified carbon product, wherein the modified carbon product is the core and the polymer is the shell. The polymer(s) coated onto or used to encapsulate the modified carbon product is preferably present on the modified carbon product such that the polymer(s) is not substantially extractable by an organic solvent. More preferably, the polymer(s) on the modified carbon product is attached by physical (*e.g.*, adsorption) and/or chemical means (*e.g.* chemical bonding, grafting).

The carbon product coated with a polymer can be a modified carbon product having at least one organic group attached to the carbon product. Preferably, the organic group is substituted with an ionic, ionizable, or polar group. The carbon product which has the organic group attached thereto can be any carbon product capable of having at least one organic group attached to the carbon product. For instance, the carbon product can be any carbon product capable of reacting with the diazonium salt to form the modified carbon product. The carbon may be of the crystalline or amorphous type. Examples include, but are not limited to, graphite, carbon black, vitreous carbon, activated charcoal, activated carbon, carbon fibers, and mixtures thereof. Finely divided forms of the above are preferred. It is also possible to utilize mixtures of different carbon products.

The modified pigment is a pigment having attached at least one organic group. Examples of the pigment include, but are not limited to, any colored pigment, carbon black, carbon fibers, activated carbon, graphite, activated graphite, carbon cloth, vitreous carbon, and the like. Preferably, the modified pigment is a modified carbon product, such as modified carbon black. The organic group which is attached onto the pigment can be any variety of organic groups such as those described in U.S. Patent Nos. 5,955,232; 5,922,118; 5,575,845; 5,630,868; 5,900,029; 5,895,522; 5,885,335; 5,851,280; 5,837,045; 5,803,959; 5,672,198; 5,571,311; 5,630,868; 5,707,432; 5,803,959; 5,554,739; 5,698,016; and 5,713,988; and PCT Publication Nos. WO 96/18688; WO 97/47697; WO 99/31175; WO 99/41304; WO 97/47692; and WO 97/47699; all incorporated in their entireties by reference herein.

Also, for purposes of the present invention, a modified carbon product includes an aggregate comprising a carbon phase and a silicon-containing species phase. A description of this aggregate as well as means of making this aggregate are described in PCT Publication No. WO 96/37547 as well as U.S. Patent Nos. 5,830,930; 6,008,272; 5,977,213; 5,948,835; 5,919,841; 5,904,762; 5,877,238; and 5,869,550. This modified carbon product can be used as is or can have an organic group attached thereto. All of these patents, publications, and patent applications are hereby incorporated in their entireties herein by reference.

The modified carbon product, for purposes of the present invention, can also be an aggregate comprising a carbon phase and metal-containing species phase where the metal-containing species

-4-

phase can be a variety of different metals such as magnesium, calcium, titanium, vanadium, cobalt, nickel, zirconium, tin, antimony, chromium, neodymium, lead, tellurium, barium, cesium, iron, molybdenum, aluminum, and zinc, and mixtures thereof. The aggregate comprising the carbon phase and a metal-containing species phase is described in U.S. Patent Application No. 08/828,785 filed
5 March 27, 1997 and PCT Publication No. WO 98/42778 also hereby incorporated in their entireties herein by reference. This carbon product can be used as is or can have an organic group attached thereto.

Also, for purposes of the present invention, a modified carbon product includes a silica-coated carbon black, such as that described in PCT Publication No. WO 96/37547, published November 28,
10 1996, and U.S. Patent No. 5,916,934 also hereby incorporated in their entireties herein by reference. This modified carbon product can be used as is or can have an organic group attached thereto.

Instead of, or in addition to a modified carbon product, a modified pigment can be used. The modified pigment is a pigment having attached at least one organic group. Examples of the pigment include, but are not limited to, any colored pigment, carbon black, carbon fibers, activated carbon,
15 graphite, activated graphite, carbon cloth, vitreous carbon, and the like. Preferably, the modified pigment is a modified carbon product, such as modified carbon black. The organic group which is attached onto the pigment can be any variety of organic groups such as those described in U.S. Patent Nos. 5,955,232; 5,922,118; 5,575,845; 5,630,868; 5,900,029; 5,895,522; 5,885,335; 5,851,280; 5,837,045; 5,803,959; 5,672,198; 5,571,311; 5,630,868; 5,707,432; 5,803,959; 5,554,739; 5,698,016;
20 and 5,713,988; and PCT Publication Nos. WO 96/18688; WO 97/47697; WO 99/31175; WO 99/41304; WO 97/47692; and WO 97/47699; all incorporated in their entireties by reference herein.

One process for attaching an organic group to the carbon product or modified pigment involves the reaction of at least one diazonium salt with a carbon product in the absence of an externally applied current sufficient to reduce the diazonium salt. That is, the reaction between the
25 diazonium salt and the carbon product proceeds without an external source of electrons sufficient to reduce the diazonium salt. Mixtures of different diazonium salts may be used in the process of the invention. This process can be carried out under a variety of reaction conditions and in any type of reaction medium, including both protic and aprotic solvent systems or slurries.

In another process, at least one diazonium salt reacts with a carbon product in a protic reaction
30 medium. Mixtures of different diazonium salts may be used in this process of the invention. This process can also be carried out under a variety of reaction conditions.

In both processes, the diazonium salt can be formed *in situ*. If desired, in either process, the carbon product can be isolated and dried by means known in the art. Furthermore, the resultant carbon product can be treated to remove impurities by known techniques.

-5-

The processes can be carried out in any reaction medium which allows the reaction between the diazonium salt and the carbon product to proceed. The reaction medium can be a solvent-based system. The solvent may be a protic solvent, an aprotic solvent, or a mixture of solvents. Protic solvents are solvents, like water or methanol, containing a hydrogen attached to an oxygen or nitrogen and thus are sufficiently acidic to form hydrogen bonds. Aprotic solvents are solvents which do not contain an acidic hydrogen as defined above. Aprotic solvents include, for example, solvents such as hexanes, tetrahydrofuran (THF), acetonitrile, and benzonitrile. For a discussion of protic and aprotic solvents see Morrison and Boyd, Organic Chemistry, 5th Ed., pp. 228-231, (Allyn and Bacon, Inc. 1987).

The reaction between a diazonium salt and a carbon product can take place with any type of carbon product, for example, in fluffy or pelleted form.

The reaction between a diazonium salt and a carbon product forms a modified carbon product having an organic group attached to the carbon product. The diazonium salt may contain the organic group to be attached to the carbon product. It may be possible to produce the modified carbon products used in this invention by other means known to those skilled in the art.

The organic group may be an aliphatic group, a cyclic organic group, or an organic compound having an aliphatic portion and a cyclic portion. The diazonium salt employed in the processes can be derived from a primary amine having one of these groups and being capable of forming, even transiently, a diazonium salt. The organic group may be substituted or unsubstituted, branched or unbranched. Aliphatic groups include, for example, groups derived from alkanes, alkenes, alcohols, ethers, aldehydes, ketones, carboxylic acids, and carbohydrates. Cyclic organic groups include, but are not limited to, alicyclic hydrocarbon groups (*for example*, cycloalkyls, cycloalkenyls), heterocyclic hydrocarbon groups (*for example*, pyrrolidinyl, pyrrolinyl, piperidinyl, morpholinyl, and the like), aryl groups (*for example*, phenyl, naphthyl, anthracenyl, and the like), and heteroaryl groups (imidazolyl, pyrazolyl, pyridinyl, thienyl, thiazolyl, furyl, indolyl, and the like). As the steric hinderance of a substituted organic group increases, the number of organic groups attached to the carbon product from the reaction between the diazonium salt and the carbon product may be diminished.

When the organic group is substituted, it may contain any functional group compatible with the formation of a diazonium salt. Functional groups include, but are not limited to, R, OR, COR, COOR, OCOR, carboxylate salts such as COOLi, COONa, COOK, COONR₄⁺, halogen, CN, NR₂, SO₃H, sulfonate salts such as SO₃Li, SO₃Na, SO₃K, SO₃NR₄⁺, OSO₃H, OSO₃⁻ salts, NR(COR), CONR₂, NO₂, PO₃H₂, phosphonate salts such as PO₃HNa and PO₃Na₂, phosphate salts such as OPO₃HNa and OPO₃Na₂, N=NR, NR₃⁺X⁻, PR₃⁺X⁻, S_kR, SSO₃H, SSO₃⁻ salts, SO₂NRR', SO₂SR, SNRR', SNQ, SO₂NQ, CO₂NQ, S-(1,4-piperazinediyl)-SR, 2-(1,3-dithianyl) 2-(1,3-dithiolanyl), SOR,

-6-

and SO_2R . R and R', which can be the same or different, are independently hydrogen, branched or unbranched $\text{C}_1\text{-C}_{20}$ substituted or unsubstituted, saturated or unsaturated hydrocarbon, e.g., alkyl, alkenyl, alkynyl, substituted or unsubstituted aryl, substituted or unsubstituted heteroaryl, substituted or unsubstituted alkylaryl, or substituted or unsubstituted arylalkyl. The integer k ranges from 1-8 and preferably from 2-4. The anion X^- is a halide or an anion derived from a mineral or organic acid. Q is $(\text{CH}_2)_w$, $(\text{CH}_2)_x\text{O}(\text{CH}_2)_z$, $(\text{CH}_2)_x\text{NR}(\text{CH}_2)_z$, or $(\text{CH}_2)_x\text{S}(\text{CH}_2)_z$, where w is an integer from 2 to 6 and x and z are integers from 1 to 6.

The organic group can be an aromatic group of the formula A_yAr , which corresponds to a primary amine of the formula A_yArNH_2 . In this formula, the variables have the following meanings:

10 Ar is an aromatic radical such as an aryl or heteroaryl group. Preferably, Ar is selected from the group consisting of phenyl, naphthyl, anthracenyl, phenanthrenyl, biphenyl, pyridinyl, benzothiadiazolyl, and benzothiazolyl; A is a substituent on the aromatic radical independently selected from a preferred functional group described above or A is a linear, branched or cyclic hydrocarbon radical (preferably containing 1 to 20 carbon atoms), unsubstituted or substituted with one or more of those functional groups; and y is an integer from 1 to the total number of $-\text{CH}$ radicals in the aromatic radical. For instance, y is an integer from 1 to 5 when Ar is phenyl, 1 to 7 when Ar is naphthyl, 1 to 9 when Ar is anthracenyl, phenanthrenyl, or biphenyl, or 1 to 4 when Ar is pyridinyl. In the above formula, specific examples of R and R' are $\text{NH}_2\text{-C}_6\text{H}_4$ -, $\text{CH}_2\text{CH}_2\text{-C}_6\text{H}_4\text{-NH}_2$, $\text{CH}_2\text{-C}_6\text{H}_4\text{-NH}_2$, and C_6H_5 .

Another set of organic groups which may be attached to the carbon product are organic groups substituted with an ionic or an ionizable group as a functional group. An ionizable group is one which is capable of forming an ionic group in the medium of use. The ionic group may be an anionic group or a cationic group and the ionizable group may form an anion or a cation.

Ionizable functional groups forming anions include, for example, acidic groups or salts of acidic groups. The organic groups, therefore, include groups derived from organic acids. When the organic group contains an ionizable group forming an anion, such an organic group can have a) an aromatic group and b) at least one acidic group having a pK_a of less than 11, or at least one salt of an acidic group having a pK_a of less than 11, or a mixture of at least one acidic group having a pK_a of less than 11 and at least one salt of an acidic group having a pK_a of less than 11. The pK_a of the acidic group refers to the pK_a of the organic group as a whole, not just the acidic substituent. More preferably, the pK_a is less than 10 and most preferably less than 9. The aromatic group of the organic group can be directly attached to the carbon product. The aromatic group may be further substituted or unsubstituted, for example, with alkyl groups. The organic group can be a phenyl or a naphthyl group and the acidic group is a sulfonic acid group, a sulfinic acid group, a phosphonic acid group, or a carboxylic acid group. Examples of these acidic groups and their salts are discussed above. The

-7-

organic group can be a substituted or unsubstituted sulfophenyl group or a salt thereof; a substituted or unsubstituted (polysulfo)phenyl group or a salt thereof; a substituted or unsubstituted sulfonaphthyl group or a salt thereof; or a substituted or unsubstituted (polysulfo)naphthyl group or a salt thereof. An example of a substituted sulfophenyl group is hydroxysulfophenyl group or a salt thereof.

5 Specific organic groups having an ionizable functional group forming an anion (and their corresponding primary amines) are p-sulfophenyl (p-sulfanilic acid), 4-hydroxy-3-sulfophenyl (2-hydroxy-5-amino-benzenesulfonic acid), and 2-sulfoethyl (2-aminoethanesulfonic acid). Other organic groups having ionizable functional groups forming anions can also be used.

 Amines represent examples of ionizable functional groups that form cationic groups. For
10 example, amines may be protonated to form ammonium groups in acidic media. An organic group having an amine substituent can have a pK_b of less than 5. Quaternary ammonium groups ($-NR_3^+$) and quaternary phosphonium groups ($-PR_3^+$) also represent examples of cationic groups. The organic group can contain an aromatic group such as a phenyl or a naphthyl group and a quaternary ammonium or a quaternary phosphonium group. The aromatic group can be directly attached to the
15 carbon product. Quaternized cyclic amines, and even quaternized aromatic amines, can also be used as the organic group. Thus, N-substituted pyridinium compounds, such as N-methyl-pyridyl, can be used in this regard. Examples of organic groups include, but are not limited to, $(C_5H_4N)C_2H_5^+$, $C_6H_4(NC_3H_5)^+$, $C_6H_4COCH_2N(CH_3)_3^+$, $C_6H_4COCH_2(NC_3H_5)^+$, $(C_5H_4N)CH_3^+$, and $C_6H_4CH_2N(CH_3)_3^+$.

 An advantage of the modified carbon products having an attached organic group substituted
20 with an ionic or an ionizable group is that the modified carbon product may have increased water dispersibility relative to the corresponding untreated carbon product. Water dispersibility of a modified carbon product increases with the number of organic groups attached to the carbon black having an ionizable group or the number of ionizable groups attached to a given organic group. Thus, increasing the number of ionizable groups associated with the modified carbon product should
25 increase its water dispersibility and permits control of the water dispersibility to a desired level. It can be noted that the water dispersibility of a modified carbon product containing an amine as the organic group attached to the carbon product may be increased by acidifying the aqueous medium.

 Because the water dispersibility of the modified carbon products depends to some extent on charge stabilization, the ionic strength of the aqueous medium can be less than 0.1 molar. The ionic
30 strength can also be less than 0.01 molar.

 When such a water dispersible modified carbon product is prepared, the ionic, ionizable, or polar group can be ionized in the reaction medium. The resulting product solution or slurry may be used as is or diluted prior to use. Alternatively, the modified carbon product may be dried by techniques used for conventional carbon blacks. These techniques include, but are not limited to,

drying in ovens and rotary kilns. Overdrying, however, may cause a loss in the degree of water dispersibility.

In addition to their water dispersibility, modified carbon products having an organic group substituted with an ionic or an ionizable group may also be dispersible in polar organic solvents such as dimethylsulfoxide (DMSO), and formamide. In alcohols such as methanol or ethanol, use of complexing agents such as crown ethers increases the dispersibility of carbon black products having an organic group containing a metal salt of an acidic group.

Aromatic sulfides encompass another group of organic groups. Modified carbon products having aromatic sulfide groups are particularly useful in rubber compositions. These aromatic sulfides can be represented by the formulas $\text{Ar}(\text{CH}_2)_q\text{S}_k(\text{CH}_2)_r\text{Ar}'$ or $\text{A}-(\text{CH}_2)_q\text{S}_k(\text{CH}_2)_r\text{Ar}''$ wherein Ar and Ar' are independently substituted or unsubstituted arylene or heteroarylene groups, Ar'' is an aryl or heteroaryl group, k is 1 to 8 and q and r are 0-4. Substituted aryl groups would include substituted alkylaryl groups. Arylene groups can include phenylene groups, particularly p-phenylene groups, or benzothiazolylenes. Aryl groups can include phenyl, naphthyl and benzothiazolyl. The number of sulfurs present, defined by k preferably ranges from 2 to 4. Modified carbon products can have an attached aromatic sulfide organic group of the formula $-(\text{C}_6\text{H}_4)_k-\text{S}_k-(\text{C}_6\text{H}_4)-$, where k is an integer from 1 to 8, and more preferably where k ranges from 2 to 4. Aromatic sulfide groups can be bis-para- $-(\text{C}_6\text{H}_4)_2-\text{S}_2-(\text{C}_6\text{H}_4)-$ and para- $-(\text{C}_6\text{H}_4)_2-\text{S}_2-(\text{C}_6\text{H}_5)-$. The diazonium salts of these aromatic sulfide groups may be conveniently prepared from their corresponding primary amines, $\text{H}_2\text{N}-\text{Ar}-\text{S}_k-\text{Ar}'-\text{NH}_2$ or $\text{H}_2\text{N}-\text{Ar}-\text{S}_k-\text{Ar}''$. Groups include dithiodi-4,1-phenylene, tetrathiodi-4,1-phenylene, phenyldithiophenylene, dithiodi-4,1-(3-chlorophenylene), $-(4-\text{C}_6\text{H}_4)_2-\text{S}_2-\text{S}_2-(2-\text{C}_7\text{H}_4\text{NS})$, $-(4-\text{C}_6\text{H}_4)_2-\text{S}_2-\text{S}_2-(4-\text{C}_6\text{H}_4)-\text{OH}$, $-6-(2-\text{C}_7\text{H}_3\text{NS})-\text{SH}$, $-(4-\text{C}_6\text{H}_4)-\text{CH}_2\text{CH}_2-\text{S}_2-\text{S}_2-\text{CH}_2\text{CH}_2-(4-\text{C}_6\text{H}_4)-$, $-(4-\text{C}_6\text{H}_4)-\text{CH}_2\text{CH}_2-\text{S}_2-\text{S}_2-\text{CH}_2\text{CH}_2-(4-\text{C}_6\text{H}_4)-$, $-(2-\text{C}_6\text{H}_4)_2-\text{S}_2-\text{S}_2-(2-\text{C}_6\text{H}_4)-$, $-(3-\text{C}_6\text{H}_4)_2-\text{S}_2-\text{S}_2-(3-\text{C}_6\text{H}_4)-$, $-6-(\text{C}_6\text{H}_3\text{N}_2\text{S})$, $-6-(2-\text{C}_7\text{H}_3\text{NS})-\text{S}-\text{NRR}'$ where RR' is $-\text{CH}_2\text{CH}_2\text{OCH}_2\text{CH}_2-$, $-(4-\text{C}_6\text{H}_4)_2-\text{S}_2-\text{S}_2-(4-\text{C}_6\text{H}_4)-$, $-(4-\text{C}_6\text{H}_4)-\text{CH}=\text{CH}_2$, $-(4-\text{C}_6\text{H}_4)_2-\text{S}_2-\text{S}_2-\text{SO}_3\text{H}$, $-(4-\text{C}_6\text{H}_4)_2-\text{SO}_2\text{NH}_2-(4-\text{C}_6\text{H}_4)_2-\text{S}_2-\text{S}_2-(4-\text{C}_6\text{H}_4)-\text{NHSO}_2-(4-\text{C}_6\text{H}_4)-$, $-6-(2-\text{C}_7\text{H}_3\text{NS})-\text{S}_2-\text{S}_2-(6-\text{C}_7\text{H}_3\text{NS})-$, $-(4-\text{C}_6\text{H}_4)_2-\text{S}_2-\text{CH}_2-(4-\text{C}_6\text{H}_4)-$, $-(4-\text{C}_6\text{H}_4)_2-\text{SO}_2-\text{S}_2-(4-\text{C}_6\text{H}_4)-$, $-(4-\text{C}_6\text{H}_4)-\text{CH}_2-\text{S}-\text{CH}_2-(4-\text{C}_6\text{H}_4)-$, $-(3-\text{C}_6\text{H}_4)-\text{CH}_2-\text{S}-\text{CH}_2-(3-\text{C}_6\text{H}_4)-$, $-(4-\text{C}_6\text{H}_4)-\text{CH}_2-\text{S}-\text{S}-\text{CH}_2-(4-\text{C}_6\text{H}_4)-$, $-(3-\text{C}_6\text{H}_4)-\text{CH}_2-\text{S}-\text{S}-\text{CH}_2-(3-\text{C}_6\text{H}_4)-$, $-(4-\text{C}_6\text{H}_4)_2-\text{S}-\text{NRR}'$ where RR' is $-\text{CH}_2\text{CH}_2\text{OCH}_2\text{CH}_2-$, $-(4-\text{C}_6\text{H}_4)_2-\text{SO}_2\text{NH}_2-\text{CH}_2\text{CH}_2-\text{S}_2-\text{S}_2-\text{CH}_2\text{CH}_2-\text{NHSO}_2-(4-\text{C}_6\text{H}_4)-$, $-(4-\text{C}_6\text{H}_4)_2-2-(1,3\text{-dithianyl})-$, and $-(4-\text{C}_6\text{H}_4)_2-\text{S}_2-(1,4\text{-piperizinediyl})-\text{S}_2-(4-\text{C}_6\text{H}_4)-$.

Another set of organic groups which may be attached to the carbon product are organic groups having an aminophenyl, such as $(\text{C}_6\text{H}_4)_2-\text{NH}_2$, $(\text{C}_6\text{H}_4)-\text{CH}_2-(\text{C}_6\text{H}_4)_2-\text{NH}_2$, $(\text{C}_6\text{H}_4)_2-\text{SO}_2-(\text{C}_6\text{H}_4)_2-\text{NH}_2$. Organic groups also include aromatic sulfides, represented by the formulas $\text{Ar}-\text{S}_n-\text{Ar}'$ or $\text{Ar}-\text{S}_n-\text{Ar}''$, wherein Ar and Ar' are independently arylene groups, Ar'' is an aryl and n is 1 to 8. Methods for attaching such organic groups to carbon products are discussed in U.S. patent application serial nos.

08/356,660, 08/572,525, and 08/356,459, the disclosures of which are fully incorporated by reference herein.

Preferably, the organic group comprises an aromatic group and/or a C₁-C₁₀₀ alkyl group (and more preferably a C₁-C₁₂ alkyl group) directly attached to the carbon product, with or without an ionic, ionizable, or polar group to improve dispersion in aqueous media. For dispersion, in organic solvents such as toluene, the attached group would be non-polar or non-ionic.

Additional examples of organic groups are described in U.S. Patent Nos. 5,803,959; 5,851,280; 5,571,311; 5,554,739; 5,575,845; 5,630,868; 5,672,198, 5,698,016; 5,707,432; and 5,713,988; and PCT Publication Nos. WO 97/47692; WO 97/47699 and WO 96/18688, and U.S. Patent Application No. 08/990,715 filed December 19, 1997, all incorporated herein in their entireties by reference herein.

More than one type of organic group can be attached to the carbon product, or two or more modified carbon products with different attached organic groups can be used. Using two or more different types of organic groups permits a combination of properties. If two different types of organic groups are attached, for example, a sulfanilic group and a styrenic group, the sulfanilic group promotes dispersibility and the styrenic group serves as a radical grafting site. The ratio of the different organic groups can be the same or different. Preferably, only the minimum treatment level of the ionic, ionizable, or polar group is used to impart stability to the dispersion. For example, groups such as ionic species (*e.g.*, sulphates, phosphates, alkali salts of organic acids or quaternary ammonium salts), non-ionic species (*e.g.*, hydroxyl, organic acids) or surfactant stabilizers (*e.g.*, SDMS, SDS, Antarox) can be used to provide stable carbon product dispersions in aqueous media. Dispersion of the modified carbon products in organic liquids can be facilitated in a similar manner but employing treatments which are more compatible with these less polar environments. Treatment levels of the organic group for purposes of radical grafting sites would depend on material uses. For instance, attachment of epoxy groups would facilitate grafting to hydroxyl bearing polymer matrices such as polyurethanes or polycarbonates or amine matrices such as nylon. Other examples include the attachment of radical sensitive vinyl groups such as styrenics or acrylates, to facilitate crosslinking type reactions in radical polymerizations. These attached groups would ultimately affect the properties of the materials containing these modified carbon products. The properties that would be affected include, but are not limited to, impact behaviour, modulus response, and dispersibility in plastics.

Also, a combination of different modified carbon products can be used. For instance, a modified carbon product having one type of organic group attached thereto can be used in combination with another modified carbon product having a different organic group attached thereto. Also, a modified carbon product such as an aggregate comprising a carbon phase and a silicon-containing

species phase can be used in combination with a modified carbon product having an attached organic group, and so on.

The modified carbon product which is coated with one or more polymers can have any particle size and/or surface area so long as the particle is capable of being at least partially coated with one or more polymers. Preferably, the primary particle size of the modified carbon product is from about 5 nm to about 100 nm and more preferably from about 8 nm to about 75 nm. The nitrogen surface area as measured by the BET method, of the modified carbon product is preferably from about 20 m²/g to about 1500 m²/g and more preferably from about 25 m²/g to about 700 m²/g and most preferably from about 30 m²/g to about 250 m²/g. If the modified carbon product is not a particle, such as a fiber, preferably the modified carbon product has the following preferred properties: reinforcement or conduction properties or other physical properties associated with filler particles.

The thickness of the coating on the modified carbon product can be uniformed or can vary in thickness. The thickness of the coating can be about 1 nm or more. Preferably, the polymer coated onto the modified carbon product is substantially uniform in thickness. Preferably, the thickness of the polymer coating on the modified carbon product is from about 10 nm to about 100 nm, more preferably from about 20 nm to about 75 nm, and most preferably from about 30 nm to about 50 nm. Figures 3 and 4 are microphotographs showing the coating around the carbon black.

The modified carbon product can have more than one coating or shell. In other words, the modified carbon product can have multiple layers of shells or coatings which partially or fully encapsulate the modified carbon product or a previous coating or shell. The polymers comprising the various layers can be the same or different. For instance, one layer can be cross-linked while the next layer can be not cross-linked. Each of the various coatings, if more than one is present on the modified carbon product, can be substantially the same or vary in thickness if desired.

The polymer which is coated onto the modified carbon product can be a homo-polymer, copolymer, terpolymer, and/or a polymer containing any number of different repeating units.

The polymer can be any type of polymer, such as a random polymer, alternating polymer, graft polymer, block polymer, star-like polymer, and/or comb-like polymer. The polymer can also be one or more polyblends. The polymer can be an interpenetrating polymer network (IPN); simultaneous interpenetrating polymer network (SIN); or interpenetrating elastomeric network (IEN). The polymer can be thermoplastic or thermosettable.

Specific examples of polymers include, but are not limited to, linear and non-linear polymers such as polyethylene, poly(vinylchloride), polyisobutylene, polystyrene, polycaprolactam (nylon), polyisoprene, and the like. Other general classes of polymers include polyamides, polycarbonates, polyelectrolytes, polyesters, polyethers, (polyhydroxy)benzenes, polyimides, polymers containing

sulfur (such as polysulfides, (polyphenylene) sulfide, and polysulfones, polyolefins, polymethylbenzenes, polystyrene and styrene copolymers (ABS included), acetal polymers, acrylic polymers, acrylonitrile polymers and copolymers, polyolefins containing halogen (such as polyvinyl chloride and polyvinylidene chloride), fluoropolymers, ionomeric polymers, polymers containing ketone group(s), liquid crystal polymers, polyamide-imides, polymers containing olefinic double bond(s) (such as polybutadiene, polydicyclopentadiene), polyolefin copolymers, polyphenylene oxides, polyurethanes, thermoplastic elastomers, silicone polymers, alkyd, epoxy, unsaturated polyester, vinyl ester, urea-, melamine-, or phenol-formaldehyde resins, and the like. Preferably, the polymer is an acrylic polymer, a methacrylic polymer, or a styrenic polymer, but would largely depend upon the intended application. For instance, reinforcement applications would generally involve the formation of a rubber product that could be attached to the modified carbon product in a manner such that the rubber product is preferably not extractable, *e.g.*, not extractable in solvents. This can be accomplished by using a modified carbon product that has styrenic groups attached to the surface. During an aqueous media radical polymerization, the propagating chains could graft to these sites on the surface of the modified carbon product and generate a rubbery coated particle.

The polymer coated modified carbon products can be made by a number of ways. Preferably, the modified carbon products are made by, but are not limited to, aqueous mediated polymerization environments such as emulsion polymerization or suspension polymerization processes as well as solvent based polymerizations. The polymerization involved are generally chain growth polymerizations and/or step growth polymerizations. Examples of the aqueous based polymerization processes are described below.

With respect to an emulsion polymerization process, in general, an initiator, at least one monomer, and a modified carbon product as described above, are combined or added into an aqueous-based medium. The components can be added in any order but it is preferred that the modified carbon product be added to the aqueous-based medium first and then the initiator and then the monomer. Then, an emulsion polymerization is conducted to form a polymer coated modified carbon product.

Afterwards, further amounts of an initiator can optionally be added to ensure continuing and/or complete polymerization of the monomer(s).

The monomer(s) used in this polymerization is capable of being polymerized by any type of free radical polymerization including highly specialized free radical polymerizations such as stable free radical polymerization (SFRP) and atom transfer radical polymerization (ATRP). Examples of such olefinic type monomers include, but are not limited to, acrylates, methacrylates, styrenics, dienes, or vinyl esters as well as monomers such as maleic anhydride or vinyl sulfone, vinyl pyridine, or

vinylpyrrolidinone. Preferably, the monomer is styrenic, acrylic, or methacrylic or mixtures or combinations thereof.

Derivatives of these various monomers can also be used as well as mixtures of two or more monomers.

5 Generally, the amount of monomer present is an amount sufficient to at least polymerize and partially coat the modified carbon products in the aqueous-based or solvent based medium. Generally, this amount of monomer is from about 20 % to about 80 % by volume, more preferably from about 25 % to about 60% by volume, and most preferably from about 30 % to about 50% by volume, based on the total volume.

10 The aqueous-based medium used can be any aqueous-based medium capable of permitting a free radical polymerization to occur. Preferably, the aqueous-based medium is water or water-based, and more preferably is deionized water.

 The amount of the aqueous-based medium is an amount sufficient to permit at least free radical polymerization to occur such that at least a portion of the modified carbon product is partially
15 coated with the polymerized monomer.

 With respect to the initiator, any initiator capable of initiating a radical polymerization of at least a portion of the monomers present can be used. Examples include, but are not limited to, peroxides such as hydrogen peroxide, and ammonium peroxydisulfate. Other examples include azo compounds, for example, azobisisobutyronitrile, redox initiators such as ferrous ions (e.g. FeCl_2), silver
20 alkyl reagents, and other methods of initiation such as photo induced or electrolytic transfer process. Specific examples include, but are not limited to, ammonium peroxydisulfate, potassium peroxydisulfate, sodium peroxydisulfate, hydrogen peroxide, tertiary-butyl hydroperoxide, cumyl hydroperoxide, or their combinations with reducing agents such as sodium bisulfite, sodium formaldehyde sulfoxylate, and ferrous salts.

25 Generally, the initiator is present in an amount to at least partially if not completely initiate to polymerization of the monomers present in the aqueous-based medium such as to at least partially coat the modified carbon product with the polymerized monomer(s). Typical ingredients and levels will be apparent to one skilled in the art of emulsion polymerization.

 The modified carbon product, in order to be substantially encapsulated or coated with the
30 polymer during the emulsion polymerization, should be adequately dispersed in the aqueous-based medium. The modified carbon product can be dispersed by mechanical means such as by stirring in order to keep the modified carbon product substantially suspended in the aqueous-based medium and/or one or more surfactants can be added to the aqueous-based medium in order to stabilize the suspension. In addition, a dispersion aid can be applied onto the modified carbon products prior to

-13-

their introduction into the aqueous-based medium in order to provide a better dispersion in the aqueous-based medium. When the modified carbon product used has an attached organic group which is substituted with an ionic, ionizable, or polar group, generally, no surfactant or dispersion aid is used, or at the very least, a lower amount of surfactant and/or dispersion aid can be used. This is because the modified carbon product having an organic group with a substituted ionic, ionizable, or polar group is sufficiently water dispersible and thus no surfactant or dispersion aid is needed. Thus, this makes for an economical system for aqueous mediated polymerizations as well as provides uniform coverage, if desired, on the modified carbon products. In addition, with the use of the water dispersible modified carbon products, no stirring would be necessary either.

If a modified carbon product is used which is not as water dispersible as a modified carbon product having an organic group with an ionic, ionizable, or polar group, then a surfactant can be used to further stabilize the emulsion. Examples of surfactants which can be used include, but are not limited to, ethoxylated alcohols such as polyethylene glycol, SDS, SDMS, and/or anterox surfactants. The surfactant, if used, can be present in amounts ranging from about 0.01 to about 30, more preferably from about 0.1 to about 10, and most preferably from about 1 to about 5, based on the weight of the modified carbon product.

Conventional ingredients typically used with free radical polymerization reactions can also be present such as surface active agents (for aqueous media preparations such as suspension or emulsion techniques) and inhibiting or quenching agents (*e.g.*, quinones or hydroquinones), crosslinking agents such as divinylbenzene, as well as chain-transfer agents such as mercaptans, CBr_4 or other modifiers typically employed in free radical polymerizations and known to those skilled in the art of polymer synthesis and modification. The amounts of these various optional ingredients can vary depending upon the initiator, monomer, and modified carbon product used.

The emulsion polymerization, for example and in more detail, is preferably conducted where the aqueous-based medium, *e.g.*, water, and the modified carbon black are charged into a flask kept in a water bath at approximately 70°C. The flask is purged with nitrogen and then an initiator is added to the flask. The monomers are then introduced at a fixed rate into the reacting flask using a peristaltic pump, such as a Watson-Marlow peristaltic pump, or other suitable introduction means such as gravimetric devices, *e.g.*, either flow controlled or manually adjusted.

The reactions are allowed to proceed until completion such as for 10 hours, before the flask is cooled to room temperature. Optionally, before cooling, additional amounts of initiator can be added while stirring the flask at about 70°C to ensure complete polymerization of the monomer.

The polymer coated modified carbon products can then be separated from the aqueous-based medium and any unreacted monomers or by-products by any means such as filtering or evaporation, or

-14-

by other direct drying methods such as freeze drying and spray drying. Alternatively, the material can be allowed to settle once it is of sufficient coating weight and the aqueous supernatant can be decanted off. The residual wet solid can be dried using conventional techniques such as oven batch drying or continuous drying such as that achieved in fluidized bed dryers.

5 Preferably, the monomer(s) can be added at any rate, but preferably at rates such that the monomer(s) is completely added over a period from about 15 minutes to about 24 hours, more preferably from about 1 hour to about 10 hours, and most preferably from about 2 hours to about 5 hours in order to obtain an optimized coating on the modified carbon product.

10 The conditions for conducting the polymerizations described above can be optimized by a number of factors such as temperature, agitation, atmosphere in which the polymerization occurs, pressure, and the like. These factors and their effects would be the same or similar to the knowledge possessed by those skilled in the art with respect to general polymerizations and would be easily determinable in view of this knowledge coupled with the details provided herein. Preferably, as shown in the examples, the atmosphere is inert and the temperatures during polymerization are
15 somewhat dependent on the initiator system used. General polymerization factors and parameters, that can be applied to the present invention in view of the disclosure herein, are set forth in "The Chemistry of Free Radical Polymerization," G. Moad and D. Solomon, Pergamon Press, 1995, and "Principles of Polymerization," 2nd Ed., G. Odian, Wiley-Interscience Publ., 1981, both incorporated in their entirety by reference herein.

20 Polymer coated modified carbon products can also be formed by solvent based polymerization processes which are similar to the aqueous based polymerization procedures. Modified carbon products bearing groups that enhance dispersion in solvents, such as toluene, and/or allow for the grafting of the propagating polymer to the carbon products are preferred. Other examples of solvents include but are not limited to solvents having a low chain transfer constant, such as toluene, xylenes,
25 THF, and ethyl acetate.

 Examples of solvent-based polymerizations include, but are not limited to, solution polymerization and solution coating. With respect to solution coating, generally, once the polymerization is complete, the modified carbon product is added by any means and preferably is dispersed in the polymer solution for a time sufficient to at least partially coat the modified carbon
30 product with the polymer present in solution. Then, controlled separation of the solvent from the polymer and polymer coated modified carbon product occurs such as by controlled evaporation or precipitation into a non-solvent. The polymer coated modified carbon product is then subjected to drying for instance at 40°C under vacuum.

-15-

Thus, one type of solution coating process involves the preparation of a polymer in solution (e.g., a solvent), wherein the modified carbon product is then added to the polymer solution and the solvent containing the polymer is then removed, such as by evaporation or other means. The solvent used in the coating process is generally an organic solvent such as toluene but can include polar solvents such as methanol depending upon the nature of the polymer material intended to cover the modified carbon product.

In solution polymerization, the polymerization of the monomer(s) occurs *in situ* in the presence of the modified carbon product in an organic solvent. Other conventional ingredients typically used in such solvent-based polymerizations can also be present in conventional amounts. However, in free-radical polymerization, preferably the initiator is present in amounts higher than conventional.

In these types of polymerization processes, the solvent based solution contains free radical initiators as described above, and the desired monomer(s). In the case of a thermally induced initiation, the reaction solution is heated, e.g., to approximately 70° C for several hours. This type of polymerization is generally allowed to proceed until completion such as for 30 hours at 60° C under a nitrogen atmosphere. The final product would be collected using conventional recovery techniques, such as evaporative techniques.

The polymer coated modified carbon products of the present invention can also be prepared through a bulk polymerization. In this process, a polymerizable monomer is present along with the modified carbon products and an initiator. Generally, in this process, a controlled amount of initiator is present in order to have unreacted monomer remaining at all times in order to act as the solvent. First, in this type of process, no formal solvent needs to be present since the unreacted monomer acts as the solvent. The various types of monomers that can be used in this process include, but are not limited to, the monomers described earlier.

Also, the polymer coated modified carbon products of the present invention can be made by dispersing the modified carbon products in a latex formulation which, due to the dispersibility of the carbon products, will be coated and then can be separated by separating means known to those skilled in the art such as evaporation, freeze drying, spray drying, coagulation, centrifugation, filtration, and the like.

The polymer coated modified carbon products of the present invention can be used in a number of ways. In particular, the polymeric coated modified carbon products can be used in masterbatches which contain from low to high concentrations of carbon products, such as carbon black. The polymeric coated modified carbon products can be introduced into a masterbatch in the same manner as conventional carbon black is formed into a polymeric masterbatch. Alternatively, the

-16-

polymeric coated modified carbon products can themselves act as a highly concentrated or standard masterbatches in view of the amount of polymer already present and coated onto the modified carbon products.

5 With respect to using the polymer coated modified carbon products of the present invention as a component of masterbatches, the polymer coated modified carbon product is formed into a masterbatch just as conventional masterbatches are formed. Accordingly, the polymer coated modified carbon product can be added with standard masterbatch ingredients which may include waxes and polymers as well as other optional ingredients. When the polymer coated modified carbon products of the present invention are used to form masterbatches, generally, the amount of modified
10 carbon product present can be amounts traditionally used with conventional carbon products, such as carbon black, in masterbatches. However, with the polymer coated modified carbon products of the present invention, masterbatches with higher loadings of carbon products are possible and thus masterbatches of the present invention can contain from about 10 wt% to about 95 wt% or more carbon product, and more preferably from about 50 wt% to about 90 wt% carbon product, based on the
15 weight of the masterbatch.

 The modified carbon products of the present invention can be incorporated or dispersed in the polymer to form the polymeric product using any means which permit the introduction of conventional reinforcement agents, fillers, or colorants like carbon black. Examples include hopper feeding of the modified carbon product into an extruder such as a single screw or multi-screw extruder, or an
20 injection molder. Other means of introducing the modified carbon product into the polymer include mixers, like internal mixers, such as Banbury and Brabender mixers. Other means of introducing, and preferably dispersing the modified carbon product in the polymer include, but are not limited to, long continuous mixers, continuous compounding extruders (e.g., Buss Kneader), tumble blenders, pelletizers, and the like.

25 Since the polymer coated modified carbon products are capable of being well dispersed prior to coating each individual primary aggregate is preferably evenly coated. This allows for good surface wetting characteristics of the polymer coated modified carbon product in the matrix material it is diluted with. This effect results in superior dispersion characteristics when compared to the identical procedure carried out with untreated or conventional carbon products or with comparable commercial
30 masterbatches. Moreover, the ease at which these materials are prepared in view of the process for preparing masterbatches, makes the polymer coated modified carbon products superior additives. Additionally, since the modified carbon particles are located within discrete polymer coatings, and when the formulation of the coating resin is properly designed, unique properties can be attained which are not necessarily attained with a direct mixture of the polymer and the carbon particles. For

-17-

instance, properties such as reinforcement of rigid matrices can be attained when compared to materials having separate carbon particles and polymer compounded into them separately.

The polymer coated modified carbon products of the present invention have the ability to chemically interact with the polymer coating and this coating, when adequately formulated can also interact with the matrix polymer product in which it is introduced to. The interaction between modified carbon product and polymer coating has been described above. In the case of the coating resin interacting with the matrix polymer, the coated modified carbon products can attach to the polymer matrix, *e.g.*, graft onto the polymer matrix of the polymeric product. This ability can lead to improved properties such as impact strength and tensile strength. Other properties such as melt flow viscosities can be influenced in this way. Advantages of this method include but are not strictly limited to, the ability to produce materials of superior impact strength, controlled flow properties, beneficial material surface adhesion, and improved color characteristics. Another advantage of the present invention is improved UV stabilization of the polymeric products containing the polymer coated modified carbon products of the present invention. Figures 1 and 2 show the ability of a polymer coated modified carbon product to provide improved properties with respect to tensile and impact strength once the polymer coated modified carbon products are incorporated into a polymer matrix, like SAN. In these graphs, the "Sterling" is conventional carbon black and the "coated Sterling" is modified carbon black having attached-styrene groups and subsequently coated with about 20 nm of PS/BA/GMA polymer.

The polymeric products of the present invention, like any conventional polymer, can be formed and shaped into any desired article or shape.

Further, the polymeric products of the present invention include solvent-borne and solvent-free polymeric coatings as well as polymeric foams. With respect to polymeric coatings, typically an aqueous or non-aqueous medium will be present in amounts typically found with respect to conventional polymeric coatings. With respect to polymeric foams, typically a foaming agent will be present in amounts conventionally found with respect to conventional polymeric foams.

The polymeric products of the present invention can include additional conventional ingredients typically found in polymers such as anti-oxidants, stabilizers (*e.g.*, light/UV and thermal types), plasticizers, fillers, impact modifiers, lubricants, biocides, flame retardants, process modifiers, antistatic agents, blowing (foaming) agents, colorants, antimicrobials, antiblocking agents, organic peroxides, optical brighteners, coupling agents, compatibilizers, process acids, mold release aids, tack additives, viscosity suppressants, reactive additives fibers, antifogging agents, antihazing agents, bacteriocides, conductivity agents, cross-linking agents, delustering agents, dispersants, flexibilizers, flow control agents, fluorescent agents, fusion promoters, mildewcides and fungicides, nucleating

-18-

agents, organic chelating agents, surface treatments, and the like, or other materials as described in Plastic Additives and Modifiers Handbook, Jesse Edenbaum, Ed., pp. 193-1086 (1992), incorporated herein by reference.

5 The polymer coated modified carbon products preferably have improved properties compared to untreated carbon black and/or the polymers themselves which are coated onto the carbon product when added to a polymeric product. For instance, polymeric products containing the polymer coated modified carbon products of the present invention preferably have improved impact properties and/or tensile properties compared to polymeric products containing untreated carbon black.

10 In more detail, the polymer coated modified carbon products are capable of improving ultimate impact strength of resins such as SAN (styrene acrylonitrile) when compared to SAN containing unmodified carbon black and rubber reinforcing agents. Other advantages include the ability to act as easily (low shear) dispersible colorants or reinforcing agents when compared to conventional masterbatches with controlled viscosity and better colour characteristic. Alternatively, if the resultant weight percentage of modified carbon product in a resin produced in situ is in the range of
15 0.01 % wt to 3.0 % wt., the resin can be considered a direct letdown material with excellent dispersion characteristics without the use of shear intensive mixing.

Besides modified carbon products, modified pigments other than carbon products can be used as well to form polymer coated modified pigments. For purposes of the present invention, modified pigments would encompass all types of pigments capable of having at least one organic group attached
20 thereto. The details of the formation and applications of the polymer coated modified carbon product described earlier applied equally here to the modified pigments as well. The colored pigment is any pigment which can be modified with the attachment of an organic group, like an aromatic group or an alkyl group. The colored pigments other than carbon products include, but are not limited to, black, blue, white, cyan, green, violet, magenta, red, yellow, tones and/or shades thereof as well as mixtures
25 thereof. Suitable classes of colored pigments include, but are not limited to, anthraquinones, phthalocyanine blues, phthalocyanine greens, diazos, monoazos, pyranthrones, perylenes, heterocyclic yellows, quinacridones, and (thio)indigoids. Specific examples and further information concerning the colored pigments and methods of making colored pigments with attached organic groups are described in U.S. Patent No. 5,837,045 and PCT Publication No. WO 97/47699, both incorporated in their
30 entireties by reference herein.

The polymer coated modified carbon products and pigments can be used in rubber and elastomeric compositions according to the present invention. Rubbers suitable for use with the present invention are natural rubber and its derivatives such as chlorinated rubber. The modified pigment products of the invention may also be used with synthetic rubbers such as: copolymers of from about

-19-

10 to about 70 percent by weight of styrene and from about 90 to about 30 percent by weight of butadiene such as copolymer of 19 parts styrene and 81 parts butadiene, a copolymer of 30 parts styrene and 70 parts butadiene, a copolymer of 43 parts styrene and 57 parts butadiene and a copolymer of 50 parts styrene and 50 parts butadiene; polymers and copolymers of conjugated dienes such as polybutadiene, polyisoprene, polychloroprene, and the like, and copolymers of such conjugated dienes with an ethylenic group-containing monomer copolymerizable therewith such as styrene, methyl styrene, chlorostyrene, acrylonitrile, 2-vinyl-pyridine, 5-methyl 2-vinylpyridine, 5-ethyl-2-vinylpyridine, 2-methyl-5-vinylpyridine, alkyl-substituted acrylates, vinyl ketone, methyl isopropenyl ketone, methyl vinyl ether, aliphatic methylene carboxylic acids and the esters and amides thereof such as acrylic acid and dialkylacrylic acid amide; also suitable for use herein are copolymers of ethylene and other high alpha olefins such as propylene, butene-1 and pentene-1.

The rubber composition of the present invention can therefore contain at least one elastomer, curing agents, reinforcing filler, a coupling agent, and, optionally, various processing aids, oil extenders, and antidegradents. In addition to the examples mentioned above, the elastomer can be, but is not limited to, polymers (e.g., homopolymers, copolymers, and terpolymers) manufactured from 1,3 butadiene, styrene, isoprene, isobutylene, 2,3-dimethyl-1,3 butadiene, acrylonitrile, ethylene, propylene, and the like. It is preferred that these elastomers have a glass transition point (T_g), as measured by DSC, between -120° C and 0° C. Examples of such elastomers include poly(butadiene), poly(styrene-co-butadiene), poly(isoprene), styrene-butadiene rubber (SBR), natural rubber, and their oil-extended derivatives. Blends of any of the foregoing may also be used.

Elastomeric compositions disclosed in the present invention and which can be prepared include, but are not limited to, vulcanized compositions (VR), thermoplastic vulcanizates (TPV), thermoplastic elastomers (TPE) and thermoplastic polyolefins (TPO), TPV, TPE, and TPO materials are further classified by their ability to be extruded and molded several times without loss of performance characteristics.

The elastomeric composition may include one or more curing agents such as, for example, sulfur, sulfur donors, activators, accelerators, peroxides, and other systems used to effect vulcanization of the elastomer composition.

The resultant elastomeric compounds containing the modified pigment, and preferably modified carbon black of the present invention and optionally containing one or more coupling agents may be used for various elastomeric products, including tires and components thereof, such as a tread compound, undertread compound, sidewall compound, wire skim compound, innerliner compound, bead, apex, any compound used in carcass and other components for vehicle tires, industrial rubber products, seals, timing belts, power transmission belting, and other rubber goods.

-20-

Advantageously, the modified pigment products, and especially the modified carbon black products of the present invention can impart improved abrasion resistance and/or reduced hysteresis to rubber or elastomeric compositions containing them.

The present invention will be further clarified by the following examples, which are intended
5 to be purely exemplary of the present invention.

EXAMPLES

In each of the Examples, S represents Sterling® carbon black; R represents Regal® carbon blacks; "nf" represents an organic group attached; the first number represents the thickness of the
10 polymer coating on the carbon product and the second number represents the amount of carbon black and any polymer coated onto the carbon black as a percent by weight of the polymer matrix with filler. For instance, R-nf-0-50 would mean Regal carbon black which was untreated (no organic groups attached) and 0 is the polymer coating thickness and 50 is the amount of carbon product by weight percent.

Example 1

Homopolymers of styrene (PS), acrylonitrile (PAN) and glycidyl methacrylate (PGMA), and a
15 terpolymer of the three of them (PS/AN/GMA) were prepared by solution polymerisation in toluene at a solvent to monomer ratio of 70:30 by weight. AZBN was used as the initiator at a level of 0.1% by weight of monomer. The polymerisation was allowed to proceed for 16 hours at 60 °C under a
20 nitrogen atmosphere. The resulting polymers were separated and purified by precipitation into a large excess of petroleum ether (60/80) and dried at 40 °C under vacuum to constant weight. The comonomer compositions used are given in Table 1.

Table 1. The compositions of the styrene, acrylonitrile and glycidyl methacrylate used in individual polymerization's.

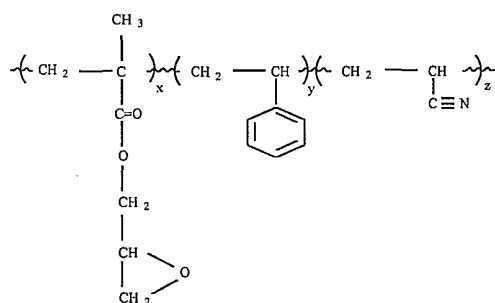
Abbreviation	Compound	wtS %(a)	wtAN%(b)	wtGMA%(c)
PS	Polystyrene	100	0	0
PAN	Polyacrylonitrile	0	100	0
PGMA	Polyglycidyl methacrylate	0	0	100
PS/AN/GMA	Terpolymer	72	23	5

(a) wtS % is the percentage weight of styrene in the total monomer mixture

5 (b) wtAN % is the percentage weight of acrylonitrile in the total monomer mixture

(c) wtGMA % is the percentage weight of glycidyl methacrylate in the total monomer mixture

The structure of the terpolymer prepared had the following structure:



10

Coating of the carbon black or the modified carbon black particles was achieved via a solution evaporation method. There were three main steps in the procedure for coating the particles: first, the dissolution of the terpolymer (PS/AN/GMA) in a suitable solvent (100:5 wt% solvent:wt% terpolymer); next, the dispersion of the washed particles into the solution; and finally, the controlled evaporation of the solvent. The dispersion of the particles into the toluene-dissolved copolymer was carried out using a Silverson L4R high-shear mixer. The solvent was removed from the mixture under water pump vacuum using a rotary-film evaporator at 70° C. Three different samples were prepared from each carbon black grade or modified carbon black. In all cases, a free-flowing powder was obtained. Table 2A shows the mass of terpolymer used to prepare the coated samples relative to 1 g of carbon black or modified carbon black.

15

20

-22-

Table 2A. Coated samples indicating the mass of terpolymer used in their preparation with respect to 1 g of carbon black.

Sample Number	Carbon Black(a)	Attached Group	Mass of Terpolymer / g	w _{tp} (b)
1A	REGAL 80-N®	None	0.21	0.174
1B	REGAL 80-N®	None	0.41	0.291
1C	REGAL 80-N®	None	0.63	0.387
2A	REGAL 80-A®	-C ₆ H ₄ NH ₂	0.20	0.167
2B	REGAL 80-A®	-C ₆ H ₄ NH ₂	0.41	0.291
2C	REGAL 80-A®	-C ₆ H ₄ NH ₂	0.61	0.379
3A	STERLING 4620-N®	None	0.29	0.225
3B	STERLING 4620-N®	None	0.61	0.379
3C	STERLING 4620-N®	None	0.86	0.462
4A	STERLING 4620-A®	-C ₆ H ₄ NH ₂	0.29	0.225
4B	STERLING 4620-A®	-C ₆ H ₄ NH ₂	0.56	0.359
4C	STERLING 4620-A®	-C ₆ H ₄ NH ₂	0.81	0.448

5 (a) all commercially available grades of carbon black from Cabot Corporation

(b) w_{tp} is the mass fraction of terpolymer to carbon black;

$$w_{tp} = \frac{\text{mass of terpolymer}}{\text{mass of terpolymer} + \text{mass of carbon black}}$$

10 DSC experiments were performed on the coated and uncoated particles. The normalised changes in heat flow, $\Delta H_{f, \text{nor}}$, at the T_g clearly show that the terpolymer has been efficiently coated onto the particles.

Example 2

15 Investigations were carried out on the use of emulsion polymerisation techniques for *in situ* formation of polymer on the surface of modified carbon black. Styrene was selected as the monomer and 4,4'-azobis(4-cyanopentanoic acid) as the initiator. The carbon black was Sterling® 4620 grade (Cabot Corporation) with -C₆H₄SO₃Na groups attached to the carbon black.

Three emulsion polymerization's were carried out, with the only difference being the amount of initiator used. The formulations used are given in Table 2B. The amount of polymer used was calculated to give a 20 nm coating, based upon the surface area and volume of the equivalent non-porous sphere with the same diameter as the modified carbon black.

5

Table 2B. Formulations used in the emulsion polymerization's.

Component	Mass of component / g		
	E1(a)	E2(a)	E3(a)
Deionised water	25	25	25
Styrene	1.25	1.25	1.25
Sterling (-C ₆ H ₄ SO ₃ Na)	10	10	10
4,4'-Azobis(4-cyanopentanoic acid)	0.0007	0.0312	0.3125

(a) E1, E2 and E3 denotes the three different emulsion polymerization's performed.

10 The polymerization's were performed under nitrogen in a 5-necked flanged reaction flask at 70 °C. Accurate weights of modified carbon black were dispersed in water (20 g) in the reaction flask. The contents of the reaction flask were stirred continuously and a flow of nitrogen gas was established to maintain an inert atmosphere. After the contents of the flask attained bath temperature, a solution of the initiator in water (5 g) was added. The total quantity of monomer was then added via a dropping
 15 funnel over a period of 15 minutes. After 5 hours the reaction flask was cooled to room temperature and filtered through a No. 4 sinter. The product was dried under vacuum at 60 °C.

For the reactions using the lowest amounts of initiator (E1 and E2), unpolymerised monomer could be seen as a second layer on the water and a strong smell of styrene was also evident. For the reaction with the highest amount of initiator (E3), unreacted monomer was not detected. The E2
 20 polymerisation was repeated, but excluding the modified carbon black; this reaction yielded a latex. The reaction products were analysed by DSC in a temperature range 0 to 200 °C

Cyclac SAN 29283 was blended with the two grades (Regal 80® and Sterling 4620® carbon black) of the coated and uncoated modified carbon blacks. The compounding was carried out using a Banbury mixer with the mixing conditions summarised in Table 3. The prepared compounds and their
 25 analytical data are summarised in Table 4.

Table 3. Banbury mixing conditions

Parameter	Value
Rotor Speed	175 rpm
Start Temperature	80 °C
Ram Pressure	3 kg cm ⁻²
Time Flux	83 s
Flux Temperature	135 °C
Post Flux Mixing Time	90 s
Drop Temperature	160 °C

Processing of the compounds into sheets was carried out by conventional compression
5 moulding at 150° C. Tensile specimens were prepared by cutting 3 mm thick moulded sheets with a
bandsaw into 150 mm x 25 mm x 3 mm strips. These strips were machined into dumb-bell samples to
ASTM D638 standard using a routing machine and then polished to remove any surface and edge
flaws. Impact specimens were cut from 6 mm thick sheets into 150 mm x 25 mm x 6 mm strips. The
specimens were polished and notched to various depths using a milling machine and the notches
10 sharpened by sliding a new razor blade across the notch root just prior to testing. The impact
specimens were prepared and tested according to ASTM D5045-95.

Table 4. Blend data

Sample Number	Theoretical CB content %	Ash content N2/900°C %	MFI at 5 kg, 230°C g/10min	Screen 40 mesh Specs	Screen 100 mesh specs	Weight g
5A R-nf-0-50	34.4	34.58	6.2	4	18	1790
5B R-nf-0-30	20.6	20.58	11.9	3	29	1250
5C R-nf-0-10	6.9	6.93	13.8	4	8	730
6A S-nf-0-50	34.4	34.27	3.6	8	27	1820
6B S-nf-0-30	20.6	20.47	12.0	3	6	1060
6C S-nf-0-10	6.9	6.80	14.9	3	13	850
7A R-NH ₂ -20-50	34.4	34.87	1.3	not done	not done	340
7B R-NH ₂ -20-30	20.6	21.10	7.9	6	>200	1270
7C R-NH ₂ -20-10	6.9	6.49	12.0	5	>200	1030
8A S-NH ₂ -20-50	34.4	34.73	0.2	not done	not done	330
8B S-NH ₂ -20-30	20.6	20.71	5.3	9	>300	1170
8C S-NH ₂ -20-10	6.9	6.67	11.5	9	>250	1050
9 SAN 1 Banbury pass	0	0.009	15.3	n.a.	n.a.	1260
10 Cicolac SAN 29283	0	n.a.	13.5	n.a.	n.a.	n.a.

Example 3

- 5 Studies were carried out in order to synthesise a terpolymer (PS/BA/GMA) of styrene, butyl acrylate and glycidyl methacrylate with a lower T_g than the one described in Example 1.

Styrene (Aldrich, 98%) was washed several times with 10% sodium hydroxide solution in a separating funnel, then several times with distilled water. The inhibitor-free monomer was dried over

-26-

anhydrous calcium chloride before being distilled under nitrogen at reduced-pressure. Butyl acrylate (Aldrich, 97%) was washed several times with 2% sodium hydroxide solution in a separating funnel, then several times with distilled water. The inhibitor-free monomer was dried over anhydrous calcium chloride before filtering off. Azo-bis(isobutyronitrile) (AZBN) was purified by forming a saturated solution in toluene at 30 °C and then cooling the solution to 0 °C in an ice-water bath. Glycidyl methacrylate (Aldrich, 97%) was used as supplied.

The terpolymer was prepared by solution polymerisation in toluene at an initial solvent to monomer ratio of 70:30 by weight. AZBN was used as the initiator at a level of 0.1% by weight of monomer. The polymerisation was allowed to proceed with stirring for 30 hours at 60 °C under a nitrogen atmosphere. Two different terpolymers were prepared with different comonomer composition.

Table 5 shows the comonomer compositions used.

Table 5. The compositions of butyl acrylate (BA), styrene (S) and glycidyl methacrylate (GMA) used in the polymerization's.

Terpolymer	wt _{BA} %(a)	wt _S %(b)	wt _{GMA} %(c)
(PS/BA/GMA) ₁	70	25	5
(PS/BA/GMA) ₂	90	5	5

(a) wt_{BA} % is the percentage weight of butyl acrylate in the total monomer mixture

(b) wt_S % is the percentage weight of styrene in the total monomer mixture

(c) wt_{GMA} % is the percentage weight of glycidyl methacrylate in the total monomer mixture.

Table 6. The yield of the polymerisation reactions and the composition of butyl acrylate (BA), styrene (S) and glycidyl methacrylate (GMA) of the resulting terpolymers.

Terpolymer	Yield / %	wt _{BA} %(a)	Wt _S %(b)	wt _{GMA} %(c)
(PS/BA/GMA) ₁	58	40	53	7
(PS/BA/GMA) ₂	63	95	2	3

(a) wt_{BA} % is the percentage weight of butyl acrylate in the terpolymer

(b) wt_S % is the percentage weight of styrene in the terpolymer

(c) wt_{GMA} % is the percentage weight of glycidyl methacrylate in the terpolymer

-27-

The terpolymer (PS/BA/GMA)₁ shows a T_g at 14° C while the terpolymer (PS/BA/GMA)₂, which has greater amount of butyl acrylate, has a T_g at -30° C.

5 Terpolymer (PS/BA/GMA)₂ was selected as the one for coating the carbon black or modified carbon black particles due to its low T_g (-30° C). The coating was carried out via the solution evaporation method using the same procedure as described in the previous report. The various particles were dispersed into the as-prepared terpolymer solution, followed by the controlled evaporation of the solvent. The coating of the samples, resulted in a 20 nm thick coat and a hard solid after drying at 40° C under vacuum.

10 The coated samples were characterised by DSC which show similar traces to that of the terpolymer exhibiting a single T_g around -30° C.

Large quantities (~800 g) of the polymer-coated modified carbon blacks were prepared from the solution evaporation method. The polymer used for the coating was the terpolymer (PS/BA/GMA)₂ of styrene, butyl acrylate and glycidyl methacrylate. The targeted coating thickness of the modified carbon blacks with the specially-synthesised terpolymer was 20 nm. A mortar was used for grinding the coated, modified carbon blacks into fine powders. The coated, modified carbon blacks were subsequently compounded with SAN.

20 Cycolac SAN 29283 was blended with the two grades (Regal 80® and Sterling 4620® carbon blacks) of coated and uncoated carbon blacks. The compounding was carried out using a Banbury mixer with the mixing conditions summarised in Table 7. The prepared compounds and their analytical data are summarised in Table 8.

CPI carried out the injection moulding of tensile specimens, according to ISO R527 type II, for some of the formulations described in Table 8.

Table 7. Banbury mixing conditions.

Parameter	Value
Rotor Speed	175 rpm
Start Temperature	80 °C
Ram Pressure	3 kg cm ⁻²
Time Flux(a)	35 - 60 s
Flux Temperature(a)	120 - 150 °C
Post Flux Mixing Time	90 s
Drop Temperature(a)	165 - 190 °C

25 (a) Value dependent on mixed formulation

-28-

Table 8. Blend data

Sample Number	Theoretical CB content %	Ash content N ₂ /900°C %	MFI at 5 kg, 230°C g/10min	Screen 40 mesh Specs	Screen 100 mesh specs	Weight g
R-nf-0-50	34.4	not done	not done	Not done	not done	610
R-nf-0-30(a)	20.6	20.5	11.1	3	45	605
S-nf-0-50	34.4	not done	not done	Not done	not done	640
S-nf-0-30(a)	20.6	20.4	8.5	2	35	870
R-NH ₂ -20(BA)-50	34.4	36.4	1.3	Not done	not done	350
R-NH ₂ -20(BA)-30(a)	20.6	22.0	7.0	6	120	870
R-NH ₂ -20(BA)-10(a)	6.9	7.2	14.9	6	120	670
S-NH ₂ -20(BA)-50	34.4	34.0	1.4	Not done	not done	350
S-NH ₂ -20(BA)-30(a)	20.6	20.3	8.5	0	20	900
S-NH ₂ -20(BA)-10(a)	6.9	6.6	18.7	2	30	650

(a) Compositions also injection moulded

Example 4

5 Investigations were also carried out on the use of emulsion polymerisation techniques for the *in situ* formation of polymer on the surface of modified carbon blacks. Using two different monomers, styrene and butyl acrylate, and two different initiators, 4,4'-azobis(4-cyanopentanoic acid) and ammonium persulphate. The carbon black used was Sterling 4620 grade with -C₆H₄SO₃Na groups attached.

10 The materials used in the emulsion polymerization's were styrene (Aldrich, 98%), butyl acrylate (Aldrich, 97%) (purified as described in Section 3.1.1), deionised water which was boiled under a N₂ atmosphere in order to eliminate dissolved O₂, modified carbon black which was washed with methanol and dried to constant weight, and the initiators, 4,4'-azobis (4-cyanopentanoic acid) (Aldrich, 75+%) and ammonium persulphate (Aldrich, 99.0%), both used as supplied.

Thirty emulsion polymerization's were carried out in total for the three monomer / initiator combinations studied. The difference between reactions within each combination was the level of initiator used. The combinations studied were as follows:

- a) Styrene / 4,4'-azobis(4-cyanopentanoic acid)
- b) Styrene / ammonium persulphate
- c) Butyl acrylate / ammonium persulphate

The polymerization's were performed in a sealed system at 70° C. The calculation of the amount of polymer to be formed to give a 20 nm coating was based upon the surface area and volume of the equivalent non-porous sphere with the same diameter as the functionalised carbon black. The polymerization's were carried out as follows.

A reaction flask was initially charged with water (25 g) and modified carbon black (10 g). The contents of the reaction flask were stirred continuously and a flow of nitrogen established. After the contents of the flask attained bath temperature, a solution of the initiator in water (5 g) was added and the system sealed. The total quantity of monomer was then added via a dropping funnel over a period of 15 minutes. After 10 hours the reaction flask was cooled to room temperature and the reaction product collected by filtration through a No. 4 sinter, followed by drying under vacuum at 60 °C. Before filtering an aliquot was removed in order to calculate the conversion of the reaction using gas-liquid chromatography (GLC).

The formulations used in the emulsion polymerization's are given in Tables 9, 10 and 11.

GLC was used to determine the amount of unreacted monomer in the aliquot removed after reaction in order to calculate the conversion level of the emulsion polymerisation. Anala R methanol was added to the aliquot in order to induce the miscibility of the water and monomer. GLC was carried out using a Perkin-Elmer Autosystem Gas Chromatograph. Quantitative analysis was carried out using propan-1-ol as an internal standard.

Table 9. Formulation used in the emulsion polymerization's of the styrene / 4,4'-azobis(4-cyanopentanoic acid) combination.

Component	Mass of component / g
	E1 - E11
Deionised water	30
Styrene	1.25
Sterling (-C ₆ H ₄ SO ₃ Na)	10
4,4'-Azobis(4-cyanopentanoic acid)	0.0007 - 1(a)

(a) Initiator content varies between 0.0007 and 1.0000 g for the 11 reactions carried out.

-30-

Table 10. Formulations used in the emulsion polymerization's of the styrene / ammonium persulphate combination.

Component	Mass of component / g		
	E12	E13	E14
Deionised water	30	30	30
Styrene	1.29	1.28	1.26
Sterling (-C ₆ H ₄ SO ₃ Na)	10	10	10
Persulphate	0.33	0.66	1.00
Remaining monomer	0.96	0.64	0.57
Conversion / % (a)	26	50	55

(a) Determined by Gas-Liquid Chromatography (GLC)

5

Table 11. Formulations used in the emulsion polymerization's of the butyl acrylate / ammonium persulphate combination.

Component	Mass of component / g			
	E15	E16	E17	E18
Deionised water	30	30	30	180
Butyl acrylate	1.49	1.26	1.3	7.92
Sterling (-C ₆ H ₄ SO ₃ Na)	10	10	10	60
Persulphate	0.32	0.45	0.65	4.08
Remaining monomer	0.99	0.71	None	None
Conversion / % (a)	33	43	100	100

(a) Determined by Gas-Liquid Chromatography (GLC).

10

IR spectroscopy was used to detect the presence of polymer in the emulsion polymerisation products. The sedimentation of the emulsion polymerisation products was used as another indicator of the success of the polymerisation reaction. Therefore, this indicates the polymer formed homogeneously on the modified carbon black particles in the successful emulsion polymerization's.

15

Example 5

Investigations were also carried out on the emulsion routes:

a) Emulsion polymerisation routes using:

1) a single monomer, butyl acrylate (BA)

5 2) a mixture of monomers, butyl acrylate (BA) and allyl methacrylate (ALMA). The effect of the relative monomer ratio has also been analysed.

b) Variation of the coating thickness on the carbon black or modified carbon black.

Deionised water, which was boiled under a N₂ atmosphere in order to eliminate dissolved O₂, was used in all preparations. The two monomers used were butyl acrylate (BA, Aldrich, 97%) and
10 allyl methacrylate (ALMA, Aldrich, 98%). Butyl acrylate was used after being washed several times with 2% sodium hydroxide. Allyl methacrylate was used as supplied. The modified carbon black (Sterling 4620® carbon black with attached -C₆H₄SO₃Na groups, and attached -C₆H₄CH=CH₂ groups) was washed with methanol and dried to constant weight, and the initiator, ammonium persulphate (Aldrich, 99.0%) was used as supplied. Polymerizations were carried out using a form of semi-
15 continuous emulsion polymerisation.

The water and modified carbon black were charged in a round-bottomed flask kept in a water bath at 70° C. The flask was purged with nitrogen. After the mixture had reached bath temperature, the initiator was added and the monomers were pumped at a fixed rate into the reactor using a Watson-Marlow peristaltic pump. The reactions were allowed to proceed for 10 hours before cooling to room
20 temperature and filtering through a No. 4 sinter and drying under vacuum at 60° C. Extra initiator in water was added after 3 hours reaction time for preparing coating of thickness greater than 15 nm.

Emulsion polymerisation products were analysed by weight-loss and extraction experiments, gas-liquid chromatography (GLC) and differential scanning calorimetry (DSC). A gravimetric method, based on weight loss of the sample, and an extraction experiment were used to calculate
25 quantitatively the amount of polymer present in the samples. These methods are the followings:

a) Furnace method

In this method the well-dried emulsion polymerisation product was kept in a furnace at 550° C for 3 hours in order to degrade the polymer. Samples of the uncoated modified carbon black were also treated under the same conditions.

30 b) Extraction method

In this method the well-dried emulsion polymerisation product was extracted with chloroform. The Soxhlet extractions were carried out for 3 hours at the boiling point of the chloroform. Samples of the uncoated modified carbon black were also treated under the same conditions.

-32-

Gas-liquid chromatography (GLC) was used to determine the amount of unreacted monomer. GLC was carried out using a Perkin-Elmer 8500 Gas Chromatograph. Solutions (1 μ l) were injected at an inlet pressure of 7.0 psi into a Carbowax 20M column (length 25 m, inside diameter 0.3 mm). The temperature of the oven was increased from 60 to 160° C at a rate of 7° C min⁻¹. For this technique an aliquot was removed from a reaction in order to calculate the conversion level in the emulsion polymerisation. AnalaR methanol was added to the aliquot in order to induce the miscibility of the water and monomer. Quantitative analysis was carried out using propan-1-ol as an internal standard.

DSC experiments were performed on the reaction products in order to detect the polymer. Experiments were performed under nitrogen at a heating rate of 20° C min⁻¹ using a DuPont Thermal Analyst 2000 instrument with a DuPont 910 cell base fitted with a DSC cell. Before analysis, the products were well dried in a vacuum oven at 40° C to constant weight.

Several emulsion polymerization's were carried out with different monomer compositions. Modified carbon black (Sterling® carbon black with attached -C₆H₄SO₃Na and -C₆H₄CH=CH₂ groups) was used in all the emulsion polymerization's due to its excellent water dispersibility. The targeted coating thickness was 10 nm in all cases. Three representative examples of the emulsions polymerization's carried out are shown in Table 12.

Table 12. Formulations used for the 10 nm coating thickness of modified carbon blacks

(-C₆H₄SO₃Na/-C₆H₄CH=CH₂) groups.

Component	Mass of component / g		
	E1 0 mol% ALMA 100 mol% BA	E2 1 mol% ALMA 99 mol% BA	E3 2 mol% ALMA 98 mol% BA
Deionised water	300	300	300
BA	7.83	7.42	7.49
ALMA	-	0.11	0.19
Sterling	60	60	60
Persulphate	3.92	3.83	3.95
Remaining BA	None	None	None
Remaining ALMA	-	None	None
Conversion / % (a)	100	100	100

(a) Determined by Gas-Liquid Chromatography (GLC).

-33-

In these studies butyl acrylate was used due to the rubbery nature of the homopolymer. ALMA was also introduced in some of the reactions to provide crosslinking. The crosslinking can increase the shear resistance by decreasing the movement of polymer molecules and prevents loss of the coating during blending. Additionally, the double bond functionality introduced in the modified carbon black can also participate in the reactions.

The results obtained from the weight-loss and extraction experiments are reported in Table 13.

Table 13. Results from the weight-loss and extraction experiments for the emulsion polymerization's in Table 12.

Method	Loss / %	Weight loss / %			
		E1 0mol% ALMA 100 mol% BA	E2 1mol% ALMA 99mol% BA	E3 2mol% ALMA 98mol% BA	Sterling - C ₆ H ₄ SO ₃ Na/ -C ₆ H ₄ CH=CH ₂
Extraction	Overall Loss / %(a)	6.6	4.7	3.1	2.8
	Polymer Loss / %(b)	3.8	1.9	0.3	-
Furnace	Overall Loss / %(a)	22.6	22.5	22.3	15.7
	Polymer Loss / %(b)	6.9	6.8	6.6	-
Theoretical 1	Polymer Loss / %(c)	11.5	11.1	11.3	-

$$(a) \text{ Overall loss / \%} = \frac{\text{Initial weight (g)} - \text{Final weight (g)}}{\text{Initial weight (g)}} \times 100$$

$$(b) \text{ Polymer loss / \%} = \text{Overall loss (\%)} - \text{Overall loss of CB (\%)}$$

$$(c) \text{ Theoretical polymer content / \%} = \frac{g_{BA} + g_{ALMA}}{g_{CB} + g_{BA} + g_{ALMA}} \times 100$$

-34-

With the selected polymer coating composition (98 mol% BA / 2 mol% ALMA), the effect of varying the polymer coating thickness was investigated. Several emulsion polymerization's of Sterling® carbon black having attached (-C₆H₄SO₃Na/-C₆H₄CH=CH₂ groups) with a comonomer composition of 2 mol% ALMA, 98 mol% BA were carried out. Table 3 shows the compositions of
5 the most representative polymerization's.

E6 polymerization did not go to complete reaction with the amount of initiator used, indicating that the addition of an extra initiator was necessary for the emulsion polymerization's with a coating thickness of 20 nm or higher.

Table 14. Formulations used for the coating of Sterling® carbon black having attached $(-C_6H_4SO_3Na/-C_6H_4CH=CH_2)$ groups with a comonomer composition of 2 mol% ALMA, 98 mol% BA.

Component	Mass of component / g							
	E4 (10 nm)(a)	E5 (15 nm)	E6 (20 nm)	E7 (20 nm)	E8 (30 nm)	E9 (35 nm)	E10 (65 nm)	E11 (no black)
Deionised water	50	50	50	50	50	50	50	50
BA	1.32	1.94	2.66	2.69	4.31	5.44	11.86	2.67
ALMA	0.03	0.04	0.06	0.06	0.09	0.13	0.26	0.06
Sterling	10	10	10	10	10	10	10	-
Persulphate	0.72	0.65	0.65	0.68 (c)	0.72(c)	0.72(c)	0.71(c)	0.66
Remaining BA(b)	None	None	0.37	None	None	None	None	None
Remaining ALMA(b)	None	None	None	None	None	None	None	None
Conversion / % (b)	100	100	86	100	100	100	100	100

(a) Figures in parentheses are targeted coating thicknesses.

(b) Determined by Gas-Liquid Chromatography (GLC).

(c) 0.41 g added after 3 hours of reaction.

Table 15. Results from the weight-loss and extraction experiments for the emulsion polymerization's in Table 3.

Method	Loss / %	Weight loss / %							
		E4 (10nm)(a)	E5 (15 nm)	E6 (20 nm)	E7 (20 nm)	E8 (30 nm)	E9 (35nm)	E10 (65 nm)	Sterling -C ₆ H ₄ SO ₃ Na/ -C ₆ H ₄ CH=CH ₂
Extraction	Overall Loss / %(b)	3.2	4.6	4.7	5.1	7.1	8.0	9.3	2.8
	Polymer Loss / %(c)	0.4	1.8	1.9	2.3	4.3	5.2	6.5	-
Furnace	Overall Loss / %(b)	22.2	22.9	24.1	29.54	33.04	41.32	59.49	15.7
	Polymer Loss / %(c)	6.5	7.2	8.4	13.8	17.34	25.62	43.79	-
Theoretical	Polymer Loss / %(d)	11.9	16.5	18.4	21.6	30.5	35.77	54.8	-

(a) Figures in parentheses are targeted coating thicknesses.

(b)
$$\text{Overall loss} / \% = \frac{\text{Initial weight (g)} - \text{Final weight (g)}}{\text{Initial weight (g)}} \times 100$$

(c)
$$\text{Polymer loss} / \% = \text{Overall loss} (\%) - \text{Overall loss of CB} (\%)$$

(d)
$$\text{Theoretical polymer content} / \% = \frac{\text{g}_{\text{BA}} + \text{g}_{\text{ALMA}}}{\text{g}_{\text{CB}} + \text{g}_{\text{BA}} + \text{g}_{\text{ALMA}}} \times 100$$

Example 6

From the studies of the different emulsion polymerization's E3 in Example 5 was selected as the formulation to be scaled up for large-scale emulsion polymerisation.

Two batches (~450 g) of the polymer-coated modified carbon black were prepared from carbon black having attached $\text{-C}_6\text{H}_4\text{SO}_3\text{Na/-C}_6\text{H}_4\text{CH=CH}_2$ groups via the emulsion polymerisation method. The monomers used for the coating were butyl acrylate (BA) and allyl methacrylate (ALMA). The targeted coating thickness was 10 nm. The polymerisation procedure was as described above. After the reaction, the products obtained were filtered off, dried and ground into fine powders. Characterisation of the products was carried out by gas liquid chromatography (GLC), differential scanning calorimetry (DSC) and thermogravimetry (TG). GLC indicated the reaction was complete; DSC showed the T_g of the polymer at -43°C . TG gave a weight loss of approximately 10.5 %.

After characterisation the two batches were mixed together and subsequently compounded with SAN. The composition details of the polymer-coated modified carbon black are given in Table 16.

Table 16. Composition details of the polymer-coated modified carbon black.

Sample Code	Carbon Black Grade	Group Attached	Carbon Black Content / %	Polymer Content / %
E-100A-10	Sterling® 4620	$\text{-C}_6\text{H}_4\text{SO}_3\text{Na /}$ $\text{-C}_6\text{H}_4\text{CH=CH}_2$	88.6	11.4

Cyclac SAN 29283 was blended with the coated modified carbon black. The compounding was carried out using a Banbury mixed with the mixer conditions summarized in Table 17. The prepared compounds and their analytical data are summarised in Table 18.

Table 17. Banbury mixing conditions of SAN with the coated nidufued carbon black .

Parameter	Value
Rotor Speed	175 Rpm
Start Temperature	80 °C
Ram Pressure	3 Kg cm ⁻²
Time Flux ^(a)	55 - 140 S
Flux Temperature ^(a)	145 - 170 °C
Post Flux Mixing Time	90 S
Drop Temperature ^(a)	160 - 190 °C

(a) Value dependent on mixed formulation

5

Table 18. Blend data.

Product Code	Theoretical CB content %	Ash content N2/900°C %	MFI at 5 kg, 230°C g/10min	Screen 40 mesh Specs	Screen 100 mesh specs
E-100A-10-50	34.4	33.6	1.3	not done	not done
E-100A-10-30(a)	20.6	20.3	5.7	3	10
E-100A-10-10(a)	6.9	6.6	11.1	1	11

(a) Compositions also injection moulded.

Processing of the compounds was carried out as described previously by compression
 10 molding. Tensile specimens were produced according to ASTM D638 standard. The impact
 specimens were prepared and tested according to ASTM D5045-95. Rectangular bars (45 mm X 10
 mm X 3 mm) were also prepared for analysis by Dynamic Mechanical Thermal Analysis (DMTA).

Injection moulding of the tensile specimens were carried out according to ISO R527 type II
 for some of the formulations described in Table 18.

15 The following series of compounds, containing SAN and coated modified carbon black were
 characterised (Table 19):

- Compounds containing SAN and the solution evaporation-coated modified carbon black. The
 polymer used for the coating was the terpolymer (PS/BA/GMA) of styrene, acrylonitrile and
 glycidyl methacrylate previously described in Example 3. Two grades of modified carbon black

were coated by this method.

- Compounds containing SAN and the emulsion-coated modified carbon black (Table 18).

Tensile tests were performed according to ASTM D638 using an Instron 1122 tensile testing machine in order to obtain the tensile properties of the various compounds. The tests were carried out using a gauge length of 64 mm and a crosshead speed of 10 mm min⁻¹. An Instron 2630-30 extensometer was used to measure strains up to 10% accurately. A total of six specimens were tested for each material and the mean values of the mechanical properties calculated.

Table 20 shows the tensile properties of the compounds. The values of the unfilled SAN and uncoated-carbon black filled SAN compounds are also given for comparative purposes.

-40-

Table 19. Characteristics of the compounds.

Sample code ^(a)	CB grade	Group Attached	Coating composition ^(b)	Theoretical CB content / %	Coating thickness / nm
R-NH ₂ -20(BA)- 50	Regal 80®	-C ₆ H ₄ NH ₂	PS/BA/GMA	34.4	20
R-NH ₂ -20(BA)- 30	Regal 80®	-C ₆ H ₄ NH ₂	PS/BA/GMA	20.6	20
R-NH ₂ -20(BA)- 10	Regal 80®	-C ₆ H ₄ NH ₂	PS/BA/GMA	6.9	20
S-NH ₂ -20(BA)- 50	Sterling 4620®	-C ₆ H ₄ NH ₂	PS/BA/GMA	34.4	20
S-NH ₂ -20(BA)- 30	Sterling 4620®	-C ₆ H ₄ NH ₂	PS/BA/GMA	20.6	20
S-NH ₂ -20(BA)- 10	Sterling 4620®	-C ₆ H ₄ NH ₂	PS/BA/GMA	6.9	20
E-100A-10-50	Sterling 4620®	-C ₆ H ₄ SO ₃ Na/ -C ₆ H ₄ CH=CH ₂	BA/ALMA	34.4	10
E-100A-10-30	Sterling 4620®	-C ₆ H ₄ SO ₃ Na/ -C ₆ H ₄ CH=CH ₂	BA/ALMA	20.6	10
E-100A-10-10	Sterling 4620®	-C ₆ H ₄ SO ₃ Na/ -C ₆ H ₄ CH=CH ₂	BA/ALMA	6.9	10

(a) The samples coded as R-NH₂-20(BA) and S-NH₂-20(BA) were coated via the solution evaporation method. The samples coded as E-100A-10 were coated via the emulsion polymerisation method

(b) PS/BA/GMA has a composition of 2/95/3 % and BA/ALMA of 98/2 % by weight

Table 20. Tensile properties of the filled and unfilled SAN.

Material	wt(CB)(a) / %	E(b) / GPa	σ_u (c) / MPa	σ_u (d) / %
R-nf-0-10	6.9	2.30 ± 0.61	48.9 ± 4.0	2.2 ± 0.3
R-nf-0-30(e)	20.6	2.85 ± 0.11	41.6 ± 5.1	1.4 ± 0.1
R-nf-0-50	34.4	3.56 ± 0.17	29.6 ± 6.3	0.9 ± 0.2
S-nf-0-10	6.9	2.36 ± 0.18	43.1 ± 1.5	2.1 ± 0.1
S-nf-0-30(e)	20.6	3.16 ± 0.14	43.6 ± 1.8	1.3 ± 0.2
S-nf-0-50	34.4	3.56 ± 0.31	29.3 ± 4.6	0.8 ± 0.1
R-NH ₂ -20(BA)-10(e)	6.9	2.33 ± 0.11	46.3 ± 2.5	2.2 ± 0.1
R-NH ₂ -20(BA)-30(e)	20.6	2.06 ± 0.05	38.5 ± 2.6	2.4 ± 0.1
R-NH ₂ -20(BA)-50	34.4	1.59 ± 0.09	21.0 ± 3.5	1.6 ± 0.2
S-NH ₂ -20(BA)-10(e)	6.9	2.34 ± 0.03	50.2 ± 1.8	2.6 ± 0.3
S-NH ₂ -20(BA)-30(e)	20.6	1.79 ± 0.08	33.8 ± 2.4	2.7 ± 0.1
S-NH ₂ -20(BA)-50	34.4	1.29 ± 0.07	16.7 ± 2.6	1.7 ± 0.1
E-100A-10-10(e)	6.9	2.82 ± 0.21	47.8 ± 2.4	1.9 ± 0.1
E-100A-10-30	20.6	2.91 ± 0.15	40.9 ± 4.5	1.6 ± 0.1
E-100A-10-50	34.4	3.31 ± 0.10	23.3 ± 1.6	0.7 ± 0.1
SAN1	0	2.02 ± 0.43	58.0 ± 8.5	3.4 ± 1.0

- 5 (a) wt(CB) is the theoretical carbon black content in %
 (b) E is the tensile modulus calculated as the secant at 0.1 % elongation
 (c) σ_u is the ultimate tensile stress
 (d) σ_u is the ultimate tensile strain
 (e) Compositions also injection moulded.

10 Three-point bend single edge-notched impact testing was performed using a Ceast 6545 digital pendulum, (release angle set at 15°) interfaced to a MK4 microprocessor together with a PC. The standard specimen was a single edge-notched beam loaded in three-point bending with a support span S (= 96.0 mm) nominally equal to four times the width, W.

15 The notch-to-depth ratio, (a/w) was 0.50 ± 0.05 and for each material at least 6 specimens were analysed and mean results calculated. The measured values of the fracture energy, G_{IC} , as calculated from ASTM D 5045-95, are presented in Table 21.

Table 21. Variation of fracture energy, G_{IC} , with weight percentage of carbon black, wt(CB).

Material	wt(CB)(a) / %	$G_{IC}^{(b)}$ / J m ⁻²
R-nf-0-10	6.9	456 ± 66
R-nf-0-30	20.6	291 ± 80
R-nf-0-50	34.4	216 ± 49
S-nf-0-10	6.9	315 ± 27
S-nf-0-30	20.6	272 ± 63
S-nf-0-50	34.4	201 ± 24
R-NH ₂ -20(BA)-10	6.9	756 ± 71
R-NH ₂ -20(BA)-30	20.6	1646 ± 250
R-NH ₂ -20(BA)-50	34.4	1648 ± 200
S-NH ₂ -20(BA)-10	6.9	758 ± 120
S-NH ₂ -20(BA)-30	20.6	1684 ± 164
S-NH ₂ -20(BA)-50	34.4	2119 ± 230
E-100A-10-10	6.9	288 ± 38
E-100A-10-30	20.6	228 ± 21
E-100A-10-50	34.4	173 ± 4
SAN1	0	1104 ± 152

(a) wt(CB) is the theoretical carbon black content in %

(b) G_{IC} is the fracture energy as calculated from ASTM D 5045-95

5

Figures 5(a) - (c) shows the effect of carbon black content upon G_{IC} . There is a significant decrease in the G_{IC} value with increasing carbon black content for the uncoated carbon black compounds. This trend is the same for the emulsion-coated modified carbon blacks. In contrast the solution-coated compounds show the opposite trend, with G_{IC} increasing as the filler content increases. The filled SAN was shown to be tougher than the unfilled material even at 50 % filler content.

Example 7

Deionised water, which was boiled under a N₂ atmosphere in order to eliminate dissolved O₂, was used in all preparations. The two monomers used were butyl acrylate (BA, Aldrich, 97%) and

15

-43-

allyl methacrylate (ALMA, Aldrich, 98%). Butyl acrylate was used after being washed several times with 2% sodium hydroxide as described previously. Allyl methacrylate was used as supplied. The carbon black Sterling ($-\text{C}_6\text{H}_4\text{SO}_3\text{Na}/-\text{C}_6\text{H}_4\text{CH}=\text{CH}_2$) (sample number 010-100A) was washed with methanol and dried to constant weight, and the initiator, ammonium persulphate (Aldrich, 99.0%) was used as supplied.

Polymerizations were carried out using a form of semi-continuous emulsion polymerisation. The water and carbon black were charged in a round-bottomed flask kept in a water bath at 70°C. The flask was purged with nitrogen. After the mixture had reached bath temperature, the initiator was added and the monomers were pumped at a fixed rate into the reactor using a Watson-Marlow peristaltic pump. The extra amount of initiator (dissolved in water) was also added in a continuous way over a 3 hours period using a syringe pump. This slow rate of adding of the initiator ($\sim 0.23 \text{ ml min}^{-1}$) was chosen to avoid destabilisation of the reaction which may occur when all the initiator is added in one step.

Aliquots ($\sim 3 \text{ g}$) were taken at regular intervals using a syringe and analysed using gas liquid chromatography (GLC) to determine the level of unreacted monomer. The polymerisation reactions were allowed to proceed until GLC indicated complete conversion. Later the polymerization's were cooled to room temperature, filtered through a No. 4 sinter and dried under vacuum at 60° C. Table 22 shows the compositions used in each emulsion polymerisation.

Table 22. Formulations used for the coating of Sterling ($-C_6H_4SO_3Na/-C_6H_4CH=CH_2$) with a comonomer composition of 2 mol% ALMA, 98 mol% BA.

Component	Mass of component / g	
	E1	E2
	(20 nm) ^(a) (E-100A-20) ^(b)	(30 nm) ^(a) (E-100A-30) ^(b)
Sterling	50	50
Water	250	250
Initiator	3.32 ^(d)	3.30 ^(d)
BA	13.19	21.55
ALMA	0.27	0.46
Conversion / % (c)	100	100

(a) Targeted coating thicknesses.

(b) Product code.

(c) Determined by Gas-Liquid Chromatography (GLC).

(d) 2.31 g of initiator (in 25 ml of water) added in a continuous way after 2.5 hours reaction.

Kinetic studies were carried out by detecting the amount of unreacted monomer remaining in the aliquots. The studies indicated a high level (~90 %) of instantaneous conversion during the initial stages of the polymerisation (0-120 min). Next the instantaneous conversions started to decrease until the end of monomer addition. This decrease was more significant for E2 (30 nm coating). From this point, the instantaneous conversion steadily increased until 100 % conversion was obtained 300 minutes after the initiation of the reaction.

For each of the scaling-ups (E-100A-20 and E-100A-30), two batches of the polymer-coated carbon black were prepared. As mentioned earlier, the carbon black was a washed and dried Sterling ($-C_6H_4SO_3Na/-C_6H_4CH=CH_2$) (sample number 010-100A); the monomers used for the coating were butyl acrylate (BA) and allyl methacrylate (ALMA) in a ratio 98:2 mol%. The targeted coating thickness was 20 nm for the sample named E-100A-20 and 30 nm for E-100A-30. The polymerisation procedure was described above. After the reaction, the products obtained were filtered off, dried and ground into fine powders. Table 23 sets forth the composition details of the scaling-up of the coated carbon blacks.

Table 23. Composition details of the polymer-coated carbon black Sterling ($\text{-C}_6\text{H}_4\text{SO}_3\text{Na/-C}_6\text{H}_4\text{CH=CH}_2$) with a comonomer composition of 2 mol% ALMA, 98 mol% BA

Sample Code	Carbon Black	Functional Group	Target Thickness / nm	Filler Composition	
				Polymer / %	Carbon Black / %
E-100A-20	Sterling 4620 010-100A	$\text{-C}_6\text{H}_4\text{SO}_3\text{Na/}$ $\text{-C}_6\text{H}_4\text{CH=CH}_2$	20	22.0	78.0
E-100A-30	Sterling 4620 010-100A	$\text{-C}_6\text{H}_4\text{SO}_3\text{Na/}$ $\text{-C}_6\text{H}_4\text{CH=CH}_2$	30	31.0	69.0

DSC experiments were performed on the reaction products in order to detect the polymer-coating. Experiments were performed under nitrogen at a heating rate of $20^\circ\text{C min}^{-1}$ using a DuPont Thermal Analyst 2000 instrument with a DuPont 910 cell base fitted with a DSC cell. The products were well dried in a vacuum oven at 40°C to constant weight before analysis.

The scaling-up products were also characterised by IR spectroscopy. Infrared spectra were obtained using KBr discs and a Perkin-Elmer 2000 FT-IR spectrometer. The main features of the IR spectra of the polymer-coating (BA/ALMA) are the strong peaks at 1735 cm^{-1} due to C=O stretching and a strong band at 1160 cm^{-1} which is attributed to C-O stretching vibrations. The IR spectra of the scaling-up products also shows these peaks were due to the butyl acrylate although they are not as strong as the pure polymer due to the high level of noise produce by the carbon black.

Dispersibility experiments were also carried out on the scaling-up products. Small amounts ($\sim 1\text{ g}$) of the dried products (E-100A-10, E-100A-20 and E-100A-30) were dispersed in water ($\sim 10\text{ g}$) and allowed to settle. The experiment showed that the dispersibility in water was poorer with increasing coating thickness, observing that the sedimentation of E-100A-30 and E-100A-20 is very quick. The sedimentation of E-100A-10 required longer periods of time. These experiments showed that the polymer was successfully coated onto the carbon black and also showed, qualitatively, the effects of the different coating thicknesses.

Two sets of compounds were prepared; the first set was prepared by blending Cycolac SAN 29283 with the coated carbon black (E-100A-20) in various proportions, and the second set by blending the SAN with E-100A-30. The compounding was carried out using a Banbury with the mixing conditions summarized in Table 24. The prepared compounds and their analytical data are summarized in Table 25.

-46-

Table 24. Banbury mixing conditions of SAN with the coated carbon black E-100A-20 and E-100A-30.

Product Code	Rotor Speed rpm	Start Temperature °C	Ram Pressure kg cm ⁻²	Time Fluxs	Flux Temperature °C	Post Flux Mixing Time / s	Drop Temperature °C
E-100A-20-50	175	80	3	150	115	90	190
E-100A-20-30	175	80	3	75	140	90	180
E-100A-20-10	175	80	3	60	135	90	165
E-100A-30-50	175	80	3	60	110	90	185
E-100A-30-30	175	80	3	180	120	90	178
E-100A-30-10	175	80	3	120	135	90	170

5

Table 25. Blend data

Product Code	Theoretical CB content %	Ash content N2/900°C %	MFI at 5 kg, 230°C g/10min	MFI at 21.6 kg, 230°C g/10min	Screen 40 mesh specs	Screen 100 mesh specs
E-100A-20-50	34.4	35.3	0.4	15.2	0	6
E-100A-20-30(a)	20.6	21.23	4.4	85	0	3
E-100A-20-10(a)	6.9	6.94	12.3	183	0	3
E-100A-30-50	34.4	35.6	0.0	3.16	1	25
E-100A-30-30(a)	20.6	21.1	3.1	59.25	0	19
E-100A-30-10(a)	6.9	7.1	8.8	113.00	3	50

(a) Compositions injection molded

Processing of the compounds was carried out as described earlier. Tensile specimens were produced according to ASTM D638 standard. The impact specimens were prepared and tested according to ASTM D5045-95. Rectangular bars (45 mm 6 10 mm 6 3 mm) were also prepared for analysis by Dynamic Mechanical Thermal Analysis (DMTA).

10

The injection moulding of the tensile specimens was carried out according to ISO R527 type II for some of the formulations described in Table 6. The formulations E-100A-30-10 and E-100A-30-30 were also injection moulded using the dimensions recommended by ISO R527 type I.

5 Tensile tests were performed according to ASTM D638 using an Instron 1122 tensile testing machine in order to obtain the tensile properties of the various compounds. The tests were carried out using a gauge length of 64 mm and a crosshead speed of 10 mm min⁻¹. An Instron 2630-30 extensometer was used to measure strains up to 10% accurately. A total of six specimens were tested for each material and the mean values of the mechanical properties calculated.

10 Table 26 shows the tensile properties of the compounds. The values of the SAN and uncoated carbon black-filled SAN compounds are also given for comparative purposes. Figures 4-6 show the variation of Young's modulus, E, ultimate stress, σ_u , and ultimate strain, ϵ_u , with carbon black content for the compounds. The values obtained from the compounds prepared with E-100A-10 are also showed for comparative purposes.

Table 26. Tensile properties of the filled and unfilled SAN specimens prepared by compression molding.

Material	wt(CB)(a) / %	E(b) / GPa	σ_u (c) / MPa	ϵ_u (d) / %
S-nf-0-10	6.9	2.36 ± 0.18	43.1 ± 1.5	2.1 ± 0.1
S-nf-0-30	20.6	3.16 ± 0.14	43.6 ± 1.8	1.3 ± 0.2
S-nf-0-50	34.4	3.56 ± 0.31	29.3 ± 4.6	0.8 ± 0.1
E-100A-10-10	6.9	2.82 ± 0.21	47.8 ± 2.4	1.9 ± 0.1
E-100A-10-30	20.6	2.91 ± 0.15	40.9 ± 4.5	1.6 ± 0.1
E-100A-10-50	34.4	3.31 ± 0.10	23.3 ± 1.6	0.7 ± 0.1
E-100A-20-10	6.9	2.89 ± 0.07	49.2 ± 1.6	1.9 ± 0.1
E-100A-20-30	20.6	2.93 ± 0.02	34.6 ± 3.6	1.2 ± 0.1
E-100A-20-50	34.4	3.43 ± 0.03	35.0 ± 2.4	1.1 ± 0.1
E-100A-30-10	6.9	2.77 ± 0.02	48.6 ± 1.9	2.2 ± 0.1
E-100A-30-30	20.6	2.90 ± 0.30	38.7 ± 4.7	1.5 ± 0.1
E-100A-30-50	34.4	3.23 ± 0.03	24.3 ± 2.0	0.9 ± 0.1
SAN1	0	2.02 ± 0.43	58.0 ± 8.5	3.4 ± 1.0

- 5
- (a) wt(CB) is the theoretical carbon black content in %
 - (b) E is the tensile modulus calculated as the secant at 0.1 % elongation
 - (c) σ_u is the ultimate tensile stress
 - (d) ϵ_u is the ultimate tensile strain

Table 27. Tensile properties of the filled and unfilled SAN injection-moulded tensile specimens according to ISO R527 type II. The values between parenthesis corresponds to specimens ISO R527 type I and they were tested using a gauge length of 120 mm.

Material	wt(CB)(a) / %	E(b) / GPa	σ_u (c) / MPa	ϵ_u (d) / %
S-nf-0-30	20.6	3.37 ± 0.15	46.7 ± 7.1	1.2 ± 0.4
E-100A-10-10	6.9	3.59 ± 0.10	55.9 ± 6.1	1.8 ± 0.2
E-100A-10-30	20.6	3.76 ± 0.02	46.1 ± 2.5	1.3 ± 0.1
E-100A-20-10	6.9	3.23 ± 0.08	55.4 ± 4.7	1.8 ± 0.2
E-100A-20-30	20.6	3.61 ± 0.17	47.0 ± 0.7	1.4 ± 0.1
E-100A-30-10	6.9	3.01 ± 0.14	65.4 ± 5.0	2.3 ± 0.2
		(3.02 ± 0.10)	(46.1 ± 2.1)	(1.8 ± 0.1)
E-100A-30-30	20.6	3.22 ± 0.18	58.9 ± 2.8	2.0 ± 0.2
		(3.18 ± 0.06)	(45.3 ± 3.1)	(1.6 ± 0.1)
SAN1	0	3.01 ± 0.07	79.7 ± 1.4	3.1 ± 0.1

- 5 (a) wt(CB) is the theoretical carbon black content in %
 (b) E is the tensile modulus calculated as the secant at 0.1 % elongation
 (c) σ_u is the ultimate tensile stress
 (d) ϵ_u is the ultimate tensile strain

10 Tables 26 and 27 showed that Young's modulus, ultimate stress and ultimate strain follow the same trend with carbon black content as those described for the compression molded specimens, however it is noticeable that there are significant differences between the behaviour of the coated samples E-100A-30 and the others (E-100A-10 and E-100A-20). Samples containing E-100A-30 display slightly lower values of Young's modulus and significantly higher values of ultimate stress and
 15 strain. This indicates that the ratio of polymer-coating to carbon black (~ 0.4 g polymer / 1 g CB) used in these samples is appropriate for changing the mechanical properties. This same ratio of polymer-coating to carbon black was also used in the solution-coated blacks which displayed improved mechanical properties.

20 Three-point bend single edge-notched impact testing was performed using a Ceast 6545 digital pendulum, (release angle set at 15°) interfaced to a MK4 microprocessor together with a PC. The standard specimen was a single edge-notched beam loaded in three-point bending with a support span S (= 96.0 mm) nominally equal to four times the width, W.

-50-

The notch-to-depth ratio, (a/w) was 0.50 ± 0.05 and for each material at least 6 specimens were analyzed and mean results calculated. The measured values of the fracture energy, G_{IC} , as calculated from ASTM D 5045-95, are presented in Table 28.

5 Table 28. Variation of fracture energy, G_{IC} , with weight percentage of carbon black, wt(CB).

Material	wt(CB)(a) / %	$G_{IC}(b) / J m^{-2}$
S-nf-0-10	6.9	315 ± 27
S-nf-0-30	20.6	272 ± 63
S-nf-0-50	34.4	201 ± 24
E-100A-10-10	6.9	288 ± 38
E-100A-10-30	20.6	228 ± 21
E-100A-10-50	34.4	173 ± 4
E-100A-20-10	6.9	322 ± 30
E-100A-20-30	20.6	214 ± 34
E-100A-20-50	34.4	168 ± 10
E-100A-30-10	6.9	367 ± 40
E-100A-30-30	20.6	286 ± 39
E-100A-30-50	34.4	223 ± 15
SAN1	0	1104 ± 152

(a) wt(CB) is the theoretical carbon black content in %

(b) G_{IC} is the fracture energy as calculated from ASTM D 5045-95

10 There is a significant decrease in the G_{IC} value with increasing carbon black content for the
uncoated carbon black compounds. This same trend was observed for the emulsion-coated carbon
blacks. However, although there are not significant differences between the carbon blacks coated with
different thicknesses, plotting the values with different scales show slightly higher values of the
fracture energy for the 30 nm coating carbon black compounds; this difference in behavior of the 30
15 nm coating thickness in comparison to 10 and 20 nm was also observed in the tensile properties of the
injected specimens.

Example 8

Another three preparations were carried out. The grade of carbon black in these preparations, also Sterling but with single treatment ($-\text{C}_6\text{H}_4\text{SO}_3\text{Na}$), was kept constant. The variable in this set of preparations was the polymer-coating composition, butyl acrylate (BA) : allyl methacrylate (ALMA) which was used in different ratio. Also new monomers, such as methyl methacrylate (MMA) and styrene (S), were introduced. These variables allow us to study the effect on dispersibility and the mechanical properties of the coated CB-filled SAN by comparing the scaling-ups prepared with:

- different grade of carbon black (dual vs single treatment)
- different level of crosslinking agent (2 vs 1 mol% of ALMA)
- different polymer-coating composition (BA:ALMA vs BA:ALMA:MMA:S)

The 30 nm coating thickness was selected in order to have a ratio of the weight percent coating polymer (wt% polymer) to weight percent carbon black (wt% CB) of approximately 0.4 g polymer / 1 g CB. This ratio is similar to that used in the solution evaporation method [S-NH_2 -20(BA) and R-NH_2 -20(BA)] which showed improved mechanical properties over the uncoated carbon black.

First, small-scale reactions were carried out in order to decide the suitable reactant compositions and reaction times. Kinetics studies were also carried out. The preliminary reaction procedure is as described in Example 7. Butyl acrylate (BA) was washed as described previously; methyl methacrylate (MMA, Aldrich, 98.0%) was used after being washed several times with 2% sodium hydroxide, and styrene (S, Aldrich, 98.0%) was used after distillation as described in the previous report. Allyl methacrylate was used as supplied. The carbon black (sulphonated Sterling 4620) was washed with methanol and dried to constant weight, and the initiator, ammonium persulphate (Aldrich, 99.0%) was used as supplied.

Polymerizations were carried out using a form of semi-continuous emulsion polymerisation. Table 29 shows the compositions of the most representative polymerizations.

Table 29. Formulations used for the coating of Sterling ($-C_6H_4SO_3Na$) with a 30 nm polymer-coating thickness.

Component	Mass of component / g			
	E3	E4	E5	E6
	[E-16A-30](a)	[E-16A-30]	[E-16A-30(99BA)]	[E-16A-30(94BA)]
Sterling	50	50	50	50
Water	250	250	250	250
Initiator	3.51(c)	4.94(d)	4.91(d)	4.92(d)
BA	21.57	21.52	21.90	20.69
ALMA	0.46	0.43	0.22	0.22
MMA	-	-	-	0.71
S	-	-	-	0.45
Conversion / %(b)	51	100	100	100

(a) Figures in parentheses are the product code.

5 (b) Determined by Gas-Liquid Chromatography (GLC).

(c) 2.1 g of initiator (in 25 ml of water) added in a continuous way after 2.5 hours reaction.

(d) 4.18 g of initiator (in 25 ml of water) added in a continuous way after 2.5 hours reaction.

As Table 29 shows, with the amount of initiator used the polymerisation E3 did not go to
 10 complete reaction even after long reaction periods (10 hours). The level of initiator was the same as
 the one used for the same polymer-coating polymerisation but with different carbon black grade, dual
 treated Sterling ($-C_6H_4SO_3Na/-C_6H_4CH=CH_2$). This suggests that the second treatment carried out
 on the carbon black does locks the surface of the black and consumes less initiator. The
 polymerization E3 was repeated (E4) but increasing the amount of initiator and in this case the
 15 conversion was complete. In polymerization E3 there is a rapid decrease of the instantaneous
 conversion in the initial stages of the reaction which eventually stabilizes at ~ 51 %. The addition of
 extra initiator at 150 min does not has any significant effect on the conversion. Reaction E4 shows
 that after increasing the initiator level, the conversion reached 100 %.

Polymerisation E5 is similar to E4 but in this case the BA:ALMA ratio was 99:1 mol%. The
 20 instantaneous conversions indicated that between the reaction time of 20-80 min, more than 90 %

-53-

conversion was achieved. This was followed by a decrease and as the addition of extra amount of initiator started the conversion increased again until 100 % at approximately 220 minutes.

With these experiments it was concluded that the compositions of E4, E5 and E6 were the selected ones for the scaling-up of the coating process.

5 Two batches of the polymer-coated carbon black were prepared for each of the scaling-ups (E-16A-30, E-16A-30(99BA) and E-16A-30(94BA)). The carbon black used was a washed and dried Sterling ($-C_6H_4SO_3Na$) (sample number T016-84A) as previously mentioned; the monomers used for the coating in the scaling-up E-16A-30 and E-16A-30(99BA) were butyl acrylate (BA), and allyl methacrylate (ALMA) in a ratio 98:2 and 99:1 mol% respectively. For the scaling-up E-16A-
10 30(94BA) the monomers used were butyl acrylate (BA) : allyl methacrylate (ALMA) : methyl methacrylate (MMA); styrene (S) in a ratio 94:1:3:2 mol%. The targeted coating thickness was 30 nm. The polymerization procedure was as described previously. After the reaction, monitored by gas liquid chromatography (GLC), the products obtained were filtered off, dried and ground into fine
15 powders.

Table 30. Composition details of the polymer-coated carbon black, grade Sterling ($-C_6H_4SO_3Na$) (sample number T016-84A), with a 30 nm coating thickness.

Sample Code	Polymer-Coating Composition				Composition of Coated	
	mol%				CB wt%	
	BA	ALMA	MMA	S	Polymer-Coating	Carbon Black
E-16A-30	98	2	-	-	31.1	68.9
E-16A-30(99BA)	99	1	-	-	31.0	69.0
E-16A-30(94BA)	94	1	3	2	30.8	69.2

20 DSC experiments were performed on the reaction products in order to detect the coating polymer and to determine the glass transition temperature, T_g .

The DSC results showed that E-16A-30 and E-16A-30(99BA) had a T_g of $-43^\circ C$ (similar to that obtained for the reaction E-100A-30 which was $-44^\circ C$). The scaling-up E-16A-30(94BA) had a T_g of $-30^\circ C$. This increase in the T_g is due to the lower content of BA in the copolymer (94 mol%)
25 and the presence of MMA and S which has a more glassy and less rubbery features than the BA.

-54-

The scaling-up products were also characterised by IR spectroscopy. The main feature of the IR spectra of the scaling-up samples were the peaks due to the presence of BA in the polymer coating (a strong peak at 1735 cm^{-1} due to C=O stretching and a strong band at 1160 cm^{-1} which is attributed to C-O stretching vibrations). Again the spectra present a high level of noise due to the carbon black.

- 5 In the sample E-16A-30(94BA) the peaks due to the other monomers used in the coating (S, MMA or ALMA) are not evident because of the low ratio of these monomers compared with the BA.

- Dispersibility experiments were also carried out on these scaling-up products. This simple experiment showed that E-16A-30, E-16A-30(99BA) and E-16A-30(94BA) sediment rapidly after dispersion in water indicating that the polymer was successfully coated onto the carbon black. The
10 absence of a top layer on the water indicates that the polymer does not polymerise as a separate phase.

Other embodiments of the present invention will be apparent to those skilled in the art from consideration of the specification and practice of the invention disclosed herein. It is intended that the specification and examples be considered as exemplary only, with a true scope and spirit of the invention being indicated by the following claims.

15

WHAT IS CLAIMED IS:

1. An elastomeric composition comprising a) at least one elastomer, and b) a polymer coated modified carbon product comprising a modified carbon product coated at least partially with at least one polymer.
- 5 2. The elastomeric composition of claim 1, wherein said modified carbon product comprises at least one organic group attached to a carbon product.
3. The elastomeric composition of claim 1, wherein at least one polymer is present in a single layer.
4. The elastomeric composition of claim 1, wherein at least one polymer is present in
10 multiple layers, wherein the at least one polymer is the same or different in each of the layers.
5. The elastomeric composition of claim 2, wherein said organic group is substituted with an ionic, ionizable, or polar group.
6. The elastomeric composition of claim 5, wherein said ionic, ionizable, or polar group is a sulfonic acid group or a salt thereof, a sulfinic acid group or a salt thereof, a carboxylic acid group
15 or a salt thereof, a phosphonic acid group or a salt thereof, or a quaternary ammonium group.
7. The elastomeric composition of claim 2, wherein said organic group is a substituted or unsubstituted sulfophenyl group or a salt thereof, or the organic group is a substituted or unsubstituted (polysulfo)phenyl group or a salt thereof.
8. The elastomeric composition of claim 2, wherein said organic group is a substituted
20 or unsubstituted sulfonaphthyl group or a salt thereof, or the organic group is a substituted or unsubstituted (polysulfo)naphthyl group or a salt thereof.
9. The elastomeric composition of claim 2, wherein said organic group is a substituted or unsubstituted p-sulfophenyl or a salt thereof.
10. The elastomeric composition of claim 2, wherein said organic group is p-C₆H₄SO₃Na.
- 25 11. The elastomeric composition of claim 2, wherein said carbon product is carbon black, graphite, vitreous carbon, activated carbon, activated charcoal, carbon fiber, or mixtures thereof.
12. The elastomeric composition of claim 2, wherein said carbon product is carbon black.
13. The elastomeric composition of claim 2, wherein said organic group comprises at least one aromatic group, wherein said aromatic group is directly attached to the carbon product.
- 30 14. The elastomeric composition of claim 2, wherein said organic group comprises a C₁-C₁₂ alkyl group, wherein said alkyl group is directly attached to the carbon product.
15. The elastomeric composition of claim 1, wherein said polymer is polyethylene, poly(vinylchloride), polyisobutylene, polystyrene, polycaprolactam (nylon), polyisoprene, polyamides, polycarbonates, polyelectrolytes, polyesters, polyethers, (polyhydroxy)benzenes, polyimides, polymers

-56-

containing sulfur, polyolefins, polymethylbenzenes, polystyrene, styrene copolymers, acetal polymers, acrylic polymers, acrylonitrile polymers and copolymers, polyolefins containing halogen, fluoropolymers, ionomeric polymers, polymers containing ketone group(s), liquid crystal polymers, polyamide-imides, polymers containing olefinic double bond(s), polyolefin copolymers, 5 polyphenylene oxides, polyurethanes, thermoplastic elastomers, silicone polymers, alkyd, epoxy, unsaturated polyester, vinyl ester, or urea-, melamine-, or phenol-formaldehyde resins.

16. The elastomeric composition of claim 1, wherein said at least one polymer substantially coats the modified carbon product.

17. The elastomeric composition of claim 1, wherein said at least one polymer partially 10 coats the modified carbon product.

18. The elastomeric composition of claim 1, wherein said at least one polymer has a thickness of from about 1 nm to about 100 nm.

19. The elastomeric composition of claim 1, wherein the modified carbon product is an aggregate comprising a carbon phase and a silicon-containing species phase.

20. The elastomeric composition of claim 1, wherein the modified carbon product is an 15 aggregate comprising a carbon phase and a metal-containing species phase.

21. The elastomeric composition of claim 1, wherein the modified carbon product comprises at least one partially silica coated carbon black.

22. The elastomeric composition of claim 3, wherein said carbon product is carbon black, 20 graphite, vitreous carbon, activated carbon, activated chemical, carbon fiber, or mixtures thereof.

23. The elastomeric composition of claim 5, wherein said carbon product is carbon black.

24. The elastomeric composition of claim 19, further comprising an organic group attached to said modified carbon product.

25. The elastomeric composition of claim 20, further comprising an organic group 25 attached to said modified carbon product.

26. The elastomeric composition of claim 21, further comprising an organic group attached to said modified carbon product.

27. The elastomeric composition of claim 1, wherein said at least one elastomer comprises a vulcanized composition, a thermoplastic vulcanizate, a thermoplastic elastomer, a 30 thermoplastic polyolefin, or combinations thereof.

28. The elastomeric composition of claim 1, wherein said at least one elastomer comprises a homo- or co-polymer of 1,3 butadiene, styrene, isoprene, isobutylene, 2,3-dimethyl-1,3-butadiene, acrylonitrile, ethylene, propylene, or combinations thereof.

29. An article made of the elastomeric composition of claim 1.

30. The article of claim 29, wherein said article comprises 1 a tire tread, a tire undertread, a tire sidewall, a wire skim, a tire innerliner, a tire bead, a tire apex, or a tire carcass.
31. The article of claim 29, wherein said article comprises an industrial rubber product, a seal, a timing belt, a power transmission belt, a weather stripping, or an extruded profile.
- 5 32. A tire or tire component made from the elastomeric composition of claim 1.
33. An article made from the elastomeric composition of claim 2.
34. The article of claim 33, wherein said article is a tire or a tire component.
35. An article made from the elastomeric composition of claim 5.
36. The article of claim 35, wherein said article comprises a tire or a tire component.
- 10 37. An article made from the elastomeric composition of claim 11.
38. An article made from the elastomeric composition of claim 12.
39. An article made from the elastomeric composition of claim 15.
40. An article made from the elastomeric composition of claim 19.
41. An article made from the elastomeric composition of claim 20.
- 15 42. An article made from the elastomeric composition of claim 21.
43. An article made from the elastomeric composition of claim 28.
44. The article of claim 43, wherein said article comprises a tire or tire component.
45. A method of making an elastomeric composition comprising combining at least one elastomer with a polymer coated modified carbon product, said polymer coated modified carbon product made by combining, in an aqueous-based medium, an initiator, at least one monomer, and a modified carbon product and conducting a polymerization to form a polymer coated modified carbon product, wherein said monomer is capable of being polymerized by free-radical polymerization.
- 20 46. The method of claim 45, wherein said modified carbon product comprises at least one organic group attached to a carbon product.
- 25 47. The method of claim 46, wherein said at least one organic group is substituted with an ionic, ionizable, or polar group and the modified carbon product is dispersible in said aqueous-based medium.
48. The method of claim 47, wherein the ionic, ionizable, or polar group is a sulfonic acid group or a salt thereof, a sulfinic acid group or a salt thereof, a carboxylic acid group or a salt thereof, 30 a phosphonic acid group or a salt thereof, or a quaternary ammonium group.
49. The method of claim 46, wherein the organic group is a substituted or unsubstituted sulfophenyl group or a salt thereof, or the organic group is a substituted or unsubstituted (polysulfo)phenyl group or a salt thereof.

-58-

50. The method of claim 46, wherein said carbon product is carbon black, graphite, vitreous carbon, finely-divided carbon, activated carbon, activated charcoal, or mixtures thereof.

51. The method of claim 46, wherein said carbon product is carbon black.

52. A method of making an elastomeric composition comprising combining at least one elastomer with a polymer coated modified carbon product, said polymer coated modified carbon product made by a method comprising combining at least one modified carbon product, at least one solvent, and at least one polymer capable of dissolving in said solvent, to permit said at least one polymer to at least partially coat said at least one modified carbon product, and removing said solvent after deposition of said at least one polymer on said at least one modified carbon product.

53. The method of claim 52, wherein said at least one modified carbon product comprises at least one organic group attached to a carbon product.

54. The method of claim 52, wherein said carbon product is carbon black, graphite, carbon fiber, vitreous carbon, activated carbon, activated charcoal, or mixtures thereof.

55. The method of claim 52, wherein said carbon product is carbon black.

56. The method of claim 52, wherein said at least one polymer comprises a polyethylene, poly(vinylchloride), polyisobutylene, polystyrene, polycaprolactam (nylon), polyisoprene, polyamides, polycarbonates, polyelectrolytes, polyesters, polyethers, (polyhydroxy)benzenes, polyimides, polymers containing sulfur, polyolefins, polymethylbenzenes, polystyrene, styrene copolymers, acetal polymers, acrylic polymers, acrylonitrile polymers and copolymers, polyolefins containing halogen, fluoropolymers, ionomeric polymers, polymers containing ketone group(s), liquid crystal polymers, polyamide-imides, polymers containing olefinic double bond(s), polyolefin copolymers, polyphenylene oxides, polyurethanes, thermoplastic elastomers, silicone polymers, alkyd, epoxy, unsaturated polyester, vinyl ester, urea-, melamine-, or phenol-formaldehyde resins.

57. An elastomeric composition comprising a) at least one elastomer and b) a polymer coated modified carbon product comprising at least one modified carbon product coated at least partially with at least one polymer, wherein said modified carbon product comprises at least one modified carbon product having attached at least one organic group; at least one aggregate comprising a carbon phase and a silicon-containing species phase; at least one aggregate comprising a carbon phase and a metal-containing species phase; or at least one partially silica coated carbon black.

58. The elastomeric composition of claim 57, wherein said modified carbon product comprises at least one organic group attached to at least one carbon product.

59. The elastomeric composition of claim 58, wherein said at least one organic group comprises at least one aromatic group or at least one C₁-C₁₂ alkyl group directly attached to the carbon product.

-59-

60. The elastomeric composition of claim 57, wherein the modified carbon product is an aggregate comprising a carbon phase and a silicon-containing species phase, optionally having an organic group attached thereto.

61. The elastomeric composition of claim 57, wherein the modified carbon product
5 comprises an aggregate comprising a carbon phase and a metal-containing species phase, optionally having an organic group attached thereto.

62. A method of making an elastomeric composition, comprising combining at least one elastomer with a polymer coated carbon product, said polymer coated carbon product made by a method comprising combining, in an aqueous-based medium, at least one initiator, at least one
10 monomer, at least one modified carbon product, and at least one surfactant, and conducting an emulsion polymerization to form a polymer coated modified carbon product, wherein said monomer is capable of being polymerized by a free-radical polymerization, and said at least one modified carbon product comprises at least one modified carbon product having attached at least one organic group; at least one aggregate comprising a carbon phase and a silicon-containing species phase; at least one
15 aggregate comprising a carbon phase and a metal-containing species phase; or at least one partially silica coated carbon black; or combinations thereof.

63. An elastomeric composition comprising a) at least one elastomer, and b) a plurality of polymer coated modified carbon products, each of the products being substantially coated with at least one polymer.

20 64. An article made of the elastomeric composition of claim 63.

65. The article of claim 64, wherein said article comprises a tire or a tire component.

66. An elastomeric composition comprising a) at least one elastomer, and b) a plurality of polymer coated modified carbon products, each of the products having a substantially uniform thickness of polymer coating.

25 67. An article made of the elastomeric composition of claim 66.

68. The article of claim 67, wherein said article comprises a tire or a tire component.

69. A method of making an elastomeric composition comprising combining a) at least one elastomer, with b) at least one polymer coated modified carbon product, said product made by a method comprising combining at least one modified carbon product, at least one polymer, and at least
30 one organic solvent, wherein said at least one polymer is dissolved in said at least one solvent, and removing said at least one solvent to recover said at least one polymer coated modified carbon product.

70. An elastomeric polymeric product comprising the polymer coated modified carbon product of claim 1 dispersed in an elastomeric matrix.

-60-

71. An elastomeric masterbatch comprising the elastomeric composition of claim 1, and wax.

72. A method to increase the impact strength of an elastomeric composition comprising introducing a sufficient amount of a polymer coated modified carbon product during formation of the elastomeric product, wherein said polymer coated modified carbon product comprises a modified carbon product coated at least partially with at least one polymer.

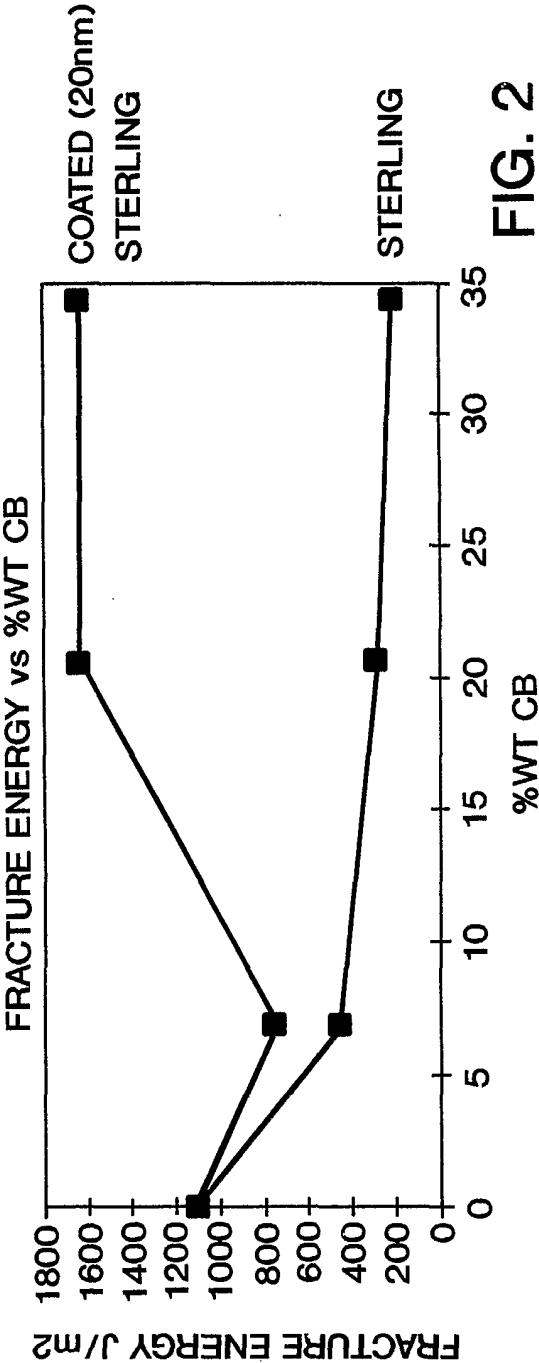
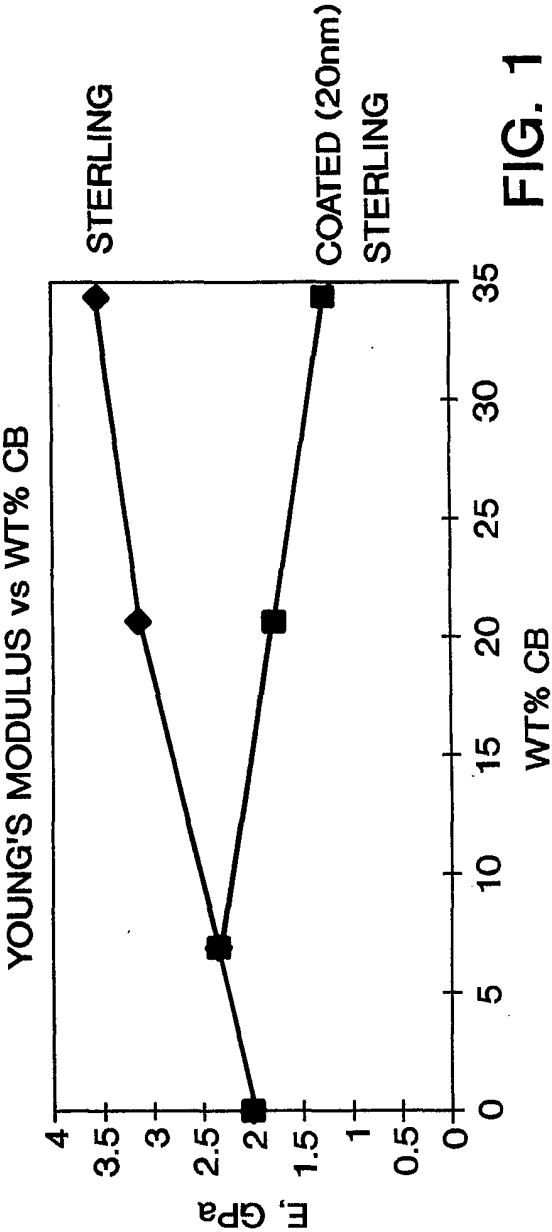
73. A method to increase the impact strength of a tire component comprising an elastomeric composition, said method comprising introducing a sufficient amount of a polymer coated modified carbon product during formation of the elastomeric composition, wherein said polymer coated modified carbon product comprises a modified carbon product coated at least partially with at least one polymer.

74. A method to increase the tensile strength of an elastomeric composition comprising introducing a sufficient amount of polymer coated modified carbon product during formation of the elastomeric composition, wherein said polymer coated modified carbon product comprises a modified carbon product coated at least partially with at least one polymer.

75. A method to increase the tensile strength of a tire component comprising an elastomeric composition, said method comprising introducing a sufficient amount of polymer coated modified carbon product during formation of the elastomeric composition, wherein said polymer coated modified carbon product comprises a modified carbon product coated at least partially with at least one polymer.

76. The elastomeric composition of claim 2, further comprising one or more organic groups attached to the carbon product.

77. An elastomeric composition comprising a) at least one elastomer, and (b) a polymer coated modified pigment comprising a modified pigment coated at least partially with at least one polymer.



2/3



FIG. 3



FIG. 4

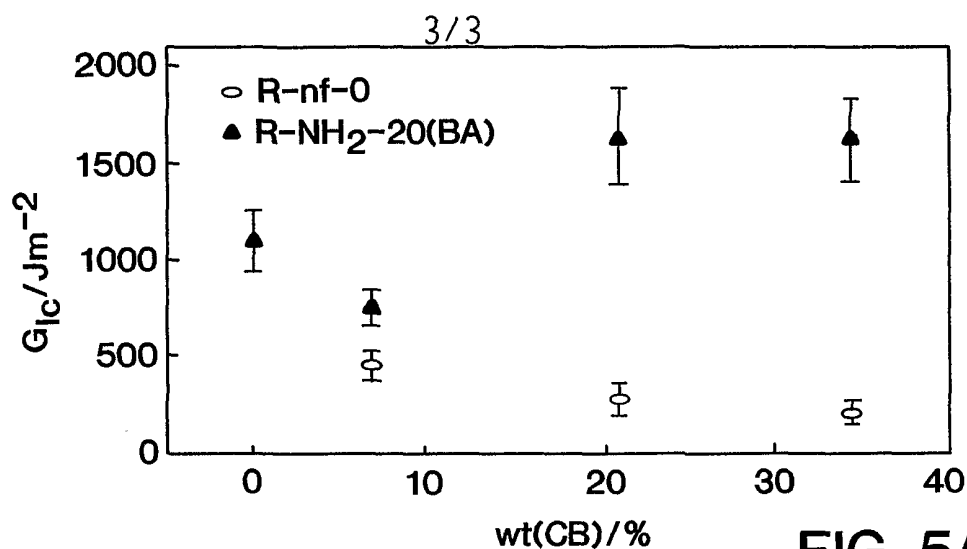


FIG. 5A

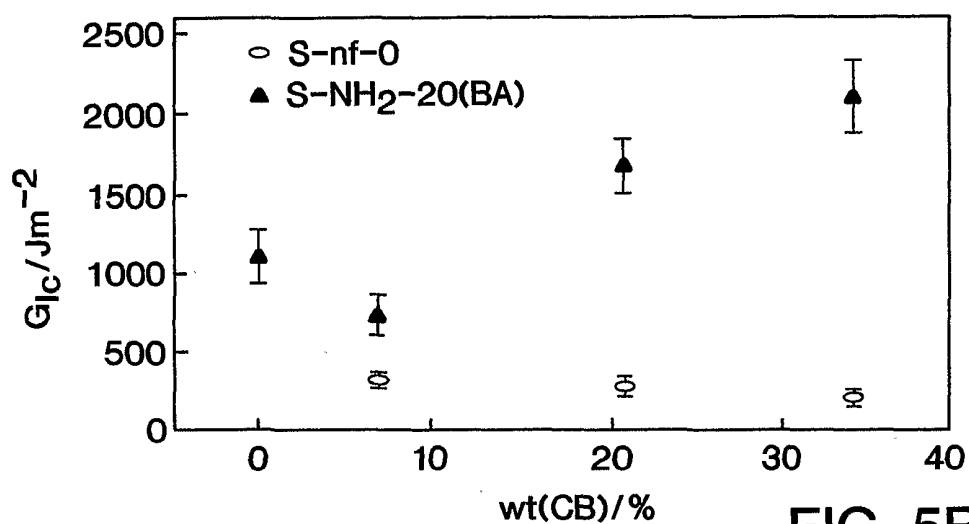


FIG. 5B

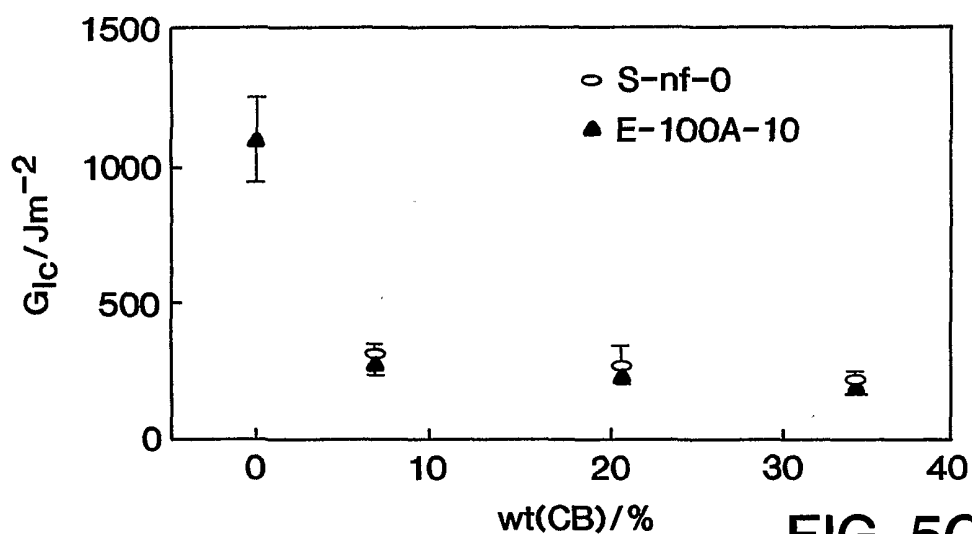


FIG. 5C

Variation of fraction energy, G_{IC} , with weight percentage, $wt(CB)$, of carbon black (a) R-nf-0 and R-NH₂-20(BA), (b) S-nf-0 and S-NH₂-20(BA) and (c) S-nf-0 and E-100A-10

INTERNATIONAL SEARCH REPORT

International Application No.

PCT/US 01/02317

A. CLASSIFICATION OF SUBJECT MATTER

IPC 7 C08K9/04 C09C1/56

According to International Patent Classification (IPC) or to both national classification and IPC

B. FIELDS SEARCHED

Minimum documentation searched (classification system followed by classification symbols)

IPC 7 C08K C09C

Documentation searched other than minimum documentation to the extent that such documents are included in the fields searched

Electronic data base consulted during the international search (name of data base and, where practical, search terms used)

EPO-Internal, WPI Data

C. DOCUMENTS CONSIDERED TO BE RELEVANT

Category *	Citation of document, with indication, where appropriate, of the relevant passages	Relevant to claim No.
A	WO 99 31175 A (CABOT CORP) 24 June 1999 (1999-06-24) claims 1-64 -----	1-77

☐ Further documents are listed in the continuation of box C.☒ Patent family members are listed in annex.

* Special categories of cited documents:

- *A* document defining the general state of the art which is not considered to be of particular relevance
- *E* earlier document but published on or after the international filing date
- *L* document which may throw doubts on priority claim(s) or which is cited to establish the publication date of another citation or other special reason (as specified)
- *O* document referring to an oral disclosure, use, exhibition or other means
- *P* document published prior to the international filing date but later than the priority date claimed

T later document published after the international filing date or priority date and not in conflict with the application but cited to understand the principle or theory underlying the invention

X document of particular relevance; the claimed invention cannot be considered novel or cannot be considered to involve an inventive step when the document is taken alone

Y document of particular relevance; the claimed invention cannot be considered to involve an inventive step when the document is combined with one or more other such documents, such combination being obvious to a person skilled in the art.

& document member of the same patent family

Date of the actual completion of the international search

6 June 2001

Date of mailing of the international search report

18/06/2001

Name and mailing address of the ISA

European Patent Office, P.B. 5818 Patentlaan 2
NL - 2280 HV Rijswijk
Tel. (+31-70) 340-2040, Tx. 31 651 epo nl,
Fax: (+31-70) 340-3016

Authorized officer

Siemens, T

INTERNATIONAL SEARCH REPORT

Information on patent family members

International Application No

PCT/US 01/02317

Patent document cited in search report	Publication date	Patent family member(s)	Publication date
WO 9931175 A	24-06-1999	US 6110994 A	29-08-2000
		AU 1724299 A	05-07-1999
		EP 1040160 A	04-10-2000
<hr/>			